



BMCRC-MRO Championships 2019

**Round 4
Donington Park**

18th / 19th May 2019



Results Provided by Timing Solutions Ltd
www.tsl-timing.com

BMCRC-MRO Championships 2019



CHILTON MOTORS LTD
MZ CHAMPIONSHIP



CHILTON MOTORS 250 MZ & BMCRC BLUE HAZE 2-STROKE GP

Donington Park National

18th/19th May 2019



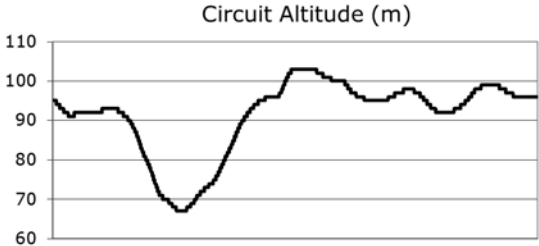
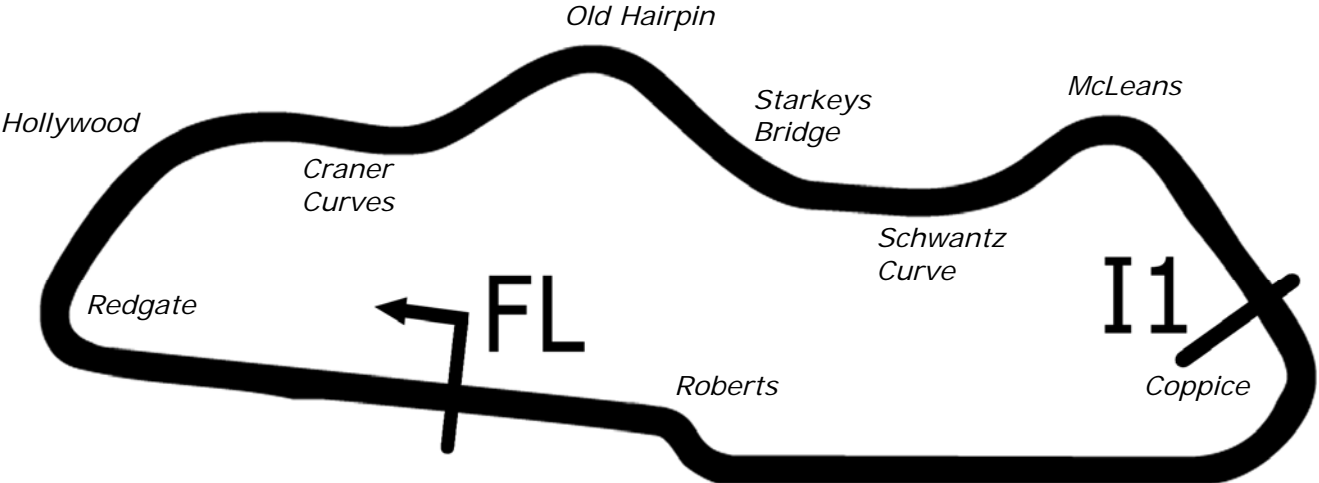
Results Provided by Timing Solutions Ltd
www.tsl-timing.com

Donington Park National



SPORTS TIMING

TIMING SOLUTIONS LTD



Length	1.9790 miles	3185.0 m	
FL		52.82971 N	1.37867 W
I1	2096m	52.82978 N	1.36508 W
Pit Entry	3100m	52.82951 N	1.37832 W
Pit Exit	229m after FL	52.82996 N	1.38205 W
Pit Entry–Pit Exit 287m, 17.2s @60kph, 12.9s @80kph			

All results available at www.tsl-timing.com



BMCRC - MRO Championships 2019 - Rnd 4 @ Donington Park

BMZRC 250 MZs & Blue Haze 2-Stroke GP

FREE PRACTICE - CLASSIFICATION

POS	NO	CL	PIC NAME	ENTRY	TIME	ON	LAPS	GAP	DIFF	MPH
1	24	GPF	1 Scott CARSON	Yamaha - Brian Grays Powerbiking,J K Flooring Contract	1:23.587	8	9			85.23
2	15	C	1 Billy PERKINS	Yamaha - Bexhill gearboxes	1:24.204	10	10	0.617	0.617	84.61
3	7	GPF	2 Peter MOORE	Yamaha - Station Garage , Isle of Man	1:25.836	10	10	2.249	1.632	83.00
4	131	GP	1 Steven HOWARD	Yamaha - Howard Racing	1:26.565	7	8	2.978	0.729	82.30
5	112	GP	2 Jonathan STAMPER	Yamaha -	1:27.704	7	9	4.117	1.139	81.23
6	70	GPF	3 Andrew BURSCOUGH	Yamaha - Apollo Tuning	1:27.875	8	8	4.288	0.171	81.07
7	55	GPF	4 Paul TOLAND	Yamaha -	1:28.934	5	8	5.347	1.059	80.11
8	88	GP	3 Mark EDGE	Yamaha -	1:28.939	8	9	5.352	0.005	80.10
9	127	GPF	5 Richard HAYWARD	Yamaha - Gforce Motorcycles	1:29.092	7	9	5.505	0.153	79.96
10	60	GPF	6 Daniel GOUGH	Yamaha - G Force Motorcycles	1:30.547	8	9	6.960	1.455	78.68
11	2	GP	4 Nick BEDFORD	Yamaha - Banx Race Paint	1:30.569	4	8	6.982	0.022	78.66
12	75		1 Peter WOODALL	MZ - Core Projects Ltd	1:30.661	9	10	7.074	0.092	78.58
13	5	GPF	7 Max HOUSE	Yamaha -	1:31.083	7	9	7.496	0.422	78.22
14	85		2 Andrew WALES	MZ - Illuminated Design LTD	1:32.906	10	10	9.319	1.823	76.68
15	22	GPF	8 Rik BALLERINI	Yamaha - SCLS Ltd	1:33.030	9	9	9.443	0.124	76.58
16	121	GPF	9 Ben HUNTER	Yamaha -	1:33.210	6	6	9.623	0.180	76.43
17	32		3 John ASHMEAD	MZ -	1:33.374	5	10	9.787	0.164	76.30
18	96		4 Chris KENT	MZ - Buxton Powder Coating / Anglesey Motorbike Club	1:33.792	7	9	10.205	0.418	75.96
19	21	GP	5 Stuart THURTTLE	Honda - TeamTortoise	1:34.053	8	9	10.466	0.261	75.75
20	9		5 Gary HOWLETT	MZ - HS Racing	1:34.185	10	10	10.598	0.132	75.64
21	808	GPF	10 Mason JOHNSON	Aprilia - D&D Racing	1:34.307	9	9	10.720	0.122	75.54
22	44		6 Robert DESSOY	MZ - Eastern Garage Racing	1:34.792	4	9	11.205	0.485	75.16
23	69	GPF	11 Mark ELLERAY	Yamaha - Abbot Solutions Ltd	1:34.819	5	6	11.232	0.027	75.13
24	11	GPF	12 Gael MACHARD	Aprilia -	1:35.420	5	6	11.833	0.601	74.66
25	56		7 Russell TURNER	MZ -	1:35.821	6	7	12.234	0.401	74.35
26	95		8 Christopher ROGERS	Mz - CB Racing	1:36.267	4	4	12.680	0.446	74.00
27	113		9 Liam NEWMAN	MZ - Team newman racing	1:37.526	6	9	13.939	1.259	73.05
28	41		10 Gary WILLIAMS	MZ -	1:38.752	9	9	15.165	1.226	72.14
29	69		11 Alexander MANN	Mz - HS RACING	1:38.780	7	9	15.193	0.028	72.12
30	67	GPF	13 Mark BAILEY	Yamaha - Gforce motorcycles	1:40.035	6	8	16.448	1.255	71.22
31	93		12 Ian JAMES	MZ - Chilton Motors	1:44.547	9	9	20.960	4.512	68.14
32	6	R	1 Paul ANSELL	MZ -	1:46.668	7	8	23.081	2.121	66.79
33	37	GPF	14 Timothy POWELL	Aprilia -	1:46.895	2	3	23.308	0.227	66.65
34	66		13 Mark VINCENT	MZ - Putoline	1:47.656	9	9	24.069	0.761	66.17
35	14	R	2 Scot CHRISTIE	MZ -	1:57.269	3	3	33.682	9.613	60.75
36	343	R	3 Murray SMOKER	MZ -	1:57.814	4	7	34.227	0.545	60.47
37	61	GP	6 Russell COOK	Yamaha -	1:59.644	7	7	36.057	1.830	59.54

Weather / Track : Cloudy / Damp

These results are provisional until the conclusion of any judicial and technical matters.

Donington Park National
Circuit Length = 1.9790 miles
Start: 10:30 Flag 10:43 End: 10:45

Clerk Of Course :	Timekeeper :
-------------------	--------------

Results can be found at www.tsl-timing.com

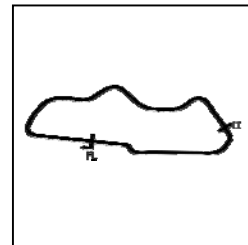
Printed - 10:47 Saturday, 18 May 2019



BMCR - MRO Championships 2019 - Rnd 4 @ Donington Park

BMZRC 250 MZs & Blue Haze 2-Stroke GP

FREE PRACTICE - SECTOR ANALYSIS



SECTOR 1 = FL to I1, SECTOR 2 = I1 to FL, DIFF = Difference To Personal Best Lap, P = Crossed Finish Line in Pit Lane, D = Time Disallowed

P1 24 GPF Scott CARSON			Yamaha - Brian Grays Powerbiking, J K Flooring Contractors			
IDEAL LAP TIME : 1:23.491		BEST LAP TIME : 1:23.587		DIFFERENCE : 0.096		
LAP	SECTOR 1	SECTOR 2	LAP TIME	MPH	DIFF	TIME OF DAY
1 -						10:31:01.122
2 -	56.839	30.277	1:27.116	81.78	3.529	10:32:28.238
3 -	55.277	30.459	1:25.736	83.09	2.149	10:33:53.974
4 -	56.061	29.864	1:25.925	82.91	2.338	10:35:19.899
5 -	55.072	29.472	1:24.544	84.27	0.957	10:36:44.443
6 -	55.091	29.346	1:24.437 (2)	84.37	0.850	10:38:08.880
7 -	54.688	30.486	1:25.174	83.64	1.587	10:39:34.054
8 -	54.145	29.442	1:23.587 (1)	85.23		10:40:57.641
9 -	55.087	29.415	1:24.502 (3)	84.31	0.915	10:42:22.143

P2 15 C Billy PERKINS			Yamaha - Bexhill gearboxes			
IDEAL LAP TIME : 1:24.204		BEST LAP TIME : 1:24.204		DIFFERENCE : 0.000		
LAP	SECTOR 1	SECTOR 2	LAP TIME	MPH	DIFF	TIME OF DAY
1 -						10:31:04.595
2 -	57.865	30.254	1:28.119	80.85	3.915	10:32:32.714
3 -	56.566	29.926	1:26.492	82.37	2.288	10:33:59.206
4 -	56.984	29.943	1:26.927	81.96	2.723	10:35:26.133
5 -	56.028	30.206	1:26.234	82.61	2.030	10:36:52.367
6 -	55.392	30.444	1:25.836 (2)	83.00	1.632	10:38:18.203
7 -	56.148	29.894	1:26.042 (3)	82.80	1.838	10:39:44.245
8 -	1:01.124	30.337	1:31.461	77.89	7.257	10:41:15.706
9 -	57.936	30.249	1:28.185	80.79	3.981	10:42:43.891
10 -	54.463	29.741	1:24.204 (1)	84.61		10:44:08.095

P3 7 GPF Peter MOORE			Yamaha - Station Garage , Isle of Man			
IDEAL LAP TIME : 1:24.818		BEST LAP TIME : 1:25.836		DIFFERENCE : 1.018		
LAP	SECTOR 1	SECTOR 2	LAP TIME	MPH	DIFF	TIME OF DAY
1 -						10:31:11.400
2 -	1:05.541	33.012	1:38.553	72.29	12.717	10:32:49.953
3 -	58.325	32.808	1:31.133	78.17	5.297	10:34:21.086
4 -	57.005	31.546	1:28.551	80.45	2.715	10:35:49.637
5 -	58.367	30.522	1:28.889	80.15	3.053	10:37:18.526
6 -	57.949	31.632	1:29.581	79.53	3.745	10:38:48.107
7 -	56.887	31.824	1:28.711	80.31	2.875	10:40:16.818
8 -	56.793	31.115	1:27.908 (3)	81.04	2.072	10:41:44.726
9 -	57.489	30.094	1:27.583 (2)	81.34	1.747	10:43:12.309
10 -	54.724	31.112	1:25.836 (1)	83.00		10:44:38.145

P4 131 GP Steven HOWARD			Yamaha - Howard Racing			
IDEAL LAP TIME : 1:26.565		BEST LAP TIME : 1:26.565		DIFFERENCE : 0.000		
LAP	SECTOR 1	SECTOR 2	LAP TIME	MPH	DIFF	TIME OF DAY
1 -						10:31:13.029
2 -	1:08.832	33.427	1:42.259	69.67	15.694	10:32:55.288
3 -	1:00.161	31.875	1:32.036	77.41	5.471	10:34:27.324
4 -	1:03.267	31.005	1:34.272	75.57	7.707	10:36:01.596
5 -	1:00.536	30.656	1:31.192 (3)	78.12	4.627	10:37:32.788
6 -	58.697	31.432	1:30.129 (2)	79.04	3.564	10:39:02.917
7 -	56.537	30.028	1:26.565 (1)	82.30		10:40:29.482
8 -	1:04.333	36.018	1:40.351	70.99	13.786	10:42:09.833

P5 112 GP Jonathan STAMPER			Yamaha -			
IDEAL LAP TIME : 1:27.125		BEST LAP TIME : 1:27.704		DIFFERENCE : 0.579		
LAP	SECTOR 1	SECTOR 2	LAP TIME	MPH	DIFF	TIME OF DAY
1 -						10:31:11.682
2 -	1:08.911	34.017	1:42.928	69.21	15.224	10:32:54.610
3 -	1:00.341	31.723	1:32.064	77.38	4.360	10:34:26.674

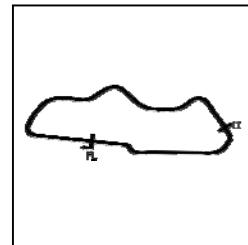
Weather / Track : Cloudy / Damp

Donington Park National
Circuit Length = 1.9790 miles
Start: 10:30 Flag 10:43 End: 10:45

BMCR - MRO Championships 2019 - Rnd 4 @ Donington Park

BMZRC 250 MZs & Blue Haze 2-Stroke GP

FREE PRACTICE - SECTOR ANALYSIS



SECTOR 1 = FL to I1, SECTOR 2 = I1 to FL, DIFF = Difference To Personal Best Lap, P = Crossed Finish Line in Pit Lane, D = Time Disallowed

4 -	58.805	31.255	1:30.060	79.10	2.356	10:35:56.734
5 -	1:00.702	32.418	1:33.120	76.51	5.416	10:37:29.854
6 -	58.169	30.676	1:28.845	80.19	1.141	10:38:58.699
7 -	57.098	30.606	1:27.704 (1)	81.23		10:40:26.403
8 -	56.591	31.196	1:27.787 (2)	81.15	0.083	10:41:54.190
9 -	57.864	30.534	1:28.398 (3)	80.59	0.694	10:43:22.588

P6 70 GPF		Andrew BURSCOUGH		Yamaha - Apollo Tuning		
IDEAL LAP TIME : 1:27.501		BEST LAP TIME : 1:27.875		DIFFERENCE : 0.374		
LAP	SECTOR 1	SECTOR 2	LAP TIME	MPH	DIFF	TIME OF DAY
1 -		IN PIT			P	10:33:09.881
2 -	OUTLAP	31.719	1:52.924	63.09	25.049	10:35:02.805
3 -	58.828	34.189	1:33.017	76.59	5.142	10:36:35.822
4 -	58.664	31.312	1:29.976 (3)	79.18	2.101	10:38:05.798
5 -	57.952	32.744	1:30.696	78.55	2.821	10:39:36.494
6 -	58.793	30.828	1:29.621 (2)	79.49	1.746	10:41:06.115
7 -	1:00.511	30.533	1:31.044	78.25	3.169	10:42:37.159
8 -	56.968	30.907	1:27.875 (1)	81.07		10:44:05.034

P7 55 GPF		Paul TOLAND		Yamaha -		
IDEAL LAP TIME : 1:28.429		BEST LAP TIME : 1:28.934		DIFFERENCE : 0.505		
LAP	SECTOR 1	SECTOR 2	LAP TIME	MPH	DIFF	TIME OF DAY
1 -						10:31:07.063
2 -	1:06.170	33.370	1:39.540	71.57	10.606	10:32:46.603
3 -	59.181	32.657	1:31.838	77.57	2.904	10:34:18.441
4 -	59.227	31.424	1:30.651	78.59	1.717	10:35:49.092
5 -	58.214	30.720	1:28.934 (1)	80.11		10:37:18.026
6 -	57.837	31.185	1:29.022 (2)	80.03	0.088	10:38:47.048
7 -	57.709	31.745	1:29.454 (3)	79.64	0.520	10:40:16.502
8 -	57.778	31.928	1:29.706	79.42	0.772	10:41:46.208

P8 88 GP		Mark EDGE		Yamaha -		
IDEAL LAP TIME : 1:27.909		BEST LAP TIME : 1:28.939		DIFFERENCE : 1.030		
LAP	SECTOR 1	SECTOR 2	LAP TIME	MPH	DIFF	TIME OF DAY
1 -						10:31:08.716
2 -	1:07.707	34.111	1:41.818	69.97	12.879	10:32:50.534
3 -	1:01.969	32.944	1:34.913	75.06	5.974	10:34:25.447
4 -	57.826	31.476	1:29.302 (2)	79.78	0.363	10:35:54.749
5 -	57.930	32.342	1:30.272	78.92	1.333	10:37:25.021
6 -	58.317	31.144	1:29.461 (3)	79.63	0.522	10:38:54.482
7 -	56.765	33.503	1:30.268	78.92	1.329	10:40:24.750
8 -	57.296	31.643	1:28.939 (1)	80.10		10:41:53.689
9 -	58.237	31.609	1:29.846	79.29	0.907	10:43:23.535

P9 127 GPF		Richard HAYWARD		Yamaha - Gforce Motorcycles		
IDEAL LAP TIME : 1:28.877		BEST LAP TIME : 1:29.092		DIFFERENCE : 0.215		
LAP	SECTOR 1	SECTOR 2	LAP TIME	MPH	DIFF	TIME OF DAY
1 -						10:31:04.498
2 -	1:02.319	33.124	1:35.443	74.64	6.351	10:32:39.941
3 -	1:00.148	31.406	1:31.554	77.81	2.462	10:34:11.495
4 -	1:01.231	32.074	1:33.305	76.35	4.213	10:35:44.800
5 -	1:00.830	31.714	1:32.544	76.98	3.452	10:37:17.344
6 -	58.914	32.384	1:31.298 (3)	78.03	2.206	10:38:48.642
7 -	57.857	31.235	1:29.092 (1)	79.96		10:40:17.734
8 -	59.033	31.138	1:30.171 (2)	79.01	1.079	10:41:47.905
9 -	1:00.294	31.020	1:31.314	78.02	2.222	10:43:19.219

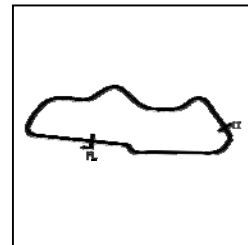
Weather / Track : Cloudy / Damp

Donington Park National
Circuit Length = 1.9790 miles
Start: 10:30 Flag 10:43 End: 10:45

BMCR - MRO Championships 2019 - Rnd 4 @ Donington Park

BMZRC 250 MZs & Blue Haze 2-Stroke GP

FREE PRACTICE - SECTOR ANALYSIS



SECTOR 1 = FL to I1, SECTOR 2 = I1 to FL, DIFF = Difference To Personal Best Lap, P = Crossed Finish Line in Pit Lane, D = Time Disallowed

P10 60 GPF Daniel GOUGH			Yamaha - G Force Motorcycles			
IDEAL LAP TIME : 1:29.679		BEST LAP TIME : 1:30.547		DIFFERENCE : 0.868		
LAP	SECTOR 1	SECTOR 2	LAP TIME	MPH	DIFF	TIME OF DAY
1 -						10:31:02.266
2 -	1:02.703	32.536	1:35.239	74.80	4.692	10:32:37.505
3 -	1:00.991	32.643	1:33.634	76.09	3.087	10:34:11.139
4 -	1:01.263	32.272	1:33.535	76.17	2.988	10:35:44.674
5 -	1:00.462	32.153	1:32.615	76.92	2.068	10:37:17.289
6 -	59.836	31.807	1:31.643 (3)	77.74	1.096	10:38:48.932
7 -	58.283	32.758	1:31.041 (2)	78.25	0.494	10:40:19.973
8 -	59.151	31.396	1:30.547 (1)	78.68		10:41:50.520
9 -	1:00.019	31.694	1:31.713	77.68	1.166	10:43:22.233

P11 2 GP Nick BEDFORD			Yamaha - Banx Race Paint			
IDEAL LAP TIME : 1:30.569		BEST LAP TIME : 1:30.569		DIFFERENCE : 0.000		
LAP	SECTOR 1	SECTOR 2	LAP TIME	MPH	DIFF	TIME OF DAY
1 -						10:31:10.585
2 -	1:08.719	33.158	1:41.877	69.93	11.308	10:32:52.462
3 -	1:00.446	33.335	1:33.781	75.97	3.212	10:34:26.243
4 -	58.627	31.942	1:30.569 (1)	78.66		10:35:56.812
5 -	1:00.903	32.879	1:33.782	75.97	3.213	10:37:30.594
6 -	1:00.043	32.352	1:32.395 (2)	77.11	1.826	10:39:02.989
7 -	1:00.311	32.395	1:32.706 (3)	76.85	2.137	10:40:35.695
8 -	1:07.116	IN PIT	1:54.159 P	62.40	23.590	10:42:29.854

P12 75 Peter WOODALL			MZ - Core Projects Ltd			
IDEAL LAP TIME : 1:30.661		BEST LAP TIME : 1:30.661		DIFFERENCE : 0.000		
LAP	SECTOR 1	SECTOR 2	LAP TIME	MPH	DIFF	TIME OF DAY
1 -						10:30:18.044
2 -	1:07.237	34.772	1:42.009	69.84	11.348	10:32:00.053
3 -	1:01.239	34.070	1:35.309	74.75	4.648	10:33:35.362
4 -	59.743	32.692	1:32.435	77.07	1.774	10:35:07.797
5 -	59.554	32.623	1:32.177	77.29	1.516	10:36:39.974
6 -	59.656	32.976	1:32.632	76.91	1.971	10:38:12.606
7 -	58.873	32.086	1:30.959 (2)	78.32	0.298	10:39:43.565
8 -	1:02.007	32.350	1:34.357	75.50	3.696	10:41:17.922
9 -	58.582	32.079	1:30.661 (1)	78.58		10:42:48.583
10 -	58.775	32.232	1:31.007 (3)	78.28	0.346	10:44:19.590

P13 5 GPF Max HOUSE			Yamaha -			
IDEAL LAP TIME : 1:30.939		BEST LAP TIME : 1:31.083		DIFFERENCE : 0.144		
LAP	SECTOR 1	SECTOR 2	LAP TIME	MPH	DIFF	TIME OF DAY
1 -						10:31:18.933
2 -	1:08.556	33.940	1:42.496	69.51	11.413	10:33:01.429
3 -	1:01.586	33.288	1:34.874	75.09	3.791	10:34:36.303
4 -	1:02.822	33.509	1:36.331	73.96	5.248	10:36:12.634
5 -	59.461	32.557	1:32.018 (2)	77.42	0.935	10:37:44.652
6 -	1:01.233	32.293	1:33.526	76.17	2.443	10:39:18.178
7 -	59.022	32.061	1:31.083 (1)	78.22		10:40:49.261
8 -	59.811	32.257	1:32.068 (3)	77.38	0.985	10:42:21.329
9 -	1:00.517	31.917	1:32.434	77.07	1.351	10:43:53.763

P14 85 Andrew WALES			MZ - Illuminated Design LTD			
IDEAL LAP TIME : 1:32.906		BEST LAP TIME : 1:32.906		DIFFERENCE : 0.000		
LAP	SECTOR 1	SECTOR 2	LAP TIME	MPH	DIFF	TIME OF DAY
1 -						10:30:15.809
2 -	1:07.188	34.846	1:42.034	69.82	9.128	10:31:57.843
3 -	1:01.757	33.775	1:35.532	74.57	2.626	10:33:33.375
4 -	1:01.200	33.318	1:34.518	75.37	1.612	10:35:07.893

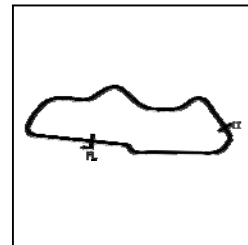
Weather / Track : Cloudy / Damp

Donington Park National
Circuit Length = 1.9790 miles
Start: 10:30 Flag 10:43 End: 10:45

BMCR - MRO Championships 2019 - Rnd 4 @ Donington Park

BMZRC 250 MZs & Blue Haze 2-Stroke GP

FREE PRACTICE - SECTOR ANALYSIS



SECTOR 1 = FL to I1, SECTOR 2 = I1 to FL, DIFF = Difference To Personal Best Lap, P = Crossed Finish Line in Pit Lane, D = Time Disallowed

5 -	1:00.208	34.138	1:34.346 (2)	75.51	1.440	10:36:42.239
6 -	1:00.678	33.714	1:34.392 (3)	75.47	1.486	10:38:16.631
7 -	1:01.897	35.213	1:37.110	73.36	4.204	10:39:53.741
8 -	1:05.505	33.176	1:38.681	72.19	5.775	10:41:32.422
9 -	1:01.091	33.495	1:34.586	75.32	1.680	10:43:07.008
10 -	1:00.113	32.793	1:32.906 (1)	76.68		10:44:39.914

P15 22 GPF Rik BALLERINI			Yamaha - SCLS Ltd			
IDEAL LAP TIME : 1:33.030		BEST LAP TIME : 1:33.030		DIFFERENCE : 0.000		
LAP	SECTOR 1	SECTOR 2	LAP TIME	MPH	DIFF	TIME OF DAY
1 -						10:31:28.225
2 -	1:10.779	36.089	1:46.868	66.66	13.838	10:33:15.093
3 -	1:06.722	35.262	1:41.984	69.86	8.954	10:34:57.077
4 -	1:04.959	35.940	1:40.899	70.61	7.869	10:36:37.976
5 -	1:04.784	33.547	1:38.331	72.45	5.301	10:38:16.307
6 -	1:03.722	32.758	1:36.480	73.84	3.450	10:39:52.787
7 -	1:02.244	33.224	1:35.468 (2)	74.62	2.438	10:41:28.255
8 -	1:02.965	33.327	1:36.292 (3)	73.98	3.262	10:43:04.547
9 -	1:00.567	32.463	1:33.030 (1)	76.58		10:44:37.577

P16 121 GPF Ben HUNTER			Yamaha -			
IDEAL LAP TIME : 1:32.966		BEST LAP TIME : 1:33.210		DIFFERENCE : 0.244		
LAP	SECTOR 1	SECTOR 2	LAP TIME	MPH	DIFF	TIME OF DAY
1 -						10:31:06.219
2 -	1:06.621	33.781	1:40.402	70.96	7.192	10:32:46.621
3 -	1:02.762	32.843	1:35.605	74.52	2.395	10:34:22.226
4 -	1:01.179	32.526	1:33.705 (2)	76.03	0.495	10:35:55.931
5 -	1:01.111	32.828	1:33.939 (3)	75.84	0.729	10:37:29.870
6 -	1:00.440	32.770	1:33.210 (1)	76.43		10:39:03.080

P17 32 John ASHMEAD			MZ -			
IDEAL LAP TIME : 1:32.855		BEST LAP TIME : 1:33.374		DIFFERENCE : 0.519		
LAP	SECTOR 1	SECTOR 2	LAP TIME	MPH	DIFF	TIME OF DAY
1 -						10:30:15.225
2 -	1:07.379	34.601	1:41.980	69.86	8.606	10:31:57.205
3 -	1:03.091	33.946	1:37.037	73.42	3.663	10:33:34.242
4 -	1:01.715	32.756	1:34.471 (3)	75.41	1.097	10:35:08.713
5 -	1:00.134	33.240	1:33.374 (1)	76.30		10:36:42.087
6 -	1:01.570	33.558	1:35.128	74.89	1.754	10:38:17.215
7 -	1:03.447	33.375	1:36.822	73.58	3.448	10:39:54.037
8 -	1:02.440	33.373	1:35.813	74.35	2.439	10:41:29.850
9 -	1:02.620	33.068	1:35.688	74.45	2.314	10:43:05.538
10 -	1:00.725	32.721	1:33.446 (2)	76.24	0.072	10:44:38.984

P18 96 Chris KENT			MZ - Buxton Powder Coating / Anglesey Motorbike Club			
IDEAL LAP TIME : 1:33.320		BEST LAP TIME : 1:33.792		DIFFERENCE : 0.472		
LAP	SECTOR 1	SECTOR 2	LAP TIME	MPH	DIFF	TIME OF DAY
1 -		IN PIT				10:30:51.291
2 -	OUTLAP	35.450	2:07.492	55.88	33.700	10:32:58.783
3 -	1:03.052	34.188	1:37.240	73.26	3.448	10:34:36.023
4 -	1:02.952	34.449	1:37.401	73.14	3.609	10:36:13.424
5 -	1:00.780	34.276	1:35.056 (3)	74.95	1.264	10:37:48.480
6 -	1:02.610	33.547	1:36.157	74.09	2.365	10:39:24.637
7 -	1:00.507	33.285	1:33.792 (1)	75.96		10:40:58.429
8 -	1:02.110	32.813	1:34.923 (2)	75.05	1.131	10:42:33.352
9 -	1:01.041	IN PIT	1:37.320	P 73.20	3.528	10:44:10.672

Weather / Track : Cloudy / Damp

Results can be found at www.tsl-timing.com

Page 4 of 8

Donington Park National
Circuit Length = 1.9790 miles
Start: 10:30 Flag 10:43 End: 10:45

Printed - 10:49 Saturday, 18 May 2019

BMCR - MRO Championships 2019 - Rnd 4 @ Donington Park

BMZRC 250 MZs & Blue Haze 2-Stroke GP

FREE PRACTICE - SECTOR ANALYSIS



SECTOR 1 = FL to I1, SECTOR 2 = I1 to FL, DIFF = Difference To Personal Best Lap, P = Crossed Finish Line in Pit Lane, D = Time Disallowed

P19 21 GP Stuart THURTLE			Honda - TeamTortoise			
IDEAL LAP TIME : 1:33.642		BEST LAP TIME : 1:34.053		DIFFERENCE : 0.411		
LAP	SECTOR 1	SECTOR 2	LAP TIME	MPH	DIFF	TIME OF DAY
1 -						10:31:07.204
2 -	1:08.316	34.231	1:42.547	69.47	8.494	10:32:49.751
3 -	1:02.531	34.499	1:37.030	73.42	2.977	10:34:26.781
4 -	1:03.121	1:07.564	2:10.685	54.51	36.632	10:36:37.466
5 -	1:03.092	32.831	1:35.923	74.27	1.870	10:38:13.389
6 -	1:01.188	33.693	1:34.881	75.09	0.828	10:39:48.270
7 -	1:00.877	33.577	1:34.454 (3)	75.42	0.401	10:41:22.724
8 -	1:01.288	32.765	1:34.053 (1)	75.75		10:42:56.777
9 -	1:01.429	32.809	1:34.238 (2)	75.60	0.185	10:44:31.015

P20 9 Gary HOWLETT			MZ - HS Racing			
IDEAL LAP TIME : 1:34.048		BEST LAP TIME : 1:34.185		DIFFERENCE : 0.137		
LAP	SECTOR 1	SECTOR 2	LAP TIME	MPH	DIFF	TIME OF DAY
1 -						10:30:19.257
2 -	1:06.748	34.899	1:41.647	70.09	7.462	10:32:00.904
3 -	1:03.252	34.363	1:37.615	72.98	3.430	10:33:38.519
4 -	1:02.999	34.744	1:37.743	72.89	3.558	10:35:16.262
5 -	1:03.692	34.310	1:38.002	72.69	3.817	10:36:54.264
6 -	1:02.798	33.595	1:36.393	73.91	2.208	10:38:30.657
7 -	1:01.484	33.583	1:35.067 (3)	74.94	0.882	10:40:05.724
8 -	1:01.672	33.489	1:35.161	74.86	0.976	10:41:40.885
9 -	1:01.343	33.652	1:34.995 (2)	75.00	0.810	10:43:15.880
10 -	1:00.559	33.626	1:34.185 (1)	75.64		10:44:50.065

P21 808 GPF Mason JOHNSON			Aprilia - D&D Racing			
IDEAL LAP TIME : 1:34.225		BEST LAP TIME : 1:34.307		DIFFERENCE : 0.082		
LAP	SECTOR 1	SECTOR 2	LAP TIME	MPH	DIFF	TIME OF DAY
1 -						10:31:06.156
2 -	1:13.545	35.942	1:49.487	65.07	15.180	10:32:55.643
3 -	1:05.181	34.135	1:39.316	71.73	5.009	10:34:34.959
4 -	1:05.180	34.471	1:39.651	71.49	5.344	10:36:14.610
5 -	1:03.011	34.262	1:37.273	73.24	2.966	10:37:51.883
6 -	1:02.737	33.189	1:35.926	74.27	1.619	10:39:27.809
7 -	1:02.304	32.863	1:35.167 (2)	74.86	0.860	10:41:02.976
8 -	1:02.254	33.516	1:35.770 (3)	74.39	1.463	10:42:38.746
9 -	1:01.362	32.945	1:34.307 (1)	75.54		10:44:13.053

P22 44 Robert DESOY			MZ - Eastern Garage Racing			
IDEAL LAP TIME : 1:34.194		BEST LAP TIME : 1:34.792		DIFFERENCE : 0.598		
LAP	SECTOR 1	SECTOR 2	LAP TIME	MPH	DIFF	TIME OF DAY
1 -						10:30:14.577
2 -	1:07.667	35.045	1:42.712	69.36	7.920	10:31:57.289
3 -	1:02.000	34.539	1:36.539 (3)	73.80	1.747	10:33:33.828
4 -	1:01.757	33.035	1:34.792 (1)	75.16		10:35:08.620
5 -	1:01.159	34.207	1:35.366 (2)	74.70	0.574	10:36:43.986
6 -	1:03.416	34.832	1:38.248	72.51	3.456	10:38:22.234
7 -	1:05.729	36.101	1:41.830	69.96	7.038	10:40:04.064
8 -	1:05.485	34.121	1:39.606	71.52	4.814	10:41:43.670
9 -	1:05.017	36.514	1:41.531	70.17	6.739	10:43:25.201

P23 69 GPF Mark ELLERAY			Yamaha - Abbot Solutions Ltd			
IDEAL LAP TIME : 1:34.819		BEST LAP TIME : 1:34.819		DIFFERENCE : 0.000		
LAP	SECTOR 1	SECTOR 2	LAP TIME	MPH	DIFF	TIME OF DAY
1 -						10:31:20.614
2 -	1:05.821	34.268	1:40.089	71.18	5.270	10:33:00.703
3 -	1:01.762	34.243	1:36.005 (2)	74.21	1.186	10:34:36.708

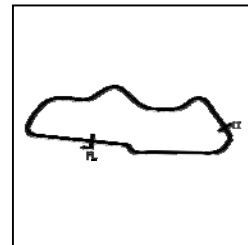
Weather / Track : Cloudy / Damp

Donington Park National
Circuit Length = 1.9790 miles
Start: 10:30 Flag 10:43 End: 10:45

BMCRC - MRO Championships 2019 - Rnd 4 @ Donington Park

BMZRC 250 MZs & Blue Haze 2-Stroke GP

FREE PRACTICE - SECTOR ANALYSIS



SECTOR 1 = FL to I1, SECTOR 2 = I1 to FL, DIFF = Difference To Personal Best Lap, P = Crossed Finish Line in Pit Lane, D = Time Disallowed

4 -	1:03.658	35.813	1:39.471 (3)	71.62	4.652	10:36:16.179
5 -	1:01.010	33.809	1:34.819 (1)	75.13		10:37:50.998
6 -	1:02.395	IN PIT	1:39.390 P	71.68	4.571	10:39:30.388

P24	11 GPF	Gael MACHARD	Aprilia -			
IDEAL LAP TIME : 1:33.454		BEST LAP TIME : 1:35.420	DIFFERENCE : 1.966			
LAP	SECTOR 1	SECTOR 2	LAP TIME	MPH	DIFF	TIME OF DAY
1 -						10:31:06.128
2 -	1:09.556	36.304	1:45.860	67.30	10.440	10:32:51.988
3 -	1:01.849	34.888	1:36.737 (3)	73.64	1.317	10:34:28.725
4 -	1:02.777	33.193	1:35.970 (2)	74.23	0.550	10:36:04.695
5 -	1:01.095	34.325	1:35.420 (1)	74.66		10:37:40.115
6 -	1:00.261	55.345	1:55.606	61.62	20.186	10:39:35.721

P25	56	Russell TURNER	MZ -			
IDEAL LAP TIME : 1:35.821		BEST LAP TIME : 1:35.821	DIFFERENCE : 0.000			
LAP	SECTOR 1	SECTOR 2	LAP TIME	MPH	DIFF	TIME OF DAY
1 -						10:30:21.563
2 -	1:18.223	39.555	1:57.778	60.49	21.957	10:32:19.341
3 -	1:18.400	IN PIT	5:35.135 P	21.25	3:59.314	10:37:54.476
4 -	OUTLAP	35.361	2:04.618	57.17	28.797	10:39:59.094
5 -	1:05.593	35.099	1:40.692 (3)	70.75	4.871	10:41:39.786
6 -	1:02.880	32.941	1:35.821 (1)	74.35		10:43:15.607
7 -	1:03.205	33.067	1:36.272 (2)	74.00	0.451	10:44:51.879

P26	95	Christopher ROGERS	Mz - CB Racing			
IDEAL LAP TIME : 1:36.267		BEST LAP TIME : 1:36.267	DIFFERENCE : 0.000			
LAP	SECTOR 1	SECTOR 2	LAP TIME	MPH	DIFF	TIME OF DAY
1 -						10:30:17.747
2 -	1:07.287	34.983	1:42.270 (3)	69.66	6.003	10:32:00.017
3 -	1:02.488	34.641	1:37.129 (2)	73.35	0.862	10:33:37.146
4 -	1:01.789	34.478	1:36.267 (1)	74.00		10:35:13.413

P27	113	Liam NEWMAN	MZ - Team newman racing			
IDEAL LAP TIME : 1:36.759		BEST LAP TIME : 1:37.526	DIFFERENCE : 0.767			
LAP	SECTOR 1	SECTOR 2	LAP TIME	MPH	DIFF	TIME OF DAY
1 -						10:30:15.396
2 -	1:11.553	35.893	1:47.446	66.30	9.920	10:32:02.842
3 -	1:05.217	36.433	1:41.650	70.08	4.124	10:33:44.492
4 -	1:05.724	35.166	1:40.890	70.61	3.364	10:35:25.382
5 -	1:03.911	35.059	1:38.970 (3)	71.98	1.444	10:37:04.352
6 -	1:03.543	33.983	1:37.526 (1)	73.05		10:38:41.878
7 -	1:03.009	40.410	1:43.419	68.89	5.893	10:40:25.297
8 -	1:11.000	34.229	1:45.229	67.70	7.703	10:42:10.526
9 -	1:04.359	33.750	1:38.109 (2)	72.61	0.583	10:43:48.635

P28	41	Gary WILLIAMS	MZ -			
IDEAL LAP TIME : 1:38.752		BEST LAP TIME : 1:38.752	DIFFERENCE : 0.000			
LAP	SECTOR 1	SECTOR 2	LAP TIME	MPH	DIFF	TIME OF DAY
1 -						10:30:23.000
2 -	1:13.651	38.081	1:51.732	63.76	12.980	10:32:14.732
3 -	1:07.980	36.139	1:44.119	68.42	5.367	10:33:58.851
4 -	1:06.283	35.751	1:42.034	69.82	3.282	10:35:40.885
5 -	1:07.145	35.292	1:42.437	69.55	3.685	10:37:23.322
6 -	1:05.506	35.741	1:41.247 (3)	70.36	2.495	10:39:04.569
7 -	1:05.578	35.893	1:41.471	70.21	2.719	10:40:46.040
8 -	1:04.838	34.915	1:39.753 (2)	71.42	1.001	10:42:25.793
9 -	1:04.387	34.365	1:38.752 (1)	72.14		10:44:04.545

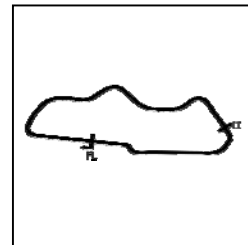
Weather / Track : Cloudy / Damp

Donington Park National
Circuit Length = 1.9790 miles
Start: 10:30 Flag 10:43 End: 10:45

BMCR - MRO Championships 2019 - Rnd 4 @ Donington Park

BMZRC 250 MZs & Blue Haze 2-Stroke GP

FREE PRACTICE - SECTOR ANALYSIS



SECTOR 1 = FL to I1, SECTOR 2 = I1 to FL, DIFF = Difference To Personal Best Lap, P = Crossed Finish Line in Pit Lane, D = Time Disallowed

P29 69 Alexander MANN			Mz - HS RACING			
IDEAL LAP TIME : 1:38.777		BEST LAP TIME : 1:38.780		DIFFERENCE : 0.003		
LAP	SECTOR 1	SECTOR 2	LAP TIME	MPH	DIFF	TIME OF DAY
1 -						10:30:21.687
2 -	1:09.699	36.542	1:46.241	67.06	7.461	10:32:07.928
3 -	1:06.016	34.869	1:40.885	70.62	2.105	10:33:48.813
4 -	1:05.456	34.717	1:40.173	71.12	1.393	10:35:28.986
5 -	1:04.190	35.175	1:39.365 (2)	71.70	0.585	10:37:08.351
6 -	1:05.113	35.005	1:40.118 (3)	71.16	1.338	10:38:48.469
7 -	1:04.193	34.587	1:38.780 (1)	72.12		10:40:27.249
8 -	1:08.211	34.785	1:42.996	69.17	4.216	10:42:10.245
9 -	1:04.323	36.822	1:41.145	70.43	2.365	10:43:51.390

P30 67 GPF Mark BAILEY			Yamaha - Gforce motorcycles			
IDEAL LAP TIME : 1:39.968		BEST LAP TIME : 1:40.035		DIFFERENCE : 0.067		
LAP	SECTOR 1	SECTOR 2	LAP TIME	MPH	DIFF	TIME OF DAY
1 -						10:31:13.651
2 -	1:16.155	37.651	1:53.806	62.60	13.771	10:33:07.457
3 -	1:09.781	36.907	1:46.688	66.78	6.653	10:34:54.145
4 -	1:10.166	37.173	1:47.339	66.37	7.304	10:36:41.484
5 -	1:06.549	35.465	1:42.014 (3)	69.83	1.979	10:38:23.498
6 -	1:05.218	34.817	1:40.035 (1)	71.22		10:40:03.533
7 -	1:07.377	34.840	1:42.217	69.70	2.182	10:41:45.750
8 -	1:06.349	34.750	1:41.099 (2)	70.47	1.064	10:43:26.849

P31 93 Ian JAMES			MZ - Chilton Motors			
IDEAL LAP TIME : 1:43.961		BEST LAP TIME : 1:44.547		DIFFERENCE : 0.586		
LAP	SECTOR 1	SECTOR 2	LAP TIME	MPH	DIFF	TIME OF DAY
1 -						10:30:20.183
2 -	1:14.271	40.044	1:54.315	62.32	9.768	10:32:14.498
3 -	1:11.700	39.297	1:50.997	64.18	6.450	10:34:05.495
4 -	1:10.902	38.433	1:49.335	65.16	4.788	10:35:54.830
5 -	1:10.301	38.085	1:48.386 (3)	65.73	3.839	10:37:43.216
6 -	1:10.771	37.837	1:48.608	65.59	4.061	10:39:31.824
7 -	1:10.841	37.640	1:48.481	65.67	3.934	10:41:20.305
8 -	1:10.036	36.725	1:46.761 (2)	66.73	2.214	10:43:07.066
9 -	1:07.236	37.311	1:44.547 (1)	68.14		10:44:51.613

P32 6 R Paul ANSELL			MZ -			
IDEAL LAP TIME : 1:46.259		BEST LAP TIME : 1:46.668		DIFFERENCE : 0.409		
LAP	SECTOR 1	SECTOR 2	LAP TIME	MPH	DIFF	TIME OF DAY
1 -						10:30:25.701
2 -	1:21.646	42.763	2:04.409	57.26	17.741	10:32:30.110
3 -	1:15.639	39.972	1:55.611	61.62	8.943	10:34:25.721
4 -	1:13.837	39.328	1:53.165	62.95	6.497	10:36:18.886
5 -	1:15.604	38.642	1:54.246	62.36	7.578	10:38:13.132
6 -	1:09.816	37.407	1:47.223 (3)	66.44	0.555	10:40:00.355
7 -	1:10.225	36.443	1:46.668 (1)	66.79		10:41:47.023
8 -	1:10.240	36.734	1:46.974 (2)	66.60	0.306	10:43:33.997

P33 37 GPF Timothy POWELL			Aprilia -			
IDEAL LAP TIME : 1:40.012		BEST LAP TIME : 1:46.895		DIFFERENCE : 6.883		
LAP	SECTOR 1	SECTOR 2	LAP TIME	MPH	DIFF	TIME OF DAY
1 -						10:31:09.453
2 -	1:11.842	35.053	1:46.895 (1)	66.65		10:32:56.348
3 -	1:04.959	IN PIT	1:47.787 P	66.09	0.892	10:34:44.135

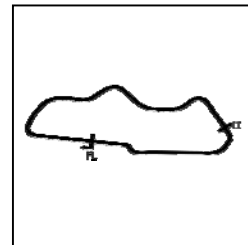
Weather / Track : Cloudy / Damp

Donington Park National
Circuit Length = 1.9790 miles
Start: 10:30 Flag 10:43 End: 10:45

BMCRRC - MRO Championships 2019 - Rnd 4 @ Donington Park

BMZRC 250 MZs & Blue Haze 2-Stroke GP

FREE PRACTICE - SECTOR ANALYSIS



SECTOR 1 = FL to I1, SECTOR 2 = I1 to FL, DIFF = Difference To Personal Best Lap, P = Crossed Finish Line in Pit Lane, D = Time Disallowed

P34 66 Mark VINCENT			MZ - Putoline			
IDEAL LAP TIME : 1:46.707		BEST LAP TIME : 1:47.656		DIFFERENCE : 0.949		
LAP	SECTOR 1	SECTOR 2	LAP TIME	MPH	DIFF	TIME OF DAY
1 -						10:30:19.731
2 -	1:15.396	41.357	1:56.753	61.02	9.097	10:32:16.484
3 -	1:10.237	39.033	1:49.270 (3)	65.20	1.614	10:34:05.754
4 -	1:10.713	38.728	1:49.441	65.10	1.785	10:35:55.195
5 -	1:10.940	37.339	1:48.279 (2)	65.79	0.623	10:37:43.474
6 -	1:11.222	38.255	1:49.477	65.07	1.821	10:39:32.951
7 -	1:10.102	40.445	1:50.547	64.44	2.891	10:41:23.498
8 -	1:12.406	37.391	1:49.797	64.88	2.141	10:43:13.295
9 -	1:09.368	38.288	1:47.656 (1)	66.17		10:45:00.951

P35 14 R Scot CHRISTIE			MZ -			
IDEAL LAP TIME : 1:53.621		BEST LAP TIME : 1:57.269		DIFFERENCE : 3.648		
LAP	SECTOR 1	SECTOR 2	LAP TIME	MPH	DIFF	TIME OF DAY
1 -						10:30:21.658
2 -	1:24.253	42.039	2:06.292 (2)	56.41	9.023	10:32:27.950
3 -	1:17.404	39.865	1:57.269 (1)	60.75		10:34:25.219

P36 343 R Murray SMOKER			MZ -			
IDEAL LAP TIME : 1:57.116		BEST LAP TIME : 1:57.814		DIFFERENCE : 0.698		
LAP	SECTOR 1	SECTOR 2	LAP TIME	MPH	DIFF	TIME OF DAY
1 -						10:30:26.268
2 -	1:25.296	41.515	2:06.811	56.18	8.997	10:32:33.079
3 -	1:16.523	41.480	1:58.003 (2)	60.37	0.189	10:34:31.082
4 -	1:16.526	41.288	1:57.814 (1)	60.47		10:36:28.896
5 -	1:17.695	40.593	1:58.288 (3)	60.23	0.474	10:38:27.184
6 -	1:16.961	42.970	1:59.931	59.40	2.117	10:40:27.115
7 -	1:18.193	IN PIT	2:04.535 P	57.20	6.721	10:42:31.650

P37 61 GP Russell COOK			Yamaha -			
IDEAL LAP TIME : 1:59.644		BEST LAP TIME : 1:59.644		DIFFERENCE : 0.000		
LAP	SECTOR 1	SECTOR 2	LAP TIME	MPH	DIFF	TIME OF DAY
1 -						10:31:13.595
2 -	1:29.481	54.696	2:24.177	49.41	24.533	10:33:37.772
3 -	1:22.163	40.511	2:02.674	58.07	3.030	10:35:40.446
4 -	1:20.539	40.525	2:01.064 (3)	58.85	1.420	10:37:41.510
5 -	1:20.004	40.768	2:00.772 (2)	58.99	1.128	10:39:42.282
6 -	1:20.493	41.375	2:01.868	58.46	2.224	10:41:44.150
7 -	1:19.682	39.962	1:59.644 (1)	59.54		10:43:43.794

BMCR - MRO Championships 2019 - Rnd 4 @ Donington Park

BMZRC 250 MZs & Blue Haze 2-Stroke GP

FREE PRACTICE - BEST SECTORS

SECTOR 1			SECTOR 2			IDEAL / BEST COMPARISON						
POS	NO	NAME	TIME	NO	NAME	TIME	POS	NO	NAME	IDEAL	BEST	DIFF
									PERFECT LAP	1:23.491		
1	24	CARSON	54.145	24	CARSON	29.346	1	24	CARSON	1:23.491	1:23.587	0.096
2	15	PERKINS	54.463	15	PERKINS	29.741	2	15	PERKINS	1:24.204	1:24.204	0.000
3	7	MOORE	54.724	131	HOWARD	30.028	3	7	MOORE	1:24.818	1:25.836	1.018
4	131	HOWARD	56.537	7	MOORE	30.094	4	131	HOWARD	1:26.565	1:26.565	0.000
5	112	STAMPER	56.591	70	BURSCOUGH	30.533	5	112	STAMPER	1:27.125	1:27.704	0.579
6	88	EDGE	56.765	112	STAMPER	30.534	6	70	BURSCOUGH	1:27.501	1:27.875	0.374
7	70	BURSCOUGH	56.968	55	TOLAND	30.720	7	88	EDGE	1:27.909	1:28.939	1.030
8	55	TOLAND	57.709	127	HAYWARD	31.020	8	55	TOLAND	1:28.429	1:28.934	0.505
9	127	HAYWARD	57.857	88	EDGE	31.144	9	127	HAYWARD	1:28.877	1:29.092	0.215
10	60	GOUGH	58.283	60	GOUGH	31.396	10	60	GOUGH	1:29.679	1:30.547	0.868
11	75	WOODALL	58.582	5	HOUSE	31.917	11	2	BEDFORD	1:30.569	1:30.569	0.000
12	2	BEDFORD	58.627	2	BEDFORD	31.942	12	75	WOODALL	1:30.661	1:30.661	0.000
13	5	HOUSE	59.022	75	WOODALL	32.079	13	5	HOUSE	1:30.939	1:31.083	0.144
14	85	WALES	1:00.113	22	BALLERINI	32.463	14	32	ASHMEAD	1:32.855	1:33.374	0.519
15	32	ASHMEAD	1:00.134	121	HUNTER	32.526	15	85	WALES	1:32.906	1:32.906	0.000
16	11	MACHARD	1:00.261	32	ASHMEAD	32.721	16	121	HUNTER	1:32.966	1:33.210	0.244
17	121	HUNTER	1:00.440	21	THURTL	32.765	17	22	BALLERINI	1:33.030	1:33.030	0.000
18	96	KENT	1:00.507	85	WALES	32.793	18	96	KENT	1:33.320	1:33.792	0.472
19	9	HOWLETT	1:00.559	96	KENT	32.813	19	11	MACHARD	1:33.454	1:35.420	1.966
20	22	BALLERINI	1:00.567	808	JOHNSON	32.863	20	21	THURTL	1:33.642	1:34.053	0.411
21	21	THURTL	1:00.877	56	TURNER	32.941	21	9	HOWLETT	1:34.048	1:34.185	0.137
22	69	ELLERAY	1:01.010	44	DESSOY	33.035	22	44	DESSOY	1:34.194	1:34.792	0.598
23	44	DESSOY	1:01.159	11	MACHARD	33.193	23	808	JOHNSON	1:34.225	1:34.307	0.082
24	808	JOHNSON	1:01.362	9	HOWLETT	33.489	24	69	ELLERAY	1:34.819	1:34.819	0.000
25	95	ROGERS	1:01.789	113	NEWMAN	33.750	25	56	TURNER	1:35.821	1:35.821	0.000
26	56	TURNER	1:02.880	69	ELLERAY	33.809	26	95	ROGERS	1:36.267	1:36.267	0.000
27	113	NEWMAN	1:03.009	41	WILLIAMS	34.365	27	113	NEWMAN	1:36.759	1:37.526	0.767
28	69	MANN	1:04.190	95	ROGERS	34.478	28	41	WILLIAMS	1:38.752	1:38.752	0.000
29	41	WILLIAMS	1:04.387	69	MANN	34.587	29	69	MANN	1:38.777	1:38.780	0.003
30	37	POWELL	1:04.959	67	BAILEY	34.750	30	67	BAILEY	1:39.968	1:40.035	0.067
31	67	BAILEY	1:05.218	37	POWELL	35.053	31	37	POWELL	1:40.012	1:46.895	6.883
32	93	JAMES	1:07.236	6	ANSELL	36.443	32	93	JAMES	1:43.961	1:44.547	0.586
33	66	VINCENT	1:09.368	93	JAMES	36.725	33	6	ANSELL	1:46.259	1:46.668	0.409
34	6	ANSELL	1:09.816	66	VINCENT	37.339	34	66	VINCENT	1:46.707	1:47.656	0.949
35	14	CHRISTIE	1:13.756	14	CHRISTIE	39.865	35	14	CHRISTIE	1:53.621	1:57.269	3.648
36	343	SMOKER	1:16.523	61	COOK	39.962	36	343	SMOKER	1:57.116	1:57.814	0.698
37	61	COOK	1:19.682	343	SMOKER	40.593	37	61	COOK	1:59.644	1:59.644	0.000

Weather / Track : Cloudy / Damp

Donington Park National
 Circuit Length = 1.9790 miles
 Start: 10:30 Flag 10:43 End: 10:45

Results can be found at www.tsl-timing.com

Printed - 10:48 Saturday, 18 May 2019



BMCRC - MRO Championships 2019 - Rnd 4 @ Donington Park

BMZRC 250 MZs & Blue Haze 2-Stroke GP

RACE 1 - GRID (7 Laps)

ROW 15				43	3	Tom BARRETT				
ROW 14	42	61	Russell COOK	41	37	Timothy POWELL	40	67	Mark BAILEY	
ROW 13		39	11	Gael MACHARD	38	69	Mark ELLERAY	37	808	Mason JOHNSON
ROW 12	36	21	Stuart THURTLÉ	35	121	Ben HUNTER	34	22	Rik BALLERINI	
ROW 11		33	5	Max HOUSE	32	2	Nick BEDFORD	31	60	Daniel GOUGH
ROW 10	30	127	Richard HAYWARD	29	88	Mark EDGE	28	55	Paul TOLAND	
ROW 9		27	70	Andrew BURSCOUGH	26	112	Jonathan STAMPER	25	131	Steven HOWARD
ROW 8	24	7	Peter MOORE	23	15	Billy PERKINS	22	24	Scott CARSON	
ROW 7										
ROW 6					16	343	Murray SMOKER			
ROW 5		15	14	Scot CHRISTIE	14	6	Paul ANSELL	13	9	Gary HOWLETT
ROW 4	12	93	Ian JAMES	11	66	Mark VINCENT	10	56	Russell TURNER	
ROW 3		9	41	Gary WILLIAMS	8	69	Alexander MANN	7	32	John ASHMEAD
ROW 2	6	113	Liam NEWMAN	5	75	Peter WOODALL	4	44	Robert DESSOY	
ROW 1		3	96	Chris KENT	2	85	Andrew WALES	1	95	Christopher ROGERS
									Pole	

Donington Park National
 Circuit Length = 1.9790 miles

These results are provisional until the conclusion of any judicial and technical matters.

Clerk Of Course :		Timekeeper :	
-------------------	--	--------------	--

Results can be found at www.tsl-timing.com

Printed - 11:02 Saturday, 18 May 2019





BMCRC - MRO Championships 2019 - Rnd 4 @ Donington Park

BMZRC 250 MZs & Blue Haze 2-Stroke GP

RACE 1 - CLASSIFICATION

POS	NO	CL	PIC NAME	ENTRY	LAPS	TIME	GAP	DIFF	MPH	BEST	ON
1	24	GPF	1 Scott CARSON	Yamaha - Brian Grays Powerbiking,J K Flooring Cor	7	10:24.399			79.65	1:21.368	5
2	44		1 Robert DESSOY	MZ - Eastern Garage Racing	7	10:28.373	3.974	3.974	79.15	1:28.524	4
3	95		2 Christopher ROGERS	Mz - CB Racing	7	10:28.592	4.193	0.219	79.12	1:28.318	4
4	75		3 Peter WOODALL	MZ - Core Projects Ltd	7	10:28.798	4.399	0.206	79.09	1:28.134	4
5	85		4 Andrew WALES	MZ - Illuminated Design LTD	7	10:28.989	4.590	0.191	79.07	1:28.082	4
6	7	GPF	2 Peter MOORE	Yamaha - Station Garage , Isle of Man	7	10:30.535	6.136	1.546	78.87	1:21.892	5
7	112	GP	1 Jonathan STAMPER	Yamaha -	7	10:30.894	6.495	0.359	78.83	1:20.589	5
8	96		5 Chris KENT	MZ - Buxton Powder Coating / Anglesey Motorbike (7	10:33.068	8.669	2.174	78.56	1:27.742	4
9	32		6 John ASHMEAD	MZ -	7	10:37.514	13.115	4.446	78.01	1:29.476	2
10	131	GP	2 Steven HOWARD	Yamaha - Howard Racing	7	10:39.720	15.321	2.206	77.74	1:22.982	2
11	69		7 Alexander MANN	Mz - HS RACING	7	10:44.940	20.541	5.220	77.11	1:31.077	6
12	88	GP	3 Mark EDGE	Yamaha -	7	10:44.994	20.595	0.054	77.11	1:23.184	6
13	15	C	1 Billy PERKINS	Yamaha - Bexhill gearboxes	7	10:45.713	21.314	0.719	77.02	1:23.476	5
14	3	GP	4 Tom BARRETT	Honda - Aspire Classic Restoration	7	10:49.958	25.559	4.245	76.52	1:22.817	5
15	127	GPF	3 Richard HAYWARD	Yamaha - Gforce Motorcycles	7	10:54.365	29.966	4.407	76.00	1:25.024	4
16	56		8 Russell TURNER	MZ -	7	10:57.647	33.248	3.282	75.62	1:31.787	7
17	113		9 Liam NEWMAN	MZ - Team newman racing	7	10:59.648	35.249	2.001	75.39	1:32.824	5
18	9		10 Gary HOWLETT	MZ - HS Racing	7	11:00.826	36.427	1.178	75.26	1:32.633	5
19	22	GPF	4 Rik BALLERINI	Yamaha - SCLS Ltd	7	11:02.030	37.631	1.204	75.12	1:26.468	6
20	121	GPF	5 Ben HUNTER	Yamaha -	7	11:02.613	38.214	0.583	75.06	1:26.754	2
21	5	GPF	6 Max HOUSE	Yamaha -	7	11:02.870	38.471	0.257	75.03	1:26.626	5
22	60	GPF	7 Daniel GOUGH	Yamaha - G Force Motorcycles	7	11:11.393	46.994	8.523	74.07	1:27.804	7
23	55	GPF	8 Paul TOLAND	Yamaha -	7	11:11.508	47.109	0.115	74.06	1:24.332	6
24	41		11 Gary WILLIAMS	MZ -	7	11:15.959	51.560	4.451	73.57	1:34.538	6
25	808	GPF	9 Mason JOHNSON	Aprilia - D&D Racing	7	11:28.139	1:03.740	12.180	72.27	1:29.323	2
26	11	GPF	10 Gael MACHARD	Aprilia -	7	11:30.749	1:06.350	2.610	72.00	1:28.979	7
27	69	GPF	11 Mark ELLERAY	Yamaha - Abbot Solutions Ltd	7	11:42.636	1:18.237	11.887	70.78	1:31.074	7
28	21	GP	5 Stuart THURTL	Honda - TeamTortoise	7	11:44.334	1:19.935	1.698	70.61	1:31.728	7
29	66		12 Mark VINCENT	MZ - Putoline	7	11:53.344	1:28.945	9.010	69.72	1:40.417	7
30	93		13 Ian JAMES	MZ - Chilton Motors	7	11:54.024	1:29.625	0.680	69.65	1:39.871	7
31	6	R	1 Paul ANSELL	MZ -	6	10:34.471	1 Lap	1 Lap	67.16	1:41.425	6
32	67	GPF	12 Mark BAILEY	Yamaha - Gforce motorcycles	6	10:54.062	1 Lap	19.591	65.14	1:39.131	6
33	343	R	2 Murray SMOKER	MZ -	6	11:01.444	1 Lap	7.382	64.42	1:48.550	4
34	61	GP	6 Russell COOK	Yamaha -	5	10:51.168	2 Laps	1 Lap	54.49	1:54.587	5

NOT CLASSIFIED

DNF	2	GP	Nick BEDFORD	Yamaha - Banx Race Paint	4	7:00.195	3 Laps	1 Lap	67.49	1:26.385	2
DNF	14	R	Scot CHRISTIE	MZ -	1	1:57.294	6 Laps	3 Laps	59.57		
DNF	37	GPF	Timothy POWELL	Aprilia -	1	2:24.666	6 Laps	27.372	48.30		
DNF	70	GPF	Andrew BURSCOUGH	Yamaha - Apollo Tuning	0						

FASTEST LAP

112	GP	Jonathan STAMPER	Yamaha -	5	1:20.589	88.40 mph	142.27 kph
24	GPF	Scott CARSON	Yamaha - Brian Grays Powerbiking,J K Flooring Cor	5	1:21.368	87.56 mph	140.91 kph
15	C	Billy PERKINS	Yamaha - Bexhill gearboxes	5	1:23.476	85.34 mph	137.35 kph
96		Chris KENT	MZ - Buxton Powder Coating / Anglesey Motorbike (4	1:27.742	81.19 mph	130.67 kph

Donington Park National
Circuit Length = 1.9790 miles
Start: 13:13 Flag 13:23 End: 13:25

Weather / Track : Cloudy / Dry

These results are provisional until the conclusion of any judicial and technical matters.

Clerk Of Course :	Timekeeper :
-------------------	--------------

Results can be found at www.tsl-timing.com

Printed - 13:26 Saturday, 18 May 2019





BMCRC - MRO Championships 2019 - Rnd 4 @ Donington Park

BMZRC 250 MZs & Blue Haze 2-Stroke GP

RACE 1 - CLASSIFICATION

6 R Paul ANSELL MZ - 6 1:41.425 70.24 mph 113.04 kph

Class GPF - 92.5% of Race Speed = 73.67 mph
 Class - 92.5% of Race Speed = 73.21 mph
 Class GP - 92.5% of Race Speed = 72.91 mph
 Class C - 92.5% of Race Speed = 71.24 mph
 Class R - 92.5% of Race Speed = 62.12 mph

Weather / Track : Cloudy / Dry

These results are provisional until the conclusion of any judicial and technical matters.

Donington Park National
 Circuit Length = 1.9790 miles
 Start: 13:13 Flag 13:23 End: 13:25

Clerk Of Course :		Timekeeper :
-------------------	--	--------------



BMCR - MRO Championships 2019 - Rnd 4 @ Donington Park

BMZRC 250 MZs & Blue Haze 2-Stroke GP

RACE 1 - LAP CHART

LAP 1 @ 13:14:53.916

NO	BEHIND	LAP TIME
44		1:33.404
96	0.639	1:34.043
95	0.801	1:34.205
75	1.049	1:34.453
85	1.371	1:34.775
32	1.796	1:35.200
69	1.885	1:35.289
113	4.031	1:37.435
56	4.196	1:37.600
9	5.867	1:39.271
41	7.979	1:41.383
93	11.839	1:45.243
66	12.319	1:45.723
343	20.314	1:53.718
6	22.075	1:55.479
14	23.890	1:57.294
24	38.622	2:12.026
7	39.296	2:12.700
131	40.559	2:13.963
55	42.261	2:15.665
127	43.182	2:16.586
15	43.773	2:17.177
112	44.478	2:17.882
121	44.915	2:18.319
22	45.292	2:18.696
2	46.066	2:19.470
88	46.699	2:20.103
60	46.761	2:20.165
5	47.302	2:20.706
808	49.595	2:22.999
3	50.174	2:23.578
37	51.262	2:24.666
11	52.787	2:26.191
69	53.131	2:26.535
21	53.412	2:26.816
67	57.878	2:31.282
61	1:15.819	2:49.223

LAP 2 @ 13:16:23.140

NO	BEHIND	LAP TIME
95		1:28.423
44	0.455	1:29.679
75	1.172	1:29.347
96	1.195	1:29.780
85	1.747	1:29.600
32	2.048	1:29.476
69	4.433	1:31.772
56	7.442	1:32.470
113	8.079	1:33.272
9	10.868	1:34.225
41	15.302	1:36.547
93	24.842	1:42.227
66	24.918	1:41.823
24	31.956	1:22.558
7	33.026	1:22.954
131	34.317	1:22.982
55	38.829	1:25.792
6	38.979	1:46.128
112	40.514	1:25.260
127	40.703	1:26.745
343	41.728	1:50.638
121	42.445	1:26.754

88	42.674	1:25.199
22	43.011	1:26.943
2	43.227	1:26.385
15	44.025	1:29.476
3	44.496	1:23.546
5	45.122	1:27.044
60	46.080	1:28.543
808	49.694	1:29.323
11	55.568	1:32.005
21	57.723	1:33.535
69	58.293	1:34.386
67	1:08.769	1:40.115

LAP 3 @ 13:17:52.434

NO	BEHIND	LAP TIME
44		1:28.839
95	0.246	1:29.540
75	0.785	1:28.907
85	1.200	1:28.747
96	1.841	1:29.940
32	2.684	1:29.930
69	7.404	1:32.265
56	13.204	1:35.056
113	13.477	1:34.692
61	1 Lap	1:56.342
9	14.968	1:33.394
41	23.356	1:37.348
24	25.472	1:22.810
7	26.435	1:22.703
131	30.051	1:25.028
112	33.906	1:22.686
55	35.644	1:26.109
66	37.142	1:41.518
93	37.921	1:42.373
88	37.984	1:24.604
127	38.536	1:27.127
15	38.799	1:24.068
121	40.310	1:27.159
3	41.206	1:26.004
22	41.594	1:27.877
2	42.628	1:28.695
5	42.991	1:27.163
60	45.629	1:28.843
808	50.967	1:30.567
6	53.853	1:44.168
11	57.969	1:31.695
343	1:01.083	1:48.649
21	1:02.000	1:33.571
69	1:02.719	1:33.720
67	1:20.517	1:41.042

LAP 4 @ 13:19:20.958

NO	BEHIND	LAP TIME
44		1:28.524
95	0.040	1:28.318
75	0.395	1:28.134
85	0.758	1:28.082
96	1.059	1:27.742
32	3.692	1:29.532
69	10.420	1:31.540
56	17.854	1:33.174
24	18.664	1:21.716
113	18.913	1:33.960
7	20.459	1:22.548

9	20.796	1:34.352
131	25.773	1:24.246
112	28.207	1:22.825
41	30.981	1:36.149
55	32.456	1:25.336
88	33.493	1:24.033
15	34.016	1:23.741
127	35.036	1:25.024
3	39.267	1:26.585
121	40.705	1:28.919
22	40.999	1:27.929
5	41.777	1:27.310
60	46.623	1:29.518
66	50.002	1:41.384
93	50.934	1:41.537
808	53.898	1:31.455
2	59.749	1:45.645 P
61	1 Lap	2:16.000
11	1:01.979	1:32.534
21	1:06.528	1:33.052
69	1:07.319	1:33.124
6	1:09.113	1:43.784
343	1:21.109	1:48.550

LAP 5 @ 13:20:49.905

NO	BEHIND	LAP TIME
95		1:28.907
75	0.260	1:28.812
44	0.763	1:29.710
96	0.854	1:28.742
85	1.379	1:29.568
67	1 Lap	1:41.398
32	6.316	1:31.571
24	11.085	1:21.368
69	12.721	1:31.248
7	13.404	1:21.892
112	19.849	1:20.589
131	21.359	1:24.533
56	22.130	1:33.223
113	22.790	1:32.824
9	24.482	1:32.633
88	27.954	1:23.408
15	28.545	1:23.476
55	28.812	1:25.303
127	32.315	1:26.226
3	33.137	1:22.817
41	37.335	1:35.301
121	38.723	1:26.965
22	38.995	1:26.943
5	39.456	1:26.626
60	46.132	1:28.456
808	56.947	1:31.996
66	1:02.643	1:41.588
93	1:03.185	1:41.198
11	1:03.303	1:30.271
69	1:10.554	1:32.182
21	1:11.102	1:33.521
6	1:23.653	1:43.487
61	1 Lap	1:55.016

LAP 6 @ 13:22:18.971

NO	BEHIND	LAP TIME
75		1:28.806
95	0.057	1:29.123

44	1.205	1:29.508
85	1.582	1:29.269
24	3.393	1:21.374
96	4.830	1:33.042
7	6.330	1:21.992
32	8.681	1:31.431
112	11.641	1:20.858
343	1 Lap	1:49.812
69	14.732	1:31.077
131	16.169	1:23.876
67	1 Lap	1:41.094
88	22.072	1:23.184
15	23.530	1:24.051
55	24.078	1:24.332
3	27.195	1:23.124
113	27.285	1:33.561
56	27.401	1:34.337
9	28.883	1:33.467
127	29.154	1:25.905
22	36.397	1:26.468
121	36.733	1:27.076
5	37.121	1:26.731
41	42.807	1:34.538
60	45.130	1:28.064
808	58.570	1:30.689
11	1:03.311	1:29.074
69	1:13.103	1:31.615
21	1:14.147	1:32.111
66	1:14.468	1:40.891
93	1:15.694	1:41.575

LAP 7 @ 13:23:44.911

NO	BEHIND	LAP TIME
24		1:22.547
44	3.974	1:28.709
95	4.193	1:30.076
75	4.399	1:30.339
85	4.590	1:28.948
7	6.136	1:25.746
112	6.495	1:20.794
96	8.669	1:29.779
6	1 Lap	1:41.425
32	13.115	1:30.374
131	15.321	1:25.092
69	20.541	1:31.749
88	20.595	1:24.463
15	21.314	1:23.724
3	25.559	1:24.304
61	2 Laps	1:54.587
67	1 Lap	1:39.131
127	29.966	1:26.752
56	33.248	1:31.787
113	35.249	1:33.904
9	36.427	1:33.484
343	1 Lap	1:50.077
22	37.631	1:27.174
121	38.214	1:27.421
5	38.471	1:27.290
60	46.994	1:27.804
55	47.109	1:48.971
41	51.560	1:34.693
808	1:03.740	1:31.110
11	1:06.350	1:28.979
69	1:18.237	1:31.074
21	1:19.935	1:31.728

Weather / Track : Cloudy / Dry

Donington Park National
Circuit Length = 1.9790 miles
Start: 13:13 Flag 13:23 End: 13:25

BMCR - MRO Championships 2019 - Rnd 4 @ Donington Park

BMZRC 250 MZs & Blue Haze 2-Stroke GP

RACE 1 - SECTOR ANALYSIS



SECTOR 1 = FL to I1, SECTOR 2 = I1 to FL, DIFF = Difference To Personal Best Lap, P = Crossed Finish Line in Pit Lane, D = Time Disallowed

P1 24 GPF		Scott CARSON		Yamaha - Brian Grays Powerbiking, J K Flooring Contractors		
IDEAL LAP TIME : 1:21.222		BEST LAP TIME : 1:21.368		DIFFERENCE : 0.146		
LAP	SECTOR 1	SECTOR 2	LAP TIME	MPH	DIFF	TIME OF DAY
1 -		28.873	2:12.026	53.96	50.658	13:15:32.538
2 -	53.476	29.082	1:22.558	86.29	1.190	13:16:55.096
3 -	53.923	28.887	1:22.810	86.03	1.442	13:18:17.906
4 -	52.898	28.818	1:21.716 (3)	87.18	0.348	13:19:39.622
5 -	52.844	28.524	1:21.368 (1)	87.56		13:21:00.990
6 -	52.698	28.676	1:21.374 (2)	87.55	0.006	13:22:22.364
7 -	54.009	28.538	1:22.547	86.31	1.179	13:23:44.911

P2 44		Robert DESSOY		MZ - Eastern Garage Racing		
IDEAL LAP TIME : 1:28.096		BEST LAP TIME : 1:28.524		DIFFERENCE : 0.428		
LAP	SECTOR 1	SECTOR 2	LAP TIME	MPH	DIFF	TIME OF DAY
1 -		31.024	1:33.404	76.27	4.880	13:14:53.916
2 -	58.150	31.529	1:29.679	79.44	1.155	13:16:23.595
3 -	57.742	31.097	1:28.839 (3)	80.19	0.315	13:17:52.434
4 -	57.761	30.763	1:28.524 (1)	80.48		13:19:20.958
5 -	57.931	31.779	1:29.710	79.41	1.186	13:20:50.668
6 -	57.819	31.689	1:29.508	79.59	0.984	13:22:20.176
7 -	57.333	31.376	1:28.709 (2)	80.31	0.185	13:23:48.885

P3 95		Christopher ROGERS		Mz - CB Racing		
IDEAL LAP TIME : 1:28.271		BEST LAP TIME : 1:28.318		DIFFERENCE : 0.047		
LAP	SECTOR 1	SECTOR 2	LAP TIME	MPH	DIFF	TIME OF DAY
1 -		31.746	1:34.205	75.62	5.887	13:14:54.717
2 -	57.257	31.166	1:28.423 (2)	80.57	0.105	13:16:23.140
3 -	57.927	31.613	1:29.540	79.56	1.222	13:17:52.680
4 -	57.304	31.014	1:28.318 (1)	80.67		13:19:20.998
5 -	57.346	31.561	1:28.907 (3)	80.13	0.589	13:20:49.905
6 -	57.896	31.227	1:29.123	79.94	0.805	13:22:19.028
7 -	58.518	31.558	1:30.076	79.09	1.758	13:23:49.104

P4 75		Peter WOODALL		MZ - Core Projects Ltd		
IDEAL LAP TIME : 1:28.134		BEST LAP TIME : 1:28.134		DIFFERENCE : 0.000		
LAP	SECTOR 1	SECTOR 2	LAP TIME	MPH	DIFF	TIME OF DAY
1 -		31.683	1:34.453	75.42	6.319	13:14:54.965
2 -	57.681	31.666	1:29.347	79.74	1.213	13:16:24.312
3 -	57.666	31.241	1:28.907	80.13	0.773	13:17:53.219
4 -	57.120	31.014	1:28.134 (1)	80.83		13:19:21.353
5 -	57.176	31.636	1:28.812 (3)	80.22	0.678	13:20:50.165
6 -	57.500	31.306	1:28.806 (2)	80.22	0.672	13:22:18.971
7 -	58.526	31.813	1:30.339	78.86	2.205	13:23:49.310

P5 85		Andrew WALES		MZ - Illuminated Design LTD		
IDEAL LAP TIME : 1:28.082		BEST LAP TIME : 1:28.082		DIFFERENCE : 0.000		
LAP	SECTOR 1	SECTOR 2	LAP TIME	MPH	DIFF	TIME OF DAY
1 -		31.645	1:34.775	75.17	6.693	13:14:55.287
2 -	57.979	31.621	1:29.600	79.51	1.518	13:16:24.887
3 -	57.613	31.134	1:28.747 (2)	80.28	0.665	13:17:53.634
4 -	56.981	31.101	1:28.082 (1)	80.88		13:19:21.716
5 -	57.492	32.076	1:29.568	79.54	1.486	13:20:51.284
6 -	57.543	31.726	1:29.269	79.81	1.187	13:22:20.553
7 -	57.582	31.366	1:28.948 (3)	80.09	0.866	13:23:49.501

P6 7 GPF		Peter MOORE		Yamaha - Station Garage , Isle of Man		
IDEAL LAP TIME : 1:21.737		BEST LAP TIME : 1:21.892		DIFFERENCE : 0.155		
LAP	SECTOR 1	SECTOR 2	LAP TIME	MPH	DIFF	TIME OF DAY

Weather / Track : Cloudy / Dry

Donington Park National
 Circuit Length = 1.9790 miles
 Start: 13:13 Flag 13:23 End: 13:25

BMCRC - MRO Championships 2019 - Rnd 4 @ Donington Park

BMZRC 250 MZs & Blue Haze 2-Stroke GP

RACE 1 - SECTOR ANALYSIS



SECTOR 1 = FL to I1, SECTOR 2 = I1 to FL, DIFF = Difference To Personal Best Lap, P = Crossed Finish Line in Pit Lane, D = Time Disallowed

1 -		29.056	2:12.700	53.68	50.808	13:15:33.212
2 -	53.119	29.835	1:22.954	85.88	1.062	13:16:56.166
3 -	53.542	29.161	1:22.703	86.14	0.811	13:18:18.869
4 -	53.687	28.861	1:22.548 (3)	86.30	0.656	13:19:41.417
5 -	52.876	29.016	1:21.892 (1)	87.00		13:21:03.309
6 -	53.129	28.863	1:21.992 (2)	86.89	0.100	13:22:25.301
7 -	54.844	30.902	1:25.746	83.09	3.854	13:23:51.047

LAP	SECTOR 1	SECTOR 2	LAP TIME	MPH	DIFF	TIME OF DAY
1 -		30.009	2:17.882	51.67	57.293	13:15:38.394
2 -	55.990	29.270	1:25.260	83.56	4.671	13:17:03.654
3 -	53.973	28.713	1:22.686	86.16	2.097	13:18:26.340
4 -	54.124	28.701	1:22.825	86.02	2.236	13:19:49.165
5 -	52.291	28.298	1:20.589 (1)	88.40		13:21:09.754
6 -	52.149	28.709	1:20.858 (3)	88.11	0.269	13:22:30.612
7 -	52.874	27.920	1:20.794 (2)	88.18	0.205	13:23:51.406

LAP	SECTOR 1	SECTOR 2	LAP TIME	MPH	DIFF	TIME OF DAY
1 -		31.577	1:34.043	75.75	6.301	13:14:54.555
2 -	58.378	31.402	1:29.780	79.35	2.038	13:16:24.335
3 -	58.212	31.728	1:29.940	79.21	2.198	13:17:54.275
4 -	56.774	30.968	1:27.742 (1)	81.19		13:19:22.017
5 -	56.996	31.746	1:28.742 (2)	80.28	1.000	13:20:50.759
6 -	57.842	35.200	1:33.042	76.57	5.300	13:22:23.801
7 -	57.959	31.820	1:29.779 (3)	79.35	2.037	13:23:53.580

LAP	SECTOR 1	SECTOR 2	LAP TIME	MPH	DIFF	TIME OF DAY
1 -		31.390	1:35.200	74.83	5.724	13:14:55.712
2 -	57.520	31.956	1:29.476 (1)	79.62		13:16:25.188
3 -	57.543	32.387	1:29.930 (3)	79.22	0.454	13:17:55.118
4 -	58.214	31.318	1:29.532 (2)	79.57	0.056	13:19:24.650
5 -	59.769	31.802	1:31.571	77.80	2.095	13:20:56.221
6 -	59.779	31.652	1:31.431	77.92	1.955	13:22:27.652
7 -	58.514	31.860	1:30.374	78.83	0.898	13:23:58.026

LAP	SECTOR 1	SECTOR 2	LAP TIME	MPH	DIFF	TIME OF DAY
1 -		28.879	2:13.963	53.18	50.981	13:15:34.475
2 -	54.312	28.670	1:22.982 (1)	85.85		13:16:57.457
3 -	55.576	29.452	1:25.028	83.79	2.046	13:18:22.485
4 -	55.476	28.770	1:24.246 (3)	84.56	1.264	13:19:46.731
5 -	55.344	29.189	1:24.533	84.28	1.551	13:21:11.264
6 -	53.451	30.425	1:23.876 (2)	84.94	0.894	13:22:35.140
7 -	55.430	29.662	1:25.092	83.72	2.110	13:24:00.232

LAP	SECTOR 1	SECTOR 2	LAP TIME	MPH	DIFF	TIME OF DAY
1 -		31.725	1:35.289	74.76	4.212	13:14:55.801
2 -	59.415	32.357	1:31.772	77.63	0.695	13:16:27.573
3 -	59.342	32.923	1:32.265	77.21	1.188	13:17:59.838
4 -	59.034	32.506	1:31.540 (3)	77.83	0.463	13:19:31.378

LAP	SECTOR 1	SECTOR 2	LAP TIME	MPH	DIFF	TIME OF DAY
1 -		31.725	1:35.289	74.76	4.212	13:14:55.801
2 -	59.415	32.357	1:31.772	77.63	0.695	13:16:27.573
3 -	59.342	32.923	1:32.265	77.21	1.188	13:17:59.838
4 -	59.034	32.506	1:31.540 (3)	77.83	0.463	13:19:31.378

LAP	SECTOR 1	SECTOR 2	LAP TIME	MPH	DIFF	TIME OF DAY
1 -		31.725	1:35.289	74.76	4.212	13:14:55.801
2 -	59.415	32.357	1:31.772	77.63	0.695	13:16:27.573
3 -	59.342	32.923	1:32.265	77.21	1.188	13:17:59.838
4 -	59.034	32.506	1:31.540 (3)	77.83	0.463	13:19:31.378

LAP	SECTOR 1	SECTOR 2	LAP TIME	MPH	DIFF	TIME OF DAY
1 -		31.725	1:35.289	74.76	4.212	13:14:55.801
2 -	59.415	32.357	1:31.772	77.63	0.695	13:16:27.573
3 -	59.342	32.923	1:32.265	77.21	1.188	13:17:59.838
4 -	59.034	32.506	1:31.540 (3)	77.83	0.463	13:19:31.378

LAP	SECTOR 1	SECTOR 2	LAP TIME	MPH	DIFF	TIME OF DAY
1 -		31.725	1:35.289	74.76	4.212	13:14:55.801
2 -	59.415	32.357	1:31.772	77.63	0.695	13:16:27.573
3 -	59.342	32.923	1:32.265	77.21	1.188	13:17:59.838
4 -	59.034	32.506	1:31.540 (3)	77.83	0.463	13:19:31.378

LAP	SECTOR 1	SECTOR 2	LAP TIME	MPH	DIFF	TIME OF DAY
1 -		31.725	1:35.289	74.76	4.212	13:14:55.801
2 -	59.415	32.357	1:31.772	77.63	0.695	13:16:27.573
3 -	59.342	32.923	1:32.265	77.21	1.188	13:17:59.838
4 -	59.034	32.506	1:31.540 (3)	77.83	0.463	13:19:31.378

Weather / Track : Cloudy / Dry

Donington Park National
Circuit Length = 1.9790 miles
Start: 13:13 Flag 13:23 End: 13:25

BMCRC - MRO Championships 2019 - Rnd 4 @ Donington Park

BMZRC 250 MZs & Blue Haze 2-Stroke GP

RACE 1 - SECTOR ANALYSIS



SECTOR 1 = FL to I1, SECTOR 2 = I1 to FL, DIFF = Difference To Personal Best Lap, P = Crossed Finish Line in Pit Lane, D = Time Disallowed

5 -	59.138	32.110	1:31.248 (2)	78.07	0.171	13:21:02.626
6 -	58.617	32.460	1:31.077 (1)	78.22		13:22:33.703
7 -	59.186	32.563	1:31.749	77.65	0.672	13:24:05.452

P12	88 GP	Mark EDGE	Yamaha -			
IDEAL LAP TIME : 1:22.907		BEST LAP TIME : 1:23.184		DIFFERENCE : 0.277		
LAP	SECTOR 1	SECTOR 2	LAP TIME	MPH	DIFF	TIME OF DAY
1 -		30.062	2:20.103	50.85	56.919	13:15:40.615
2 -	54.944	30.255	1:25.199	83.62	2.015	13:17:05.814
3 -	54.802	29.802	1:24.604	84.21	1.420	13:18:30.418
4 -	54.346	29.687	1:24.033 (3)	84.78	0.849	13:19:54.451
5 -	54.180	29.228	1:23.408 (2)	85.41	0.224	13:21:17.859
6 -	54.175	29.009	1:23.184 (1)	85.64		13:22:41.043
7 -	53.898	30.565	1:24.463	84.35	1.279	13:24:05.506

P13	15 C	Billy PERKINS	Yamaha - Bexhill gearboxes			
IDEAL LAP TIME : 1:22.883		BEST LAP TIME : 1:23.476		DIFFERENCE : 0.593		
LAP	SECTOR 1	SECTOR 2	LAP TIME	MPH	DIFF	TIME OF DAY
1 -		29.407	2:17.177	51.93	53.701	13:15:37.689
2 -	59.463	30.013	1:29.476	79.62	6.000	13:17:07.165
3 -	55.045	29.023	1:24.068	84.74	0.592	13:18:31.233
4 -	53.940	29.801	1:23.741 (3)	85.07	0.265	13:19:54.974
5 -	53.860	29.616	1:23.476 (1)	85.34		13:21:18.450
6 -	54.239	29.812	1:24.051	84.76	0.575	13:22:42.501
7 -	54.393	29.331	1:23.724 (2)	85.09	0.248	13:24:06.225

P14	3 GP	Tom BARRETT	Honda - Aspire Classic Restoration			
IDEAL LAP TIME : 1:22.304		BEST LAP TIME : 1:22.817		DIFFERENCE : 0.513		
LAP	SECTOR 1	SECTOR 2	LAP TIME	MPH	DIFF	TIME OF DAY
1 -		30.738	2:23.578	49.62	1:00.761	13:15:44.090
2 -	54.045	29.501	1:23.546 (3)	85.27	0.729	13:17:07.636
3 -	56.216	29.788	1:26.004	82.84	3.187	13:18:33.640
4 -	56.962	29.623	1:26.585	82.28	3.768	13:20:00.225
5 -	53.281	29.536	1:22.817 (1)	86.02		13:21:23.042
6 -	54.101	29.023	1:23.124 (2)	85.71	0.307	13:22:46.166
7 -	54.203	30.101	1:24.304	84.51	1.487	13:24:10.470

P15	127 GPF	Richard HAYWARD	Yamaha - Gforce Motorcycles			
IDEAL LAP TIME : 1:25.024		BEST LAP TIME : 1:25.024		DIFFERENCE : 0.000		
LAP	SECTOR 1	SECTOR 2	LAP TIME	MPH	DIFF	TIME OF DAY
1 -		29.871	2:16.586	52.16	51.562	13:15:37.098
2 -	55.836	30.909	1:26.745	82.13	1.721	13:17:03.843
3 -	56.215	30.912	1:27.127	81.77	2.103	13:18:30.970
4 -	55.244	29.780	1:25.024 (1)	83.79		13:19:55.994
5 -	55.920	30.306	1:26.226 (3)	82.62	1.202	13:21:22.220
6 -	55.886	30.019	1:25.905 (2)	82.93	0.881	13:22:48.125
7 -	56.391	30.361	1:26.752	82.12	1.728	13:24:14.877

P16	56	Russell TURNER	MZ -			
IDEAL LAP TIME : 1:31.787		BEST LAP TIME : 1:31.787		DIFFERENCE : 0.000		
LAP	SECTOR 1	SECTOR 2	LAP TIME	MPH	DIFF	TIME OF DAY
1 -		32.631	1:37.600	72.99	5.813	13:14:58.112
2 -	1:00.144	32.326	1:32.470 (2)	77.04	0.683	13:16:30.582
3 -	1:01.298	33.758	1:35.056	74.95	3.269	13:18:05.638
4 -	1:00.660	32.514	1:33.174 (3)	76.46	1.387	13:19:38.812
5 -	1:00.575	32.648	1:33.223	76.42	1.436	13:21:12.035
6 -	1:01.249	33.088	1:34.337	75.52	2.550	13:22:46.372
7 -	59.726	32.061	1:31.787 (1)	77.62		13:24:18.159

Weather / Track : Cloudy / Dry

Donington Park National
Circuit Length = 1.9790 miles
Start: 13:13 Flag 13:23 End: 13:25

BMCR - MRO Championships 2019 - Rnd 4 @ Donington Park

BMZRC 250 MZs & Blue Haze 2-Stroke GP

RACE 1 - SECTOR ANALYSIS



SECTOR 1 = FL to I1, SECTOR 2 = I1 to FL, DIFF = Difference To Personal Best Lap, P = Crossed Finish Line in Pit Lane, D = Time Disallowed

P17 113		Liam NEWMAN		MZ - Team newman racing		
IDEAL LAP TIME : 1:32.824		BEST LAP TIME : 1:32.824		DIFFERENCE : 0.000		
LAP	SECTOR 1	SECTOR 2	LAP TIME	MPH	DIFF	TIME OF DAY
1 -		32.800	1:37.435	73.12	4.611	13:14:57.947
2 -	1:00.479	32.793	1:33.272 (2)	76.38	0.448	13:16:31.219
3 -	1:00.976	33.716	1:34.692	75.24	1.868	13:18:05.911
4 -	1:01.255	32.705	1:33.960	75.82	1.136	13:19:39.871
5 -	1:00.150	32.674	1:32.824 (1)	76.75		13:21:12.695
6 -	1:00.841	32.720	1:33.561 (3)	76.14	0.737	13:22:46.256
7 -	1:00.534	33.370	1:33.904	75.87	1.080	13:24:20.160

P18 9		Gary HOWLETT		MZ - HS Racing		
IDEAL LAP TIME : 1:32.633		BEST LAP TIME : 1:32.633		DIFFERENCE : 0.000		
LAP	SECTOR 1	SECTOR 2	LAP TIME	MPH	DIFF	TIME OF DAY
1 -		32.884	1:39.271	71.76	6.638	13:14:59.783
2 -	1:01.144	33.081	1:34.225	75.61	1.592	13:16:34.008
3 -	1:00.365	33.029	1:33.394 (2)	76.28	0.761	13:18:07.402
4 -	1:01.341	33.011	1:34.352	75.51	1.719	13:19:41.754
5 -	1:00.016	32.617	1:32.633 (1)	76.91		13:21:14.387
6 -	1:00.271	33.196	1:33.467 (3)	76.22	0.834	13:22:47.854
7 -	1:00.240	33.244	1:33.484	76.21	0.851	13:24:21.338

P19 22 GPF		Rik BALLERINI		Yamaha - SCLS Ltd		
IDEAL LAP TIME : 1:26.172		BEST LAP TIME : 1:26.468		DIFFERENCE : 0.296		
LAP	SECTOR 1	SECTOR 2	LAP TIME	MPH	DIFF	TIME OF DAY
1 -		30.146	2:18.696	51.36	52.228	13:15:39.208
2 -	56.026	30.917	1:26.943 (2)	81.94	0.475	13:17:06.151
3 -	57.541	30.336	1:27.877	81.07	1.409	13:18:34.028
4 -	57.293	30.636	1:27.929	81.02	1.461	13:20:01.957
5 -	56.332	30.611	1:26.943 (2)	81.94	0.475	13:21:28.900
6 -	56.088	30.380	1:26.468 (1)	82.39		13:22:55.368
7 -	56.781	30.393	1:27.174	81.72	0.706	13:24:22.542

P20 121 GPF		Ben HUNTER		Yamaha -		
IDEAL LAP TIME : 1:26.277		BEST LAP TIME : 1:26.754		DIFFERENCE : 0.477		
LAP	SECTOR 1	SECTOR 2	LAP TIME	MPH	DIFF	TIME OF DAY
1 -		30.050	2:18.319	51.50	51.565	13:15:38.831
2 -	56.227	30.527	1:26.754 (1)	82.12		13:17:05.585
3 -	56.804	30.355	1:27.159	81.74	0.405	13:18:32.744
4 -	58.211	30.708	1:28.919	80.12	2.165	13:20:01.663
5 -	56.492	30.473	1:26.965 (2)	81.92	0.211	13:21:28.628
6 -	56.777	30.299	1:27.076 (3)	81.82	0.322	13:22:55.704
7 -	57.079	30.342	1:27.421	81.49	0.667	13:24:23.125

P21 5 GPF		Max HOUSE		Yamaha -		
IDEAL LAP TIME : 1:25.811		BEST LAP TIME : 1:26.626		DIFFERENCE : 0.815		
LAP	SECTOR 1	SECTOR 2	LAP TIME	MPH	DIFF	TIME OF DAY
1 -		30.656	2:20.706	50.63	54.080	13:15:41.218
2 -	56.345	30.699	1:27.044 (3)	81.85	0.418	13:17:08.262
3 -	56.299	30.864	1:27.163	81.73	0.537	13:18:35.425
4 -	57.288	30.022	1:27.310	81.60	0.684	13:20:02.735
5 -	55.789	30.837	1:26.626 (1)	82.24		13:21:29.361
6 -	56.401	30.330	1:26.731 (2)	82.14	0.105	13:22:56.092
7 -	56.939	30.351	1:27.290	81.62	0.664	13:24:23.382

P22 60 GPF		Daniel GOUGH		Yamaha - G Force Motorcycles		
IDEAL LAP TIME : 1:27.452		BEST LAP TIME : 1:27.804		DIFFERENCE : 0.352		
LAP	SECTOR 1	SECTOR 2	LAP TIME	MPH	DIFF	TIME OF DAY
1 -						
2 -	56.345	30.699	1:27.044 (3)	81.85	0.418	13:17:08.262
3 -	56.299	30.864	1:27.163	81.73	0.537	13:18:35.425
4 -	57.288	30.022	1:27.310	81.60	0.684	13:20:02.735
5 -	55.789	30.837	1:26.626 (1)	82.24		13:21:29.361
6 -	56.401	30.330	1:26.731 (2)	82.14	0.105	13:22:56.092
7 -	56.939	30.351	1:27.290	81.62	0.664	13:24:23.382

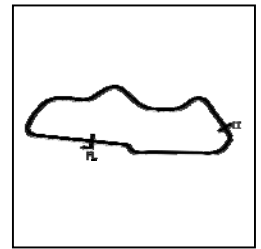
Weather / Track : Cloudy / Dry

Donington Park National
Circuit Length = 1.9790 miles
Start: 13:13 Flag 13:23 End: 13:25

BMCRC - MRO Championships 2019 - Rnd 4 @ Donington Park

BMZRC 250 MZs & Blue Haze 2-Stroke GP

RACE 1 - SECTOR ANALYSIS



SECTOR 1 = FL to I1, SECTOR 2 = I1 to FL, DIFF = Difference To Personal Best Lap, P = Crossed Finish Line in Pit Lane, D = Time Disallowed

1 -		30.977	2:20.165	50.83	52.361	13:15:40.677
2 -	57.631	30.912	1:28.543	80.46	0.739	13:17:09.220
3 -	58.312	30.531	1:28.843	80.19	1.039	13:18:38.063
4 -	57.423	32.095	1:29.518	79.58	1.714	13:20:07.581
5 -	57.565	30.891	1:28.456 (3)	80.54	0.652	13:21:36.037
6 -	57.117	30.947	1:28.064 (2)	80.90	0.260	13:23:04.101
7 -	56.921	30.883	1:27.804 (1)	81.14		13:24:31.905

P23 55 GPF Paul TOLAND			Yamaha -			
IDEAL LAP TIME : 1:24.332		BEST LAP TIME : 1:24.332		DIFFERENCE : 0.000		
LAP	SECTOR 1	SECTOR 2	LAP TIME	MPH	DIFF	TIME OF DAY
1 -		30.304	2:15.665	52.51	51.333	13:15:36.177
2 -	54.888	30.904	1:25.792	83.04	1.460	13:17:01.969
3 -	55.502	30.607	1:26.109	82.73	1.777	13:18:28.078
4 -	54.992	30.344	1:25.336 (3)	83.48	1.004	13:19:53.414
5 -	55.230	30.073	1:25.303 (2)	83.52	0.971	13:21:18.717
6 -	54.514	29.818	1:24.332 (1)	84.48		13:22:43.049
7 -	1:14.570	34.401	1:48.971	65.38	24.639	13:24:32.020

P24 41 Gary WILLIAMS			MZ -			
IDEAL LAP TIME : 1:34.044		BEST LAP TIME : 1:34.538		DIFFERENCE : 0.494		
LAP	SECTOR 1	SECTOR 2	LAP TIME	MPH	DIFF	TIME OF DAY
1 -		33.932	1:41.383	70.27	6.845	13:15:01.895
2 -	1:02.735	33.812	1:36.547	73.79	2.009	13:16:38.442
3 -	1:03.397	33.951	1:37.348	73.18	2.810	13:18:15.790
4 -	1:02.470	33.679	1:36.149	74.10	1.611	13:19:51.939
5 -	1:01.320	33.981	1:35.301 (3)	74.75	0.763	13:21:27.240
6 -	1:01.537	33.001	1:34.538 (1)	75.36		13:23:01.778
7 -	1:01.043	33.650	1:34.693 (2)	75.23	0.155	13:24:36.471

P25 808 GPF Mason JOHNSON			Aprilia - D&D Racing			
IDEAL LAP TIME : 1:29.323		BEST LAP TIME : 1:29.323		DIFFERENCE : 0.000		
LAP	SECTOR 1	SECTOR 2	LAP TIME	MPH	DIFF	TIME OF DAY
1 -		31.472	2:22.999	49.82	53.676	13:15:43.511
2 -	58.018	31.305	1:29.323 (1)	79.76		13:17:12.834
3 -	58.803	31.764	1:30.567 (2)	78.66	1.244	13:18:43.401
4 -	58.537	32.918	1:31.455	77.90	2.132	13:20:14.856
5 -	1:00.065	31.931	1:31.996	77.44	2.673	13:21:46.852
6 -	58.975	31.714	1:30.689 (3)	78.56	1.366	13:23:17.541
7 -	59.234	31.876	1:31.110	78.19	1.787	13:24:48.651

P26 11 GPF Gael MACHARD			Aprilia -			
IDEAL LAP TIME : 1:28.675		BEST LAP TIME : 1:28.979		DIFFERENCE : 0.304		
LAP	SECTOR 1	SECTOR 2	LAP TIME	MPH	DIFF	TIME OF DAY
1 -		32.385	2:26.191	48.73	57.212	13:15:46.703
2 -	1:00.010	31.995	1:32.005	77.43	3.026	13:17:18.708
3 -	1:00.201	31.494	1:31.695	77.69	2.716	13:18:50.403
4 -	1:00.054	32.480	1:32.534	76.99	3.555	13:20:22.937
5 -	59.421	30.850	1:30.271 (3)	78.92	1.292	13:21:53.208
6 -	58.093	30.981	1:29.074 (2)	79.98	0.095	13:23:22.282
7 -	57.825	31.154	1:28.979 (1)	80.07		13:24:51.261

P27 69 GPF Mark ELLERAY			Yamaha - Abbot Solutions Ltd			
IDEAL LAP TIME : 1:31.067		BEST LAP TIME : 1:31.074		DIFFERENCE : 0.007		
LAP	SECTOR 1	SECTOR 2	LAP TIME	MPH	DIFF	TIME OF DAY
1 -		33.177	2:26.535	48.62	55.461	13:15:47.047
2 -	1:01.394	32.992	1:34.386	75.48	3.312	13:17:21.433
3 -	1:00.867	32.853	1:33.720	76.02	2.646	13:18:55.153
4 -	59.972	33.152	1:33.124	76.50	2.050	13:20:28.277

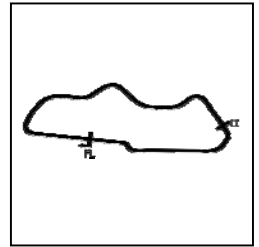
Weather / Track : Cloudy / Dry

Donington Park National
Circuit Length = 1.9790 miles
Start: 13:13 Flag 13:23 End: 13:25

BMCRC - MRO Championships 2019 - Rnd 4 @ Donington Park

BMZRC 250 MZs & Blue Haze 2-Stroke GP

RACE 1 - SECTOR ANALYSIS



SECTOR 1 = FL to I1, SECTOR 2 = I1 to FL, DIFF = Difference To Personal Best Lap, P = Crossed Finish Line in Pit Lane, D = Time Disallowed

5 -	59.635	32.547	1:32.182 (3)	77.28	1.108	13:22:00.459
6 -	58.882	32.733	1:31.615 (2)	77.76	0.541	13:23:32.074
7 -	58.520	32.554	1:31.074 (1)	78.22		13:25:03.148

P28	21 GP	Stuart THURTLE	Honda - TeamTortoise			
IDEAL LAP TIME : 1:31.728		BEST LAP TIME : 1:31.728	DIFFERENCE : 0.000			
LAP	SECTOR 1	SECTOR 2	LAP TIME	MPH	DIFF	TIME OF DAY
1 -		32.753	2:26.816	48.52	55.088	13:15:47.328
2 -	1:00.736	32.799	1:33.535	76.17	1.807	13:17:20.863
3 -	1:01.015	32.556	1:33.571	76.14	1.843	13:18:54.434
4 -	1:00.354	32.698	1:33.052 (3)	76.56	1.324	13:20:27.486
5 -	1:00.731	32.790	1:33.521	76.18	1.793	13:22:01.007
6 -	59.604	32.507	1:32.111 (2)	77.34	0.383	13:23:33.118
7 -	59.235	32.493	1:31.728 (1)	77.67		13:25:04.846

P29	66	Mark VINCENT	MZ - Putoline			
IDEAL LAP TIME : 1:39.796		BEST LAP TIME : 1:40.417	DIFFERENCE : 0.621			
LAP	SECTOR 1	SECTOR 2	LAP TIME	MPH	DIFF	TIME OF DAY
1 -		34.761	1:45.723	67.38	5.306	13:15:06.235
2 -	1:06.093	35.730	1:41.823	69.97	1.406	13:16:48.058
3 -	1:05.366	36.152	1:41.518	70.18	1.101	13:18:29.576
4 -	1:05.788	35.596	1:41.384 (3)	70.27	0.967	13:20:10.960
5 -	1:06.017	35.571	1:41.588	70.13	1.171	13:21:52.548
6 -	1:05.392	35.499	1:40.891 (2)	70.61	0.474	13:23:33.439
7 -	1:05.035	35.382	1:40.417 (1)	70.95		13:25:13.856

P30	93	Ian JAMES	MZ - Chilton Motors			
IDEAL LAP TIME : 1:39.633		BEST LAP TIME : 1:39.871	DIFFERENCE : 0.238			
LAP	SECTOR 1	SECTOR 2	LAP TIME	MPH	DIFF	TIME OF DAY
1 -		35.505	1:45.243	67.69	5.372	13:15:05.755
2 -	1:06.286	35.941	1:42.227	69.69	2.356	13:16:47.982
3 -	1:06.826	35.547	1:42.373	69.59	2.502	13:18:30.355
4 -	1:05.675	35.862	1:41.537 (3)	70.16	1.666	13:20:11.892
5 -	1:05.426	35.772	1:41.198 (2)	70.40	1.327	13:21:53.090
6 -	1:05.940	35.635	1:41.575	70.14	1.704	13:23:34.665
7 -	1:04.128	35.743	1:39.871 (1)	71.33		13:25:14.536

P31	6 R	Paul ANSELL	MZ -			
IDEAL LAP TIME : 1:41.171		BEST LAP TIME : 1:41.425	DIFFERENCE : 0.254			
LAP	SECTOR 1	SECTOR 2	LAP TIME	MPH	DIFF	TIME OF DAY
1 -		36.785	1:55.479	61.69	14.054	13:15:15.991
2 -	1:09.775	36.353	1:46.128	67.13	4.703	13:17:02.119
3 -	1:08.272	35.896	1:44.168	68.39	2.743	13:18:46.287
4 -	1:08.571	35.213	1:43.784 (3)	68.64	2.359	13:20:30.071
5 -	1:08.294	35.193	1:43.487 (2)	68.84	2.062	13:22:13.558
6 -	1:05.978	35.447	1:41.425 (1)	70.24		13:23:54.983

P32	67 GPF	Mark BAILEY	Yamaha - Gforce motorcycles			
IDEAL LAP TIME : 1:39.010		BEST LAP TIME : 1:39.131	DIFFERENCE : 0.121			
LAP	SECTOR 1	SECTOR 2	LAP TIME	MPH	DIFF	TIME OF DAY
1 -		34.749	2:31.282	47.09	52.151	13:15:51.794
2 -	1:05.215	34.900	1:40.115 (2)	71.16	0.984	13:17:31.909
3 -	1:05.884	35.158	1:41.042 (3)	70.51	1.911	13:19:12.951
4 -	1:05.104	36.294	1:41.398	70.26	2.267	13:20:54.349
5 -	1:06.344	34.750	1:41.094	70.47	1.963	13:22:35.443
6 -	1:05.225	33.906	1:39.131 (1)	71.87		13:24:14.574

Weather / Track : Cloudy / Dry

Donington Park National
Circuit Length = 1.9790 miles
Start: 13:13 Flag 13:23 End: 13:25

BMCRC - MRO Championships 2019 - Rnd 4 @ Donington Park

BMZRC 250 MZs & Blue Haze 2-Stroke GP

RACE 1 - SECTOR ANALYSIS



SECTOR 1 = FL to I1, SECTOR 2 = I1 to FL, DIFF = Difference To Personal Best Lap, P = Crossed Finish Line in Pit Lane, D = Time Disallowed

P33 343 R		Murray SMOKER		MZ -		
IDEAL LAP TIME : 1:47.946		BEST LAP TIME : 1:48.550		DIFFERENCE : 0.604		
LAP	SECTOR 1	SECTOR 2	LAP TIME	MPH	DIFF	TIME OF DAY
1 -		37.702	1:53.718	62.65	5.168	13:15:14.230
2 -	1:11.634	39.004	1:50.638	64.39	2.088	13:17:04.868
3 -	1:10.412	38.237	1:48.649 (2)	65.57	0.099	13:18:53.517
4 -	1:10.244	38.306	1:48.550 (1)	65.63		13:20:42.067
5 -	1:11.746	38.066	1:49.812 (3)	64.88	1.262	13:22:31.879
6 -	1:10.912	39.165	1:50.077	64.72	1.527	13:24:21.956

P34 61 GP		Russell COOK		Yamaha -		
IDEAL LAP TIME : 1:54.141		BEST LAP TIME : 1:54.587		DIFFERENCE : 0.446		
LAP	SECTOR 1	SECTOR 2	LAP TIME	MPH	DIFF	TIME OF DAY
1 -		38.291	2:49.223	42.10	54.636	13:16:09.735
2 -	1:16.866	39.476	1:56.342 (3)	61.23	1.755	13:18:06.077
3 -	1:15.886	1:00.114	2:16.000	52.38	21.413	13:20:22.077
4 -	1:16.312	38.704	1:55.016 (2)	61.94	0.429	13:22:17.093
5 -	1:16.332	38.255	1:54.587 (1)	62.17		13:24:11.680

P35 2 GP		Nick BEDFORD		Yamaha - Banx Race Paint		
IDEAL LAP TIME : 1:25.824		BEST LAP TIME : 1:26.385		DIFFERENCE : 0.561		
LAP	SECTOR 1	SECTOR 2	LAP TIME	MPH	DIFF	TIME OF DAY
1 -		29.861	2:19.470	51.08	53.085	13:15:39.982
2 -	55.963	30.422	1:26.385 (1)	82.47		13:17:06.367
3 -	57.656	31.039	1:28.695 (2)	80.32	2.310	13:18:35.062
4 -	1:02.332	IN PIT	1:45.645 P	67.43	19.260	13:20:20.707

P36 14 R		Scot CHRISTIE		MZ -		
IDEAL LAP TIME : 1:50.576		BEST LAP TIME :		DIFFERENCE :		
LAP	SECTOR 1	SECTOR 2	LAP TIME	MPH	DIFF	TIME OF DAY
1 -		38.262	1:57.294	60.74		13:15:17.806

P37 37 GPF		Timothy POWELL		Aprilia -		
IDEAL LAP TIME :		BEST LAP TIME :		DIFFERENCE :		
LAP	SECTOR 1	SECTOR 2	LAP TIME	MPH	DIFF	TIME OF DAY
1 -		31.911	2:24.666	49.24		13:15:45.178

BMCRRC - MRO Championships 2019 - Rnd 4 @ Donington Park

BMZRC 250 MZs & Blue Haze 2-Stroke GP

RACE 1 - BEST SECTORS

		SECTOR 1		SECTOR 2		IDEAL / BEST COMPARISON						
POS	NO	NAME	TIME	NO	NAME	TIME	POS	NO	NAME	IDEAL	BEST	DIFF
									PERFECT LAP	1:20.069		
1	112	STAMPER	52.149	112	STAMPER	27.920	1	112	STAMPER	1:20.069	1:20.589	0.520
2	24	CARSON	52.698	24	CARSON	28.524	2	24	CARSON	1:21.222	1:21.368	0.146
3	7	MOORE	52.876	131	HOWARD	28.670	3	7	MOORE	1:21.737	1:21.892	0.155
4	3	BARRETT	53.281	7	MOORE	28.861	4	131	HOWARD	1:22.121	1:22.982	0.861
5	131	HOWARD	53.451	88	EDGE	29.009	5	3	BARRETT	1:22.304	1:22.817	0.513
6	15	PERKINS	53.860	15	PERKINS	29.023	6	15	PERKINS	1:22.883	1:23.476	0.593
7	88	EDGE	53.898	3	BARRETT	29.023	7	88	EDGE	1:22.907	1:23.184	0.277
8	55	TOLAND	54.514	127	HAYWARD	29.780	8	55	TOLAND	1:24.332	1:24.332	0.000
9	127	HAYWARD	55.244	55	TOLAND	29.818	9	127	HAYWARD	1:25.024	1:25.024	0.000
10	5	HOUSE	55.789	2	BEDFORD	29.861	10	5	HOUSE	1:25.811	1:26.626	0.815
11	2	BEDFORD	55.963	5	HOUSE	30.022	11	2	BEDFORD	1:25.824	1:26.385	0.561
12	22	BALLERINI	56.026	121	HUNTER	30.050	12	22	BALLERINI	1:26.172	1:26.468	0.296
13	121	HUNTER	56.227	22	BALLERINI	30.146	13	121	HUNTER	1:26.277	1:26.754	0.477
14	96	KENT	56.774	60	GOUGH	30.531	14	60	GOUGH	1:27.452	1:27.804	0.352
15	60	GOUGH	56.921	44	DESSOY	30.763	15	96	KENT	1:27.742	1:27.742	0.000
16	85	WALES	56.981	11	MACHARD	30.850	16	85	WALES	1:28.082	1:28.082	0.000
17	75	WOODALL	57.120	96	KENT	30.968	17	44	DESSOY	1:28.096	1:28.524	0.428
18	95	ROGERS	57.257	95	ROGERS	31.014	18	75	WOODALL	1:28.134	1:28.134	0.000
19	44	DESSOY	57.333	75	WOODALL	31.014	19	95	ROGERS	1:28.271	1:28.318	0.047
20	32	ASHMEAD	57.520	85	WALES	31.101	20	11	MACHARD	1:28.675	1:28.979	0.304
21	11	MACHARD	57.825	808	JOHNSON	31.305	21	32	ASHMEAD	1:28.838	1:29.476	0.638
22	808	JOHNSON	58.018	32	ASHMEAD	31.318	22	808	JOHNSON	1:29.323	1:29.323	0.000
23	69	ELLERAY	58.520	69	MANN	31.725	23	69	MANN	1:30.342	1:31.077	0.735
24	69	MANN	58.617	37	POWELL	31.911	24	69	ELLERAY	1:31.067	1:31.074	0.007
25	21	THURTTLE	59.235	56	TURNER	32.061	25	21	THURTTLE	1:31.728	1:31.728	0.000
26	56	TURNER	59.726	21	THURTTLE	32.493	26	56	TURNER	1:31.787	1:31.787	0.000
27	9	HOWLETT	1:00.016	69	ELLERAY	32.547	27	9	HOWLETT	1:32.633	1:32.633	0.000
28	113	NEWMAN	1:00.150	9	HOWLETT	32.617	28	113	NEWMAN	1:32.824	1:32.824	0.000
29	41	WILLIAMS	1:01.043	113	NEWMAN	32.674	29	41	WILLIAMS	1:34.044	1:34.538	0.494
30	93	JAMES	1:04.128	41	WILLIAMS	33.001	30	67	BAILEY	1:39.010	1:39.131	0.121
31	66	VINCENT	1:05.035	67	BAILEY	33.906	31	93	JAMES	1:39.633	1:39.871	0.238
32	67	BAILEY	1:05.104	66	VINCENT	34.761	32	66	VINCENT	1:39.796	1:40.417	0.621
33	6	ANSELL	1:05.978	6	ANSELL	35.193	33	6	ANSELL	1:41.171	1:41.425	0.254
34	343	SMOKER	1:10.244	93	JAMES	35.505	34	343	SMOKER	1:47.946	1:48.550	0.604
35	14	CHRISTIE	1:12.314	343	SMOKER	37.702	35	14	CHRISTIE	1:50.576		
36	61	COOK	1:15.886	61	COOK	38.255	36	61	COOK	1:54.141	1:54.587	0.446
37				14	CHRISTIE	38.262	37	37	POWELL			
38												

Weather / Track : Cloudy / Dry

Results can be found at www.tsl-timing.com

Donington Park National
 Circuit Length = 1.9790 miles
 Start: 13:13 Flag 13:23 End: 13:25

Printed - 13:27 Saturday, 18 May 2019



BMCRC - MRO Championships 2019 - Rnd 4 @ Donington Park

BMZRC 250 MZs & Blue Haze 2-Stroke GP

RACE 9 - GRID (7 Laps)

ROW 15	1		1		43	70 Andrew BURSCOUGH
ROW 14	42	37 Timothy POWELL	41	61 1:54.587 Russell COOK	40	67 1:39.131 Mark BAILEY
ROW 13	39	21 1:31.728 Stuart THURTLÉ	38	69 1:31.074 Mark ELLERAY	37	808 1:29.323 Mason JOHNSON
ROW 12	36	11 1:28.979 Gael MACHARD	35	60 1:27.804 Daniel GOUGH	34	121 1:26.754 Ben HUNTER
ROW 11	33	5 1:26.626 Max HOUSE	32	22 1:26.468 Rik BALLERINI	31	2 1:26.385 Nick BEDFORD
ROW 10	30	127 1:25.024 Richard HAYWARD	29	55 1:24.332 Paul TOLAND	28	15 1:23.476 Billy PERKINS
ROW 9	27	88 1:23.184 Mark EDGE	26	131 1:22.982 Steven HOWARD	25	3 1:22.817 Tom BARRETT
ROW 8	24	7 1:21.892 Peter MOORE	23	24 1:21.368 Scott CARSON	22	112 1:20.589 Jonathan STAMPER
ROW 7	21		20		19	
ROW 6	18		17		16	14 Scot CHRISTIE
ROW 5	15	343 1:48.550 Murray SMOKER	14	6 1:41.425 Paul ANSELL	13	66 1:40.417 Mark VINCENT
ROW 4	12	93 1:39.871 Ian JAMES	11	41 1:34.538 Gary WILLIAMS	10	113 1:32.824 Liam NEWMAN
ROW 3	9	9 1:32.633 Gary HOWLETT	8	56 1:31.787 Russell TURNER	7	69 1:31.077 Alexander MANN
ROW 2	6	32 1:29.476 John ASHMEAD	5	44 1:28.524 Robert DESSOY	4	95 1:28.318 Christopher ROGERS
ROW 1	3	75 1:28.134 Peter WOODALL	2	85 1:28.082 Andrew WALES	1	96 1:27.742 Chris KENT

Pole



Donington Park National
Circuit Length = 1.9790 miles

These results are provisional until the conclusion of any judicial and technical matters.

Clerk Of Course :	Timekeeper :
-------------------	--------------

Results can be found at www.tsl-timing.com

Printed - 13:53 Saturday, 18 May 2019





BMCRC - MRO Championships 2019 - Rnd 4 @ Donington Park

BMZRC 250 MZs & Blue Haze 2-Stroke GP

RACE 9 - CLASSIFICATION

POS	NO	CL	PIC NAME	ENTRY	LAPS	TIME	GAP	DIFF	MPH	BEST	ON
1	95		1 Christopher ROGERS	Mz - CB Racing	7	10:29.421			79.01	1:28.230	4
2	44		2 Robert DESSOY	MZ - Eastern Garage Racing	7	10:29.749	0.328	0.328	78.97	1:28.289	4
3	75		3 Peter WOODALL	MZ - Core Projects Ltd	7	10:29.885	0.464	0.136	78.96	1:28.243	3
4	96		4 Chris KENT	MZ - Buxton Powder Coating / Anglesey Motorbike (7	10:30.966	1.545	1.081	78.82	1:28.289	4
5	85		5 Andrew WALES	MZ - Illuminated Design LTD	7	10:31.324	1.903	0.358	78.78	1:28.484	3
6	69		6 Alexander MANN	Mz - HS RACING	7	10:32.934	3.513	1.610	78.58	1:29.179	3
7	112	GP	1 Jonathan STAMPER	Yamaha -	7	10:33.758	4.337	0.824	78.47	1:19.777	6
8	131	GP	2 Steven HOWARD	Yamaha - Howard Racing	7	10:34.865	5.444	1.107	78.34	1:20.681	2
9	24	GPF	1 Scott CARSON	Yamaha - Brian Grays Powerbiking,J K Flooring Cor	7	10:35.583	6.162	0.718	78.25	1:21.399	4
10	3	GP	3 Tom BARRETT	Honda - Aspire Classic Restoration	7	10:55.406	25.985	19.823	75.88	1:23.651	2
11	88	GP	4 Mark EDGE	Yamaha -	7	10:56.458	27.037	1.052	75.76	1:22.347	2
12	15	GPF	2 Billy PERKINS	Yamaha - Bexhill gearboxes	7	10:59.186	29.765	2.728	75.45	1:23.468	7
13	22	GPF	3 Rik BALLERINI	Yamaha - SCLS Ltd	7	11:00.252	30.831	1.066	75.32	1:23.499	2
14	55	GPF	4 Paul TOLAND	Yamaha -	7	11:00.296	30.875	0.044	75.32	1:24.139	6
15	9		7 Gary HOWLETT	MZ - HS Racing	7	11:02.259	32.838	1.963	75.10	1:31.960	7
16	113		8 Liam NEWMAN	MZ - Team newman racing	7	11:06.374	36.953	4.115	74.63	1:32.510	7
17	56		9 Russell TURNER	MZ -	7	11:07.297	37.876	0.923	74.53	1:32.043	7
18	41		10 Gary WILLIAMS	MZ -	7	11:07.575	38.154	0.278	74.50	1:32.681	7
19	127	GPF	5 Richard HAYWARD	Yamaha - Gforce Motorcycles	7	11:12.055	42.634	4.480	74.00	1:24.911	7
20	2	GP	5 Nick BEDFORD	Yamaha - Banx Race Paint	7	11:14.437	45.016	2.382	73.74	1:25.151	2
21	5	GPF	6 Max HOUSE	Yamaha -	7	11:14.821	45.400	0.384	73.70	1:26.012	4
22	121	GPF	7 Ben HUNTER	Yamaha -	7	11:23.820	54.399	8.999	72.73	1:27.747	7
23	11	GPF	8 Gael MACHARD	Aprilia -	7	11:24.148	54.727	0.328	72.69	1:27.575	5
24	60	GPF	9 Daniel GOUGH	Yamaha - G Force Motorcycles	7	11:24.363	54.942	0.215	72.67	1:27.383	7
25	808	GPF	10 Mason JOHNSON	Aprilia - D&D Racing	7	11:36.549	1:07.128	12.186	71.40	1:28.574	2
26	66		11 Mark VINCENT	MZ - Putoline	7	11:56.282	1:26.861	19.733	69.43	1:40.338	4
27	21	GP	6 Stuart THURTLIE	Honda - TeamTortoise	7	11:58.191	1:28.770	1.909	69.25	1:32.869	7
28	6	R	1 Paul ANSELL	MZ -	6	10:40.338	1 Lap	1 Lap	66.54	1:41.920	6
29	93		12 Ian JAMES	MZ - Chilton Motors	6	10:51.980	1 Lap	11.642	65.35	1:42.342	2
30	14	R	2 Scot CHRISTIE	MZ -	6	10:55.264	1 Lap	3.284	65.02	1:46.994	5
31	67	GPF	11 Mark BAILEY	Yamaha - Gforce motorcycles	6	10:55.784	1 Lap	0.520	64.97	1:37.045	6
32	61	GP	7 Russell COOK	Yamaha -	5	10:54.988	2 Laps	1 Lap	54.17	1:54.726	4

NOT CLASSIFIED

DNF	343	R	Murray SMOKER	MZ -	4	7:22.535	3 Laps	1 Lap	64.09	1:46.936	4
DNF	70	GPF	Andrew BURSCOUGH	Yamaha - Apollo Tuning	1	2:41.262	6 Laps	3 Laps	43.33		
DNF	32		John ASHMEAD	MZ -	0						
DNF	7	GPF	Peter MOORE	Yamaha - Station Garage , Isle of Man	0						

FASTEST LAP

112	GP	Jonathan STAMPER	Yamaha -	6	1:19.777	89.30 mph	143.72 kph
24	GPF	Scott CARSON	Yamaha - Brian Grays Powerbiking,J K Flooring Cor	4	1:21.399	87.52 mph	140.86 kph
95		Christopher ROGERS	Mz - CB Racing	4	1:28.230	80.75 mph	129.95 kph
6	R	Paul ANSELL	MZ -	6	1:41.920	69.90 mph	112.50 kph

Class - 92.5% of Race Speed = 73.08 mph
 Class GP - 92.5% of Race Speed = 72.58 mph
 Class GPF - 92.5% of Race Speed = 72.38 mph
 Class R - 92.5% of Race Speed = 61.54 mph

Weather / Track : Bright / Dry

These results are provisional until the conclusion of any judicial and technical matters.

Donington Park National
 Circuit Length = 1.9790 miles
 Start: 17:15 Flag 17:26 End: 17:28

Clerk Of Course :	Timekeeper :
-------------------	--------------

Results can be found at www.tsl-timing.com

Printed - 17:28 Saturday, 18 May 2019



BMCR - MRO Championships 2019 - Rnd 4 @ Donington Park

BMZRC 250 MZs & Blue Haze 2-Stroke GP

RACE 9 - LAP CHART

LAP 1 @ 17:17:31.708

NO	BEHIND	LAP TIME
96		1:33.310
95	0.299	1:33.609
75	0.385	1:33.695
44	0.815	1:34.125
85	0.930	1:34.240
69	1.067	1:34.377
113	4.499	1:37.809
56	5.222	1:38.532
9	5.279	1:38.589
41	6.837	1:40.147
66	12.144	1:45.454
93	12.837	1:46.147
6	22.067	1:55.377
14	22.728	1:56.038
343	24.603	1:57.913
24	51.340	2:24.650
131	51.769	2:25.079
88	53.933	2:27.243
112	54.195	2:27.505
55	55.563	2:28.873
3	56.049	2:29.359
15	56.580	2:29.890
22	56.927	2:30.237
2	58.588	2:31.898
121	59.584	2:32.894
127	59.937	2:33.247
5	1:01.271	2:34.581
60	1:01.791	2:35.101
11	1:02.345	2:35.655
808	1:03.004	2:36.314
21	1:05.981	2:39.291
70	1:07.952	2:41.262
67	1:10.075	2:43.385

LAP 2 @ 17:19:01.088

NO	BEHIND	LAP TIME
96		1:29.380
75	0.122	1:29.117
44	0.504	1:29.069
95	0.596	1:29.677
69	1.022	1:29.335
85	1.630	1:30.080
61	1 Lap	3:07.041
113	10.834	1:35.715
9	11.705	1:35.806
56	11.919	1:36.077
41	12.364	1:34.907
66	24.845	1:42.081
93	25.799	1:42.342
6	38.909	1:46.222
131	43.070	1:20.681
14	43.543	1:50.195
24	43.631	1:21.671
343	44.070	1:48.847
88	46.900	1:22.347
112	46.950	1:22.135
3	50.320	1:23.651
55	50.647	1:24.464
22	51.046	1:23.499
15	51.705	1:24.505
2	54.359	1:25.151
127	57.677	1:27.120

Weather / Track : Bright / Dry

Results can be found at www.tsl-timing.com

121	58.087	1:27.883
5	58.493	1:26.602
60	1:00.006	1:27.595
11	1:01.292	1:28.327
808	1:02.198	1:28.574
21	1:09.977	1:33.376
67	1:20.193	1:39.498

LAP 3 @ 17:20:29.453

NO	BEHIND	LAP TIME
75		1:28.243
44	0.612	1:28.473
96	0.700	1:29.065
95	0.824	1:28.593
85	1.749	1:28.484
69	1.836	1:29.179
9	18.222	1:34.882
56	19.659	1:36.105
113	19.763	1:37.294
41	20.178	1:36.179
61	1 Lap	1:57.962
131	35.707	1:21.002
24	36.722	1:21.456
66	39.155	1:42.675
93	40.217	1:42.783
112	40.488	1:21.903
88	43.697	1:25.162
3	45.753	1:23.798
55	48.923	1:26.641
22	49.134	1:26.453
15	49.569	1:26.229
2	53.602	1:27.608
127	54.869	1:25.557
5	56.682	1:26.554
6	58.415	1:47.871
121	59.144	1:29.422
60	59.774	1:28.133
11	1:01.620	1:28.693
14	1:02.673	1:47.495
808	1:04.426	1:30.593
343	1:04.544	1:48.839
21	1:14.736	1:33.124

LAP 4 @ 17:21:58.093

NO	BEHIND	LAP TIME
75		1:28.640
44	0.261	1:28.289
96	0.349	1:28.289
95	0.414	1:28.230
67	1 Lap	1:39.224
69	2.683	1:29.487
85	2.737	1:29.628
9	23.193	1:33.611
56	25.766	1:34.747
41	25.924	1:34.386
113	26.138	1:35.015
131	27.948	1:20.881
24	29.481	1:21.399
112	32.303	1:20.455
88	41.340	1:26.283
3	41.856	1:24.743
55	46.619	1:26.336
15	46.900	1:25.971
22	47.102	1:26.608

66	50.853	1:40.338
2	53.712	1:28.750
127	53.744	1:27.515
5	54.054	1:26.012
121	58.957	1:28.453
60	59.349	1:28.215
11	1:00.940	1:27.960
61	1 Lap	1:58.633
808	1:06.003	1:30.217
93	1:06.999	1:55.422
6	1:13.681	1:43.906
21	1:19.294	1:33.198
14	1:21.433	1:47.400
343	1:22.840	1:46.936

LAP 5 @ 17:23:27.744

NO	BEHIND	LAP TIME
75		1:29.651
44	0.189	1:29.579
96	0.288	1:29.590
95	0.317	1:29.554
85	2.444	1:29.358
69	2.559	1:29.527
67	1 Lap	1:38.218
131	20.494	1:22.197
24	22.030	1:22.200
112	23.952	1:21.300
9	27.476	1:33.934
113	30.484	1:33.997
41	30.684	1:34.411
56	30.923	1:34.808
88	36.335	1:24.646
3	36.432	1:24.227
55	41.859	1:24.891
22	42.071	1:24.620
15	42.271	1:25.022
2	51.349	1:27.288
127	51.691	1:27.598
5	51.711	1:27.308
121	58.315	1:29.009
11	58.864	1:27.575
60	58.971	1:29.273
66	1:01.728	1:40.526
808	1:06.631	1:30.279
21	1:22.919	1:33.276
93	1:24.797	1:47.449
61	1 Lap	1:54.726
6	1:29.072	1:45.042

LAP 6 @ 17:24:57.347

NO	BEHIND	LAP TIME
44		1:29.414
75	0.091	1:29.694
95	0.977	1:30.263
96	2.852	1:32.167
85	2.872	1:30.031
69	3.248	1:30.292
14	1 Lap	1:46.994
131	12.915	1:22.024
24	13.905	1:21.478
112	14.126	1:19.777
67	1 Lap	1:38.414
9	31.350	1:33.477
3	32.420	1:25.591

88	33.180	1:26.448
113	34.915	1:34.034
41	35.945	1:34.864
56	36.305	1:34.985
55	36.395	1:24.139
22	36.672	1:24.204
15	36.769	1:24.101
127	48.195	1:26.107
2	48.991	1:27.245
5	49.749	1:27.641
121	57.124	1:28.412
11	57.489	1:28.228
60	58.031	1:28.663
808	1:07.732	1:30.704
66	1:15.080	1:42.955
21	1:26.373	1:33.057

LAP 7 @ 17:26:27.819

NO	BEHIND	LAP TIME
95		1:29.495
44	0.328	1:30.800
75	0.464	1:30.845
96	1.545	1:29.165
85	1.903	1:29.503
69	3.513	1:30.737
112	4.337	1:20.683
131	5.444	1:23.001
24	6.162	1:22.729
6	1 Lap	1:41.920
93	1 Lap	1:57.837
61	2 Laps	1:56.626
14	1 Lap	1:47.142
3	25.985	1:24.037
67	1 Lap	1:37.045
88	27.037	1:24.329
15	29.765	1:23.468
22	30.831	1:24.631
55	30.875	1:24.952
9	32.838	1:31.960
113	36.953	1:32.510
56	37.876	1:32.043
41	38.154	1:32.681
127	42.634	1:24.911
2	45.016	1:26.497
5	45.400	1:26.123
121	54.399	1:27.747
11	54.727	1:27.710
60	54.942	1:27.383
808	1:07.128	1:29.868
66	1:26.861	1:42.253
21	1:28.770	1:32.869

Donington Park National
Circuit Length = 1.9790 miles
Start: 17:15 Flag 17:26 End: 17:28

Printed - 17:31 Saturday, 18 May 2019

BMCR - MRO Championships 2019 - Rnd 4 @ Donington Park

BMZRC 250 MZs & Blue Haze 2-Stroke GP

RACE 9 - SECTOR ANALYSIS



SECTOR 1 = FL to I1, SECTOR 2 = I1 to FL, DIFF = Difference To Personal Best Lap, P = Crossed Finish Line in Pit Lane, D = Time Disallowed

P1 95 Christopher ROGERS		Mz - CB Racing				
IDEAL LAP TIME : 1:28.172		BEST LAP TIME : 1:28.230		DIFFERENCE : 0.058		
LAP	SECTOR 1	SECTOR 2	LAP TIME	MPH	DIFF	TIME OF DAY
1 -			1:33.609	76.11	5.379	17:17:32.007
2 -	57.553	32.124	1:29.677	79.44	1.447	17:19:01.684
3 -	56.920	31.673	1:28.593 (2)	80.41	0.363	17:20:30.277
4 -	56.864	31.366	1:28.230 (1)	80.75		17:21:58.507
5 -	57.811	31.743	1:29.554	79.55	1.324	17:23:28.061
6 -	57.279	32.984	1:30.263	78.93	2.033	17:24:58.324
7 -	58.187	31.308	1:29.495 (3)	79.60	1.265	17:26:27.819

P2 44 Robert DESSOY		MZ - Eastern Garage Racing				
IDEAL LAP TIME : 1:28.048		BEST LAP TIME : 1:28.289		DIFFERENCE : 0.241		
LAP	SECTOR 1	SECTOR 2	LAP TIME	MPH	DIFF	TIME OF DAY
1 -			1:34.125	75.69	5.836	17:17:32.523
2 -	57.308	31.761	1:29.069 (3)	79.99	0.780	17:19:01.592
3 -	57.186	31.287	1:28.473 (2)	80.52	0.184	17:20:30.065
4 -	56.761	31.528	1:28.289 (1)	80.69		17:21:58.354
5 -	57.777	31.802	1:29.579	79.53	1.290	17:23:27.933
6 -	57.279	32.135	1:29.414	79.68	1.125	17:24:57.347
7 -	58.797	32.003	1:30.800	78.46	2.511	17:26:28.147

P3 75 Peter WOODALL		MZ - Core Projects Ltd				
IDEAL LAP TIME : 1:28.243		BEST LAP TIME : 1:28.243		DIFFERENCE : 0.000		
LAP	SECTOR 1	SECTOR 2	LAP TIME	MPH	DIFF	TIME OF DAY
1 -			1:33.695	76.04	5.452	17:17:32.093
2 -	56.950	32.167	1:29.117 (3)	79.94	0.874	17:19:01.210
3 -	56.747	31.496	1:28.243 (1)	80.73		17:20:29.453
4 -	56.956	31.684	1:28.640 (2)	80.37	0.397	17:21:58.093
5 -	58.153	31.498	1:29.651	79.47	1.408	17:23:27.744
6 -	57.426	32.268	1:29.694	79.43	1.451	17:24:57.438
7 -	58.462	32.383	1:30.845	78.42	2.602	17:26:28.283

P4 96 Chris KENT		MZ - Buxton Powder Coating / Anglesey Motorbike Club				
IDEAL LAP TIME : 1:27.831		BEST LAP TIME : 1:28.289		DIFFERENCE : 0.458		
LAP	SECTOR 1	SECTOR 2	LAP TIME	MPH	DIFF	TIME OF DAY
1 -			1:33.310	76.35	5.021	17:17:31.708
2 -	57.604	31.776	1:29.380	79.71	1.091	17:19:01.088
3 -	57.385	31.680	1:29.065 (2)	79.99	0.776	17:20:30.153
4 -	56.851	31.438	1:28.289 (1)	80.69		17:21:58.442
5 -	57.398	32.192	1:29.590	79.52	1.301	17:23:28.032
6 -	57.569	34.598	1:32.167	77.30	3.878	17:25:00.199
7 -	58.185	30.980	1:29.165 (3)	79.90	0.876	17:26:29.364

P5 85 Andrew WALES		MZ - Illuminated Design LTD				
IDEAL LAP TIME : 1:28.303		BEST LAP TIME : 1:28.484		DIFFERENCE : 0.181		
LAP	SECTOR 1	SECTOR 2	LAP TIME	MPH	DIFF	TIME OF DAY
1 -			1:34.240	75.60	5.756	17:17:32.638
2 -	57.718	32.362	1:30.080	79.09	1.596	17:19:02.718
3 -	56.879	31.605	1:28.484 (1)	80.51		17:20:31.202
4 -	57.653	31.975	1:29.628	79.49	1.144	17:22:00.830
5 -	57.902	31.456	1:29.358 (2)	79.73	0.874	17:23:30.188
6 -	58.321	31.710	1:30.031	79.13	1.547	17:25:00.219
7 -	58.079	31.424	1:29.503 (3)	79.60	1.019	17:26:29.722

P6 69 Alexander MANN		Mz - HS RACING				
IDEAL LAP TIME : 1:28.953		BEST LAP TIME : 1:29.179		DIFFERENCE : 0.226		
LAP	SECTOR 1	SECTOR 2	LAP TIME	MPH	DIFF	TIME OF DAY
1 -			1:34.240	75.60	5.756	17:17:32.638
2 -	57.718	32.362	1:30.080	79.09	1.596	17:19:02.718
3 -	56.879	31.605	1:28.484 (1)	80.51		17:20:31.202
4 -	57.653	31.975	1:29.628	79.49	1.144	17:22:00.830
5 -	57.902	31.456	1:29.358 (2)	79.73	0.874	17:23:30.188
6 -	58.321	31.710	1:30.031	79.13	1.547	17:25:00.219
7 -	58.079	31.424	1:29.503 (3)	79.60	1.019	17:26:29.722

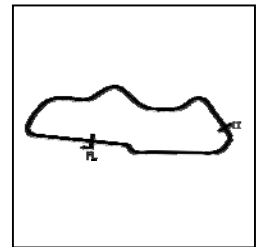
Weather / Track : Bright / Dry

Donington Park National
 Circuit Length = 1.9790 miles
 Start: 17:15 Flag 17:26 End: 17:28

BMCRC - MRO Championships 2019 - Rnd 4 @ Donington Park

BMZRC 250 MZs & Blue Haze 2-Stroke GP

RACE 9 - SECTOR ANALYSIS



SECTOR 1 = FL to I1, SECTOR 2 = I1 to FL, DIFF = Difference To Personal Best Lap, P = Crossed Finish Line in Pit Lane, D = Time Disallowed

1 -			1:34.377	75.49	5.198	17:17:32.775
2 -	57.392	31.943	1:29.335 (2)	79.75	0.156	17:19:02.110
3 -	57.339	31.840	1:29.179 (1)	79.89		17:20:31.289
4 -	57.420	32.067	1:29.487 (3)	79.61	0.308	17:22:00.776
5 -	57.660	31.867	1:29.527	79.58	0.348	17:23:30.303
6 -	58.678	31.614	1:30.292	78.90	1.113	17:25:00.595
7 -	58.799	31.938	1:30.737	78.51	1.558	17:26:31.332

P7 112 GP Jonathan STAMPER		Yamaha -				
IDEAL LAP TIME : 1:19.639		BEST LAP TIME : 1:19.777		DIFFERENCE : 0.138		
LAP	SECTOR 1	SECTOR 2	LAP TIME	MPH	DIFF	TIME OF DAY

1 -		28.971	2:27.505	48.30	1:07.728	17:18:25.903
2 -	53.733	28.402	1:22.135	86.74	2.358	17:19:48.038
3 -	53.378	28.525	1:21.903	86.98	2.126	17:21:09.941
4 -	52.037	28.418	1:20.455 (2)	88.55	0.678	17:22:30.396
5 -	53.182	28.118	1:21.300	87.63	1.523	17:23:51.696
6 -	51.531	28.246	1:19.777 (1)	89.30		17:25:11.473
7 -	52.575	28.108	1:20.683 (3)	88.30	0.906	17:26:32.156

P8 131 GP Steven HOWARD		Yamaha - Howard Racing				
IDEAL LAP TIME : 1:20.651		BEST LAP TIME : 1:20.681		DIFFERENCE : 0.030		
LAP	SECTOR 1	SECTOR 2	LAP TIME	MPH	DIFF	TIME OF DAY

1 -		28.476	2:25.079	49.10	1:04.398	17:18:23.477
2 -	52.703	27.978	1:20.681 (1)	88.30		17:19:44.158
3 -	52.673	28.329	1:21.002 (3)	87.95	0.321	17:21:05.160
4 -	52.794	28.087	1:20.881 (2)	88.08	0.200	17:22:26.041
5 -	54.104	28.093	1:22.197	86.67	1.516	17:23:48.238
6 -	53.754	28.270	1:22.024	86.86	1.343	17:25:10.262
7 -	54.577	28.424	1:23.001	85.83	2.320	17:26:33.263

P9 24 GPF Scott CARSON		Yamaha - Brian Grays Powerbiking, J K Flooring Contractors				
IDEAL LAP TIME : 1:21.241		BEST LAP TIME : 1:21.399		DIFFERENCE : 0.158		
LAP	SECTOR 1	SECTOR 2	LAP TIME	MPH	DIFF	TIME OF DAY

1 -		29.005	2:24.650	49.25	1:03.251	17:18:23.048
2 -	52.668	29.003	1:21.671	87.23	0.272	17:19:44.719
3 -	52.767	28.689	1:21.456 (2)	87.46	0.057	17:21:06.175
4 -	52.764	28.635	1:21.399 (1)	87.52		17:22:27.574
5 -	53.404	28.796	1:22.200	86.67	0.801	17:23:49.774
6 -	52.606	28.872	1:21.478 (3)	87.44	0.079	17:25:11.252
7 -	53.933	28.796	1:22.729	86.12	1.330	17:26:33.981

P10 3 GP Tom BARRETT		Honda - Aspire Classic Restoration				
IDEAL LAP TIME : 1:22.370		BEST LAP TIME : 1:23.651		DIFFERENCE : 1.281		
LAP	SECTOR 1	SECTOR 2	LAP TIME	MPH	DIFF	TIME OF DAY

1 -		30.158	2:29.359	47.70	1:05.708	17:18:27.757
2 -	54.037	29.614	1:23.651 (1)	85.17		17:19:51.408
3 -	54.693	29.105	1:23.798 (2)	85.02	0.147	17:21:15.206
4 -	55.489	29.254	1:24.743	84.07	1.092	17:22:39.949
5 -	54.453	29.774	1:24.227	84.58	0.576	17:24:04.176
6 -	56.148	29.443	1:25.591	83.24	1.940	17:25:29.767
7 -	53.265	30.772	1:24.037 (3)	84.77	0.386	17:26:53.804

P11 88 GP Mark EDGE		Yamaha -				
IDEAL LAP TIME : 1:22.347		BEST LAP TIME : 1:22.347		DIFFERENCE : 0.000		
LAP	SECTOR 1	SECTOR 2	LAP TIME	MPH	DIFF	TIME OF DAY

1 -		29.859	2:27.243	48.38	1:04.896	17:18:25.641
2 -	53.135	29.212	1:22.347 (1)	86.51		17:19:47.988
3 -	55.926	29.236	1:25.162	83.65	2.815	17:21:13.150
4 -	56.524	29.759	1:26.283	82.57	3.936	17:22:39.433

Weather / Track : Bright / Dry

Donington Park National
Circuit Length = 1.9790 miles
Start: 17:15 Flag 17:26 End: 17:28

BMCRC - MRO Championships 2019 - Rnd 4 @ Donington Park

BMZRC 250 MZs & Blue Haze 2-Stroke GP

RACE 9 - SECTOR ANALYSIS



SECTOR 1 = FL to I1, SECTOR 2 = I1 to FL, DIFF = Difference To Personal Best Lap, P = Crossed Finish Line in Pit Lane, D = Time Disallowed

5 -	54.694	29.952	1:24.646 (3)	84.16	2.299	17:24:04.079
6 -	56.616	29.832	1:26.448	82.41	4.101	17:25:30.527
7 -	54.650	29.679	1:24.329 (2)	84.48	1.982	17:26:54.856

P12 15 GPF Billy PERKINS			Yamaha - Bexhill gearboxes			
IDEAL LAP TIME : 1:23.468		BEST LAP TIME : 1:23.468	DIFFERENCE : 0.000			
LAP	SECTOR 1	SECTOR 2	LAP TIME	MPH	DIFF	TIME OF DAY
1 -		30.846	2:29.890	47.53	1:06.422	17:18:28.288
2 -	54.780	29.725	1:24.505 (3)	84.31	1.037	17:19:52.793
3 -	56.076	30.153	1:26.229	82.62	2.761	17:21:19.022
4 -	56.285	29.686	1:25.971	82.87	2.503	17:22:44.993
5 -	54.792	30.230	1:25.022	83.79	1.554	17:24:10.015
6 -	54.591	29.510	1:24.101 (2)	84.71	0.633	17:25:34.116
7 -	54.281	29.187	1:23.468 (1)	85.35		17:26:57.584

P13 22 GPF Rik BALLERINI			Yamaha - SCLS Ltd			
IDEAL LAP TIME : 1:23.094		BEST LAP TIME : 1:23.499	DIFFERENCE : 0.405			
LAP	SECTOR 1	SECTOR 2	LAP TIME	MPH	DIFF	TIME OF DAY
1 -		30.234	2:30.237	47.42	1:06.738	17:18:28.635
2 -	53.516	29.983	1:23.499 (1)	85.32		17:19:52.134
3 -	56.643	29.810	1:26.453	82.41	2.954	17:21:18.587
4 -	56.097	30.511	1:26.608	82.26	3.109	17:22:45.195
5 -	54.757	29.863	1:24.620 (3)	84.19	1.121	17:24:09.815
6 -	54.626	29.578	1:24.204 (2)	84.61	0.705	17:25:34.019
7 -	54.898	29.733	1:24.631	84.18	1.132	17:26:58.650

P14 55 GPF Paul TOLAND			Yamaha -			
IDEAL LAP TIME : 1:23.829		BEST LAP TIME : 1:24.139	DIFFERENCE : 0.310			
LAP	SECTOR 1	SECTOR 2	LAP TIME	MPH	DIFF	TIME OF DAY
1 -		30.288	2:28.873	47.85	1:04.734	17:18:27.271
2 -	54.327	30.137	1:24.464 (2)	84.35	0.325	17:19:51.735
3 -	56.475	30.166	1:26.641	82.23	2.502	17:21:18.376
4 -	55.914	30.422	1:26.336	82.52	2.197	17:22:44.712
5 -	54.848	30.043	1:24.891 (3)	83.92	0.752	17:24:09.603
6 -	54.637	29.502	1:24.139 (1)	84.67		17:25:33.742
7 -	54.684	30.268	1:24.952	83.86	0.813	17:26:58.694

P15 9 Gary HOWLETT			MZ - HS Racing			
IDEAL LAP TIME : 1:31.960		BEST LAP TIME : 1:31.960	DIFFERENCE : 0.000			
LAP	SECTOR 1	SECTOR 2	LAP TIME	MPH	DIFF	TIME OF DAY
1 -			1:38.589	72.26	6.629	17:17:36.987
2 -	1:01.389	34.417	1:35.806	74.36	3.846	17:19:12.793
3 -	1:01.710	33.172	1:34.882	75.08	2.922	17:20:47.675
4 -	1:00.438	33.173	1:33.611 (3)	76.10	1.651	17:22:21.286
5 -	1:00.139	33.795	1:33.934	75.84	1.974	17:23:55.220
6 -	1:00.354	33.123	1:33.477 (2)	76.21	1.517	17:25:28.697
7 -	59.162	32.798	1:31.960 (1)	77.47		17:27:00.657

P16 113 Liam NEWMAN			MZ - Team newman racing			
IDEAL LAP TIME : 1:32.462		BEST LAP TIME : 1:32.510	DIFFERENCE : 0.048			
LAP	SECTOR 1	SECTOR 2	LAP TIME	MPH	DIFF	TIME OF DAY
1 -			1:37.809	72.84	5.299	17:17:36.207
2 -	1:01.373	34.342	1:35.715	74.43	3.205	17:19:11.922
3 -	1:03.625	33.669	1:37.294	73.22	4.784	17:20:49.216
4 -	1:02.112	32.903	1:35.015	74.98	2.505	17:22:24.231
5 -	1:00.941	33.056	1:33.997 (2)	75.79	1.487	17:23:58.228
6 -	1:01.280	32.754	1:34.034 (3)	75.76	1.524	17:25:32.262
7 -	59.708	32.802	1:32.510 (1)	77.01		17:27:04.772

Weather / Track : Bright / Dry

Donington Park National
Circuit Length = 1.9790 miles
Start: 17:15 Flag 17:26 End: 17:28

BMCR - MRO Championships 2019 - Rnd 4 @ Donington Park

BMZRC 250 MZs & Blue Haze 2-Stroke GP

RACE 9 - SECTOR ANALYSIS



SECTOR 1 = FL to I1, SECTOR 2 = I1 to FL, DIFF = Difference To Personal Best Lap, P = Crossed Finish Line in Pit Lane, D = Time Disallowed

P17 56		Russell TURNER		MZ -		
IDEAL LAP TIME : 1:32.043		BEST LAP TIME : 1:32.043		DIFFERENCE : 0.000		
LAP	SECTOR 1	SECTOR 2	LAP TIME	MPH	DIFF	TIME OF DAY
1 -			1:38.532	72.30	6.489	17:17:36.930
2 -	1:01.325	34.752	1:36.077	74.15	4.034	17:19:13.007
3 -	1:02.827	33.278	1:36.105	74.13	4.062	17:20:49.112
4 -	1:01.375	33.372	1:34.747 (2)	75.19	2.704	17:22:23.859
5 -	1:01.292	33.516	1:34.808 (3)	75.14	2.765	17:23:58.667
6 -	1:02.139	32.846	1:34.985	75.00	2.942	17:25:33.652
7 -	59.443	32.600	1:32.043 (1)	77.40		17:27:05.695

P18 41		Gary WILLIAMS		MZ -		
IDEAL LAP TIME : 1:32.681		BEST LAP TIME : 1:32.681		DIFFERENCE : 0.000		
LAP	SECTOR 1	SECTOR 2	LAP TIME	MPH	DIFF	TIME OF DAY
1 -			1:40.147	71.14	7.466	17:17:38.545
2 -	1:01.435	33.472	1:34.907	75.06	2.226	17:19:13.452
3 -	1:03.104	33.075	1:36.179	74.07	3.498	17:20:49.631
4 -	1:01.345	33.041	1:34.386 (2)	75.48	1.705	17:22:24.017
5 -	1:00.510	33.901	1:34.411 (3)	75.46	1.730	17:23:58.428
6 -	1:01.679	33.185	1:34.864	75.10	2.183	17:25:33.292
7 -	1:00.314	32.367	1:32.681 (1)	76.87		17:27:05.973

P19 127 GPF		Richard HAYWARD		Yamaha - Gforce Motorcycles		
IDEAL LAP TIME : 1:24.876		BEST LAP TIME : 1:24.911		DIFFERENCE : 0.035		
LAP	SECTOR 1	SECTOR 2	LAP TIME	MPH	DIFF	TIME OF DAY
1 -		30.900	2:33.247	46.49	1:08.336	17:18:31.645
2 -	56.869	30.251	1:27.120	81.77	2.209	17:19:58.765
3 -	55.464	30.093	1:25.557 (2)	83.27	0.646	17:21:24.322
4 -	56.317	31.198	1:27.515	81.41	2.604	17:22:51.837
5 -	57.020	30.578	1:27.598	81.33	2.687	17:24:19.435
6 -	56.293	29.814	1:26.107 (3)	82.74	1.196	17:25:45.542
7 -	55.062	29.849	1:24.911 (1)	83.90		17:27:10.453

P20 2 GP		Nick BEDFORD		Yamaha - Banx Race Paint		
IDEAL LAP TIME : 1:25.151		BEST LAP TIME : 1:25.151		DIFFERENCE : 0.000		
LAP	SECTOR 1	SECTOR 2	LAP TIME	MPH	DIFF	TIME OF DAY
1 -		30.621	2:31.898	46.90	1:06.747	17:18:30.296
2 -	55.032	30.119	1:25.151 (1)	83.67		17:19:55.447
3 -	57.210	30.398	1:27.608	81.32	2.457	17:21:23.055
4 -	57.318	31.432	1:28.750	80.27	3.599	17:22:51.805
5 -	56.748	30.540	1:27.288	81.62	2.137	17:24:19.093
6 -	56.949	30.296	1:27.245 (3)	81.66	2.094	17:25:46.338
7 -	56.143	30.354	1:26.497 (2)	82.36	1.346	17:27:12.835

P21 5 GPF		Max HOUSE		Yamaha -		
IDEAL LAP TIME : 1:25.367		BEST LAP TIME : 1:26.012		DIFFERENCE : 0.645		
LAP	SECTOR 1	SECTOR 2	LAP TIME	MPH	DIFF	TIME OF DAY
1 -		31.038	2:34.581	46.08	1:08.569	17:18:32.979
2 -	55.768	30.834	1:26.602	82.26	0.590	17:19:59.581
3 -	56.246	30.308	1:26.554 (3)	82.31	0.542	17:21:26.135
4 -	55.070	30.942	1:26.012 (1)	82.83		17:22:52.147
5 -	57.011	30.297	1:27.308	81.60	1.296	17:24:19.455
6 -	56.954	30.687	1:27.641	81.29	1.629	17:25:47.096
7 -	55.144	30.979	1:26.123 (2)	82.72	0.111	17:27:13.219

P22 121 GPF		Ben HUNTER		Yamaha -		
IDEAL LAP TIME : 1:27.734		BEST LAP TIME : 1:27.747		DIFFERENCE : 0.013		
LAP	SECTOR 1	SECTOR 2	LAP TIME	MPH	DIFF	TIME OF DAY
1 -						
2 -						
3 -						
4 -						
5 -						
6 -						
7 -						

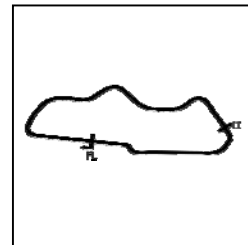
Weather / Track : Bright / Dry

Donington Park National
Circuit Length = 1.9790 miles
Start: 17:15 Flag 17:26 End: 17:28

BMCRC - MRO Championships 2019 - Rnd 4 @ Donington Park

BMZRC 250 MZs & Blue Haze 2-Stroke GP

RACE 9 - SECTOR ANALYSIS



SECTOR 1 = FL to I1, SECTOR 2 = I1 to FL, DIFF = Difference To Personal Best Lap, P = Crossed Finish Line in Pit Lane, D = Time Disallowed

1 -		30.779	2:32.894	46.59	1:05.147	17:18:31.292
2 -	56.971	30.912	1:27.883 (2)	81.06	0.136	17:19:59.175
3 -	57.552	31.870	1:29.422	79.67	1.675	17:21:28.597
4 -	57.172	31.281	1:28.453	80.54	0.706	17:22:57.050
5 -	58.100	30.909	1:29.009	80.04	1.262	17:24:26.059
6 -	57.599	30.813	1:28.412 (3)	80.58	0.665	17:25:54.471
7 -	56.955	30.792	1:27.747 (1)	81.19		17:27:22.218

P23 11 GPF Gael MACHARD			Aprilia -			
IDEAL LAP TIME : 1:26.990		BEST LAP TIME : 1:27.575		DIFFERENCE : 0.585		
LAP	SECTOR 1	SECTOR 2	LAP TIME	MPH	DIFF	TIME OF DAY
1 -		31.434	2:35.655	45.77	1:08.080	17:18:34.053
2 -	57.415	30.912	1:28.327	80.66	0.752	17:20:02.380
3 -	56.988	31.705	1:28.693	80.32	1.118	17:21:31.073
4 -	57.183	30.777	1:27.960 (3)	80.99	0.385	17:22:59.033
5 -	56.589	30.986	1:27.575 (1)	81.35		17:24:26.608
6 -	57.290	30.938	1:28.228	80.75	0.653	17:25:54.836
7 -	57.309	30.401	1:27.710 (2)	81.22	0.135	17:27:22.546

P24 60 GPF Daniel GOUGH			Yamaha - G Force Motorcycles			
IDEAL LAP TIME : 1:27.283		BEST LAP TIME : 1:27.383		DIFFERENCE : 0.100		
LAP	SECTOR 1	SECTOR 2	LAP TIME	MPH	DIFF	TIME OF DAY
1 -		31.253	2:35.101	45.93	1:07.718	17:18:33.499
2 -	56.909	30.686	1:27.595 (2)	81.33	0.212	17:20:01.094
3 -	56.597	31.536	1:28.133 (3)	80.83	0.750	17:21:29.227
4 -	56.869	31.346	1:28.215	80.76	0.832	17:22:57.442
5 -	58.038	31.235	1:29.273	79.80	1.890	17:24:26.715
6 -	57.584	31.079	1:28.663	80.35	1.280	17:25:55.378
7 -	56.667	30.716	1:27.383 (1)	81.53		17:27:22.761

P25 808 GPF Mason JOHNSON			Aprilia - D&D Racing			
IDEAL LAP TIME : 1:28.574		BEST LAP TIME : 1:28.574		DIFFERENCE : 0.000		
LAP	SECTOR 1	SECTOR 2	LAP TIME	MPH	DIFF	TIME OF DAY
1 -		32.869	2:36.314	45.57	1:07.740	17:18:34.712
2 -	57.429	31.145	1:28.574 (1)	80.43		17:20:03.286
3 -	57.504	33.089	1:30.593	78.64	2.019	17:21:33.879
4 -	58.454	31.763	1:30.217 (3)	78.97	1.643	17:23:04.096
5 -	58.807	31.472	1:30.279	78.91	1.705	17:24:34.375
6 -	59.102	31.602	1:30.704	78.54	2.130	17:26:05.079
7 -	58.264	31.604	1:29.868 (2)	79.27	1.294	17:27:34.947

P26 66 Mark VINCENT			MZ - Putoline			
IDEAL LAP TIME : 1:40.287		BEST LAP TIME : 1:40.338		DIFFERENCE : 0.051		
LAP	SECTOR 1	SECTOR 2	LAP TIME	MPH	DIFF	TIME OF DAY
1 -			1:45.454	67.56	5.116	17:17:43.852
2 -	1:05.979	36.102	1:42.081 (3)	69.79	1.743	17:19:25.933
3 -	1:06.149	36.526	1:42.675	69.39	2.337	17:21:08.608
4 -	1:04.913	35.425	1:40.338 (1)	71.00		17:22:48.946
5 -	1:05.152	35.374	1:40.526 (2)	70.87	0.188	17:24:29.472
6 -	1:07.094	35.861	1:42.955	69.20	2.617	17:26:12.427
7 -	1:06.306	35.947	1:42.253	69.67	1.915	17:27:54.680

P27 21 GP Stuart THURTLÉ			Honda - TeamTortoise			
IDEAL LAP TIME : 1:32.769		BEST LAP TIME : 1:32.869		DIFFERENCE : 0.100		
LAP	SECTOR 1	SECTOR 2	LAP TIME	MPH	DIFF	TIME OF DAY
1 -		32.991	2:39.291	44.72	1:06.422	17:18:37.689
2 -	1:00.360	33.016	1:33.376	76.30	0.507	17:20:11.065
3 -	1:00.506	32.618	1:33.124 (3)	76.50	0.255	17:21:44.189
4 -	1:00.296	32.902	1:33.198	76.44	0.329	17:23:17.387

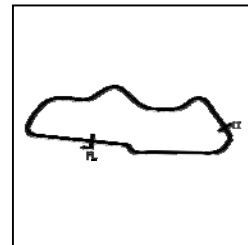
Weather / Track : Bright / Dry

Donington Park National
Circuit Length = 1.9790 miles
Start: 17:15 Flag 17:26 End: 17:28

BMCRC - MRO Championships 2019 - Rnd 4 @ Donington Park

BMZRC 250 MZs & Blue Haze 2-Stroke GP

RACE 9 - SECTOR ANALYSIS



SECTOR 1 = FL to I1, SECTOR 2 = I1 to FL, DIFF = Difference To Personal Best Lap, P = Crossed Finish Line in Pit Lane, D = Time Disallowed

5 -	1:00.601	32.675	1:33.276	76.38	0.407	17:24:50.663
6 -	1:00.526	32.531	1:33.057 (2)	76.56	0.188	17:26:23.720
7 -	1:00.238	32.631	1:32.869 (1)	76.71		17:27:56.589

P28	6 R	Paul ANSELL	MZ -			
IDEAL LAP TIME : 1:41.920		BEST LAP TIME : 1:41.920		DIFFERENCE : 0.000		
LAP	SECTOR 1	SECTOR 2	LAP TIME	MPH	DIFF	TIME OF DAY
1 -		39.153	1:55.377	61.75	13.457	17:17:53.775
2 -	1:09.897	36.325	1:46.222	67.07	4.302	17:19:39.997
3 -	1:09.411	38.460	1:47.871	66.04	5.951	17:21:27.868
4 -	1:07.173	36.733	1:43.906 (2)	68.56	1.986	17:23:11.774
5 -	1:07.408	37.634	1:45.042 (3)	67.82	3.122	17:24:56.816
6 -	1:06.679	35.241	1:41.920 (1)	69.90		17:26:38.736

P29	93	Ian JAMES	MZ - Chilton Motors			
IDEAL LAP TIME : 1:42.230		BEST LAP TIME : 1:42.342		DIFFERENCE : 0.112		
LAP	SECTOR 1	SECTOR 2	LAP TIME	MPH	DIFF	TIME OF DAY
1 -			1:46.147	67.12	3.805	17:17:44.545
2 -	1:05.977	36.365	1:42.342 (1)	69.61		17:19:26.887
3 -	1:06.530	36.253	1:42.783 (2)	69.31	0.441	17:21:09.670
4 -	1:06.813	48.609	1:55.422	61.72	13.080	17:23:05.092
5 -	1:08.779	38.670	1:47.449 (3)	66.30	5.107	17:24:52.541
6 -	1:08.325	49.512	1:57.837	60.46	15.495	17:26:50.378

P30	14 R	Scot CHRISTIE	MZ -			
IDEAL LAP TIME : 1:46.785		BEST LAP TIME : 1:46.994		DIFFERENCE : 0.209		
LAP	SECTOR 1	SECTOR 2	LAP TIME	MPH	DIFF	TIME OF DAY
1 -		40.133	1:56.038	61.39	9.044	17:17:54.436
2 -	1:11.870	38.325	1:50.195	64.65	3.201	17:19:44.631
3 -	1:10.089	37.406	1:47.495	66.27	0.501	17:21:32.126
4 -	1:09.865	37.535	1:47.400 (3)	66.33	0.406	17:23:19.526
5 -	1:10.074	36.920	1:46.994 (1)	66.58		17:25:06.520
6 -	1:10.111	37.031	1:47.142 (2)	66.49	0.148	17:26:53.662

P31	67 GPF	Mark BAILEY	Yamaha - Gforce motorcycles			
IDEAL LAP TIME : 1:36.655		BEST LAP TIME : 1:37.045		DIFFERENCE : 0.390		
LAP	SECTOR 1	SECTOR 2	LAP TIME	MPH	DIFF	TIME OF DAY
1 -		34.963	2:43.385	43.60	1:06.340	17:18:41.783
2 -	1:04.621	34.877	1:39.498	71.60	2.453	17:20:21.281
3 -	1:03.930	35.294	1:39.224	71.80	2.179	17:22:00.505
4 -	1:04.321	33.897	1:38.218 (2)	72.53	1.173	17:23:38.723
5 -	1:03.842	34.572	1:38.414 (3)	72.39	1.369	17:25:17.137
6 -	1:02.758	34.287	1:37.045 (1)	73.41		17:26:54.182

P32	61 GP	Russell COOK	Yamaha -			
IDEAL LAP TIME : 1:54.726		BEST LAP TIME : 1:54.726		DIFFERENCE : 0.000		
LAP	SECTOR 1	SECTOR 2	LAP TIME	MPH	DIFF	TIME OF DAY
1 -		40.881	3:07.041	38.09	1:12.315	17:19:05.439
2 -	1:18.327	39.635	1:57.962 (3)	60.39	3.236	17:21:03.401
3 -	1:17.809	40.824	1:58.633	60.05	3.907	17:23:02.034
4 -	1:16.406	38.320	1:54.726 (1)	62.10		17:24:56.760
5 -	1:17.568	39.058	1:56.626 (2)	61.08	1.900	17:26:53.386

P33	343 R	Murray SMOKER	MZ -			
IDEAL LAP TIME : 1:46.661		BEST LAP TIME : 1:46.936		DIFFERENCE : 0.275		
LAP	SECTOR 1	SECTOR 2	LAP TIME	MPH	DIFF	TIME OF DAY
1 -		41.621	1:57.913	60.42	10.977	17:17:56.311
2 -	1:10.801	38.046	1:48.847 (3)	65.45	1.911	17:19:45.158

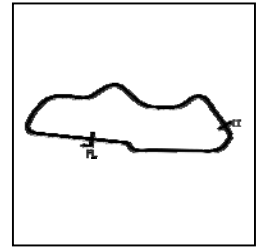
Weather / Track : Bright / Dry

Donington Park National
Circuit Length = 1.9790 miles
Start: 17:15 Flag 17:26 End: 17:28

BMCRC - MRO Championships 2019 - Rnd 4 @ Donington Park

BMZRC 250 MZs & Blue Haze 2-Stroke GP

RACE 9 - SECTOR ANALYSIS



SECTOR 1 = FL to I1, SECTOR 2 = I1 to FL, DIFF = Difference To Personal Best Lap, P = Crossed Finish Line in Pit Lane, D = Time Disallowed

3 -	1:11.401	37.438	1:48.839 (2)	65.46	1.903	17:21:33.997
4 -	1:09.223	37.713	1:46.936 (1)	66.62		17:23:20.933

P34	70 GPF	Andrew BURSCOUGH	Yamaha - Apollo Tuning			
IDEAL LAP TIME :		BEST LAP TIME :	DIFFERENCE :			
LAP	SECTOR 1	SECTOR 2	LAP TIME	MPH	DIFF	TIME OF DAY
1 -		33.479	2:41.262	44.18		17:18:39.660

BMCR - MRO Championships 2019 - Rnd 4 @ Donington Park

BMZRC 250 MZs & Blue Haze 2-Stroke GP

RACE 9 - BEST SECTORS

SECTOR 1			SECTOR 2			IDEAL / BEST COMPARISON						
POS	NO	NAME	TIME	NO	NAME	TIME	POS	NO	NAME	IDEAL	BEST	DIFF
									PERFECT LAP	1:19.509		
1	112	STAMPER	51.531	131	HOWARD	27.978	1	112	STAMPER	1:19.639	1:19.777	0.138
2	24	CARSON	52.606	112	STAMPER	28.108	2	131	HOWARD	1:20.651	1:20.681	0.030
3	131	HOWARD	52.673	24	CARSON	28.635	3	24	CARSON	1:21.241	1:21.399	0.158
4	88	EDGE	53.135	3	BARRETT	29.105	4	88	EDGE	1:22.347	1:22.347	0.000
5	3	BARRETT	53.265	15	PERKINS	29.187	5	3	BARRETT	1:22.370	1:23.651	1.281
6	22	BALLERINI	53.516	88	EDGE	29.212	6	22	BALLERINI	1:23.094	1:23.499	0.405
7	15	PERKINS	54.281	55	TOLAND	29.502	7	15	PERKINS	1:23.468	1:23.468	0.000
8	55	TOLAND	54.327	22	BALLERINI	29.578	8	55	TOLAND	1:23.829	1:24.139	0.310
9	2	BEDFORD	55.032	127	HAYWARD	29.814	9	127	HAYWARD	1:24.876	1:24.911	0.035
10	127	HAYWARD	55.062	2	BEDFORD	30.119	10	2	BEDFORD	1:25.151	1:25.151	0.000
11	5	HOUSE	55.070	5	HOUSE	30.297	11	5	HOUSE	1:25.367	1:26.012	0.645
12	11	MACHARD	56.589	11	MACHARD	30.401	12	11	MACHARD	1:26.990	1:27.575	0.585
13	60	GOUGH	56.597	60	GOUGH	30.686	13	60	GOUGH	1:27.283	1:27.383	0.100
14	75	WOODALL	56.747	121	HUNTER	30.779	14	121	HUNTER	1:27.734	1:27.747	0.013
15	44	DESSOY	56.761	96	KENT	30.980	15	96	KENT	1:27.831	1:28.289	0.458
16	96	KENT	56.851	808	JOHNSON	31.145	16	44	DESSOY	1:28.048	1:28.289	0.241
17	95	ROGERS	56.864	44	DESSOY	31.287	17	95	ROGERS	1:28.172	1:28.230	0.058
18	85	WALES	56.879	95	ROGERS	31.308	18	75	WOODALL	1:28.243	1:28.243	0.000
19	121	HUNTER	56.955	85	WALES	31.424	19	85	WALES	1:28.303	1:28.484	0.181
20	69	MANN	57.339	75	WOODALL	31.496	20	808	JOHNSON	1:28.574	1:28.574	0.000
21	808	JOHNSON	57.429	69	MANN	31.614	21	69	MANN	1:28.953	1:29.179	0.226
22	9	HOWLETT	59.162	41	WILLIAMS	32.367	22	9	HOWLETT	1:31.960	1:31.960	0.000
23	56	TURNER	59.443	21	THURTL	32.531	23	56	TURNER	1:32.043	1:32.043	0.000
24	113	NEWMAN	59.708	56	TURNER	32.600	24	113	NEWMAN	1:32.462	1:32.510	0.048
25	21	THURTL	1:00.238	113	NEWMAN	32.754	25	41	WILLIAMS	1:32.681	1:32.681	0.000
26	41	WILLIAMS	1:00.314	9	HOWLETT	32.798	26	21	THURTL	1:32.769	1:32.869	0.100
27	67	BAILEY	1:02.758	70	BURSCOUGH	33.479	27	67	BAILEY	1:36.655	1:37.045	0.390
28	66	VINCENT	1:04.913	67	BAILEY	33.897	28	66	VINCENT	1:40.287	1:40.338	0.051
29	93	JAMES	1:05.977	6	ANSELL	35.241	29	6	ANSELL	1:41.920	1:41.920	0.000
30	6	ANSELL	1:06.679	66	VINCENT	35.374	30	93	JAMES	1:42.230	1:42.342	0.112
31	343	SMOKER	1:09.223	93	JAMES	36.253	31	343	SMOKER	1:46.661	1:46.936	0.275
32	14	CHRISTIE	1:09.865	14	CHRISTIE	36.920	32	14	CHRISTIE	1:46.785	1:46.994	0.209
33	61	COOK	1:16.406	343	SMOKER	37.438	33	61	COOK	1:54.726	1:54.726	0.000
34				61	COOK	38.320	34	70	BURSCOUGH			
35												
36												

Weather / Track : Bright / Dry

Results can be found at www.tsl-timing.com

Donington Park National
 Circuit Length = 1.9790 miles
 Start: 17:15 Flag 17:26 End: 17:28

Printed - 17:31 Saturday, 18 May 2019



BMCRC - MRO Championships 2019 - Rnd 4 @ Donington Park

BMZRC 250 MZs & Blue Haze 2-Stroke GP

RACE 1 - GRID (10 Laps)

ROW 15	1		1		43	37 Timothy POWELL
ROW 14	42	69 Mark ELLERAY	41	70 Andrew BURSCOUGH	40	7 Peter MOORE
ROW 13	39	61 1:54.726 Russell COOK	38	67 1:37.045 Mark BAILEY	37	21 1:32.869 Stuart THURTLÉ
ROW 12	36	808 1:28.574 Mason JOHNSON	35	121 1:27.747 Ben HUNTER	34	11 1:27.575 Gael MACHARD
ROW 11	33	60 1:27.383 Daniel GOUGH	32	5 1:26.012 Max HOUSE	31	2 1:25.151 Nick BEDFORD
ROW 10	30	127 1:24.911 Richard HAYWARD	29	55 1:24.139 Paul TOLAND	28	3 1:23.651 Tom BARRETT
ROW 9	27	22 1:23.499 Rik BALLERINI	26	15 1:23.468 Billy PERKINS	25	88 1:22.347 Mark EDGE
ROW 8	24	24 1:21.399 Scott CARSON	23	131 1:20.681 Steven HOWARD	22	112 1:19.777 Jonathan STAMPER
ROW 7	21		20		19	
ROW 6	18		17		16	32 John ASHMEAD
ROW 5	15	14 1:46.994 Scot CHRISTIE	14	343 1:46.936 Murray SMOKER	13	93 1:42.342 Ian JAMES
ROW 4	12	6 1:41.920 Paul ANSELL	11	66 1:40.338 Mark VINCENT	10	41 1:32.681 Gary WILLIAMS
ROW 3	9	113 1:32.510 Liam NEWMAN	8	56 1:32.043 Russell TURNER	7	9 1:31.960 Gary HOWLETT
ROW 2	6	69 1:29.179 Alexander MANN	5	85 1:28.484 Andrew WALES	4	96 1:28.289 Chris KENT
ROW 1	3	44 1:28.289 Robert DESSOY	2	75 1:28.243 Peter WOODALL	1	95 1:28.230 Christopher ROGERS
						Pole

Donington Park National
Circuit Length = 1.9790 miles

These results are provisional until the conclusion of any judicial and technical matters.

Clerk Of Course :	Timekeeper :
-------------------	--------------

Results can be found at www.tsl-timing.com

Printed - 17:35 Saturday, 18 May 2019





BMCRC - MRO Championships 2019 - Rnd 4 @ Donington Park

BMZRC 250 MZs & Blue Haze 2-Stroke GP

RACE 1 - CLASSIFICATION

POS	NO	CL	PIC NAME	ENTRY	LAPS	TIME	GAP	DIFF	MPH	BEST	ON
1	112	GP	Jonathan STAMPER	Yamaha -	10	14:03.153			84.33	1:18.824	4
2	131	GP	Steven HOWARD	Yamaha - Howard Racing	10	14:04.483	1.330	1.330	84.20	1:19.246	10
3	24	GPF	Scott CARSON	Yamaha - Brian Grays Powerbiking,J K Flooring Cor	10	14:19.074	15.921	14.591	82.77	1:20.883	4
4	22	GPF	Rik BALLERINI	Yamaha - SCLS Ltd	10	14:43.772	40.619	24.698	80.46	1:22.742	6
5	75		Peter WOODALL	MZ - Core Projects Ltd	10	14:46.842	43.689	3.070	80.18	1:26.913	8
6	15	GPF	Billy PERKINS	Yamaha - Bexhill gearboxes	10	14:50.680	47.527	3.838	79.83	1:21.751	6
7	2	GP	Nick BEDFORD	Yamaha - Banx Race Paint	10	14:53.652	50.499	2.972	79.57	1:24.193	7
8	3	GP	Tom BARRETT	Honda - Aspire Classic Restoration	10	14:54.331	51.178	0.679	79.51	1:23.016	8
9	127	GPF	Richard HAYWARD	Yamaha - Gforce Motorcycles	10	14:55.419	52.266	1.088	79.41	1:24.285	9
10	55	GPF	Paul TOLAND	Yamaha -	10	14:56.258	53.105	0.839	79.34	1:24.434	9
11	44		Robert DESSOY	MZ - Eastern Garage Racing	10	14:56.816	53.663	0.558	79.29	1:28.428	4
12	85		Andrew WALES	MZ - Illuminated Design LTD	10	14:56.932	53.779	0.116	79.28	1:28.257	4
13	69		Alexander MANN	Mz - HS RACING	10	15:03.368	1:00.215	6.436	78.71	1:29.159	9
14	113		Liam NEWMAN	MZ - Team newman racing	10	15:13.177	1:10.024	9.809	77.87	1:30.040	4
15	11	GPF	Gael MACHARD	Aprilia -	10	15:13.366	1:10.213	0.189	77.85	1:24.395	10
16	60	GPF	Daniel GOUGH	Yamaha - G Force Motorcycles	10	15:14.776	1:11.623	1.410	77.73	1:25.827	9
17	5	GPF	Max HOUSE	Yamaha -	10	15:14.855	1:11.702	0.079	77.72	1:25.882	9
18	9		Gary HOWLETT	MZ - HS Racing	10	15:20.727	1:17.574	5.872	77.23	1:30.917	8
19	808	GPF	Mason JOHNSON	Aprilia - D&D Racing	10	15:27.365	1:24.212	6.638	76.67	1:27.593	4
20	56		Russell TURNER	MZ -	10	15:31.332	1:28.179	3.967	76.35	1:30.710	8
21	110	GPF	Gary WHEELER	Aprilia -	9	14:12.869	1 Lap	1 Lap	75.02	1:28.160	8
22	121	GPF	Ben HUNTER	Yamaha -	9	14:18.182	1 Lap	5.313	74.55	1:29.041	2
23	41		Gary WILLIAMS	MZ -	9	14:20.011	1 Lap	1.829	74.40	1:33.820	5
24	21	GP	Stuart THURTLIE	Honda - TeamTortoise	9	14:28.264	1 Lap	8.253	73.69	1:30.788	2
25	93		Ian JAMES	MZ - Chilton Motors	9	15:09.640	1 Lap	41.376	70.34	1:39.012	7
26	66		Mark VINCENT	MZ - Putoline	9	15:09.729	1 Lap	0.089	70.33	1:39.229	7
27	14	R	Scot CHRISTIE	MZ -	8	14:27.343	2 Laps	1 Lap	65.55	1:44.323	8
28	67	GPF	Mark BAILEY	Yamaha - Gforce motorcycles	8	14:33.269	2 Laps	5.926	65.11	1:41.320	6
29	343	R	Murray SMOKER	MZ -	8	14:33.333	2 Laps	0.064	65.10	1:46.255	5

NOT CLASSIFIED

DNF	95		Christopher ROGERS	Mz - CB Racing	9	13:18.272	1 Lap	0.000	80.15	1:27.144	8
DNF	123	GP	Rodger MARSH	Yamaha -	8	12:16.206	2 Laps	1 Lap	77.23	1:20.629	2
DNF	7	GPF	Peter MOORE	Yamaha - Station Garage , Isle of Man	3	4:55.060	7 Laps	5 Laps	71.97	1:21.918	2
DNF	70	GPF	Andrew BURSCOUGH	Yamaha - Apollo Tuning	2	3:52.939	8 Laps	1 Lap	60.58	1:34.183	2
DNF	96		Chris KENT	MZ - Buxton Powder Coating / Anglesey Motorbike (0						

FASTEST LAP

112	GP	Jonathan STAMPER	Yamaha -	4	1:18.824	90.38 mph	145.46 kph
24	GPF	Scott CARSON	Yamaha - Brian Grays Powerbiking,J K Flooring Cor	4	1:20.883	88.08 mph	141.76 kph
75		Peter WOODALL	MZ - Core Projects Ltd	8	1:26.913	81.97 mph	131.92 kph
14	R	Scot CHRISTIE	MZ -	8	1:44.323	68.29 mph	109.90 kph

No. 110 - Please fit a working transponder
 No. 22 - Please reposition transponder, poor signal
 Class GP - 92.5% of Race Speed = 78.00 mph
 Class GPF - 92.5% of Race Speed = 76.56 mph
 Class - 92.5% of Race Speed = 74.16 mph
 Class R - 92.5% of Race Speed = 60.63 mph

Weather / Track : Bright / Dry

These results are provisional until the conclusion of any judicial and technical matters.

Donington Park National
 Circuit Length = 1.9790 miles
 Start: 09:25 Flag 09:39 End: 09:41

Clerk Of Course :	Timekeeper :
-------------------	--------------



BMCRC - MRO Championships 2019 - Rnd 4 @ Donington Park

BMZRC 250 MZs & Blue Haze 2-Stroke GP

RACE 1 - LAP CHART

93	1 Lap	1:40.168
66	1 Lap	1:40.313
113	1:10.024	1:31.518
11	1:10.213	1:24.395
60	1:11.623	1:26.117
5	1:11.702	1:26.699
9	1:17.574	1:32.513
808	1:24.212	1:29.143
56	1:28.179	1:31.387

BMCR - MRO Championships 2019 - Rnd 4 @ Donington Park

BMZRC 250 MZs & Blue Haze 2-Stroke GP

RACE 1 - SECTOR ANALYSIS



SECTOR 1 = FL to I1, SECTOR 2 = I1 to FL, DIFF = Difference To Personal Best Lap, P = Crossed Finish Line in Pit Lane, D = Time Disallowed

P1 112 GP Jonathan STAMPER		Yamaha -				
IDEAL LAP TIME : 1:18.810		BEST LAP TIME : 1:18.824		DIFFERENCE : 0.014		
LAP	SECTOR 1	SECTOR 2	LAP TIME	MPH	DIFF	TIME OF DAY
1 -		28.360	2:03.840	57.53	45.016	09:27:46.931
2 -	52.050	27.853	1:19.903	89.16	1.079	09:29:06.834
3 -	51.736	28.468	1:20.204	88.83	1.380	09:30:27.038
4 -	51.368	27.456	1:18.824 (1)	90.38		09:31:45.862
5 -	52.765	27.847	1:20.612	88.38	1.788	09:33:06.474
6 -	51.674	27.787	1:19.461 (2)	89.66	0.637	09:34:25.935
7 -	51.481	29.226	1:20.707	88.27	1.883	09:35:46.642
8 -	51.589	27.914	1:19.503 (3)	89.61	0.679	09:37:06.145
9 -	51.574	28.550	1:20.124	88.92	1.300	09:38:26.269
10 -	52.533	27.442	1:19.975	89.08	1.151	09:39:46.244

P2 131 GP Steven HOWARD		Yamaha - Howard Racing				
IDEAL LAP TIME : 1:18.508		BEST LAP TIME : 1:19.246		DIFFERENCE : 0.738		
LAP	SECTOR 1	SECTOR 2	LAP TIME	MPH	DIFF	TIME OF DAY
1 -		28.125	2:01.999	58.39	42.753	09:27:45.090
2 -	52.848	27.698	1:20.546	88.45	1.300	09:29:05.636
3 -	52.563	29.112	1:21.675	87.23	2.429	09:30:27.311
4 -	52.574	28.177	1:20.751	88.22	1.505	09:31:48.062
5 -	54.099	27.941	1:22.040	86.84	2.794	09:33:10.102
6 -	51.717	27.829	1:19.546	89.56	0.300	09:34:29.648
7 -	51.176	28.105	1:19.281 (2)	89.86	0.035	09:35:48.929
8 -	51.315	28.035	1:19.350 (3)	89.78	0.104	09:37:08.279
9 -	51.130	28.919	1:20.049	89.00	0.803	09:38:28.328
10 -	51.868	27.378	1:19.246 (1)	89.90		09:39:47.574

P3 24 GPF Scott CARSON		Yamaha - Brian Grays Powerbiking, J K Flooring Contractors				
IDEAL LAP TIME : 1:20.807		BEST LAP TIME : 1:20.883		DIFFERENCE : 0.076		
LAP	SECTOR 1	SECTOR 2	LAP TIME	MPH	DIFF	TIME OF DAY
1 -		29.140	2:04.069	57.42	43.186	09:27:47.160
2 -	53.338	28.556	1:21.894	86.99	1.011	09:29:09.054
3 -	52.535	28.379	1:20.914 (2)	88.05	0.031	09:30:29.968
4 -	52.495	28.388	1:20.883 (1)	88.08		09:31:50.851
5 -	53.021	28.859	1:21.880	87.01	0.997	09:33:12.731
6 -	52.580	28.826	1:21.406	87.51	0.523	09:34:34.137
7 -	52.489	28.593	1:21.082 (3)	87.86	0.199	09:35:55.219
8 -	53.806	28.658	1:22.464	86.39	1.581	09:37:17.683
9 -	52.428	29.405	1:21.833	87.06	0.950	09:38:39.516
10 -	52.977	29.672	1:22.649	86.20	1.766	09:40:02.165

P4 22 GPF Rik BALLERINI		Yamaha - SCLS Ltd				
IDEAL LAP TIME : 1:22.742		BEST LAP TIME : 1:22.742		DIFFERENCE : 0.000		
LAP	SECTOR 1	SECTOR 2	LAP TIME	MPH	DIFF	TIME OF DAY
1 -		30.366	2:10.714	54.50	47.972	09:27:53.805
2 -	54.486	29.738	1:24.224	84.59	1.482	09:29:18.029
3 -	54.438	29.964	1:24.402	84.41	1.660	09:30:42.431
4 -	53.835	29.645	1:23.480 (3)	85.34	0.738	09:32:05.911
5 -	54.183	29.458	1:23.641	85.18	0.899	09:33:29.552
6 -	53.676	29.066	1:22.742 (1)	86.10		09:34:52.294
7 -	55.088	29.482	1:24.570	84.24	1.828	09:36:16.864
8 -	53.819	29.706	1:23.525	85.29	0.783	09:37:40.389
9 -	53.724	29.269	1:22.993 (2)	85.84	0.251	09:39:03.382
10 -	53.873	29.608	1:23.481	85.34	0.739	09:40:26.863

P5 75 Peter WOODALL		MZ - Core Projects Ltd				
IDEAL LAP TIME : 1:26.913		BEST LAP TIME : 1:26.913		DIFFERENCE : 0.000		
LAP	SECTOR 1	SECTOR 2	LAP TIME	MPH	DIFF	TIME OF DAY

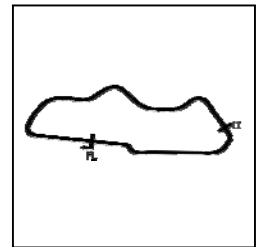
Weather / Track : Bright / Dry

Donington Park National
Circuit Length = 1.9790 miles
Start: 09:25 Flag 09:39 End: 09:41

BMCRC - MRO Championships 2019 - Rnd 4 @ Donington Park

BMZRC 250 MZs & Blue Haze 2-Stroke GP

RACE 1 - SECTOR ANALYSIS



SECTOR 1 = FL to I1, SECTOR 2 = I1 to FL, DIFF = Difference To Personal Best Lap, P = Crossed Finish Line in Pit Lane, D = Time Disallowed

1 -		31.819	1:34.108	75.70	7.195	09:27:17.199
2 -	56.987	31.372	1:28.359	80.63	1.446	09:28:45.558
3 -	57.510	31.794	1:29.304	79.77	2.391	09:30:14.862
4 -	56.958	31.425	1:28.383	80.61	1.470	09:31:43.245
5 -	57.272	31.181	1:28.453	80.54	1.540	09:33:11.698
6 -	57.389	31.386	1:28.775	80.25	1.862	09:34:40.473
7 -	56.169	30.836	1:27.005 (2)	81.88	0.092	09:36:07.478
8 -	56.125	30.788	1:26.913 (1)	81.97		09:37:34.391
9 -	56.744	30.803	1:27.547 (3)	81.38	0.634	09:39:01.938
10 -	56.216	31.779	1:27.995	80.96	1.082	09:40:29.933

P6 15 GPF Billy PERKINS			Yamaha - Bexhill gearboxes			
IDEAL LAP TIME : 1:21.517		BEST LAP TIME : 1:21.751	DIFFERENCE : 0.234			
LAP	SECTOR 1	SECTOR 2	LAP TIME	MPH	DIFF	TIME OF DAY
1 -		29.504	2:06.599	56.27	44.848	09:27:49.690
2 -	54.172	28.940	1:23.112	85.72	1.361	09:29:12.802
3 -	52.901	39.410	1:32.311	77.18	10.560	09:30:45.113
4 -	53.577	30.006	1:23.583	85.24	1.832	09:32:08.696
5 -	53.698	28.689	1:22.387 (3)	86.47	0.636	09:33:31.083
6 -	53.095	28.656	1:21.751 (1)	87.15		09:34:52.834
7 -	1:02.494	28.876	1:31.370	77.97	9.619	09:36:24.204
8 -	54.081	29.681	1:23.762	85.05	2.011	09:37:47.966
9 -	53.540	30.190	1:23.730	85.09	1.979	09:39:11.696
10 -	52.861	29.214	1:22.075 (2)	86.80	0.324	09:40:33.771

P7 2 GP Nick BEDFORD			Yamaha - Banx Race Paint			
IDEAL LAP TIME : 1:23.624		BEST LAP TIME : 1:24.193	DIFFERENCE : 0.569			
LAP	SECTOR 1	SECTOR 2	LAP TIME	MPH	DIFF	TIME OF DAY
1 -		29.994	2:09.998	54.80	45.805	09:27:53.089
2 -	55.621	29.976	1:25.597	83.23	1.404	09:29:18.686
3 -	55.344	29.525	1:24.869	83.94	0.676	09:30:43.555
4 -	54.794	29.930	1:24.724	84.09	0.531	09:32:08.279
5 -	55.114	29.424	1:24.538 (3)	84.27	0.345	09:33:32.817
6 -	56.507	29.454	1:25.961	82.88	1.768	09:34:58.778
7 -	54.935	29.258	1:24.193 (1)	84.62		09:36:22.971
8 -	54.539	30.125	1:24.664	84.15	0.471	09:37:47.635
9 -	54.366	29.895	1:24.261 (2)	84.55	0.068	09:39:11.896
10 -	55.389	29.458	1:24.847	83.97	0.654	09:40:36.743

P8 3 GP Tom BARRETT			Honda - Aspire Classic Restoration			
IDEAL LAP TIME : 1:22.444		BEST LAP TIME : 1:23.016	DIFFERENCE : 0.572			
LAP	SECTOR 1	SECTOR 2	LAP TIME	MPH	DIFF	TIME OF DAY
1 -		31.153	2:16.143	52.33	53.127	09:27:59.234
2 -	55.903	30.302	1:26.205	82.64	3.189	09:29:25.439
3 -	54.710	29.883	1:24.593	84.22	1.577	09:30:50.032
4 -	53.820	29.212	1:23.032 (2)	85.80	0.016	09:32:13.064
5 -	54.672	28.966	1:23.638	85.18	0.622	09:33:36.702
6 -	54.554	28.624	1:23.178 (3)	85.65	0.162	09:34:59.880
7 -	56.342	29.101	1:25.443	83.38	2.427	09:36:25.323
8 -	53.843	29.173	1:23.016 (1)	85.82		09:37:48.339
9 -	54.320	29.368	1:23.688	85.13	0.672	09:39:12.027
10 -	55.632	29.763	1:25.395	83.43	2.379	09:40:37.422

P9 127 GPF Richard HAYWARD			Yamaha - Gforce Motorcycles			
IDEAL LAP TIME : 1:23.903		BEST LAP TIME : 1:24.285	DIFFERENCE : 0.382			
LAP	SECTOR 1	SECTOR 2	LAP TIME	MPH	DIFF	TIME OF DAY
1 -		30.040	2:08.269	55.54	43.984	09:27:51.360
2 -	55.198	29.671	1:24.869 (2)	83.94	0.584	09:29:16.229
3 -	56.118	30.006	1:26.124	82.72	1.839	09:30:42.353
4 -	54.964	29.940	1:24.904 (3)	83.91	0.619	09:32:07.257

Weather / Track : Bright / Dry

Donington Park National
Circuit Length = 1.9790 miles
Start: 09:25 Flag 09:39 End: 09:41

BMCRC - MRO Championships 2019 - Rnd 4 @ Donington Park

BMZRC 250 MZs & Blue Haze 2-Stroke GP

RACE 1 - SECTOR ANALYSIS



SECTOR 1 = FL to I1, SECTOR 2 = I1 to FL, DIFF = Difference To Personal Best Lap, P = Crossed Finish Line in Pit Lane, D = Time Disallowed

5 -	54.232	30.856	1:25.088	83.73	0.803	09:33:32.345
6 -	55.298	29.960	1:25.258	83.56	0.973	09:34:57.603
7 -	55.118	29.870	1:24.988	83.83	0.703	09:36:22.591
8 -	55.780	29.757	1:25.537	83.29	1.252	09:37:48.128
9 -	54.362	29.923	1:24.285 (1)	84.53		09:39:12.413
10 -	55.627	30.470	1:26.097	82.75	1.812	09:40:38.510

P10	55 GPF	Paul TOLAND	Yamaha -			
IDEAL LAP TIME : 1:23.840		BEST LAP TIME : 1:24.434	DIFFERENCE : 0.594			

LAP	SECTOR 1	SECTOR 2	LAP TIME	MPH	DIFF	TIME OF DAY
1 -		30.026	2:07.639	55.81	43.205	09:27:50.730
2 -	55.154	29.802	1:24.956	83.86	0.522	09:29:15.686
3 -	56.327	30.000	1:26.327	82.53	1.893	09:30:42.013
4 -	54.986	29.711	1:24.697 (2)	84.11	0.263	09:32:06.710
5 -	54.319	30.617	1:24.936	83.88	0.502	09:33:31.646
6 -	55.742	29.852	1:25.594	83.23	1.160	09:34:57.240
7 -	55.205	30.082	1:25.287	83.53	0.853	09:36:22.527
8 -	54.731	29.981	1:24.712 (3)	84.10	0.278	09:37:47.239
9 -	54.129	30.305	1:24.434 (1)	84.38		09:39:11.673
10 -	56.169	31.507	1:27.676	81.26	3.242	09:40:39.349

P11	44	Robert DESSOY	MZ - Eastern Garage Racing			
IDEAL LAP TIME : 1:27.729		BEST LAP TIME : 1:28.428	DIFFERENCE : 0.699			

LAP	SECTOR 1	SECTOR 2	LAP TIME	MPH	DIFF	TIME OF DAY
1 -		32.894	1:34.917	75.06	6.489	09:27:18.008
2 -	57.929	31.653	1:29.582	79.53	1.154	09:28:47.590
3 -	57.919	31.170	1:29.089	79.97	0.661	09:30:16.679
4 -	57.167	31.261	1:28.428 (1)	80.56		09:31:45.107
5 -	59.557	30.908	1:30.465	78.75	2.037	09:33:15.572
6 -	57.039	31.390	1:28.429 (2)	80.56	0.001	09:34:44.001
7 -	57.519	31.332	1:28.851	80.18	0.423	09:36:12.852
8 -	57.408	31.272	1:28.680	80.34	0.252	09:37:41.532
9 -	56.821	31.801	1:28.622 (3)	80.39	0.194	09:39:10.154
10 -	56.889	32.864	1:29.753	79.38	1.325	09:40:39.907

P12	85	Andrew WALES	MZ - Illuminated Design LTD			
IDEAL LAP TIME : 1:27.678		BEST LAP TIME : 1:28.257	DIFFERENCE : 0.579			

LAP	SECTOR 1	SECTOR 2	LAP TIME	MPH	DIFF	TIME OF DAY
1 -		32.311	1:35.006	74.99	6.749	09:27:18.097
2 -	57.946	31.610	1:29.556	79.55	1.299	09:28:47.653
3 -	57.982	31.279	1:29.261	79.81	1.004	09:30:16.914
4 -	57.050	31.207	1:28.257 (1)	80.72		09:31:45.171
5 -	58.904	31.208	1:30.112	79.06	1.855	09:33:15.283
6 -	57.495	31.537	1:29.032	80.02	0.775	09:34:44.315
7 -	57.292	31.416	1:28.708 (3)	80.31	0.451	09:36:13.023
8 -	57.192	31.607	1:28.799	80.23	0.542	09:37:41.822
9 -	56.471	32.030	1:28.501 (2)	80.50	0.244	09:39:10.323
10 -	57.005	32.695	1:29.700	79.42	1.443	09:40:40.023

P13	69	Alexander MANN	Mz - HS RACING			
IDEAL LAP TIME : 1:28.936		BEST LAP TIME : 1:29.159	DIFFERENCE : 0.223			

LAP	SECTOR 1	SECTOR 2	LAP TIME	MPH	DIFF	TIME OF DAY
1 -		32.572	1:35.480	74.61	6.321	09:27:18.571
2 -	58.107	32.130	1:30.237	78.95	1.078	09:28:48.808
3 -	57.849	31.688	1:29.537 (3)	79.57	0.378	09:30:18.345
4 -	58.303	31.820	1:30.123	79.05	0.964	09:31:48.468
5 -	57.764	31.776	1:29.540	79.56	0.381	09:33:18.008
6 -	57.643	31.792	1:29.435 (2)	79.66	0.276	09:34:47.443
7 -	58.044	31.563	1:29.607	79.50	0.448	09:36:17.050
8 -	57.811	32.267	1:30.078	79.09	0.919	09:37:47.128

Weather / Track : Bright / Dry

Donington Park National
Circuit Length = 1.9790 miles
Start: 09:25 Flag 09:39 End: 09:41

BMCRC - MRO Championships 2019 - Rnd 4 @ Donington Park

BMZRC 250 MZs & Blue Haze 2-Stroke GP

RACE 1 - SECTOR ANALYSIS



SECTOR 1 = FL to I1, SECTOR 2 = I1 to FL, DIFF = Difference To Personal Best Lap, P = Crossed Finish Line in Pit Lane, D = Time Disallowed

9 -	57.373	31.786	1:29.159 (1)	79.90		09:39:16.287
10 -	57.941	32.231	1:30.172	79.01	1.013	09:40:46.459

P14 113		Liam NEWMAN		MZ - Team newman racing			
IDEAL LAP TIME : 1:30.021		BEST LAP TIME : 1:30.040		DIFFERENCE : 0.019			
LAP	SECTOR 1	SECTOR 2	LAP TIME	MPH	DIFF	TIME OF DAY	
1 -		32.339	1:34.825	75.13	4.785	09:27:17.916	
2 -	58.536	33.135	1:31.671	77.71	1.631	09:28:49.587	
3 -	58.245	31.908	1:30.153 (2)	79.02	0.113	09:30:19.740	
4 -	58.155	31.885	1:30.040 (1)	79.12		09:31:49.780	
5 -	58.569	31.961	1:30.530 (3)	78.69	0.490	09:33:20.310	
6 -	58.535	32.070	1:30.605	78.63	0.565	09:34:50.915	
7 -	59.154	31.866	1:31.020	78.27	0.980	09:36:21.935	
8 -	58.959	32.050	1:31.009	78.28	0.969	09:37:52.944	
9 -	59.299	32.507	1:31.806	77.60	1.766	09:39:24.750	
10 -	59.304	32.214	1:31.518	77.84	1.478	09:40:56.268	

P15 11 GPF		Gael MACHARD		Aprilia -			
IDEAL LAP TIME : 1:24.364		BEST LAP TIME : 1:24.395		DIFFERENCE : 0.031			
LAP	SECTOR 1	SECTOR 2	LAP TIME	MPH	DIFF	TIME OF DAY	
1 -		31.401	2:14.755	52.87	50.360	09:27:57.846	
2 -	57.692	31.088	1:28.780	80.25	4.385	09:29:26.626	
3 -	57.962	30.928	1:28.890	80.15	4.495	09:30:55.516	
4 -	57.699	30.281	1:27.980	80.98	3.585	09:32:23.496	
5 -	56.007	29.735	1:25.742	83.09	1.347	09:33:49.238	
6 -	55.509	29.798	1:25.307 (3)	83.51	0.912	09:35:14.545	
7 -	55.046	29.636	1:24.682 (2)	84.13	0.287	09:36:39.227	
8 -	56.609	30.385	1:26.994	81.89	2.599	09:38:06.221	
9 -	55.382	30.459	1:25.841	82.99	1.446	09:39:32.062	
10 -	55.077	29.318	1:24.395 (1)	84.42		09:40:56.457	

P16 60 GPF		Daniel GOUGH		Yamaha - G Force Motorcycles			
IDEAL LAP TIME : 1:25.710		BEST LAP TIME : 1:25.827		DIFFERENCE : 0.117			
LAP	SECTOR 1	SECTOR 2	LAP TIME	MPH	DIFF	TIME OF DAY	
1 -		30.895	2:10.619	54.54	44.792	09:27:53.710	
2 -	57.329	30.973	1:28.302	80.68	2.475	09:29:22.012	
3 -	57.693	31.219	1:28.912	80.13	3.085	09:30:50.924	
4 -	56.771	30.517	1:27.288	81.62	1.461	09:32:18.212	
5 -	55.858	30.621	1:26.479	82.38	0.652	09:33:44.691	
6 -	56.578	30.908	1:27.486	81.43	1.659	09:35:12.177	
7 -	55.497	30.349	1:25.846 (2)	82.99	0.019	09:36:38.023	
8 -	57.093	30.807	1:27.900	81.05	2.073	09:38:05.923	
9 -	55.554	30.273	1:25.827 (1)	83.01		09:39:31.750	
10 -	55.904	30.213	1:26.117 (3)	82.73	0.290	09:40:57.867	

P17 5 GPF		Max HOUSE		Yamaha -			
IDEAL LAP TIME : 1:25.882		BEST LAP TIME : 1:25.882		DIFFERENCE : 0.000			
LAP	SECTOR 1	SECTOR 2	LAP TIME	MPH	DIFF	TIME OF DAY	
1 -		31.081	2:11.536	54.16	45.654	09:27:54.627	
2 -	56.662	31.092	1:27.754	81.18	1.872	09:29:22.381	
3 -	57.057	31.323	1:28.380	80.61	2.498	09:30:50.761	
4 -	55.786	30.806	1:26.592 (3)	82.27	0.710	09:32:17.353	
5 -	56.136	30.613	1:26.749	82.12	0.867	09:33:44.102	
6 -	56.768	30.510	1:27.278	81.63	1.396	09:35:11.380	
7 -	56.487	30.979	1:27.466	81.45	1.584	09:36:38.846	
8 -	56.193	30.326	1:26.519 (2)	82.34	0.637	09:38:05.365	
9 -	55.578	30.304	1:25.882 (1)	82.95		09:39:31.247	
10 -	55.611	31.088	1:26.699	82.17	0.817	09:40:57.946	

Weather / Track : Bright / Dry

Donington Park National
Circuit Length = 1.9790 miles
Start: 09:25 Flag 09:39 End: 09:41

BMCRC - MRO Championships 2019 - Rnd 4 @ Donington Park

BMZRC 250 MZs & Blue Haze 2-Stroke GP

RACE 1 - SECTOR ANALYSIS



SECTOR 1 = FL to I1, SECTOR 2 = I1 to FL, DIFF = Difference To Personal Best Lap, P = Crossed Finish Line in Pit Lane, D = Time Disallowed

P18 9		Gary HOWLETT		MZ - HS Racing		
IDEAL LAP TIME : 1:30.805		BEST LAP TIME : 1:30.917		DIFFERENCE : 0.112		
LAP	SECTOR 1	SECTOR 2	LAP TIME	MPH	DIFF	TIME OF DAY
1 -		32.832	1:36.533	73.80	5.616	09:27:19.624
2 -	58.864	32.805	1:31.669	77.72	0.752	09:28:51.293
3 -	58.828	32.431	1:31.259 (3)	78.07	0.342	09:30:22.552
4 -	59.392	32.312	1:31.704	77.69	0.787	09:31:54.256
5 -	58.576	32.972	1:31.548	77.82	0.631	09:33:25.804
6 -	59.290	32.425	1:31.715	77.68	0.798	09:34:57.519
7 -	59.382	32.252	1:31.634	77.75	0.717	09:36:29.153
8 -	58.688	32.229	1:30.917 (1)	78.36		09:38:00.070
9 -	58.721	32.514	1:31.235 (2)	78.09	0.318	09:39:31.305
10 -	59.324	33.189	1:32.513	77.01	1.596	09:41:03.818

P19 808 GPF		Mason JOHNSON		Aprilia - D&D Racing		
IDEAL LAP TIME : 1:27.299		BEST LAP TIME : 1:27.593		DIFFERENCE : 0.294		
LAP	SECTOR 1	SECTOR 2	LAP TIME	MPH	DIFF	TIME OF DAY
1 -		31.043	2:12.881	53.61	45.288	09:27:55.972
2 -	56.890	31.117	1:28.007	80.95	0.414	09:29:23.979
3 -	56.752	30.919	1:27.671 (2)	81.26	0.078	09:30:51.650
4 -	56.985	30.608	1:27.593 (1)	81.33		09:32:19.243
5 -	56.897	30.783	1:27.680 (3)	81.25	0.087	09:33:46.923
6 -	57.566	31.060	1:28.626	80.38	1.033	09:35:15.549
7 -	56.691	31.164	1:27.855	81.09	0.262	09:36:43.404
8 -	57.642	30.888	1:28.530	80.47	0.937	09:38:11.934
9 -	58.066	31.313	1:29.379	79.71	1.786	09:39:41.313
10 -	57.775	31.368	1:29.143	79.92	1.550	09:41:10.456

P20 56		Russell TURNER		MZ -		
IDEAL LAP TIME : 1:30.360		BEST LAP TIME : 1:30.710		DIFFERENCE : 0.350		
LAP	SECTOR 1	SECTOR 2	LAP TIME	MPH	DIFF	TIME OF DAY
1 -		33.001	1:38.276	72.49	7.566	09:27:21.367
2 -	1:00.277	33.086	1:33.363	76.31	2.653	09:28:54.730
3 -	1:00.350	33.062	1:33.412	76.27	2.702	09:30:28.142
4 -	59.653	32.547	1:32.200	77.27	1.490	09:32:00.342
5 -	1:00.672	32.909	1:33.581	76.13	2.871	09:33:33.923
6 -	59.761	32.397	1:32.158 (3)	77.30	1.448	09:35:06.081
7 -	59.630	34.115	1:33.745	76.00	3.035	09:36:39.826
8 -	58.955	31.755	1:30.710 (1)	78.54		09:38:10.536
9 -	1:00.075	32.425	1:32.500	77.02	1.790	09:39:43.036
10 -	58.605	32.782	1:31.387 (2)	77.96	0.677	09:41:14.423

P21 110 GPF		Gary WHEELER		Aprilia -		
IDEAL LAP TIME :		BEST LAP TIME : 1:28.160		DIFFERENCE :		
LAP	SECTOR 1	SECTOR 2	LAP TIME	MPH	DIFF	TIME OF DAY
1 -			2:17.011	52.00	48.851	09:28:00.102
2 -			1:29.166	79.90	1.006	09:29:29.268
3 -			1:30.141	79.03	1.981	09:30:59.409
4 -			1:30.248	78.94	2.088	09:32:29.657
5 -			1:28.693 (2)	80.32	0.533	09:33:58.350
6 -			1:30.590	78.64	2.430	09:35:28.940
7 -			1:30.015	79.14	1.855	09:36:58.955
8 -			1:28.160 (1)	80.81		09:38:27.115
9 -			1:28.845 (3)	80.19	0.685	09:39:55.960

P22 121 GPF		Ben HUNTER		Yamaha -		
IDEAL LAP TIME : 1:28.709		BEST LAP TIME : 1:29.041		DIFFERENCE : 0.332		
LAP	SECTOR 1	SECTOR 2	LAP TIME	MPH	DIFF	TIME OF DAY
1 -		31.418	2:13.979	53.17	44.938	09:27:57.070

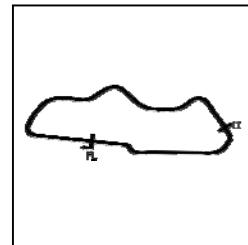
Weather / Track : Bright / Dry

Donington Park National
Circuit Length = 1.9790 miles
Start: 09:25 Flag 09:39 End: 09:41

BMCRC - MRO Championships 2019 - Rnd 4 @ Donington Park

BMZRC 250 MZs & Blue Haze 2-Stroke GP

RACE 1 - SECTOR ANALYSIS



SECTOR 1 = FL to I1, SECTOR 2 = I1 to FL, DIFF = Difference To Personal Best Lap, P = Crossed Finish Line in Pit Lane, D = Time Disallowed

2 -	57.606	31.435	1:29.041 (1)	80.01		09:29:26.111
3 -	58.044	31.249	1:29.293 (2)	79.78	0.252	09:30:55.404
4 -	58.988	31.619	1:30.607	78.63	1.566	09:32:26.011
5 -	58.976	31.759	1:30.735	78.52	1.694	09:33:56.746
6 -	1:00.000	31.784	1:31.784	77.62	2.743	09:35:28.530
7 -	58.891	31.103	1:29.994	79.16	0.953	09:36:58.524
8 -	58.535	31.432	1:29.967 (3)	79.19	0.926	09:38:28.491
9 -	1:00.069	32.713	1:32.782	76.78	3.741	09:40:01.273

P23 41 Gary WILLIAMS		MZ -				
IDEAL LAP TIME : 1:33.706		BEST LAP TIME : 1:33.820		DIFFERENCE : 0.114		
LAP	SECTOR 1	SECTOR 2	LAP TIME	MPH	DIFF	TIME OF DAY
1 -		33.586	1:39.826	71.36	6.006	09:27:22.917
2 -	1:01.767	33.698	1:35.465	74.63	1.645	09:28:58.382
3 -	1:01.849	33.567	1:35.416	74.66	1.596	09:30:33.798
4 -	1:01.753	33.920	1:35.673	74.46	1.853	09:32:09.471
5 -	1:00.537	33.283	1:33.820 (1)	75.93		09:33:43.291
6 -	1:02.061	33.672	1:35.733	74.42	1.913	09:35:19.024
7 -	1:01.583	33.246	1:34.829	75.13	1.009	09:36:53.853
8 -	1:01.282	33.169	1:34.451 (2)	75.43	0.631	09:38:28.304
9 -	1:01.209	33.589	1:34.798 (3)	75.15	0.978	09:40:03.102

P24 21 GP Stuart THURTLE		Honda - TeamTortoise				
IDEAL LAP TIME : 1:30.576		BEST LAP TIME : 1:30.788		DIFFERENCE : 0.212		
LAP	SECTOR 1	SECTOR 2	LAP TIME	MPH	DIFF	TIME OF DAY
1 -		33.433	2:16.521	52.18	45.733	09:27:59.612
2 -	58.401	32.387	1:30.788 (1)	78.47		09:29:30.400
3 -	59.441	32.628	1:32.069	77.38	1.281	09:31:02.469
4 -	58.475	32.675	1:31.150 (2)	78.16	0.362	09:32:33.619
5 -	59.090	32.489	1:31.579	77.79	0.791	09:34:05.198
6 -	58.977	32.707	1:31.684	77.70	0.896	09:35:36.882
7 -	58.935	32.602	1:31.537	77.83	0.749	09:37:08.419
8 -	58.217	33.067	1:31.284 (3)	78.04	0.496	09:38:39.703
9 -	59.293	32.359	1:31.652	77.73	0.864	09:40:11.355

P25 93 Ian JAMES		MZ - Chilton Motors				
IDEAL LAP TIME : 1:38.700		BEST LAP TIME : 1:39.012		DIFFERENCE : 0.312		
LAP	SECTOR 1	SECTOR 2	LAP TIME	MPH	DIFF	TIME OF DAY
1 -		35.573	1:45.686	67.41	6.674	09:27:28.777
2 -	1:05.318	35.672	1:40.990	70.54	1.978	09:29:09.767
3 -	1:05.911	35.331	1:41.242	70.37	2.230	09:30:51.009
4 -	1:04.733	35.944	1:40.677	70.76	1.665	09:32:31.686
5 -	1:05.136	36.610	1:41.746	70.02	2.734	09:34:13.432
6 -	1:04.383	35.262	1:39.645 (2)	71.50	0.633	09:35:53.077
7 -	1:04.086	34.926	1:39.012 (1)	71.95		09:37:32.089
8 -	1:04.032	36.442	1:40.474	70.91	1.462	09:39:12.563
9 -	1:03.774	36.394	1:40.168 (3)	71.12	1.156	09:40:52.731

P26 66 Mark VINCENT		MZ - Putoline				
IDEAL LAP TIME : 1:38.325		BEST LAP TIME : 1:39.229		DIFFERENCE : 0.904		
LAP	SECTOR 1	SECTOR 2	LAP TIME	MPH	DIFF	TIME OF DAY
1 -		35.496	1:44.938	67.89	5.709	09:27:28.029
2 -	1:05.362	35.975	1:41.337	70.30	2.108	09:29:09.366
3 -	1:05.281	35.921	1:41.202	70.40	1.973	09:30:50.568
4 -	1:07.141	34.984	1:42.125	69.76	2.896	09:32:32.693
5 -	1:04.298	35.769	1:40.067 (3)	71.19	0.838	09:34:12.760
6 -	1:04.366	34.966	1:39.332 (2)	71.72	0.103	09:35:52.092
7 -	1:04.177	35.052	1:39.229 (1)	71.79		09:37:31.321
8 -	1:04.718	36.468	1:41.186	70.41	1.957	09:39:12.507
9 -	1:03.359	36.954	1:40.313	71.02	1.084	09:40:52.820

Weather / Track : Bright / Dry

Donington Park National
Circuit Length = 1.9790 miles
Start: 09:25 Flag 09:39 End: 09:41

BMCRRC - MRO Championships 2019 - Rnd 4 @ Donington Park

BMZRC 250 MZs & Blue Haze 2-Stroke GP

RACE 1 - SECTOR ANALYSIS



SECTOR 1 = FL to I1, SECTOR 2 = I1 to FL, DIFF = Difference To Personal Best Lap, P = Crossed Finish Line in Pit Lane, D = Time Disallowed

P27 14 R		Scot CHRISTIE		MZ -		
IDEAL LAP TIME : 1:43.634		BEST LAP TIME : 1:44.323		DIFFERENCE : 0.689		
LAP	SECTOR 1	SECTOR 2	LAP TIME	MPH	DIFF	TIME OF DAY
1 -		39.998	1:55.261	61.81	10.938	09:27:38.352
2 -	1:11.255	36.828	1:48.083	65.91	3.760	09:29:26.435
3 -	1:09.838	38.082	1:47.920	66.01	3.597	09:31:14.355
4 -	1:10.092	37.457	1:47.549 (3)	66.24	3.226	09:33:01.904
5 -	1:11.164	36.674	1:47.838	66.06	3.515	09:34:49.742
6 -	1:14.691	36.903	1:51.594	63.84	7.271	09:36:41.336
7 -	1:07.553	37.222	1:44.775 (2)	67.99	0.452	09:38:26.111
8 -	1:06.960	37.363	1:44.323 (1)	68.29		09:40:10.434

P28 67 GPF		Mark BAILEY		Yamaha - Gforce motorcycles		
IDEAL LAP TIME : 1:41.050		BEST LAP TIME : 1:41.320		DIFFERENCE : 0.270		
LAP	SECTOR 1	SECTOR 2	LAP TIME	MPH	DIFF	TIME OF DAY
1 -		37.520	2:27.807	48.20	46.487	09:28:10.898
2 -	1:08.451	36.356	1:44.807	67.97	3.487	09:29:55.705
3 -	1:08.103	36.364	1:44.467	68.19	3.147	09:31:40.172
4 -	1:08.044	37.749	1:45.793	67.34	4.473	09:33:25.965
5 -	1:08.087	35.805	1:43.892	68.57	2.572	09:35:09.857
6 -	1:05.245	36.075	1:41.320 (1)	70.31		09:36:51.177
7 -	1:06.432	35.907	1:42.339 (2)	69.61	1.019	09:38:33.516
8 -	1:05.926	36.918	1:42.844 (3)	69.27	1.524	09:40:16.360

P29 343 R		Murray SMOKER		MZ -		
IDEAL LAP TIME : 1:46.017		BEST LAP TIME : 1:46.255		DIFFERENCE : 0.238		
LAP	SECTOR 1	SECTOR 2	LAP TIME	MPH	DIFF	TIME OF DAY
1 -		38.577	1:53.488	62.77	7.233	09:27:36.579
2 -	1:10.739	38.841	1:49.580	65.01	3.325	09:29:26.159
3 -	1:09.927	38.856	1:48.783	65.49	2.528	09:31:14.942
4 -	1:08.738	38.468	1:47.206 (3)	66.45	0.951	09:33:02.148
5 -	1:08.215	38.040	1:46.255 (1)	67.05		09:34:48.403
6 -	1:08.983	37.802	1:46.785 (2)	66.71	0.530	09:36:35.188
7 -	1:09.556	38.356	1:47.912	66.02	1.657	09:38:23.100
8 -	1:09.312	44.012	1:53.324	62.86	7.069	09:40:16.424

P30 95		Christopher ROGERS		Mz - CB Racing		
IDEAL LAP TIME : 1:26.944		BEST LAP TIME : 1:27.144		DIFFERENCE : 0.200		
LAP	SECTOR 1	SECTOR 2	LAP TIME	MPH	DIFF	TIME OF DAY
1 -		31.544	1:33.449	76.24	6.305	09:27:16.540
2 -	57.514	31.605	1:29.119	79.94	1.975	09:28:45.659
3 -	57.590	31.296	1:28.886	80.15	1.742	09:30:14.545
4 -	57.033	31.332	1:28.365	80.62	1.221	09:31:42.910
5 -	57.789	31.313	1:29.102	79.96	1.958	09:33:12.012
6 -	56.910	30.591	1:27.501	81.42	0.357	09:34:39.513
7 -	56.650	30.706	1:27.356 (3)	81.55	0.212	09:36:06.869
8 -	56.353	30.791	1:27.144 (1)	81.75		09:37:34.013
9 -	56.632	30.718	1:27.350 (2)	81.56	0.206	09:39:01.363

P31 123 GP		Rodger MARSH		Yamaha -		
IDEAL LAP TIME : 1:20.371		BEST LAP TIME : 1:20.629		DIFFERENCE : 0.258		
LAP	SECTOR 1	SECTOR 2	LAP TIME	MPH	DIFF	TIME OF DAY
1 -		28.605	2:06.811	56.18	46.182	09:27:49.902
2 -	52.691	27.938	1:20.629 (1)	88.36		09:29:10.531
3 -	52.863	28.122	1:20.985	87.97	0.356	09:30:31.516
4 -	52.825	27.940	1:20.765 (2)	88.21	0.136	09:31:52.281
5 -	53.073	27.854	1:20.927 (3)	88.03	0.298	09:33:13.208
6 -	52.517	29.127	1:21.644	87.26	1.015	09:34:34.852
7 -	1:02.754	33.925	1:36.679	73.69	16.050	09:36:11.531

Weather / Track : Bright / Dry

Donington Park National
 Circuit Length = 1.9790 miles
 Start: 09:25 Flag 09:39 End: 09:41

BMCRC - MRO Championships 2019 - Rnd 4 @ Donington Park

BMZRC 250 MZs & Blue Haze 2-Stroke GP

RACE 1 - SECTOR ANALYSIS



SECTOR 1 = FL to I1, SECTOR 2 = I1 to FL, DIFF = Difference To Personal Best Lap, P = Crossed Finish Line in Pit Lane, D = Time Disallowed

8 - 1:03.961 IN PIT 1:47.766 P 66.11 27.137 09:37:59.297

P32	7 GPF	Peter MOORE	Yamaha - Station Garage , Isle of Man			
IDEAL LAP TIME : 1:21.808		BEST LAP TIME : 1:21.918		DIFFERENCE : 0.110		

LAP	SECTOR 1	SECTOR 2	LAP TIME	MPH	DIFF	TIME OF DAY
1 -		29.106	2:04.910	57.03	42.992	09:27:48.001
2 -	52.702	29.216	1:21.918 (1)	86.97		09:29:09.919
3 -	54.939	33.293	1:28.232 (2)	80.74	6.314	09:30:38.151

P33	70 GPF	Andrew BURSCOUGH	Yamaha - Apollo Tuning			
IDEAL LAP TIME : 1:34.183		BEST LAP TIME : 1:34.183		DIFFERENCE : 0.000		

LAP	SECTOR 1	SECTOR 2	LAP TIME	MPH	DIFF	TIME OF DAY
1 -		33.342	2:18.756	51.34	44.573	09:28:01.847
2 -	1:01.674	32.509	1:34.183 (1)	75.64		09:29:36.030

Weather / Track : Bright / Dry

Results can be found at www.tsl-timing.com

Page 8 of 8

Donington Park National
Circuit Length = 1.9790 miles
Start: 09:25 Flag 09:39 End: 09:41

Printed - 09:46 Sunday, 19 May 2019

BMCR - MRO Championships 2019 - Rnd 4 @ Donington Park

BMZRC 250 MZs & Blue Haze 2-Stroke GP

RACE 1 - BEST SECTORS

SECTOR 1			SECTOR 2			IDEAL / BEST COMPARISON						
POS	NO	NAME	TIME	NO	NAME	TIME	POS	NO	NAME	IDEAL	BEST	DIFF
									PERFECT LAP	1:18.508		
1	131	HOWARD	51.130	131	HOWARD	27.378	1	131	HOWARD	1:18.508	1:19.246	0.738
2	112	STAMPER	51.368	112	STAMPER	27.442	2	112	STAMPER	1:18.810	1:18.824	0.014
3	24	CARSON	52.428	123	MARSH	27.854	3	123	MARSH	1:20.371	1:20.629	0.258
4	123	MARSH	52.517	24	CARSON	28.379	4	24	CARSON	1:20.807	1:20.883	0.076
5	7	MOORE	52.702	3	BARRETT	28.624	5	15	PERKINS	1:21.517	1:21.751	0.234
6	15	PERKINS	52.861	15	PERKINS	28.656	6	7	MOORE	1:21.808	1:21.918	0.110
7	22	BALLERINI	53.676	22	BALLERINI	29.066	7	3	BARRETT	1:22.444	1:23.016	0.572
8	3	BARRETT	53.820	7	MOORE	29.106	8	22	BALLERINI	1:22.742	1:22.742	0.000
9	55	TOLAND	54.129	2	BEDFORD	29.258	9	2	BEDFORD	1:23.624	1:24.193	0.569
10	127	HAYWARD	54.232	11	MACHARD	29.318	10	55	TOLAND	1:23.840	1:24.434	0.594
11	2	BEDFORD	54.366	127	HAYWARD	29.671	11	127	HAYWARD	1:23.903	1:24.285	0.382
12	11	MACHARD	55.046	55	TOLAND	29.711	12	11	MACHARD	1:24.364	1:24.395	0.031
13	60	GOUGH	55.497	60	GOUGH	30.213	13	60	GOUGH	1:25.710	1:25.827	0.117
14	5	HOUSE	55.578	5	HOUSE	30.304	14	5	HOUSE	1:25.882	1:25.882	0.000
15	75	WOODALL	56.125	95	ROGERS	30.591	15	75	WOODALL	1:26.913	1:26.913	0.000
16	95	ROGERS	56.353	808	JOHNSON	30.608	16	95	ROGERS	1:26.944	1:27.144	0.200
17	85	WALES	56.471	75	WOODALL	30.788	17	808	JOHNSON	1:27.299	1:27.593	0.294
18	808	JOHNSON	56.691	44	DESSOY	30.908	18	85	WALES	1:27.678	1:28.257	0.579
19	44	DESSOY	56.821	121	HUNTER	31.103	19	44	DESSOY	1:27.729	1:28.428	0.699
20	69	MANN	57.373	85	WALES	31.207	20	121	HUNTER	1:28.709	1:29.041	0.332
21	121	HUNTER	57.606	69	MANN	31.563	21	69	MANN	1:28.936	1:29.159	0.223
22	113	NEWMAN	58.155	56	TURNER	31.755	22	113	NEWMAN	1:30.021	1:30.040	0.019
23	21	THURTL	58.217	113	NEWMAN	31.866	23	56	TURNER	1:30.360	1:30.710	0.350
24	9	HOWLETT	58.576	9	HOWLETT	32.229	24	21	THURTL	1:30.576	1:30.788	0.212
25	56	TURNER	58.605	21	THURTL	32.359	25	9	HOWLETT	1:30.805	1:30.917	0.112
26	41	WILLIAMS	1:00.537	70	BURSCOUGH	32.509	26	41	WILLIAMS	1:33.706	1:33.820	0.114
27	70	BURSCOUGH	1:01.674	41	WILLIAMS	33.169	27	70	BURSCOUGH	1:34.183	1:34.183	0.000
28	66	VINCENT	1:03.359	93	JAMES	34.926	28	66	VINCENT	1:38.325	1:39.229	0.904
29	93	JAMES	1:03.774	66	VINCENT	34.966	29	93	JAMES	1:38.700	1:39.012	0.312
30	67	BAILEY	1:05.245	67	BAILEY	35.805	30	67	BAILEY	1:41.050	1:41.320	0.270
31	14	CHRISTIE	1:06.960	14	CHRISTIE	36.674	31	14	CHRISTIE	1:43.634	1:44.323	0.689
32	343	SMOKER	1:08.215	343	SMOKER	37.802	32	343	SMOKER	1:46.017	1:46.255	0.238
33							33	110	WHEELER		1:28.160	
34												

Weather / Track : Bright / Dry

Results can be found at www.tsl-timing.com

Donington Park National
 Circuit Length = 1.9790 miles
 Start: 09:25 Flag 09:39 End: 09:41

Printed - 09:44 Sunday, 19 May 2019



BMCRC - MRO Championships 2019 - Rnd 4 @ Donington Park

BMZRC 250 MZs & Blue Haze 2-Stroke GP

RACE 13 - GRID (10 Laps)

ROW 15	45	37	Timothy POWELL	44	69	Mark ELLERAY	43	61	Russell COOK
ROW 14	42	88	Mark EDGE	41	67	1:41.320 Mark BAILEY	40	70	1:34.183 Andrew BURSCOUGH
ROW 13	39	21	1:30.788 Stuart THURTLÉ	38	121	1:29.041 Ben HUNTER	37	110	1:28.160 Gary WHEELER
ROW 12	36	808	1:27.593 Mason JOHNSON	35	5	1:25.882 Max HOUSE	34	60	1:25.827 Daniel GOUGH
ROW 11	33	55	1:24.434 Paul TOLAND	32	11	1:24.395 Gael MACHARD	31	127	1:24.285 Richard HAYWARD
ROW 10	30	2	1:24.193 Nick BEDFORD	29	3	1:23.016 Tom BARRETT	28	22	1:22.742 Rik BALLERINI
ROW 9	27	7	1:21.918 Peter MOORE	26	15	1:21.751 Billy PERKINS	25	24	1:20.883 Scott CARSON
ROW 8	24	123	1:20.629 Rodger MARSH	23	131	1:19.246 Steven HOWARD	22	112	1:18.824 Jonathan STAMPER
ROW 7	21			20			19		
ROW 6	18			17			16	32	John ASHMEAD
ROW 5	15	6	Paul ANSELL	14	96	Chris KENT	13	343	1:46.255 Murray SMOKER
ROW 4	12	14	1:44.323 Scot CHRISTIE	11	66	1:39.229 Mark VINCENT	10	93	1:39.012 Ian JAMES
ROW 3	9	41	1:33.820 Gary WILLIAMS	8	9	1:30.917 Gary HOWLETT	7	56	1:30.710 Russell TURNER
ROW 2	6	113	1:30.040 Liam NEWMAN	5	69	1:29.159 Alexander MANN	4	44	1:28.428 Robert DESSOY
ROW 1	3	85	1:28.257 Andrew WALES	2	95	1:27.144 Christopher ROGERS	1	75	1:26.913 Peter WOODALL

Pole

Donington Park National
Circuit Length = 1.9790 miles

These results are provisional until the conclusion of any judicial and technical matters.

Clerk Of Course :	Timekeeper :
-------------------	--------------

Results can be found at www.tsl-timing.com

Printed - 09:55 Sunday, 19 May 2019





BMCRC - MRO Championships 2019 - Rnd 4 @ Donington Park

BMZRC 250 MZs & Blue Haze 2-Stroke GP

RACE 13 - CLASSIFICATION

POS	NO	CL	PIC NAME	ENTRY	LAPS	TIME	GAP	DIFF	MPH	BEST	ON
1	112	GP	Jonathan STAMPER	Yamaha -	10	14:33.372			81.41	1:19.013	6
2	131	GP	Steven HOWARD	Yamaha - Howard Racing	10	14:36.789	3.417	3.417	81.10	1:19.514	2
3	24	GPF	Scott CARSON	Yamaha - Brian Grays Powerbiking,J K Flooring Cor	10	14:43.870	10.498	7.081	80.45	1:21.265	10
4	44		Robert DESSOY	MZ - Eastern Garage Racing	10	14:54.023	20.651	10.153	79.53	1:27.140	10
5	75		Peter WOODALL	MZ - Core Projects Ltd	10	14:54.149	20.777	0.126	79.52	1:27.822	4
6	15	GPF	Billy PERKINS	Yamaha - Bexhill gearboxes	10	14:56.573	23.201	2.424	79.31	1:22.430	10
7	95		Christopher ROGERS	Mz - CB Racing	10	15:00.210	26.838	3.637	78.99	1:28.421	6
8	69		Alexander MANN	Mz - HS RACING	10	15:00.404	27.032	0.194	78.97	1:27.973	9
9	96		Chris KENT	MZ - Buxton Powder Coating / Anglesey Motorbike (10	15:00.722	27.350	0.318	78.94	1:28.848	10
10	85		Andrew WALES	MZ - Illuminated Design LTD	10	15:00.814	27.442	0.092	78.93	1:28.613	7
11	22	GPF	Rik BALLERINI	Yamaha - SCLS Ltd	10	15:04.021	30.649	3.207	78.65	1:22.975	2
12	9		Gary HOWLETT	MZ - HS Racing	10	15:07.776	34.404	3.755	78.33	1:29.513	6
13	7	GPF	Peter MOORE	Yamaha - Station Garage , Isle of Man	10	15:13.111	39.739	5.335	77.87	1:22.917	2
14	113		Liam NEWMAN	MZ - Team newman racing	10	15:19.130	45.758	6.019	77.36	1:30.369	4
15	3	GP	Tom BARRETT	Honda - Aspire Classic Restoration	10	15:21.865	48.493	2.735	77.13	1:23.677	10
16	2	GP	Nick BEDFORD	Yamaha - Banx Race Paint	10	15:22.948	49.576	1.083	77.04	1:24.331	2
17	70	GPF	Andrew BURSCOUGH	Yamaha - Apollo Tuning	10	15:23.898	50.526	0.950	76.96	1:24.068	2
18	5	GPF	Max HOUSE	Yamaha -	10	15:24.242	50.870	0.344	76.93	1:24.252	7
19	127	GPF	Richard HAYWARD	Yamaha - Gforce Motorcycles	10	15:24.482	51.110	0.240	76.91	1:24.776	7
20	55	GPF	Paul TOLAND	Yamaha -	10	15:25.819	52.447	1.337	76.80	1:24.645	2
21	56		Russell TURNER	MZ -	10	15:26.267	52.895	0.448	76.77	1:31.046	7
22	11	GPF	Gael MACHARD	Aprilia -	10	15:29.032	55.660	2.765	76.54	1:25.449	9
23	32		John ASHMEAD	MZ -	10	15:48.100	1:14.728	19.068	75.00	1:32.871	8
24	41		Gary WILLIAMS	MZ -	10	15:48.265	1:14.893	0.165	74.98	1:32.915	6
25	808	GPF	Mason JOHNSON	Aprilia - D&D Racing	10	15:54.471	1:21.099	6.206	74.50	1:27.713	7
26	60	GPF	Daniel GOUGH	Yamaha - G Force Motorcycles	10	16:00.905	1:27.533	6.434	74.00	1:28.344	4
27	121	GPF	Ben HUNTER	Yamaha -	10	16:02.116	1:28.744	1.211	73.90	1:27.645	2
28	21	GP	Stuart THURTLIE	Honda - TeamTortoise	9	14:54.154	1 Lap	1 Lap	71.55	1:31.172	8
29	66		Mark VINCENT	MZ - Putoline	9	15:13.766	1 Lap	19.612	70.02	1:39.152	9
30	93		Ian JAMES	MZ - Chilton Motors	9	15:28.312	1 Lap	14.546	68.92	1:40.878	9
31	14	R	Scot CHRISTIE	MZ -	9	15:41.712	1 Lap	13.400	67.94	1:42.184	9
32	343	R	Murray SMOKER	MZ -	9	15:47.105	1 Lap	5.393	67.55	1:42.817	7
33	67	GPF	Mark BAILEY	Yamaha - Gforce motorcycles	8	14:39.739	2 Laps	1 Lap	64.63	1:39.746	2

NOT CLASSIFIED

DNF	110	GPF	Gary WHEELER	Aprilia -	9	14:30.469	1 Lap	0.000	73.50	1:27.769	6
DNF	88	GP	Mark EDGE	Yamaha -	0						

FASTEST LAP

112	GP	Jonathan STAMPER	Yamaha -	6	1:19.013	90.17 mph	145.11 kph
24	GPF	Scott CARSON	Yamaha - Brian Grays Powerbiking,J K Flooring Cor	10	1:21.265	87.67 mph	141.09 kph
44		Robert DESSOY	MZ - Eastern Garage Racing	10	1:27.140	81.76 mph	131.58 kph
14	R	Scot CHRISTIE	MZ -	9	1:42.184	69.72 mph	112.20 kph

Class GP - 92.5% of Race Speed = 75.30 mph
 Class GPF - 92.5% of Race Speed = 74.41 mph
 Class - 92.5% of Race Speed = 73.56 mph
 Class R - 92.5% of Race Speed = 62.84 mph

Weather / Track : Cloudy / Dry

These results are provisional until the conclusion of any judicial and technical matters.

Donington Park National
 Circuit Length = 1.9790 miles
 Start: 13:38 Flag 13:53 End: 13:54

Clerk Of Course :	Timekeeper :
-------------------	--------------

Results can be found at www.tsl-timing.com

Printed - 13:58 Sunday, 19 May 2019



BMCRC - MRO Championships 2019 - Rnd 4 @ Donington Park

BMZRC 250 MZs & Blue Haze 2-Stroke GP

RACE 13 - LAP CHART

343	1 Lap	1:43.088
41	1:01.131	1:34.382
32	1:01.279	1:33.969
808	1:10.074	1:28.095
121	1:16.303	1:29.940
110	1:16.679	1:29.660
60	1:17.130	1:29.877

LAP 10 @ 13:53:08.199

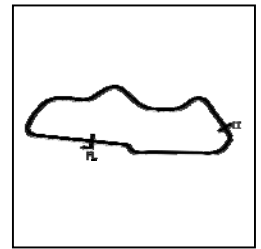
NO	BEHIND	LAP TIME
112		1:19.582
131	3.417	1:19.515
67	2 Laps	1:42.801
24	10.498	1:21.265
44	20.651	1:27.140
75	20.777	1:27.834
21	1 Lap	1:31.643
15	23.201	1:22.430
95	26.838	1:29.294
69	27.032	1:28.444
96	27.350	1:28.848
85	27.442	1:29.875
22	30.649	1:24.272
9	34.404	1:30.152
7	39.739	1:26.662
66	1 Lap	1:39.152
113	45.758	1:32.198
3	48.493	1:23.677
2	49.576	1:25.236
70	50.526	1:27.231
5	50.870	1:25.075
127	51.110	1:24.979
55	52.447	1:26.624
56	52.895	1:32.782
93	1 Lap	1:40.878
11	55.660	1:25.904
14	1 Lap	1:42.184
343	1 Lap	1:42.850
32	1:14.728	1:33.031
41	1:14.893	1:33.344
808	1:21.099	1:30.607
60	1:27.533	1:29.985
121	1:28.744	1:32.023

Weather / Track : Cloudy / Dry

BMCR - MRO Championships 2019 - Rnd 4 @ Donington Park

BMZRC 250 MZs & Blue Haze 2-Stroke GP

RACE 13 - SECTOR ANALYSIS



SECTOR 1 = FL to I1, SECTOR 2 = I1 to FL, DIFF = Difference To Personal Best Lap, P = Crossed Finish Line in Pit Lane, D = Time Disallowed

P1 112 GP		Jonathan STAMPER		Yamaha -		
IDEAL LAP TIME : 1:19.007		BEST LAP TIME : 1:19.013		DIFFERENCE : 0.006		
LAP	SECTOR 1	SECTOR 2	LAP TIME	MPH	DIFF	TIME OF DAY
1 -		29.614	2:29.678	47.59	1:10.665	13:41:04.505
2 -	53.969	28.769	1:22.738	86.11	3.725	13:42:27.243
3 -	52.380	28.228	1:20.608	88.38	1.595	13:43:47.851
4 -	51.174	28.230	1:19.404 (2)	89.72	0.391	13:45:07.255
5 -	52.018	27.834	1:19.852	89.22	0.839	13:46:27.107
6 -	51.180	27.833	1:19.013 (1)	90.17		13:47:46.120
7 -	52.483	28.412	1:20.895	88.07	1.882	13:49:07.015
8 -	53.816	27.955	1:21.771	87.12	2.758	13:50:28.786
9 -	51.759	28.072	1:19.831	89.24	0.818	13:51:48.617
10 -	51.494	28.088	1:19.582 (3)	89.52	0.569	13:53:08.199

P2 131 GP		Steven HOWARD		Yamaha - Howard Racing		
IDEAL LAP TIME : 1:19.284		BEST LAP TIME : 1:19.514		DIFFERENCE : 0.230		
LAP	SECTOR 1	SECTOR 2	LAP TIME	MPH	DIFF	TIME OF DAY
1 -		28.269	2:27.996	48.14	1:08.482	13:41:02.823
2 -	51.668	27.846	1:19.514 (1)	89.60		13:42:22.337
3 -	53.547	28.010	1:21.557	87.35	2.043	13:43:43.894
4 -	51.982	28.006	1:19.988 (3)	89.07	0.474	13:45:03.882
5 -	52.172	28.783	1:20.955	88.00	1.441	13:46:24.837
6 -	52.467	28.047	1:20.514	88.48	1.000	13:47:45.351
7 -	53.939	28.818	1:22.757	86.09	3.243	13:49:08.108
8 -	54.015	28.222	1:22.237	86.63	2.723	13:50:30.345
9 -	53.859	27.897	1:21.756	87.14	2.242	13:51:52.101
10 -	51.438	28.077	1:19.515 (2)	89.60	0.001	13:53:11.616

P3 24 GPF		Scott CARSON		Yamaha - Brian Grays Powerbiking, J K Flooring Contractors		
IDEAL LAP TIME : 1:21.265		BEST LAP TIME : 1:21.265		DIFFERENCE : 0.000		
LAP	SECTOR 1	SECTOR 2	LAP TIME	MPH	DIFF	TIME OF DAY
1 -		28.930	2:25.934	48.82	1:04.669	13:41:00.761
2 -	53.221	29.064	1:22.285	86.58	1.020	13:42:23.046
3 -	53.101	28.919	1:22.020	86.86	0.755	13:43:45.066
4 -	53.532	29.173	1:22.705	86.14	1.440	13:45:07.771
5 -	52.978	28.963	1:21.941 (3)	86.94	0.676	13:46:29.712
6 -	53.016	29.044	1:22.060	86.82	0.795	13:47:51.772
7 -	52.612	28.701	1:21.313 (2)	87.61	0.048	13:49:13.085
8 -	52.682	29.481	1:22.163	86.71	0.898	13:50:35.248
9 -	52.944	29.240	1:22.184	86.69	0.919	13:51:57.432
10 -	52.596	28.669	1:21.265 (1)	87.67		13:53:18.697

P4 44		Robert DESOY		MZ - Eastern Garage Racing		
IDEAL LAP TIME : 1:27.133		BEST LAP TIME : 1:27.140		DIFFERENCE : 0.007		
LAP	SECTOR 1	SECTOR 2	LAP TIME	MPH	DIFF	TIME OF DAY
1 -		31.776	1:36.843	73.56	9.703	13:40:11.670
2 -	57.440	32.504	1:29.944	79.21	2.804	13:41:41.614
3 -	57.786	32.393	1:30.179	79.00	3.039	13:43:11.793
4 -	56.580	31.487	1:28.067 (3)	80.90	0.927	13:44:39.860
5 -	57.057	31.564	1:28.621	80.39	1.481	13:46:08.481
6 -	57.405	31.282	1:28.687	80.33	1.547	13:47:37.168
7 -	56.557	31.284	1:27.841 (2)	81.10	0.701	13:49:05.009
8 -	56.748	31.357	1:28.105	80.86	0.965	13:50:33.114
9 -	57.045	31.551	1:28.596	80.41	1.456	13:52:01.710
10 -	55.851	31.289	1:27.140 (1)	81.76		13:53:28.850

P5 75		Peter WOODALL		MZ - Core Projects Ltd		
IDEAL LAP TIME : 1:27.577		BEST LAP TIME : 1:27.822		DIFFERENCE : 0.245		
LAP	SECTOR 1	SECTOR 2	LAP TIME	MPH	DIFF	TIME OF DAY

Weather / Track : Cloudy / Dry

Donington Park National
 Circuit Length = 1.9790 miles
 Start: 13:38 Flag 13:53 End: 13:54

BMCRC - MRO Championships 2019 - Rnd 4 @ Donington Park

BMZRC 250 MZs & Blue Haze 2-Stroke GP

RACE 13 - SECTOR ANALYSIS



SECTOR 1 = FL to I1, SECTOR 2 = I1 to FL, DIFF = Difference To Personal Best Lap, P = Crossed Finish Line in Pit Lane, D = Time Disallowed

1 -			1:36.303	73.98	8.481	13:40:11.130
2 -	57.818	32.697	1:30.515	78.71	2.693	13:41:41.645
3 -	57.301	32.324	1:29.625	79.49	1.803	13:43:11.270
4 -	56.360	31.462	1:27.822 (1)	81.12		13:44:39.092
5 -	56.771	31.506	1:28.277	80.70	0.455	13:46:07.369
6 -	57.061	31.614	1:28.675	80.34	0.853	13:47:36.044
7 -	56.713	31.804	1:28.517	80.48	0.695	13:49:04.561
8 -	57.004	31.444	1:28.448	80.55	0.626	13:50:33.009
9 -	56.561	31.572	1:28.133 (3)	80.83	0.311	13:52:01.142
10 -	56.133	31.701	1:27.834 (2)	81.11	0.012	13:53:28.976

P6 15 GPF Billy PERKINS			Yamaha - Bexhill gearboxes			
IDEAL LAP TIME : 1:21.855		BEST LAP TIME : 1:22.430	DIFFERENCE : 0.575			
LAP	SECTOR 1	SECTOR 2	LAP TIME	MPH	DIFF	TIME OF DAY
1 -		30.424	2:30.812	47.24	1:08.382	13:41:05.639
2 -	53.437	29.314	1:22.751	86.09	0.321	13:42:28.390
3 -	52.785	30.556	1:23.341	85.48	0.911	13:43:51.731
4 -	53.540	29.515	1:23.055	85.78	0.625	13:45:14.786
5 -	53.414	29.315	1:22.729	86.12	0.299	13:46:37.515
6 -	53.858	29.576	1:23.434	85.39	1.004	13:48:00.949
7 -	53.612	29.163	1:22.775	86.07	0.345	13:49:23.724
8 -	53.398	29.234	1:22.632 (3)	86.22	0.202	13:50:46.356
9 -	53.544	29.070	1:22.614 (2)	86.24	0.184	13:52:08.970
10 -	53.304	29.126	1:22.430 (1)	86.43		13:53:31.400

P7 95 Christopher ROGERS			Mz - CB Racing			
IDEAL LAP TIME : 1:28.306		BEST LAP TIME : 1:28.421	DIFFERENCE : 0.115			
LAP	SECTOR 1	SECTOR 2	LAP TIME	MPH	DIFF	TIME OF DAY
1 -			1:36.616	73.74	8.195	13:40:11.443
2 -	57.518	32.876	1:30.394	78.81	1.973	13:41:41.837
3 -	57.026	31.772	1:28.798 (2)	80.23	0.377	13:43:10.635
4 -	57.192	32.378	1:29.570	79.54	1.149	13:44:40.205
5 -	56.979	32.546	1:29.525	79.58	1.104	13:46:09.730
6 -	57.094	31.327	1:28.421 (1)	80.57		13:47:38.151
7 -	57.378	31.669	1:29.047 (3)	80.00	0.626	13:49:07.198
8 -	57.253	32.093	1:29.346	79.74	0.925	13:50:36.544
9 -	57.141	32.058	1:29.199	79.87	0.778	13:52:05.743
10 -	57.337	31.957	1:29.294	79.78	0.873	13:53:35.037

P8 69 Alexander MANN			Mz - HS RACING			
IDEAL LAP TIME : 1:27.698		BEST LAP TIME : 1:27.973	DIFFERENCE : 0.275			
LAP	SECTOR 1	SECTOR 2	LAP TIME	MPH	DIFF	TIME OF DAY
1 -			1:34.824	75.13	6.851	13:40:09.651
2 -	57.966	31.890	1:29.856	79.28	1.883	13:41:39.507
3 -	57.944	31.526	1:29.470	79.63	1.497	13:43:08.977
4 -	58.150	31.690	1:29.840	79.30	1.867	13:44:38.817
5 -	58.046	32.759	1:30.805	78.46	2.832	13:46:09.622
6 -	57.658	31.095	1:28.753	80.27	0.780	13:47:38.375
7 -	56.932	31.551	1:28.483 (3)	80.51	0.510	13:49:06.858
8 -	57.981	33.975	1:31.956	77.47	3.983	13:50:38.814
9 -	56.603	31.370	1:27.973 (1)	80.98		13:52:06.787
10 -	56.611	31.833	1:28.444 (2)	80.55	0.471	13:53:35.231

P9 96 Chris KENT			MZ - Buxton Powder Coating / Anglesey Motorbike Club			
IDEAL LAP TIME : 1:28.436		BEST LAP TIME : 1:28.848	DIFFERENCE : 0.412			
LAP	SECTOR 1	SECTOR 2	LAP TIME	MPH	DIFF	TIME OF DAY
1 -			1:35.564	74.55	6.716	13:40:10.391
2 -	57.369	32.256	1:29.625	79.49	0.777	13:41:40.016
3 -	57.035	32.272	1:29.307	79.77	0.459	13:43:09.323
4 -	57.503	32.157	1:29.660	79.46	0.812	13:44:38.983

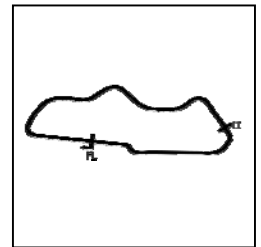
Weather / Track : Cloudy / Dry

Donington Park National
Circuit Length = 1.9790 miles
Start: 13:38 Flag 13:53 End: 13:54

BMCRC - MRO Championships 2019 - Rnd 4 @ Donington Park

BMZRC 250 MZs & Blue Haze 2-Stroke GP

RACE 13 - SECTOR ANALYSIS



SECTOR 1 = FL to I1, SECTOR 2 = I1 to FL, DIFF = Difference To Personal Best Lap, P = Crossed Finish Line in Pit Lane, D = Time Disallowed

5 -	57.671	31.944	1:29.615	79.50	0.767	13:46:08.598
6 -	57.456	31.557	1:29.013 (3)	80.04	0.165	13:47:37.611
7 -	57.246	31.708	1:28.954 (2)	80.09	0.106	13:49:06.565
8 -	58.289	32.757	1:31.046	78.25	2.198	13:50:37.611
9 -	56.900	32.190	1:29.090	79.97	0.242	13:52:06.701
10 -	57.312	31.536	1:28.848 (1)	80.18		13:53:35.549

P10	85	Andrew WALES	MZ - Illuminated Design LTD		
IDEAL LAP TIME :	1:28.584	BEST LAP TIME :	1:28.613	DIFFERENCE :	0.029

LAP	SECTOR 1	SECTOR 2	LAP TIME	MPH	DIFF	TIME OF DAY
1 -			1:35.882	74.30	7.269	13:40:10.709
2 -	57.636	31.770	1:29.406	79.68	0.793	13:41:40.115
3 -	57.914	31.967	1:29.881	79.26	1.268	13:43:09.996
4 -	57.793	31.759	1:29.552	79.55	0.939	13:44:39.548
5 -	57.824	32.308	1:30.132	79.04	1.519	13:46:09.680
6 -	57.268	31.941	1:29.209 (3)	79.86	0.596	13:47:38.889
7 -	56.825	31.788	1:28.613 (1)	80.40		13:49:07.502
8 -	57.094	32.139	1:29.233	79.84	0.620	13:50:36.735
9 -	57.085	31.946	1:29.031 (2)	80.02	0.418	13:52:05.766
10 -	57.523	32.352	1:29.875	79.27	1.262	13:53:35.641

P11	22 GPF	Rik BALLERINI	Yamaha - SCLS Ltd		
IDEAL LAP TIME :	1:22.745	BEST LAP TIME :	1:22.975	DIFFERENCE :	0.230

LAP	SECTOR 1	SECTOR 2	LAP TIME	MPH	DIFF	TIME OF DAY
1 -		30.227	2:30.464	47.35	1:07.489	13:41:05.291
2 -	53.506	29.469	1:22.975 (1)	85.86		13:42:28.266
3 -	53.276	30.688	1:23.964	84.85	0.989	13:43:52.230
4 -	53.419	29.673	1:23.092 (2)	85.74	0.117	13:45:15.322
5 -	53.965	29.542	1:23.507	85.31	0.532	13:46:38.829
6 -	54.269	29.848	1:24.117	84.69	1.142	13:48:02.946
7 -	54.440	29.654	1:24.094	84.72	1.119	13:49:27.040
8 -	54.181	29.892	1:24.073	84.74	1.098	13:50:51.113
9 -	53.798	29.665	1:23.463 (3)	85.36	0.488	13:52:14.576
10 -	54.489	29.783	1:24.272	84.54	1.297	13:53:38.848

P12	9	Gary HOWLETT	MZ - HS Racing		
IDEAL LAP TIME :	1:29.385	BEST LAP TIME :	1:29.513	DIFFERENCE :	0.128

LAP	SECTOR 1	SECTOR 2	LAP TIME	MPH	DIFF	TIME OF DAY
1 -			1:36.711	73.66	7.198	13:40:11.538
2 -	57.874	32.943	1:30.817	78.45	1.304	13:41:42.355
3 -	57.746	31.983	1:29.729 (3)	79.40	0.216	13:43:12.084
4 -	58.287	32.616	1:30.903	78.37	1.390	13:44:42.987
5 -	58.100	31.692	1:29.792	79.34	0.279	13:46:12.779
6 -	57.693	31.820	1:29.513 (1)	79.59		13:47:42.292
7 -	58.222	32.087	1:30.309	78.89	0.796	13:49:12.601
8 -	58.024	32.263	1:30.287	78.91	0.774	13:50:42.888
9 -	57.750	31.813	1:29.563 (2)	79.54	0.050	13:52:12.451
10 -	58.123	32.029	1:30.152	79.02	0.639	13:53:42.603

P13	7 GPF	Peter MOORE	Yamaha - Station Garage , Isle of Man		
IDEAL LAP TIME :	1:22.882	BEST LAP TIME :	1:22.917	DIFFERENCE :	0.035

LAP	SECTOR 1	SECTOR 2	LAP TIME	MPH	DIFF	TIME OF DAY
1 -		30.449	2:31.344	47.07	1:08.427	13:41:06.171
2 -	53.383	29.534	1:22.917 (1)	85.92		13:42:29.088
3 -	53.348	31.052	1:24.400 (3)	84.41	1.483	13:43:53.488
4 -	54.567	29.861	1:24.428	84.38	1.511	13:45:17.916
5 -	54.183	29.877	1:24.060 (2)	84.75	1.143	13:46:41.976
6 -	55.145	30.130	1:25.275	83.54	2.358	13:48:07.251
7 -	54.384	30.049	1:24.433	84.38	1.516	13:49:31.684
8 -	54.492	30.228	1:24.720	84.09	1.803	13:50:56.404

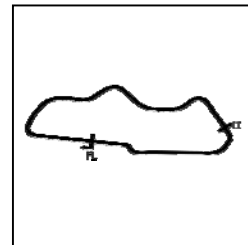
Weather / Track : Cloudy / Dry

Donington Park National
Circuit Length = 1.9790 miles
Start: 13:38 Flag 13:53 End: 13:54

BMCRC - MRO Championships 2019 - Rnd 4 @ Donington Park

BMZRC 250 MZs & Blue Haze 2-Stroke GP

RACE 13 - SECTOR ANALYSIS



SECTOR 1 = FL to I1, SECTOR 2 = I1 to FL, DIFF = Difference To Personal Best Lap, P = Crossed Finish Line in Pit Lane, D = Time Disallowed

9 -	54.277	30.595	1:24.872	83.94	1.955	13:52:21.276
10 -	55.027	31.635	1:26.662	82.21	3.745	13:53:47.938

P14 113		Liam NEWMAN		MZ - Team newman racing		
IDEAL LAP TIME : 1:30.213		BEST LAP TIME : 1:30.369		DIFFERENCE : 0.156		
LAP	SECTOR 1	SECTOR 2	LAP TIME	MPH	DIFF	TIME OF DAY
1 -			1:35.428	74.65	5.059	13:40:10.255
2 -	58.555	32.843	1:31.398	77.95	1.029	13:41:41.653
3 -	57.903	32.693	1:30.596 (2)	78.64	0.227	13:43:12.249
4 -	58.001	32.368	1:30.369 (1)	78.83		13:44:42.618
5 -	1:01.001	32.310	1:33.311	76.35	2.942	13:46:15.929
6 -	59.231	32.437	1:31.668	77.72	1.299	13:47:47.597
7 -	58.798	32.449	1:31.247	78.08	0.878	13:49:18.844
8 -	58.641	32.343	1:30.984 (3)	78.30	0.615	13:50:49.828
9 -	58.428	33.503	1:31.931	77.49	1.562	13:52:21.759
10 -	59.248	32.950	1:32.198	77.27	1.829	13:53:53.957

P15 3 GP		Tom BARRETT		Honda - Aspire Classic Restoration		
IDEAL LAP TIME : 1:22.828		BEST LAP TIME : 1:23.677		DIFFERENCE : 0.849		
LAP	SECTOR 1	SECTOR 2	LAP TIME	MPH	DIFF	TIME OF DAY
1 -		30.318	2:33.513	46.41	1:09.836	13:41:08.340
2 -	55.388	30.267	1:25.655	83.17	1.978	13:42:33.995
3 -	53.881	30.586	1:24.467 (2)	84.34	0.790	13:43:58.462
4 -	57.252	30.231	1:27.483	81.44	3.806	13:45:25.945
5 -	55.033	29.568	1:24.601	84.21	0.924	13:46:50.546
6 -	55.717	30.173	1:25.890	82.95	2.213	13:48:16.436
7 -	56.462	30.718	1:27.180	81.72	3.503	13:49:43.616
8 -	55.533	29.304	1:24.837	83.98	1.160	13:51:08.453
9 -	53.524	31.038	1:24.562 (3)	84.25	0.885	13:52:33.015
10 -	53.976	29.701	1:23.677 (1)	85.14		13:53:56.692

P16 2 GP		Nick BEDFORD		Yamaha - Banx Race Paint		
IDEAL LAP TIME : 1:23.635		BEST LAP TIME : 1:24.331		DIFFERENCE : 0.696		
LAP	SECTOR 1	SECTOR 2	LAP TIME	MPH	DIFF	TIME OF DAY
1 -		30.256	2:32.663	46.66	1:08.332	13:41:07.490
2 -	54.876	29.455	1:24.331 (1)	84.48		13:42:31.821
3 -	55.194	30.084	1:25.278	83.54	0.947	13:43:57.099
4 -	55.786	30.254	1:26.040	82.80	1.709	13:45:23.139
5 -	55.558	30.556	1:26.114	82.73	1.783	13:46:49.253
6 -	56.220	30.364	1:26.584	82.28	2.253	13:48:15.837
7 -	56.770	30.519	1:27.289	81.62	2.958	13:49:43.126
8 -	54.673	29.665	1:24.338 (2)	84.47	0.007	13:51:07.464
9 -	54.180	30.895	1:25.075 (3)	83.74	0.744	13:52:32.539
10 -	54.939	30.297	1:25.236	83.58	0.905	13:53:57.775

P17 70 GPF		Andrew BURSCOUGH		Yamaha - Apollo Tuning		
IDEAL LAP TIME : 1:23.940		BEST LAP TIME : 1:24.068		DIFFERENCE : 0.128		
LAP	SECTOR 1	SECTOR 2	LAP TIME	MPH	DIFF	TIME OF DAY
1 -		30.039	2:33.706	46.35	1:09.638	13:41:08.533
2 -	54.639	29.429	1:24.068 (1)	84.74		13:42:32.601
3 -	54.700	30.440	1:25.140	83.68	1.072	13:43:57.741
4 -	55.945	29.498	1:25.443	83.38	1.375	13:45:23.184
5 -	55.773	30.649	1:26.422	82.44	2.354	13:46:49.606
6 -	56.028	30.360	1:26.388	82.47	2.320	13:48:15.994
7 -	56.376	29.947	1:26.323	82.53	2.255	13:49:42.317
8 -	54.511	29.622	1:24.133 (2)	84.68	0.065	13:51:06.450
9 -	54.931	30.113	1:25.044 (3)	83.77	0.976	13:52:31.494
10 -	55.273	31.958	1:27.231	81.67	3.163	13:53:58.725

Weather / Track : Cloudy / Dry

Donington Park National
Circuit Length = 1.9790 miles
Start: 13:38 Flag 13:53 End: 13:54

BMCRC - MRO Championships 2019 - Rnd 4 @ Donington Park

BMZRC 250 MZs & Blue Haze 2-Stroke GP

RACE 13 - SECTOR ANALYSIS



SECTOR 1 = FL to I1, SECTOR 2 = I1 to FL, DIFF = Difference To Personal Best Lap, P = Crossed Finish Line in Pit Lane, D = Time Disallowed

P18 5 GPF Max HOUSE			Yamaha -			
IDEAL LAP TIME : 1:24.228		BEST LAP TIME : 1:24.252		DIFFERENCE : 0.024		
LAP	SECTOR 1	SECTOR 2	LAP TIME	MPH	DIFF	TIME OF DAY
1 -		30.817	2:33.687	46.35	1:09.435	13:41:08.514
2 -	56.181	30.525	1:26.706	82.17	2.454	13:42:35.220
3 -	55.502	30.561	1:26.063	82.78	1.811	13:44:01.283
4 -	57.238	30.618	1:27.856	81.09	3.604	13:45:29.139
5 -	55.922	30.296	1:26.218	82.63	1.966	13:46:55.357
6 -	54.986	29.802	1:24.788 (3)	84.02	0.536	13:48:20.145
7 -	54.448	29.804	1:24.252 (1)	84.56		13:49:44.397
8 -	54.426	30.570	1:24.996	83.82	0.744	13:51:09.393
9 -	54.544	30.057	1:24.601 (2)	84.21	0.349	13:52:33.994
10 -	54.467	30.608	1:25.075	83.74	0.823	13:53:59.069

P19 127 GPF Richard HAYWARD			Yamaha - Gforce Motorcycles			
IDEAL LAP TIME : 1:24.208		BEST LAP TIME : 1:24.776		DIFFERENCE : 0.568		
LAP	SECTOR 1	SECTOR 2	LAP TIME	MPH	DIFF	TIME OF DAY
1 -		30.804	2:33.836	46.31	1:09.060	13:41:08.663
2 -	56.289	30.498	1:26.787	82.09	2.011	13:42:35.450
3 -	55.680	30.387	1:26.067	82.78	1.291	13:44:01.517
4 -	57.317	30.403	1:27.720	81.22	2.944	13:45:29.237
5 -	56.052	29.633	1:25.685	83.14	0.909	13:46:54.922
6 -	55.217	29.634	1:24.851 (3)	83.96	0.075	13:48:19.773
7 -	55.045	29.731	1:24.776 (1)	84.04		13:49:44.549
8 -	55.342	29.605	1:24.947	83.87	0.171	13:51:09.496
9 -	54.603	30.231	1:24.834 (2)	83.98	0.058	13:52:34.330
10 -	54.924	30.055	1:24.979	83.84	0.203	13:53:59.309

P20 55 GPF Paul TOLAND			Yamaha -			
IDEAL LAP TIME : 1:24.555		BEST LAP TIME : 1:24.645		DIFFERENCE : 0.090		
LAP	SECTOR 1	SECTOR 2	LAP TIME	MPH	DIFF	TIME OF DAY
1 -		30.265	2:31.528	47.01	1:06.883	13:41:06.355
2 -	54.541	30.104	1:24.645 (1)	84.17		13:42:31.000
3 -	54.946	30.980	1:25.926	82.91	1.281	13:43:56.926
4 -	56.341	30.597	1:26.938	81.95	2.293	13:45:23.864
5 -	55.405	30.460	1:25.865	82.97	1.220	13:46:49.729
6 -	56.241	30.321	1:26.562	82.30	1.917	13:48:16.291
7 -	56.355	30.756	1:27.111	81.78	2.466	13:49:43.402
8 -	55.181	30.281	1:25.462 (3)	83.36	0.817	13:51:08.864
9 -	54.451	30.707	1:25.158 (2)	83.66	0.513	13:52:34.022
10 -	55.949	30.675	1:26.624	82.24	1.979	13:54:00.646

P21 56 Russell TURNER			MZ -			
IDEAL LAP TIME : 1:30.930		BEST LAP TIME : 1:31.046		DIFFERENCE : 0.116		
LAP	SECTOR 1	SECTOR 2	LAP TIME	MPH	DIFF	TIME OF DAY
1 -		32.475	1:38.409	72.39	7.363	13:40:13.236
2 -	59.188	32.701	1:31.889	77.53	0.843	13:41:45.125
3 -	58.838	32.496	1:31.334 (2)	78.00	0.288	13:43:16.459
4 -	58.911	32.717	1:31.628	77.75	0.582	13:44:48.087
5 -	59.528	32.452	1:31.980	77.45	0.934	13:46:20.067
6 -	59.062	32.846	1:31.908	77.51	0.862	13:47:51.975
7 -	58.478	32.568	1:31.046 (1)	78.25		13:49:23.021
8 -	1:00.761	32.956	1:33.717	76.02	2.671	13:50:56.738
9 -	58.799	32.775	1:31.574 (3)	77.80	0.528	13:52:28.312
10 -	59.611	33.171	1:32.782	76.78	1.736	13:54:01.094

P22 11 GPF Gael MACHARD			Aprilia -			
IDEAL LAP TIME : 1:24.550		BEST LAP TIME : 1:25.449		DIFFERENCE : 0.899		
LAP	SECTOR 1	SECTOR 2	LAP TIME	MPH	DIFF	TIME OF DAY

Weather / Track : Cloudy / Dry

Donington Park National
Circuit Length = 1.9790 miles
Start: 13:38 Flag 13:53 End: 13:54

BMCRC - MRO Championships 2019 - Rnd 4 @ Donington Park

BMZRC 250 MZs & Blue Haze 2-Stroke GP

RACE 13 - SECTOR ANALYSIS



SECTOR 1 = FL to I1, SECTOR 2 = I1 to FL, DIFF = Difference To Personal Best Lap, P = Crossed Finish Line in Pit Lane, D = Time Disallowed

1 -		30.958	2:34.357	46.15	1:08.908	13:41:09.184
2 -	56.574	30.186	1:26.760	82.11	1.311	13:42:35.944
3 -	55.432	30.363	1:25.795	83.04	0.346	13:44:01.739
4 -	57.186	30.737	1:27.923	81.03	2.474	13:45:29.662
5 -	56.083	29.830	1:25.913	82.92	0.464	13:46:55.575
6 -	55.886	29.795	1:25.681	83.15	0.232	13:48:21.256
7 -	54.755	30.900	1:25.655 (3)	83.17	0.206	13:49:46.911
8 -	55.289	30.306	1:25.595 (2)	83.23	0.146	13:51:12.506
9 -	55.166	30.283	1:25.449 (1)	83.37		13:52:37.955
10 -	55.698	30.206	1:25.904	82.93	0.455	13:54:03.859

P23 32 John ASHMEAD			MZ -			
IDEAL LAP TIME : 1:32.871		BEST LAP TIME : 1:32.871		DIFFERENCE : 0.000		
LAP	SECTOR 1	SECTOR 2	LAP TIME	MPH	DIFF	TIME OF DAY
1 -		33.304	1:39.796	71.39	6.925	13:40:14.623
2 -	1:01.403	34.254	1:35.657	74.48	2.786	13:41:50.280
3 -	1:01.293	33.631	1:34.924	75.05	2.053	13:43:25.204
4 -	1:01.422	33.579	1:35.001	74.99	2.130	13:45:00.205
5 -	1:01.061	33.067	1:34.128	75.69	1.257	13:46:34.333
6 -	1:00.260	33.703	1:33.963 (3)	75.82	1.092	13:48:08.296
7 -	1:01.405	33.355	1:34.760	75.18	1.889	13:49:43.056
8 -	1:00.001	32.870	1:32.871 (1)	76.71		13:51:15.927
9 -	1:00.569	33.400	1:33.969	75.81	1.098	13:52:49.896
10 -	1:00.091	32.940	1:33.031 (2)	76.58	0.160	13:54:22.927

P24 41 Gary WILLIAMS			MZ -			
IDEAL LAP TIME : 1:32.836		BEST LAP TIME : 1:32.915		DIFFERENCE : 0.079		
LAP	SECTOR 1	SECTOR 2	LAP TIME	MPH	DIFF	TIME OF DAY
1 -		33.625	1:39.767	71.41	6.852	13:40:14.594
2 -	1:01.965	33.671	1:35.636	74.49	2.721	13:41:50.230
3 -	1:00.963	34.098	1:35.061	74.94	2.146	13:43:25.291
4 -	1:01.097	33.877	1:34.974	75.01	2.059	13:45:00.265
5 -	1:00.511	34.065	1:34.576	75.33	1.661	13:46:34.841
6 -	1:00.042	32.873	1:32.915 (1)	76.67		13:48:07.756
7 -	1:00.452	33.597	1:34.049	75.75	1.134	13:49:41.805
8 -	59.963	33.598	1:33.561 (3)	76.14	0.646	13:51:15.366
9 -	1:01.294	33.088	1:34.382	75.48	1.467	13:52:49.748
10 -	1:00.012	33.332	1:33.344 (2)	76.32	0.429	13:54:23.092

P25 808 GPF Mason JOHNSON			Aprilia - D&D Racing			
IDEAL LAP TIME : 1:27.195		BEST LAP TIME : 1:27.713		DIFFERENCE : 0.518		
LAP	SECTOR 1	SECTOR 2	LAP TIME	MPH	DIFF	TIME OF DAY
1 -		31.914	2:36.720	45.46	1:09.007	13:41:11.547
2 -	57.905	31.277	1:29.182	79.88	1.469	13:42:40.729
3 -	57.264	31.105	1:28.369	80.62	0.656	13:44:09.098
4 -	57.452	31.546	1:28.998	80.05	1.285	13:45:38.096
5 -	57.193	30.920	1:28.113	80.85	0.400	13:47:06.209
6 -	56.948	30.854	1:27.802 (2)	81.14	0.089	13:48:34.011
7 -	56.341	31.372	1:27.713 (1)	81.22		13:50:01.724
8 -	56.953	31.919	1:28.872	80.16	1.159	13:51:30.596
9 -	57.025	31.070	1:28.095 (3)	80.87	0.382	13:52:58.691
10 -	56.635	33.972	1:30.607	78.63	2.894	13:54:29.298

P26 60 GPF Daniel GOUGH			Yamaha - G Force Motorcycles			
IDEAL LAP TIME : 1:27.557		BEST LAP TIME : 1:28.344		DIFFERENCE : 0.787		
LAP	SECTOR 1	SECTOR 2	LAP TIME	MPH	DIFF	TIME OF DAY
1 -		31.948	2:37.000	45.37	1:08.656	13:41:11.827
2 -	57.634	32.089	1:29.723	79.40	1.379	13:42:41.550
3 -	57.761	31.169	1:28.930	80.11	0.586	13:44:10.480
4 -	57.172	31.172	1:28.344 (1)	80.64		13:45:38.824

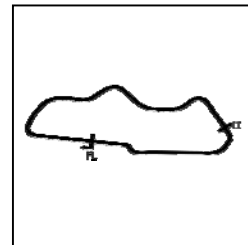
Weather / Track : Cloudy / Dry

Donington Park National
Circuit Length = 1.9790 miles
Start: 13:38 Flag 13:53 End: 13:54

BMCRC - MRO Championships 2019 - Rnd 4 @ Donington Park

BMZRC 250 MZs & Blue Haze 2-Stroke GP

RACE 13 - SECTOR ANALYSIS



SECTOR 1 = FL to I1, SECTOR 2 = I1 to FL, DIFF = Difference To Personal Best Lap, P = Crossed Finish Line in Pit Lane, D = Time Disallowed

5 -	58.102	30.751	1:28.853 (3)	80.18	0.509	13:47:07.677
6 -	56.806	31.662	1:28.468 (2)	80.53	0.124	13:48:36.145
7 -	58.465	31.628	1:30.093	79.08	1.749	13:50:06.238
8 -	57.796	31.836	1:29.632	79.48	1.288	13:51:35.870
9 -	58.252	31.625	1:29.877	79.27	1.533	13:53:05.747
10 -	58.525	31.460	1:29.985	79.17	1.641	13:54:35.732

P27	121	GPF	Ben HUNTER	Yamaha -
IDEAL LAP TIME : 1:27.645		BEST LAP TIME : 1:27.645		DIFFERENCE : 0.000

LAP	SECTOR 1	SECTOR 2	LAP TIME	MPH	DIFF	TIME OF DAY
1 -		30.917	2:35.142	45.92	1:07.497	13:41:09.969
2 -	56.822	30.823	1:27.645 (1)	81.28		13:42:37.614
3 -	57.347	31.334	1:28.681 (2)	80.34	1.036	13:44:06.295
4 -	58.109	31.160	1:29.269 (3)	79.81	1.624	13:45:35.564
5 -	57.876	31.595	1:29.471	79.63	1.826	13:47:05.035
6 -	59.072	31.600	1:30.672	78.57	3.027	13:48:35.707
7 -	58.219	31.680	1:29.899	79.25	2.254	13:50:05.606
8 -	57.928	31.446	1:29.374	79.71	1.729	13:51:34.980
9 -	58.519	31.421	1:29.940	79.21	2.295	13:53:04.920
10 -	1:00.195	31.828	1:32.023	77.42	4.378	13:54:36.943

P28	21	GP	Stuart THURTLE	Honda - TeamTortoise
IDEAL LAP TIME : 1:30.917		BEST LAP TIME : 1:31.172		DIFFERENCE : 0.255

LAP	SECTOR 1	SECTOR 2	LAP TIME	MPH	DIFF	TIME OF DAY
1 -		32.603	2:39.190	44.75	1:08.018	13:41:14.017
2 -	59.553	32.385	1:31.938	77.49	0.766	13:42:45.955
3 -	58.800	33.019	1:31.819 (3)	77.59	0.647	13:44:17.774
4 -	59.484	32.432	1:31.916	77.51	0.744	13:45:49.690
5 -	59.624	32.367	1:31.991	77.44	0.819	13:47:21.681
6 -	59.358	32.582	1:31.940	77.49	0.768	13:48:53.621
7 -	59.570	32.975	1:32.545	76.98	1.373	13:50:26.166
8 -	59.055	32.117	1:31.172 (1)	78.14		13:51:57.338
9 -	59.225	32.418	1:31.643 (2)	77.74	0.471	13:53:28.981

P29	66	Mark VINCENT	MZ - Putoline	
IDEAL LAP TIME : 1:39.152		BEST LAP TIME : 1:39.152		DIFFERENCE : 0.000

LAP	SECTOR 1	SECTOR 2	LAP TIME	MPH	DIFF	TIME OF DAY
1 -		35.446	1:45.135	67.76	5.983	13:40:19.962
2 -	1:05.005	36.054	1:41.059	70.49	1.907	13:42:01.021
3 -	1:05.224	36.230	1:41.454	70.22	2.302	13:43:42.475
4 -	1:05.808	35.554	1:41.362	70.28	2.210	13:45:23.837
5 -	1:06.472	36.443	1:42.915	69.22	3.763	13:47:06.752
6 -	1:05.283	35.945	1:41.228	70.38	2.076	13:48:47.980
7 -	1:04.848	36.019	1:40.867 (3)	70.63	1.715	13:50:28.847
8 -	1:04.927	35.667	1:40.594 (2)	70.82	1.442	13:52:09.441
9 -	1:03.744	35.408	1:39.152 (1)	71.85		13:53:48.593

P30	93	Ian JAMES	MZ - Chilton Motors	
IDEAL LAP TIME : 1:40.546		BEST LAP TIME : 1:40.878		DIFFERENCE : 0.332

LAP	SECTOR 1	SECTOR 2	LAP TIME	MPH	DIFF	TIME OF DAY
1 -		38.015	1:52.725	63.20	11.847	13:40:27.552
2 -	1:06.168	36.729	1:42.897	69.24	2.019	13:42:10.449
3 -	1:06.430	36.514	1:42.944	69.20	2.066	13:43:53.393
4 -	1:06.419	35.815	1:42.234	69.68	1.356	13:45:35.627
5 -	1:05.082	36.343	1:41.425 (3)	70.24	0.547	13:47:17.052
6 -	1:05.860	36.151	1:42.011	69.84	1.133	13:48:59.063
7 -	1:05.445	36.331	1:41.776	70.00	0.898	13:50:40.839
8 -	1:04.731	36.691	1:41.422 (2)	70.24	0.544	13:52:22.261
9 -	1:04.930	35.948	1:40.878 (1)	70.62		13:54:03.139

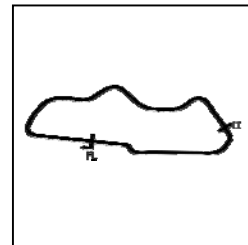
Weather / Track : Cloudy / Dry

Donington Park National
Circuit Length = 1.9790 miles
Start: 13:38 Flag 13:53 End: 13:54

BMCRRC - MRO Championships 2019 - Rnd 4 @ Donington Park

BMZRC 250 MZs & Blue Haze 2-Stroke GP

RACE 13 - SECTOR ANALYSIS



SECTOR 1 = FL to I1, SECTOR 2 = I1 to FL, DIFF = Difference To Personal Best Lap, P = Crossed Finish Line in Pit Lane, D = Time Disallowed

P31 14 R		Scot CHRISTIE		MZ -		
IDEAL LAP TIME : 1:41.023		BEST LAP TIME : 1:42.184		DIFFERENCE : 1.161		
LAP	SECTOR 1	SECTOR 2	LAP TIME	MPH	DIFF	TIME OF DAY
1 -		38.835	1:53.093	62.99	10.909	13:40:27.920
2 -	1:07.879	37.220	1:45.099	67.78	2.915	13:42:13.019
3 -	1:08.066	37.541	1:45.607	67.46	3.423	13:43:58.626
4 -	1:07.404	36.091	1:43.495	68.84	1.311	13:45:42.121
5 -	1:07.700	35.449	1:43.149	69.07	0.965	13:47:25.270
6 -	1:07.363	37.144	1:44.507	68.17	2.323	13:49:09.777
7 -	1:05.638	36.680	1:42.318 (3)	69.63	0.134	13:50:52.095
8 -	1:05.682	36.578	1:42.260 (2)	69.67	0.076	13:52:34.355
9 -	1:05.574	36.610	1:42.184 (1)	69.72		13:54:16.539

P32 343 R		Murray SMOKER		MZ -		
IDEAL LAP TIME : 1:42.545		BEST LAP TIME : 1:42.817		DIFFERENCE : 0.272		
LAP	SECTOR 1	SECTOR 2	LAP TIME	MPH	DIFF	TIME OF DAY
1 -		39.557	1:53.636	62.69	10.819	13:40:28.463
2 -	1:07.604	37.546	1:45.150	67.75	2.333	13:42:13.613
3 -	1:08.300	37.298	1:45.598	67.46	2.781	13:43:59.211
4 -	1:07.966	37.500	1:45.466	67.55	2.649	13:45:44.677
5 -	1:06.989	36.949	1:43.938	68.54	1.121	13:47:28.615
6 -	1:07.365	37.197	1:44.562	68.13	1.745	13:49:13.177
7 -	1:05.888	36.929	1:42.817 (1)	69.29		13:50:55.994
8 -	1:06.015	37.073	1:43.088 (3)	69.11	0.271	13:52:39.082
9 -	1:05.616	37.234	1:42.850 (2)	69.27	0.033	13:54:21.932

P33 67 GPF		Mark BAILEY		Yamaha - Gforce motorcycles		
IDEAL LAP TIME : 1:39.318		BEST LAP TIME : 1:39.746		DIFFERENCE : 0.428		
LAP	SECTOR 1	SECTOR 2	LAP TIME	MPH	DIFF	TIME OF DAY
1 -		35.130	2:44.972	43.18	1:05.226	13:41:19.799
2 -	1:04.188	35.558	1:39.746 (1)	71.42		13:42:59.545
3 -	1:05.468	37.168	1:42.636	69.41	2.890	13:44:42.181
4 -	1:06.998	36.225	1:43.223	69.02	3.477	13:46:25.404
5 -	1:05.447	35.982	1:41.429 (2)	70.24	1.683	13:48:06.833
6 -	1:06.274	36.418	1:42.692	69.37	2.946	13:49:49.525
7 -	1:06.452	35.788	1:42.240 (3)	69.68	2.494	13:51:31.765
8 -	1:07.310	35.491	1:42.801	69.30	3.055	13:53:14.566

P34 110 GPF		Gary WHEELER		Aprilia -		
IDEAL LAP TIME : 1:27.458		BEST LAP TIME : 1:27.769		DIFFERENCE : 0.311		
LAP	SECTOR 1	SECTOR 2	LAP TIME	MPH	DIFF	TIME OF DAY
1 -		31.431	2:36.673	45.47	1:08.904	13:41:11.500
2 -	56.786	31.086	1:27.872 (2)	81.07	0.103	13:42:39.372
3 -	57.575	31.021	1:28.596 (3)	80.41	0.827	13:44:07.968
4 -	58.923	31.452	1:30.375	78.83	2.606	13:45:38.343
5 -	59.164	30.672	1:29.836	79.30	2.067	13:47:08.179
6 -	57.036	30.733	1:27.769 (1)	81.17		13:48:35.948
7 -	58.118	31.824	1:29.942	79.21	2.173	13:50:05.890
8 -	57.849	31.897	1:29.746	79.38	1.977	13:51:35.636
9 -	57.980	31.680	1:29.660	79.46	1.891	13:53:05.296

Weather / Track : Cloudy / Dry

Donington Park National
Circuit Length = 1.9790 miles
Start: 13:38 Flag 13:53 End: 13:54

BMCRC - MRO Championships 2019 - Rnd 4 @ Donington Park

BMZRC 250 MZs & Blue Haze 2-Stroke GP

RACE 13 - BEST SECTORS

SECTOR 1				SECTOR 2				IDEAL / BEST COMPARISON				
POS	NO	NAME	TIME	NO	NAME	TIME	POS	NO	NAME	IDEAL	BEST	DIFF
									PERFECT LAP	1:19.007		
1	112	STAMPER	51.174	112	STAMPER	27.833	1	112	STAMPER	1:19.007	1:19.013	0.006
2	131	HOWARD	51.438	131	HOWARD	27.846	2	131	HOWARD	1:19.284	1:19.514	0.230
3	24	CARSON	52.596	24	CARSON	28.669	3	24	CARSON	1:21.265	1:21.265	0.000
4	15	PERKINS	52.785	15	PERKINS	29.070	4	15	PERKINS	1:21.855	1:22.430	0.575
5	22	BALLERINI	53.276	3	BARRETT	29.304	5	22	BALLERINI	1:22.745	1:22.975	0.230
6	7	MOORE	53.348	70	BURSCOUGH	29.429	6	3	BARRETT	1:22.828	1:23.677	0.849
7	3	BARRETT	53.524	2	BEDFORD	29.455	7	7	MOORE	1:22.882	1:22.917	0.035
8	2	BEDFORD	54.180	22	BALLERINI	29.469	8	2	BEDFORD	1:23.635	1:24.331	0.696
9	5	HOUSE	54.426	7	MOORE	29.534	9	70	BURSCOUGH	1:23.940	1:24.068	0.128
10	55	TOLAND	54.451	127	HAYWARD	29.605	10	127	HAYWARD	1:24.208	1:24.776	0.568
11	70	BURSCOUGH	54.511	11	MACHARD	29.795	11	5	HOUSE	1:24.228	1:24.252	0.024
12	127	HAYWARD	54.603	5	HOUSE	29.802	12	11	MACHARD	1:24.550	1:25.449	0.899
13	11	MACHARD	54.755	55	TOLAND	30.104	13	55	TOLAND	1:24.555	1:24.645	0.090
14	44	DESSOY	55.851	110	WHEELER	30.672	14	44	DESSOY	1:27.133	1:27.140	0.007
15	75	WOODALL	56.133	60	GOUGH	30.751	15	808	JOHNSON	1:27.195	1:27.713	0.518
16	808	JOHNSON	56.341	121	HUNTER	30.823	16	110	WHEELER	1:27.458	1:27.769	0.311
17	69	MANN	56.603	808	JOHNSON	30.854	17	60	GOUGH	1:27.557	1:28.344	0.787
18	110	WHEELER	56.786	69	MANN	31.095	18	75	WOODALL	1:27.577	1:27.822	0.245
19	60	GOUGH	56.806	44	DESSOY	31.282	19	121	HUNTER	1:27.645	1:27.645	0.000
20	121	HUNTER	56.822	95	ROGERS	31.327	20	69	MANN	1:27.698	1:27.973	0.275
21	85	WALES	56.825	75	WOODALL	31.444	21	95	ROGERS	1:28.306	1:28.421	0.115
22	96	KENT	56.900	96	KENT	31.536	22	96	KENT	1:28.436	1:28.848	0.412
23	95	ROGERS	56.979	9	HOWLETT	31.692	23	85	WALES	1:28.584	1:28.613	0.029
24	9	HOWLETT	57.693	85	WALES	31.759	24	9	HOWLETT	1:29.385	1:29.513	0.128
25	113	NEWMAN	57.903	21	THURTL	32.117	25	113	NEWMAN	1:30.213	1:30.369	0.156
26	56	TURNER	58.478	113	NEWMAN	32.310	26	21	THURTL	1:30.917	1:31.172	0.255
27	21	THURTL	58.800	56	TURNER	32.452	27	56	TURNER	1:30.930	1:31.046	0.116
28	41	WILLIAMS	59.963	32	ASHMEAD	32.870	28	41	WILLIAMS	1:32.836	1:32.915	0.079
29	32	ASHMEAD	1:00.001	41	WILLIAMS	32.873	29	32	ASHMEAD	1:32.871	1:32.871	0.000
30	66	VINCENT	1:03.744	67	BAILEY	35.130	30	66	VINCENT	1:39.152	1:39.152	0.000
31	67	BAILEY	1:04.188	66	VINCENT	35.408	31	67	BAILEY	1:39.318	1:39.746	0.428
32	93	JAMES	1:04.731	14	CHRISTIE	35.449	32	93	JAMES	1:40.546	1:40.878	0.332
33	14	CHRISTIE	1:05.574	93	JAMES	35.815	33	14	CHRISTIE	1:41.023	1:42.184	1.161
34	343	SMOKER	1:05.616	343	SMOKER	36.929	34	343	SMOKER	1:42.545	1:42.817	0.272
35												

Weather / Track : Cloudy / Dry

Donington Park National
 Circuit Length = 1.9790 miles
 Start: 13:38 Flag 13:53 End: 13:54

Results can be found at www.tsl-timing.com

Printed - 13:59 Sunday, 19 May 2019

BMCRC-MRO Championships 2019



EDIasia FORMULA 400

Donington Park National

18th/19th May 2019



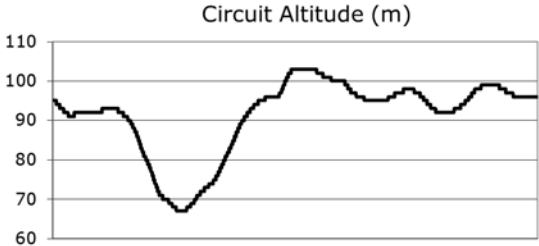
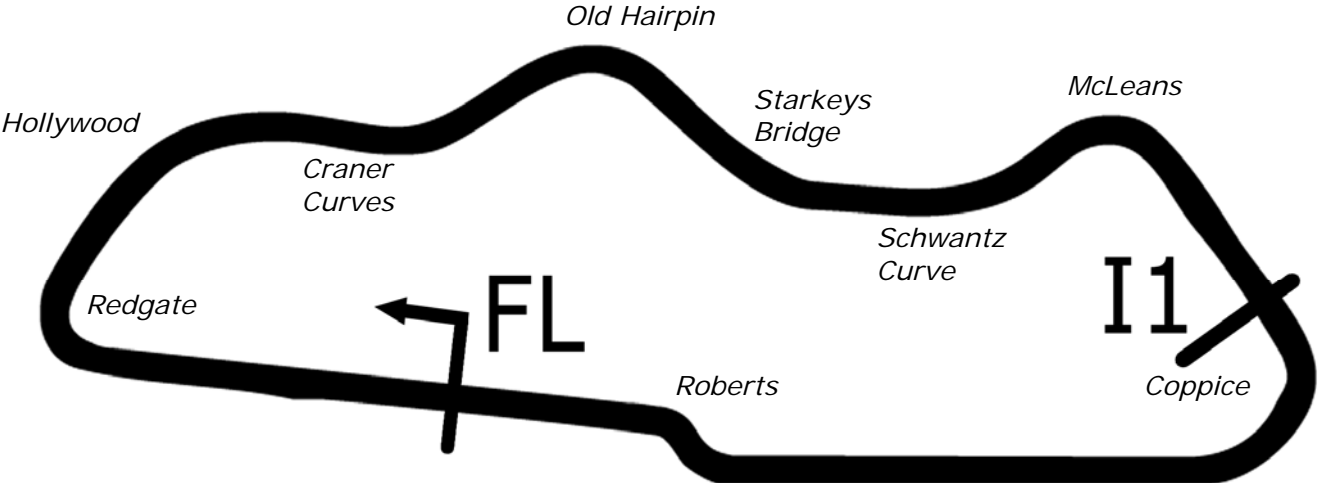
Results Provided by Timing Solutions Ltd
www.tsl-timing.com

Donington Park National



SPORTS TIMING

TIMING SOLUTIONS LTD



Length	1.9790 miles	3185.0 m	
FL		52.82971 N	1.37867 W
I1	2096m	52.82978 N	1.36508 W
Pit Entry	3100m	52.82951 N	1.37832 W
Pit Exit	229m after FL	52.82996 N	1.38205 W
Pit Entry–Pit Exit 287m, 17.2s @60kph, 12.9s @80kph			

All results available at www.tsl-timing.com

BMCRC - MRO Championships 2019 - Rnd 4 @ Donington Park

Team Green Junior & Senior 300 / EDlasia Formula 400

FREE PRACTICE - CLASSIFICATION

POS	NO	CL	PIC NAME	ENTRY	TIME	ON	LAPS	GAP	DIFF	MPH
1	78		Keith POVAH	Kawasaki - Park School Engine Club	1:20.225	9	9			88.80
2	86		Mathew SCOTT	Kawasaki - Dynotech Performance	1:22.132	11	11	1.907	1.907	86.74
3	12		Grant WALDER	Kawasaki - Fins Motorcycles	1:22.886	9	10	2.661	0.754	85.95
4	126		Glynn DAVIES	Kawasaki -	1:23.410	5	6	3.185	0.524	85.41
5	127		Adam GREEN	Kawasaki - Royal Air Force Motorsport Association	1:23.711	9	9	3.486	0.301	85.10
6	57		Paul FISHER	Kawasaki -	1:24.169	9	9	3.944	0.458	84.64
7	6	S	Matt BARBER	Yamaha -	1:24.325	6	9	4.100	0.156	84.49
8	135		Daniel INGHAM	Honda - Derek Jones Butchers	1:24.610	10	11	4.385	0.285	84.20
9	174	S	Paul WHITBY	Yamaha - Greybridge Ltd	1:24.619	7	7	4.394	0.009	84.19
10	125	S	Ben MILES	Yamaha - Allspeed	1:24.902	8	9	4.677	0.283	83.91
11	13	S	Doug EDMONDSON	Yamaha - Martin Johnson Exhausts	1:25.666	10	10	5.441	0.764	83.16
12	101	S	Andrew DAVIES	Yamaha - GIBSON EXHAUSTS	1:26.275	7	8	6.050	0.609	82.58
13	28		Kurt HODGSON	Honda - some local foos	1:26.417	8	9	6.192	0.142	82.44
14	35	S	Sam DIGBY-BAKER	Kawasaki -	1:26.429	10	10	6.204	0.012	82.43
15	48		Richie WELSH	Yamaha - EDEN'S EXPERIENCES/PETER FLEMING	1:27.193	5	5	6.968	0.764	81.71
16	55	S	Nick COOPER	Honda - Skint Racing - Wemoto.com	1:27.902	9	9	7.677	0.709	81.05
17	3	J	Lewis JONES	Kawasaki - 151 s	1:28.407	8	9	8.182	0.505	80.58
18	36	J	Ash BARNES	Kawasaki - BARNEYRACING	1:28.579	8	9	8.354	0.172	80.43
19	14	S	Tony DAVIES	Kawasaki - 3D Racing	1:28.691	10	10	8.466	0.112	80.33
20	65	S	Konrad BREESE	Kawasaki - STIHL Racing	1:28.779	8	9	8.554	0.088	80.25
21	441	J	Eliot DUFTON	Kawasaki - Dad / Held / Torfx	1:28.942	8	8	8.717	0.163	80.10
22	10	R	Graham McCARTHY	Kawasaki -	1:29.236	3	4	9.011	0.294	79.84
23	28	S	Kelvin HOARE	Kawasaki - Southern and Country Roofing Ltd	1:29.303	8	10	9.078	0.067	79.78
24	63		Daniel HARDY	Kawasaki -	1:29.382	9	9	9.157	0.079	79.71
25	43	S	Colin HALL	Kawasaki - simply saab	1:29.854	9	9	9.629	0.472	79.29
26	52		Gary JARMAN	Kawasaki - G & S Motorcycle tyres	1:29.938	5	5	9.713	0.084	79.21
27	68	J	Lucca ALLEN	Kawasaki - Mark Allen Autosmart	1:31.171	4	4	10.946	1.233	78.14
28	22	S	Samuel SMYTH	Kawasaki -	1:31.600	3	10	11.375	0.429	77.77
29	6	S	Martin COOPER	Kawasaki -	1:32.679	9	10	12.454	1.079	76.87
30	24		Harley GODZISZ	Honda - HRG Performance	1:33.001	5	6	12.776	0.322	76.60
31	97	S/R	Nicholas TAIG	Honda - Mantis Motorsports	1:33.079	8	10	12.854	0.078	76.54
32	88	S	David COURT	Kawasaki -	1:33.214	8	9	12.989	0.135	76.43
33	33		Jordan HARRIS	Suzuki - Steve Jordan Motorcycles	1:33.559	5	5	13.334	0.345	76.15
34	74	R	David BOWLER	Honda -	1:33.674	8	10	13.449	0.115	76.05
35	24	S	Darren STOLTON	Kawasaki -	1:34.086	8	10	13.861	0.412	75.72
36	16	J	Harry COOPER	Kawasaki -	1:34.200	9	10	13.975	0.114	75.63
37	47		Allan CLARK	Kawasaki - A Clark & Sons Builders	1:35.504	3	4	15.279	1.304	74.60
38	122	S	Paul WILSON	Kawasaki -	1:35.955	9	9	15.730	0.451	74.24
39	48	S	Kevin SABBARTON	Kawasaki - Karen Castle Opticians	1:37.801	5	5	17.576	1.846	72.84
40	42	J	Christopher JOHNSON	Kawasaki -	1:37.877	9	10	17.652	0.076	72.79
41	617	S	Tom SPALDING	Kawasaki - Spalding Project Management Ltd	1:37.951	8	8	17.726	0.074	72.73
42	70	S	Sean HALL	Kawasaki - S and y ceramics	1:38.955	5	5	18.730	1.004	71.99
43	7	S	Michael SHARMAN	Kawasaki -	1:40.559	3	6	20.334	1.604	70.85
44	77	J	Joe WHITE	Kawasaki - Just In Graphics / MZ Contracts	1:43.963	9	9	23.738	3.404	68.53
45	71	S	Karie HENLY	Kawasaki - Thomas Racing	1:47.490	5	9	27.265	3.527	66.28
46	707	J	Sam SPALDING	Kawasaki - Spalding Project Management Ltd	2:27.020	6	6	1:06.795	39.530	48.46

No. 57, 125 & 126 - Please fit a working transponder

Weather / Track : Cloudy / Damp

These results are provisional until the conclusion of any judicial and technical matters.

Donington Park National

Circuit Length = 1.9790 miles

Start: 11:01 Flag 11:17 End: 11:19

Clerk Of Course :

Timekeeper :

Results can be found at www.tsl-timing.com

Printed - 11:20 Saturday, 18 May 2019



BMCRC - MRO Championships 2019 - Rnd 4 @ Donington Park

Team Green Junior & Senior 300 / EDlasia Formula 400

FREE PRACTICE - SECTOR ANALYSIS



SECTOR 1 = FL to I1, SECTOR 2 = I1 to FL, DIFF = Difference To Personal Best Lap, P = Crossed Finish Line in Pit Lane, D = Time Disallowed

P1 78		Keith POVAH		Kawasaki - Park School Engine Club			
IDEAL LAP TIME : 1:20.225		BEST LAP TIME : 1:20.225		DIFFERENCE : 0.000			
LAP	SECTOR 1	SECTOR 2	LAP TIME	MPH	DIFF	TIME OF DAY	
1 -							11:02:29.997
2 -	57.428	30.387	1:27.815	81.13	7.590		11:03:57.812
3 -	57.165	30.774	1:27.939	81.01	7.714		11:05:25.751
4 -	55.268	29.106	1:24.374	84.44	4.149		11:06:50.125
5 -	53.725	28.921	1:22.646	86.20	2.421		11:08:12.771
6 -	3:57.390	29.754	5:51.200	20.28	4:30.975		11:14:03.971
7 -	54.140	28.407	1:22.547 (3)	86.31	2.322		11:15:26.518
8 -	53.975	28.397	1:22.372 (2)	86.49	2.147		11:16:48.890
9 -	51.832	28.393	1:20.225 (1)	88.80			11:18:09.115

P2 86		Mathew SCOTT		Kawasaki - Dynotech Performance			
IDEAL LAP TIME : 1:22.132		BEST LAP TIME : 1:22.132		DIFFERENCE : 0.000			
LAP	SECTOR 1	SECTOR 2	LAP TIME	MPH	DIFF	TIME OF DAY	
1 -							11:01:40.975
2 -	1:07.738	34.373	1:42.111	69.77	19.979		11:03:23.086
3 -	1:00.754	30.448	1:31.202	78.11	9.070		11:04:54.288
4 -	57.996	30.304	1:28.300	80.68	6.168		11:06:22.588
5 -	55.297	29.724	1:25.021	83.79	2.889		11:07:47.609
6 -	55.888	31.175	1:27.063	81.83	4.931		11:09:14.672
7 -	1:08.705	1:53.350	3:02.055	39.13	1:39.923		11:12:16.727
8 -	1:04.600	30.510	1:35.110	74.90	12.978		11:13:51.837
9 -	54.299	29.693	1:23.992 (2)	84.82	1.860		11:15:15.829
10 -	55.223	29.519	1:24.742 (3)	84.07	2.610		11:16:40.571
11 -	53.394	28.738	1:22.132 (1)	86.74			11:18:02.703

P3 12		Grant WALDER		Kawasaki - Fins Motorcycles			
IDEAL LAP TIME : 1:22.431		BEST LAP TIME : 1:22.886		DIFFERENCE : 0.455			
LAP	SECTOR 1	SECTOR 2	LAP TIME	MPH	DIFF	TIME OF DAY	
1 -							11:01:37.377
2 -	58.768	31.641	1:30.409	78.80	7.523		11:03:07.786
3 -	57.497	30.306	1:27.803	81.14	4.917		11:04:35.589
4 -	55.762	29.846	1:25.608	83.22	2.722		11:06:01.197
5 -	55.688	29.092	1:24.780 (3)	84.03	1.894		11:07:25.977
6 -	56.652	29.283	1:25.935	82.90	3.049		11:08:51.912
7 -	1:03.481	IN PIT	4:47.736 P	24.76	3:24.850		11:13:39.648
8 -	OUTLAP	29.509	1:40.489	70.89	17.603		11:15:20.137
9 -	54.588	28.298	1:22.886 (1)	85.95			11:16:43.023
10 -	54.133	28.882	1:23.015 (2)	85.82	0.129		11:18:06.038

P4 126		Glynn DAVIES		Kawasaki -			
IDEAL LAP TIME :		BEST LAP TIME : 1:23.410		DIFFERENCE :			
LAP	SECTOR 1	SECTOR 2	LAP TIME	MPH	DIFF	TIME OF DAY	
1 -							11:02:07.333
2 -			1:33.297	76.36	9.887		11:03:40.630
3 -			1:27.323	81.58	3.913		11:05:07.953
4 -			1:23.552 (2)	85.27	0.142		11:06:31.505
5 -			1:23.410 (1)	85.41			11:07:54.915
6 -			1:23.720 (3)	85.10	0.310		11:09:18.635

P5 127		Adam GREEN		Kawasaki - Royal Air Force Motorsport Association			
IDEAL LAP TIME : 1:23.711		BEST LAP TIME : 1:23.711		DIFFERENCE : 0.000			
LAP	SECTOR 1	SECTOR 2	LAP TIME	MPH	DIFF	TIME OF DAY	
1 -							11:01:45.001
2 -	1:10.845	34.372	1:45.217	67.71	21.506		11:03:30.218
3 -	1:03.504	32.642	1:36.146	74.10	12.435		11:05:06.364
4 -	1:00.560	30.874	1:31.434	77.92	7.723		11:06:37.798

Weather / Track : Cloudy / Damp

Donington Park National
Circuit Length = 1.9790 miles
Start: 11:01 Flag 11:17 End: 11:19

BMCRC - MRO Championships 2019 - Rnd 4 @ Donington Park

Team Green Junior & Senior 300 / EDlasia Formula 400

FREE PRACTICE - SECTOR ANALYSIS



SECTOR 1 = FL to I1, SECTOR 2 = I1 to FL, DIFF = Difference To Personal Best Lap, P = Crossed Finish Line in Pit Lane, D = Time Disallowed

5 -	59.010	30.631	1:29.641	79.47	5.930	11:08:07.439
6 -	3:01.758	30.418	5:06.065	23.27	3:42.354	11:13:13.504
7 -	56.556	30.127	1:26.683 (3)	82.19	2.972	11:14:40.187
8 -	55.601	30.919	1:26.520 (2)	82.34	2.809	11:16:06.707
9 -	54.821	28.890	1:23.711 (1)	85.10		11:17:30.418

P6 57		Paul FISHER		Kawasaki -		
IDEAL LAP TIME :		BEST LAP TIME : 1:24.169		DIFFERENCE :		
LAP	SECTOR 1	SECTOR 2	LAP TIME	MPH	DIFF	TIME OF DAY
1 -						11:01:45.777
2 -			1:38.867	72.06	14.698	11:03:24.644
3 -			1:31.016	78.27	6.847	11:04:55.660
4 -			1:27.975	80.98	3.806	11:06:23.635
5 -			1:26.812 (3)	82.06	2.643	11:07:50.447
6 -			1:27.471	81.45	3.302	11:09:17.918
7 -			6:00.284	19.77	4:36.115	11:15:18.202
8 -			1:25.558 (2)	83.27	1.389	11:16:43.760
9 -			1:24.169 (1)	84.64		11:18:07.929

P7 6 S		Matt BARBER		Yamaha -		
IDEAL LAP TIME : 1:24.200		BEST LAP TIME : 1:24.325		DIFFERENCE : 0.125		
LAP	SECTOR 1	SECTOR 2	LAP TIME	MPH	DIFF	TIME OF DAY
1 -						11:01:43.903
2 -	1:06.754	32.527	1:39.281	71.76	14.956	11:03:23.184
3 -	57.496	30.891	1:28.387	80.60	4.062	11:04:51.571
4 -	55.638	30.008	1:25.646	83.18	1.321	11:06:17.217
5 -	55.060	29.674	1:24.734 (2)	84.08	0.409	11:07:41.951
6 -	54.733	29.592	1:24.325 (1)	84.49		11:09:06.276
7 -	59.492	29.679	4:30.179	26.37	3:05.854	11:13:36.455
8 -	55.839	29.467	1:25.306 (3)	83.51	0.981	11:15:01.761
9 -	59.529	IN PIT	1:32.787 P	76.78	8.462	11:16:34.548

P8 135		Daniel INGHAM		Honda - Derek Jones Butchers		
IDEAL LAP TIME : 1:24.609		BEST LAP TIME : 1:24.610		DIFFERENCE : 0.001		
LAP	SECTOR 1	SECTOR 2	LAP TIME	MPH	DIFF	TIME OF DAY
1 -						11:01:38.362
2 -	59.521	32.591	1:32.112	77.34	7.502	11:03:10.474
3 -	57.143	31.577	1:28.720	80.30	4.110	11:04:39.194
4 -	55.260	31.203	1:26.463	82.40	1.853	11:06:05.657
5 -	54.592	30.812	1:25.404 (3)	83.42	0.794	11:07:31.061
6 -	58.065	31.212	1:29.277	79.80	4.667	11:09:00.338
7 -	1:02.302	2:05.822	3:08.124	37.87	1:43.514	11:12:08.462
8 -	1:01.044	30.715	1:31.759	77.64	7.149	11:13:40.221
9 -	55.275	30.328	1:25.603	83.22	0.993	11:15:05.824
10 -	54.422	30.188	1:24.610 (1)	84.20		11:16:30.434
11 -	54.479	30.187	1:24.666 (2)	84.14	0.056	11:17:55.100

P9 174 S		Paul WHITBY		Yamaha - Greybridge Ltd		
IDEAL LAP TIME : 1:24.619		BEST LAP TIME : 1:24.619		DIFFERENCE : 0.000		
LAP	SECTOR 1	SECTOR 2	LAP TIME	MPH	DIFF	TIME OF DAY
1 -		IN PIT			P	11:07:14.642
2 -	OUTLAP	31.682	1:46.628	66.81	22.009	11:09:01.270
3 -	1:05.635	2:14.370	3:20.005	35.62	1:55.386	11:12:21.275
4 -	1:05.991	32.056	1:38.047	72.66	13.428	11:13:59.322
5 -	56.582	30.488	1:27.070 (3)	81.82	2.451	11:15:26.392
6 -	56.431	30.343	1:26.774 (2)	82.10	2.155	11:16:53.166
7 -	54.779	29.840	1:24.619 (1)	84.19		11:18:17.785

Weather / Track : Cloudy / Damp

Donington Park National
Circuit Length = 1.9790 miles
Start: 11:01 Flag 11:17 End: 11:19

BMCRC - MRO Championships 2019 - Rnd 4 @ Donington Park

Team Green Junior & Senior 300 / EDlasia Formula 400

FREE PRACTICE - SECTOR ANALYSIS



SECTOR 1 = FL to I1, SECTOR 2 = I1 to FL, DIFF = Difference To Personal Best Lap, P = Crossed Finish Line in Pit Lane, D = Time Disallowed

P10 125 S Ben MILES			Yamaha - Allspeed			
IDEAL LAP TIME : 1:29.193		BEST LAP TIME : 1:24.902		DIFFERENCE : -4.291		
LAP	SECTOR 1	SECTOR 2	LAP TIME	MPH	DIFF	TIME OF DAY
1 -						11:02:28.468
2 -	1:00.704	31.389	1:32.093	77.36	7.191	11:04:00.561
3 -	58.351	30.998	1:29.349	79.73	4.447	11:05:29.910
4 -	58.195	IN PIT	1:34.934 P	75.04	10.032	11:07:04.844
5 -	OUTLAP	31.079	2:10.312	54.67	45.410	11:09:15.156
6 -	1:10.661		5:03.915	23.44	3:39.013	11:14:19.071
7 -			1:26.436 (3)	82.42	1.534	11:15:45.507
8 -			1:24.902 (1)	83.91		11:17:10.409
9 -			1:26.237 (2)	82.61	1.335	11:18:36.646

P11 13 S Doug EDMONDSON			Yamaha - Martin Johnson Exhausts			
IDEAL LAP TIME : 1:25.312		BEST LAP TIME : 1:25.666		DIFFERENCE : 0.354		
LAP	SECTOR 1	SECTOR 2	LAP TIME	MPH	DIFF	TIME OF DAY
1 -						11:01:32.366
2 -	58.680	32.384	1:31.064	78.23	5.398	11:03:03.430
3 -	58.160	30.823	1:28.983	80.06	3.317	11:04:32.413
4 -	56.594	30.008	1:26.602 (3)	82.26	0.936	11:05:59.015
5 -	56.908	29.771	1:26.679	82.19	1.013	11:07:25.694
6 -	58.217	30.814	1:29.031	80.02	3.365	11:08:54.725
7 -	59.549	29.645	4:41.298	25.32	3:15.632	11:13:36.023
8 -	56.606	29.507	1:26.113 (2)	82.73	0.447	11:15:02.136
9 -	57.396	30.450	1:27.846	81.10	2.180	11:16:29.982
10 -	55.805	29.861	1:25.666 (1)	83.16		11:17:55.648

P12 101 S Andrew DAVIES			Yamaha - GIBSON EXHAUSTS			
IDEAL LAP TIME : 1:25.287		BEST LAP TIME : 1:26.275		DIFFERENCE : 0.988		
LAP	SECTOR 1	SECTOR 2	LAP TIME	MPH	DIFF	TIME OF DAY
1 -						11:01:45.364
2 -	1:15.518	34.464	1:49.982	64.78	23.707	11:03:35.346
3 -	1:01.112	33.222	1:34.334	75.52	8.059	11:05:09.680
4 -	58.679	30.791	1:29.470 (3)	79.63	3.195	11:06:39.150
5 -	57.888	31.109	1:28.997 (2)	80.05	2.722	11:08:08.147
6 -	3:08.070	30.804	5:08.777	23.07	3:42.502	11:13:16.924
7 -	56.119	30.156	1:26.275 (1)	82.58		11:14:43.199
8 -	55.131	IN PIT	1:30.504 P	78.72	4.229	11:16:13.703

P13 28 Kurt HODGSON			Honda - some local fools			
IDEAL LAP TIME : 1:26.094		BEST LAP TIME : 1:26.417		DIFFERENCE : 0.323		
LAP	SECTOR 1	SECTOR 2	LAP TIME	MPH	DIFF	TIME OF DAY
1 -						11:01:47.995
2 -	1:11.198	34.490	1:45.688	67.41	19.271	11:03:33.683
3 -	1:01.408	32.272	1:33.680	76.05	7.263	11:05:07.363
4 -	59.937	31.287	1:31.224	78.10	4.807	11:06:38.587
5 -	58.697	31.470	1:30.167	79.01	3.750	11:08:08.754
6 -	2:59.618	31.233	5:06.757	23.22	3:40.340	11:13:15.511
7 -	57.192	31.072	1:28.264 (3)	80.71	1.847	11:14:43.775
8 -	56.152	30.265	1:26.417 (1)	82.44		11:16:10.192
9 -	57.053	29.942	1:26.995 (2)	81.89	0.578	11:17:37.187

P14 35 S Sam DIGBY-BAKER			Kawasaki -			
IDEAL LAP TIME : 1:26.429		BEST LAP TIME : 1:26.429		DIFFERENCE : 0.000		
LAP	SECTOR 1	SECTOR 2	LAP TIME	MPH	DIFF	TIME OF DAY
1 -						11:01:51.630
2 -	1:12.428	36.798	1:49.226	65.22	22.797	11:03:40.856
3 -	1:05.814	35.364	1:41.178	70.41	14.749	11:05:22.034
4 -	1:03.975	32.887	1:36.862	73.55	10.433	11:06:58.896

Weather / Track : Cloudy / Damp

Donington Park National
 Circuit Length = 1.9790 miles
 Start: 11:01 Flag 11:17 End: 11:19

BMCRC - MRO Championships 2019 - Rnd 4 @ Donington Park

Team Green Junior & Senior 300 / EDlasia Formula 400

FREE PRACTICE - SECTOR ANALYSIS



SECTOR 1 = FL to I1, SECTOR 2 = I1 to FL, DIFF = Difference To Personal Best Lap, P = Crossed Finish Line in Pit Lane, D = Time Disallowed

5 -	1:02.345	33.716	1:36.061	74.16	9.632	11:08:34.957
6 -	1:02.354	2:30.441	3:32.795	33.48	2:06.366	11:12:07.752
7 -	1:02.452	31.089	1:33.541	76.16	7.112	11:13:41.293
8 -	57.760	30.795	1:28.555 (2)	80.45	2.126	11:15:09.848
9 -	58.084	30.633	1:28.717 (3)	80.30	2.288	11:16:38.565
10 -	56.551	29.878	1:26.429 (1)	82.43		11:18:04.994

P15 48		Richie WELSH		Yamaha - EDEN'S EXPERIENCES/PETER FLEMING			
IDEAL LAP TIME : 1:25.119		BEST LAP TIME : 1:27.193		DIFFERENCE : 2.074			
LAP	SECTOR 1	SECTOR 2	LAP TIME	MPH	DIFF	TIME OF DAY	
1 -						11:01:51.975	
2 -	1:09.964	34.341	1:44.305	68.30	17.112	11:03:36.280	
3 -	1:00.579	31.919	1:32.498 (3)	77.02	5.305	11:05:08.778	
4 -	57.664	29.938	1:27.602 (2)	81.32	0.409	11:06:36.380	
5 -	56.996	30.197	1:27.193 (1)	81.71		11:08:03.573	

P16 55 S		Nick COOPER		Honda - Skint Racing - Wemoto.com			
IDEAL LAP TIME : 1:27.306		BEST LAP TIME : 1:27.902		DIFFERENCE : 0.596			
LAP	SECTOR 1	SECTOR 2	LAP TIME	MPH	DIFF	TIME OF DAY	
1 -						11:01:37.470	
2 -	1:03.169	34.658	1:37.827	72.82	9.925	11:03:15.297	
3 -	1:03.390	32.743	1:36.133	74.11	8.231	11:04:51.430	
4 -	1:01.694	31.705	1:33.399	76.28	5.497	11:06:24.829	
5 -	58.687	32.644	1:31.331 (3)	78.00	3.429	11:07:56.160	
6 -		34.857	5:37.926	21.08	4:10.024	11:13:34.086	
7 -	1:03.357	42.596	1:45.953	67.24	18.051	11:15:20.039	
8 -	59.855	30.550	1:30.405 (2)	78.80	2.503	11:16:50.444	
9 -	56.756	31.146	1:27.902 (1)	81.05		11:18:18.346	

P17 3 J		Lewis JONES		Kawasaki - 151 s			
IDEAL LAP TIME : 1:28.238		BEST LAP TIME : 1:28.407		DIFFERENCE : 0.169			
LAP	SECTOR 1	SECTOR 2	LAP TIME	MPH	DIFF	TIME OF DAY	
1 -						11:01:41.726	
2 -	1:08.752	34.648	1:43.400	68.90	14.993	11:03:25.126	
3 -	59.692	32.713	1:32.405	77.10	3.998	11:04:57.531	
4 -	58.749	31.915	1:30.664	78.58	2.257	11:06:28.195	
5 -	57.286	31.941	1:29.227 (3)	79.84	0.820	11:07:57.422	
6 -	3:18.398	32.158	5:20.630	22.22	3:52.223	11:13:18.052	
7 -	57.862	32.015	1:29.877	79.27	1.470	11:14:47.929	
8 -	57.225	31.182	1:28.407 (1)	80.58		11:16:16.336	
9 -	58.093	31.013	1:29.106 (2)	79.95	0.699	11:17:45.442	

P18 36 J		Ash BARNES		Kawasaki - BARNEYRACING			
IDEAL LAP TIME : 1:28.579		BEST LAP TIME : 1:28.579		DIFFERENCE : 0.000			
LAP	SECTOR 1	SECTOR 2	LAP TIME	MPH	DIFF	TIME OF DAY	
1 -						11:01:41.381	
2 -	1:09.347	34.922	1:44.269	68.32	15.690	11:03:25.650	
3 -	1:02.299	33.075	1:35.374	74.70	6.795	11:05:01.024	
4 -	1:00.511	32.974	1:33.485	76.21	4.906	11:06:34.509	
5 -	59.317	31.826	1:31.143	78.16	2.564	11:08:05.652	
6 -	3:06.797	32.063	5:11.889	22.84	3:43.310	11:13:17.541	
7 -	58.207	31.640	1:29.847 (2)	79.29	1.268	11:14:47.388	
8 -	57.485	31.094	1:28.579 (1)	80.43		11:16:15.967	
9 -	58.454	31.626	1:30.080 (3)	79.09	1.501	11:17:46.047	

P19 14 S		Tony DAVIES		Kawasaki - 3D Racing			
IDEAL LAP TIME : 1:28.691		BEST LAP TIME : 1:28.691		DIFFERENCE : 0.000			
LAP	SECTOR 1	SECTOR 2	LAP TIME	MPH	DIFF	TIME OF DAY	
1 -						11:01:46.272	

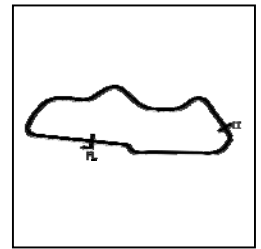
Weather / Track : Cloudy / Damp

Donington Park National
Circuit Length = 1.9790 miles
Start: 11:01 Flag 11:17 End: 11:19

BMCRC - MRO Championships 2019 - Rnd 4 @ Donington Park

Team Green Junior & Senior 300 / EDlasia Formula 400

FREE PRACTICE - SECTOR ANALYSIS



SECTOR 1 = FL to I1, SECTOR 2 = I1 to FL, DIFF = Difference To Personal Best Lap, P = Crossed Finish Line in Pit Lane, D = Time Disallowed

2 -	1:14.774	37.508	1:52.282	63.45	23.591	11:03:38.554
3 -	1:05.316	34.694	1:40.010	71.23	11.319	11:05:18.564
4 -	1:02.858	32.105	1:34.963	75.02	6.272	11:06:53.527
5 -	1:01.442	32.756	1:34.198	75.63	5.507	11:08:27.725
6 -	1:00.887	2:47.140	3:48.027	31.24	2:19.336	11:12:15.752
7 -	1:04.505	32.462	1:36.967	73.47	8.276	11:13:52.719
8 -	58.103	31.977	1:30.080 (2)	79.09	1.389	11:15:22.799
9 -	59.807	31.536	1:31.343 (3)	77.99	2.652	11:16:54.142
10 -	57.374	31.317	1:28.691 (1)	80.33		11:18:22.833

P20 65 S		Konrad BREESE		Kawasaki - STIHL Racing			
IDEAL LAP TIME : 1:28.293		BEST LAP TIME : 1:28.779		DIFFERENCE : 0.486			
LAP	SECTOR 1	SECTOR 2	LAP TIME	MPH	DIFF	TIME OF DAY	
1 -						11:01:39.210	
2 -	1:06.478	34.121	1:40.599	70.82	11.820	11:03:19.809	
3 -	59.804	32.826	1:32.630	76.91	3.851	11:04:52.439	
4 -	59.160	31.887	1:31.047	78.25	2.268	11:06:23.486	
5 -	57.967	31.141	1:29.108 (3)	79.95	0.329	11:07:52.594	
6 -	3:23.931	32.032	5:26.154	21.84	3:57.375	11:13:18.748	
7 -	57.683	31.829	1:29.512	79.59	0.733	11:14:48.260	
8 -	57.312	31.467	1:28.779 (1)	80.25		11:16:17.039	
9 -	57.152	31.762	1:28.914 (2)	80.12	0.135	11:17:45.953	

P21 441 J		Eliot DUFTON		Kawasaki - Dad / Held / Torfx			
IDEAL LAP TIME : 1:28.793		BEST LAP TIME : 1:28.942		DIFFERENCE : 0.149			
LAP	SECTOR 1	SECTOR 2	LAP TIME	MPH	DIFF	TIME OF DAY	
1 -		IN PIT				11:03:00.512	
2 -	OUTLAP	35.641	2:11.153	54.32	42.211	11:05:11.665	
3 -	1:00.342	32.369	1:32.711	76.84	3.769	11:06:44.376	
4 -	1:00.506	32.077	1:32.583	76.95	3.641	11:08:16.959	
5 -	2:46.170	32.637	5:01.332	23.64	3:32.390	11:13:18.291	
6 -	57.966	31.484	1:29.450 (2)	79.64	0.508	11:14:47.741	
7 -	57.469	32.124	1:29.593 (3)	79.52	0.651	11:16:17.334	
8 -	57.618	31.324	1:28.942 (1)	80.10		11:17:46.276	

P22 10 R		Graham McCARTHY		Kawasaki -			
IDEAL LAP TIME : 1:28.834		BEST LAP TIME : 1:29.236		DIFFERENCE : 0.402			
LAP	SECTOR 1	SECTOR 2	LAP TIME	MPH	DIFF	TIME OF DAY	
1 -						11:04:38.617	
2 -	1:01.286	33.453	1:34.739 (2)	75.20	5.503	11:06:13.356	
3 -	58.747	30.489	1:29.236 (1)	79.84		11:07:42.592	
4 -	1:07.580	30.087	1:37.667 (3)	72.94	8.431	11:09:20.259	

P23 28 S		Kelvin HOARE		Kawasaki - Southern and Country Roofing Ltd			
IDEAL LAP TIME : 1:29.272		BEST LAP TIME : 1:29.303		DIFFERENCE : 0.031			
LAP	SECTOR 1	SECTOR 2	LAP TIME	MPH	DIFF	TIME OF DAY	
1 -						11:02:13.775	
2 -	1:04.717	34.798	1:39.515	71.59	10.212	11:03:53.290	
3 -	1:01.888	33.788	1:35.676	74.46	6.373	11:05:28.966	
4 -	59.864	32.371	1:32.235	77.24	2.932	11:07:01.201	
5 -	1:01.962	32.832	1:34.794	75.15	5.491	11:08:35.995	
6 -	1:02.969	2:37.513	3:40.482	32.31	2:11.179	11:12:16.477	
7 -	1:04.065	32.644	1:36.709	73.67	7.406	11:13:53.186	
8 -	57.720	31.583	1:29.303 (1)	79.78		11:15:22.489	
9 -	59.575	31.903	1:31.478 (3)	77.88	2.175	11:16:53.967	
10 -	57.756	31.552	1:29.308 (2)	79.77	0.005	11:18:23.275	

Weather / Track : Cloudy / Damp

Donington Park National
Circuit Length = 1.9790 miles
Start: 11:01 Flag 11:17 End: 11:19

BMCRC - MRO Championships 2019 - Rnd 4 @ Donington Park

Team Green Junior & Senior 300 / EDlasia Formula 400

FREE PRACTICE - SECTOR ANALYSIS



SECTOR 1 = FL to I1, SECTOR 2 = I1 to FL, DIFF = Difference To Personal Best Lap, P = Crossed Finish Line in Pit Lane, D = Time Disallowed

P24 63		Daniel HARDY		Kawasaki -		
IDEAL LAP TIME : 1:29.274		BEST LAP TIME : 1:29.382		DIFFERENCE : 0.108		
LAP	SECTOR 1	SECTOR 2	LAP TIME	MPH	DIFF	TIME OF DAY
1 -						11:02:07.127
2 -	1:05.196	33.519	1:38.715	72.17	9.333	11:03:45.842
3 -	1:02.876	33.179	1:36.055	74.17	6.673	11:05:21.897
4 -	1:01.100	31.076	1:32.176 (3)	77.29	2.794	11:06:54.073
5 -	1:00.647	31.161	1:31.808 (2)	77.60	2.426	11:08:25.881
6 -	1:02.457	2:39.647	3:42.104	32.07	2:12.722	11:12:07.985
7 -	1:08.914	IN PIT	1:46.098 P	67.15	16.716	11:13:54.083
8 -	OUTLAP	30.880	2:51.911	41.44	1:22.529	11:16:45.994
9 -	58.394	30.988	1:29.382 (1)	79.71		11:18:15.376

P25 43 S		Colin HALL		Kawasaki - simply saab		
IDEAL LAP TIME : 1:29.854		BEST LAP TIME : 1:29.854		DIFFERENCE : 0.000		
LAP	SECTOR 1	SECTOR 2	LAP TIME	MPH	DIFF	TIME OF DAY
1 -						11:01:42.983
2 -	1:11.216	34.826	1:46.042	67.18	16.188	11:03:29.025
3 -	1:05.465	34.301	1:39.766	71.41	9.912	11:05:08.791
4 -	1:02.746	33.738	1:36.484	73.84	6.630	11:06:45.275
5 -	1:02.421	33.405	1:35.826	74.34	5.972	11:08:21.101
6 -	1:06.205	33.954	5:25.418	21.89	3:55.564	11:13:46.519
7 -	1:00.950	33.517	1:34.467 (3)	75.41	4.613	11:15:20.986
8 -	1:00.861	33.152	1:34.013 (2)	75.78	4.159	11:16:54.999
9 -	58.170	31.684	1:29.854 (1)	79.29		11:18:24.853

P26 52		Gary JARMAN		Kawasaki - G & S Motorcycle tyres		
IDEAL LAP TIME : 1:28.970		BEST LAP TIME : 1:29.938		DIFFERENCE : 0.968		
LAP	SECTOR 1	SECTOR 2	LAP TIME	MPH	DIFF	TIME OF DAY
1 -						11:01:40.399
2 -	1:08.092	34.089	1:42.181	69.72	12.243	11:03:22.580
3 -	1:01.719	32.161	1:33.880 (3)	75.89	3.942	11:04:56.460
4 -	59.258	31.186	1:30.444 (2)	78.77	0.506	11:06:26.904
5 -	57.784	32.154	1:29.938 (1)	79.21		11:07:56.842

P27 68 J		Lucca ALLEN		Kawasaki - Mark Allen Autosmart		
IDEAL LAP TIME : 1:31.171		BEST LAP TIME : 1:31.171		DIFFERENCE : 0.000		
LAP	SECTOR 1	SECTOR 2	LAP TIME	MPH	DIFF	TIME OF DAY
1 -						11:01:48.384
2 -	1:11.212	35.649	1:46.861 (3)	66.67	15.690	11:03:35.245
3 -	1:03.234	34.051	1:37.285 (2)	73.23	6.114	11:05:12.530
4 -	58.976	32.195	1:31.171 (1)	78.14		11:06:43.701

P28 22 S		Samuel SMYTH		Kawasaki -		
IDEAL LAP TIME : 1:31.062		BEST LAP TIME : 1:31.600		DIFFERENCE : 0.538		
LAP	SECTOR 1	SECTOR 2	LAP TIME	MPH	DIFF	TIME OF DAY
1 -						11:02:48.850
2 -	1:03.119	33.189	1:36.308	73.97	4.708	11:04:25.158
3 -	59.487	32.113	1:31.600 (1)	77.77		11:05:56.758
4 -	1:00.944	32.775	1:33.719	76.02	2.119	11:07:30.477
5 -	1:00.701	33.255	1:33.956	75.82	2.356	11:09:04.433
6 -	1:06.015	2:10.064	3:16.079	36.33	1:44.479	11:12:20.512
7 -	1:07.544	34.600	1:42.144	69.75	10.544	11:14:02.656
8 -	1:01.018	32.491	1:33.509 (3)	76.19	1.909	11:15:36.165
9 -	58.949	33.654	1:32.603 (2)	76.93	1.003	11:17:08.768
10 -	59.786	35.043	1:34.829	75.13	3.229	11:18:43.597

Weather / Track : Cloudy / Damp

Donington Park National
Circuit Length = 1.9790 miles
Start: 11:01 Flag 11:17 End: 11:19

BMCRC - MRO Championships 2019 - Rnd 4 @ Donington Park

Team Green Junior & Senior 300 / EDlasia Formula 400

FREE PRACTICE - SECTOR ANALYSIS



SECTOR 1 = FL to I1, SECTOR 2 = I1 to FL, DIFF = Difference To Personal Best Lap, P = Crossed Finish Line in Pit Lane, D = Time Disallowed

P29		6 S		Martin COOPER		Kawasaki -	
IDEAL LAP TIME : 1:30.517		BEST LAP TIME : 1:32.679		DIFFERENCE : 2.162			
LAP	SECTOR 1	SECTOR 2	LAP TIME	MPH	DIFF	TIME OF DAY	
1 -						11:01:51.739	
2 -	1:18.871	39.709	1:58.580	60.08	25.901	11:03:50.319	
3 -	1:08.509	35.433	1:43.942	68.54	11.263	11:05:34.261	
4 -	1:06.793	36.688	1:43.481	68.84	10.802	11:07:17.742	
5 -	1:01.663	32.361	1:34.024	75.77	1.345	11:08:51.766	
6 -	1:05.724	2:23.650	3:29.374	34.02	1:56.695	11:12:21.140	
7 -	1:08.762	32.949	1:41.711	70.04	9.032	11:14:02.851	
8 -	1:01.023	32.063	1:33.086 (2)	76.53	0.407	11:15:35.937	
9 -	58.454	34.225	1:32.679 (1)	76.87		11:17:08.616	
10 -	1:00.635	32.579	1:33.214 (3)	76.43	0.535	11:18:41.830	

P30		24		Harley GODZISZ		Honda - HRG Performance	
IDEAL LAP TIME : 1:32.680		BEST LAP TIME : 1:33.001		DIFFERENCE : 0.321			
LAP	SECTOR 1	SECTOR 2	LAP TIME	MPH	DIFF	TIME OF DAY	
1 -		IN PIT				11:06:05.411	P
2 -	OUTLAP	32.668	2:01.101	58.83	28.100	11:08:06.512	
3 -		32.877	5:27.749 (3)	21.73	3:54.748	11:13:34.261	
4 -	1:01.931	31.198	1:33.129 (2)	76.50	0.128	11:15:07.390	
5 -	1:01.583	31.418	1:33.001 (1)	76.60		11:16:40.391	
6 -	1:01.482	IN PIT	1:38.244 P	72.51	5.243	11:18:18.635	

P31		97 S/R		Nicholas TAIG		Honda - Mantis Motorsports	
IDEAL LAP TIME : 1:33.079		BEST LAP TIME : 1:33.079		DIFFERENCE : 0.000			
LAP	SECTOR 1	SECTOR 2	LAP TIME	MPH	DIFF	TIME OF DAY	
1 -						11:01:40.623	
2 -	1:14.607	36.174	1:50.781	64.31	17.702	11:03:31.404	
3 -	1:06.913	34.914	1:41.827	69.96	8.748	11:05:13.231	
4 -	1:03.662	33.505	1:37.167 (3)	73.32	4.088	11:06:50.398	
5 -	1:03.945	33.638	1:37.583	73.01	4.504	11:08:27.981	
6 -	1:07.165	2:41.922	3:49.087	31.10	2:16.008	11:12:17.068	
7 -	1:09.702	33.917	1:43.619	68.75	10.540	11:14:00.687	
8 -	1:00.218	32.861	1:33.079 (1)	76.54		11:15:33.766	
9 -	1:00.428	35.658	1:36.086 (2)	74.14	3.007	11:17:09.852	
10 -	1:01.828	35.898	1:37.726	72.90	4.647	11:18:47.578	

P32		88 S		David COURT		Kawasaki -	
IDEAL LAP TIME : 1:32.349		BEST LAP TIME : 1:33.214		DIFFERENCE : 0.865			
LAP	SECTOR 1	SECTOR 2	LAP TIME	MPH	DIFF	TIME OF DAY	
1 -		IN PIT				11:03:06.894	P
2 -	OUTLAP	37.211	2:22.806	49.89	49.592	11:05:29.700	
3 -	1:05.995	34.580	1:40.575	70.83	7.361	11:07:10.275	
4 -	1:02.945	34.254	1:37.199	73.29	3.985	11:08:47.474	
5 -	1:07.306	2:23.492	3:30.798	33.79	1:57.584	11:12:18.272	
6 -	1:09.599	36.173	1:45.772	67.35	12.558	11:14:04.044	
7 -	1:01.308	33.121	1:34.429 (2)	75.44	1.215	11:15:38.473	
8 -	59.228	33.986	1:33.214 (1)	76.43		11:17:11.687	
9 -	1:00.636	35.938	1:36.574 (3)	73.77	3.360	11:18:48.261	

P33		33		Jordan HARRIS		Suzuki - Steve Jordan Motorcycles	
IDEAL LAP TIME : 1:33.521		BEST LAP TIME : 1:33.559		DIFFERENCE : 0.038			
LAP	SECTOR 1	SECTOR 2	LAP TIME	MPH	DIFF	TIME OF DAY	
1 -						11:02:44.001	
2 -	1:09.421	34.818	1:44.239	68.34	10.680	11:04:28.240	
3 -	1:03.909	33.181	1:37.090 (3)	73.38	3.531	11:06:05.330	
4 -	1:03.225	32.448	1:35.673 (2)	74.46	2.114	11:07:41.003	
5 -	1:01.073	32.486	1:33.559 (1)	76.15		11:09:14.562	

Weather / Track : Cloudy / Damp

Donington Park National
Circuit Length = 1.9790 miles
Start: 11:01 Flag 11:17 End: 11:19

BMCRC - MRO Championships 2019 - Rnd 4 @ Donington Park

Team Green Junior & Senior 300 / EDlasia Formula 400

FREE PRACTICE - SECTOR ANALYSIS



SECTOR 1 = FL to I1, SECTOR 2 = I1 to FL, DIFF = Difference To Personal Best Lap, P = Crossed Finish Line in Pit Lane, D = Time Disallowed

P34 74 R David BOWLER			Honda -			
IDEAL LAP TIME : 1:33.203		BEST LAP TIME : 1:33.674		DIFFERENCE : 0.471		
LAP	SECTOR 1	SECTOR 2	LAP TIME	MPH	DIFF	TIME OF DAY
1 -						11:01:50.326
2 -	1:12.860	37.256	1:50.116	64.70	16.442	11:03:40.442
3 -	1:05.880	34.524	1:40.404	70.95	6.730	11:05:20.846
4 -	1:04.671	32.300	1:36.971	73.47	3.297	11:06:57.817
5 -	1:03.256	33.948	1:37.204	73.29	3.530	11:08:35.021
6 -	1:09.235	2:32.974	3:42.209	32.06	2:08.535	11:12:17.230
7 -	1:09.026	32.807	1:41.833	69.96	8.159	11:13:59.063
8 -	1:00.903	32.771	1:33.674 (1)	76.05		11:15:32.737
9 -	1:01.423	33.965	1:35.388 (3)	74.69	1.714	11:17:08.125
10 -	1:02.336	32.505	1:34.841 (2)	75.12	1.167	11:18:42.966

P35 24 S Darren STOLTON			Kawasaki -			
IDEAL LAP TIME : 1:33.712		BEST LAP TIME : 1:34.086		DIFFERENCE : 0.374		
LAP	SECTOR 1	SECTOR 2	LAP TIME	MPH	DIFF	TIME OF DAY
1 -						11:01:43.429
2 -	1:15.826	35.877	1:51.703	63.78	17.617	11:03:35.132
3 -	1:04.206	34.588	1:38.794	72.11	4.708	11:05:13.926
4 -	1:03.224	33.867	1:37.091 (3)	73.38	3.005	11:06:51.017
5 -	1:04.282	33.678	1:37.960	72.73	3.874	11:08:28.977
6 -	1:06.627	2:42.463	3:49.090	31.09	2:15.004	11:12:18.067
7 -	1:08.905	33.785	1:42.690	69.38	8.604	11:14:00.757
8 -	1:00.894	33.192	1:34.086 (1)	75.72		11:15:34.843
9 -	1:00.520	35.216	1:35.736 (2)	74.41	1.650	11:17:10.579
10 -	1:01.293	36.664	1:37.957	72.73	3.871	11:18:48.536

P36 16 J Harry COOPER			Kawasaki -			
IDEAL LAP TIME : 1:34.200		BEST LAP TIME : 1:34.200		DIFFERENCE : 0.000		
LAP	SECTOR 1	SECTOR 2	LAP TIME	MPH	DIFF	TIME OF DAY
1 -						11:01:53.528
2 -	1:17.426	39.482	1:56.908	60.94	22.708	11:03:50.436
3 -	1:08.841	35.530	1:44.371	68.26	10.171	11:05:34.807
4 -	1:06.795	34.454	1:41.249	70.36	7.049	11:07:16.056
5 -	1:04.647	33.402	1:38.049	72.66	3.849	11:08:54.105
6 -	1:12.033	2:15.283	3:27.316	34.36	1:53.116	11:12:21.421
7 -	1:09.976	33.630	1:43.606	68.76	9.406	11:14:05.027
8 -	1:01.447	32.935	1:34.382 (2)	75.48	0.182	11:15:39.409
9 -	1:01.271	32.929	1:34.200 (1)	75.63		11:17:13.609
10 -	1:01.744	33.722	1:35.466 (3)	74.63	1.266	11:18:49.075

P37 47 Allan CLARK			Kawasaki - A Clark & Sons Builders			
IDEAL LAP TIME : 1:33.724		BEST LAP TIME : 1:35.504		DIFFERENCE : 1.780		
LAP	SECTOR 1	SECTOR 2	LAP TIME	MPH	DIFF	TIME OF DAY
1 -						11:01:42.257
2 -	1:07.302	34.557	1:41.859 (2)	69.94	6.355	11:03:24.116
3 -	1:02.860	32.644	1:35.504 (1)	74.60		11:04:59.620
4 -	1:01.080	IN PIT	1:38.487 P	72.34	2.983	11:06:38.107

P38 122 S Paul WILSON			Kawasaki -			
IDEAL LAP TIME : 1:35.955		BEST LAP TIME : 1:35.955		DIFFERENCE : 0.000		
LAP	SECTOR 1	SECTOR 2	LAP TIME	MPH	DIFF	TIME OF DAY
1 -						11:02:10.366
2 -	1:09.483	35.927	1:45.410	67.58	9.455	11:03:55.776
3 -	1:05.530	34.281	1:39.811 (3)	71.38	3.856	11:05:35.587
4 -	1:06.134	35.634	1:41.768	70.00	5.813	11:07:17.355
5 -	1:06.196	34.704	1:40.900	70.61	4.945	11:08:58.255

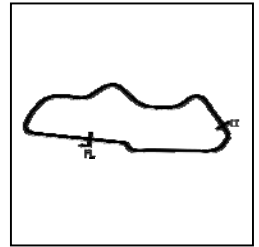
Weather / Track : Cloudy / Damp

Donington Park National
Circuit Length = 1.9790 miles
Start: 11:01 Flag 11:17 End: 11:19

BMCRC - MRO Championships 2019 - Rnd 4 @ Donington Park

Team Green Junior & Senior 300 / EDlasia Formula 400

FREE PRACTICE - SECTOR ANALYSIS



SECTOR 1 = FL to I1, SECTOR 2 = I1 to FL, DIFF = Difference To Personal Best Lap, P = Crossed Finish Line in Pit Lane, D = Time Disallowed

6 -	1:09.954	2:15.147	3:25.101	34.73	1:49.146	11:12:23.356
7 -	1:16.013	33.640	1:49.653	64.97	13.698	11:14:13.009
8 -	1:02.592	33.517	1:36.109 (2)	74.13	0.154	11:15:49.118
9 -	1:02.565	33.390	1:35.955 (1)	74.24		11:17:25.073

P39	48 S	Kevin SABBARTON	Kawasaki - Karen Castle Opticians			
IDEAL LAP TIME : 1:37.478		BEST LAP TIME : 1:37.801	DIFFERENCE : 0.323			
LAP	SECTOR 1	SECTOR 2	LAP TIME	MPH	DIFF	TIME OF DAY
1 -						11:01:47.427
2 -	1:13.682	38.040	1:51.722	63.77	13.921	11:03:39.149
3 -	1:06.237	34.121	1:40.358 (3)	70.99	2.557	11:05:19.507
4 -	1:05.418	34.087	1:39.505 (2)	71.60	1.704	11:06:59.012
5 -	1:03.391	34.410	1:37.801 (1)	72.84		11:08:36.813

P40	42 J	Christopher JOHNSON	Kawasaki -			
IDEAL LAP TIME : 1:37.122		BEST LAP TIME : 1:37.877	DIFFERENCE : 0.755			
LAP	SECTOR 1	SECTOR 2	LAP TIME	MPH	DIFF	TIME OF DAY
1 -						11:01:41.587
2 -	1:18.775	40.164	1:58.939	59.90	21.062	11:03:40.526
3 -	1:11.382	36.956	1:48.338	65.76	10.461	11:05:28.864
4 -	1:10.692	36.273	1:46.965	66.60	9.088	11:07:15.829
5 -	1:07.096	35.330	1:42.426	69.55	4.549	11:08:58.255
6 -	1:09.404	2:09.048	3:18.452	35.90	1:40.575	11:12:16.707
7 -	1:09.911	35.521	1:45.432	67.57	7.555	11:14:02.139
8 -	1:04.727	34.167	1:38.894 (2)	72.04	1.017	11:15:41.033
9 -	1:02.955	34.922	1:37.877 (1)	72.79		11:17:18.910
10 -	1:04.607	34.457	1:39.064 (3)	71.91	1.187	11:18:57.974

P41	617 S	Tom SPALDING	Kawasaki - Spalding Project Management Ltd			
IDEAL LAP TIME : 1:37.951		BEST LAP TIME : 1:37.951	DIFFERENCE : 0.000			
LAP	SECTOR 1	SECTOR 2	LAP TIME	MPH	DIFF	TIME OF DAY
1 -						11:02:47.041
2 -	1:22.839	39.897	2:02.736	58.04	24.785	11:04:49.777
3 -	1:08.760	36.526	1:45.286	67.66	7.335	11:06:35.063
4 -	1:05.355	36.327	1:41.682 (3)	70.06	3.731	11:08:16.745
5 -	1:17.520	2:44.786	4:02.306	29.40	2:24.355	11:12:19.051
6 -	1:14.143	35.613	1:49.756	64.91	11.805	11:14:08.807
7 -	1:04.974	34.566	1:39.540 (2)	71.57	1.589	11:15:48.347
8 -	1:03.761	34.190	1:37.951 (1)	72.73		11:17:26.298

P42	70 S	Sean HALL	Kawasaki - S and y ceramics			
IDEAL LAP TIME : 1:38.656		BEST LAP TIME : 1:38.955	DIFFERENCE : 0.299			
LAP	SECTOR 1	SECTOR 2	LAP TIME	MPH	DIFF	TIME OF DAY
1 -						11:02:28.281
2 -	1:09.934	37.358	1:47.292	66.40	8.337	11:04:15.573
3 -	1:05.438	35.113	1:40.551 (3)	70.85	1.596	11:05:56.124
4 -	1:05.214	34.437	1:39.651 (2)	71.49	0.696	11:07:35.775
5 -	1:04.219	34.736	1:38.955 (1)	71.99		11:09:14.730

P43	7 S	Michael SHARMAN	Kawasaki -			
IDEAL LAP TIME : 1:40.465		BEST LAP TIME : 1:40.559	DIFFERENCE : 0.094			
LAP	SECTOR 1	SECTOR 2	LAP TIME	MPH	DIFF	TIME OF DAY
1 -						11:01:44.943
2 -	1:15.963	36.884	1:52.847	63.13	12.288	11:03:37.790
3 -	1:05.944	34.615	1:40.559 (1)	70.85		11:05:18.349
4 -	1:06.233	35.288	1:41.521 (3)	70.17	0.962	11:06:59.870
5 -	1:05.850	35.303	1:41.153 (2)	70.43	0.594	11:08:41.023
6 -	1:09.451	2:34.304	3:43.755	31.84	2:03.196	11:12:24.778

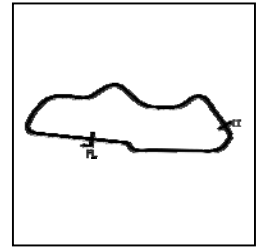
Weather / Track : Cloudy / Damp

Donington Park National
Circuit Length = 1.9790 miles
Start: 11:01 Flag 11:17 End: 11:19

BMCRC - MRO Championships 2019 - Rnd 4 @ Donington Park

Team Green Junior & Senior 300 / EDlasia Formula 400

FREE PRACTICE - SECTOR ANALYSIS



SECTOR 1 = FL to I1, SECTOR 2 = I1 to FL, DIFF = Difference To Personal Best Lap, P = Crossed Finish Line in Pit Lane, D = Time Disallowed

P44 77 J		Joe WHITE		Kawasaki - Just In Graphics / MZ Contracts			
IDEAL LAP TIME : 1:43.436		BEST LAP TIME : 1:43.963		DIFFERENCE : 0.527			
LAP	SECTOR 1	SECTOR 2	LAP TIME	MPH	DIFF	TIME OF DAY	
1 -							11:01:50.213
2 -	1:19.937	39.262	1:59.199	59.77	15.236		11:03:49.412
3 -	1:13.826	37.657	1:51.483	63.90	7.520		11:05:40.895
4 -	1:11.769	38.100	1:49.869	64.84	5.906		11:07:30.764
5 -	1:10.589	37.132	1:47.721	66.13	3.758		11:09:18.485
6 -	3:38.683	37.192	4:15.875	27.84	2:31.912		11:13:34.360
7 -	1:08.536	36.049	1:44.585 (2)	68.12	0.622		11:15:18.945
8 -	1:09.178	35.561	1:44.739 (3)	68.02	0.776		11:17:03.684
9 -	1:07.875	36.088	1:43.963 (1)	68.53			11:18:47.647

P45 71 S		Karie HENLY		Kawasaki - Thomas Racing			
IDEAL LAP TIME : 1:46.568		BEST LAP TIME : 1:47.490		DIFFERENCE : 0.922			
LAP	SECTOR 1	SECTOR 2	LAP TIME	MPH	DIFF	TIME OF DAY	
1 -							11:01:38.564
2 -	1:16.730	38.649	1:55.379	61.74	7.889		11:03:33.943
3 -	1:14.318	39.272	1:53.590	62.72	6.100		11:05:27.533
4 -	1:12.487	37.031	1:49.518	65.05	2.028		11:07:17.051
5 -	1:11.015	36.475	1:47.490 (1)	66.28			11:09:04.541
6 -	1:14.557	2:03.614	3:18.171	35.95	1:30.681		11:12:22.712
7 -	1:19.500	36.384	1:55.884	61.48	8.394		11:14:18.596
8 -	1:11.845	37.193	1:49.038 (3)	65.34	1.548		11:16:07.634
9 -	1:10.184	37.395	1:47.579 (2)	66.22	0.089		11:17:55.213

P46 707 J		Sam SPALDING		Kawasaki - Spalding Project Management Ltd			
IDEAL LAP TIME : 2:26.841		BEST LAP TIME : 2:27.020		DIFFERENCE : 0.179			
LAP	SECTOR 1	SECTOR 2	LAP TIME	MPH	DIFF	TIME OF DAY	
1 -							11:02:48.637
2 -	1:46.504	52.877	2:39.381	44.70	12.361		11:05:28.018
3 -	1:45.841	52.736	2:38.577 (3)	44.92	11.557		11:08:06.595
4 -	1:38.121	2:34.765	4:12.886	28.17	1:45.866		11:12:19.481
5 -	1:42.864	52.826	2:35.690 (2)	45.76	8.670		11:14:55.171
6 -	1:38.300	48.720	2:27.020 (1)	48.46			11:17:22.191

Weather / Track : Cloudy / Damp

Donington Park National
 Circuit Length = 1.9790 miles
 Start: 11:01 Flag 11:17 End: 11:19

BMCRC - MRO Championships 2019 - Rnd 4 @ Donington Park

Team Green Junior & Senior 300 / EDlasia Formula 400

FREE PRACTICE - BEST SECTORS

SECTOR 1				SECTOR 2				IDEAL / BEST COMPARISON				
POS	NO	NAME	TIME	NO	NAME	TIME	POS	NO	NAME	IDEAL	BEST	DIFF
									PERFECT LAP	1:20.130		
1	78	POVAH	51.832	12	WALDER	28.298	1	78	POVAH	1:20.225	1:20.225	0.000
2	86	SCOTT	53.394	78	POVAH	28.393	2	86	SCOTT	1:22.132	1:22.132	0.000
3	12	WALDER	54.133	86	SCOTT	28.738	3	12	WALDER	1:22.431	1:22.886	0.455
4	135	INGHAM	54.422	127	GREEN	28.890	4	127	GREEN	1:23.711	1:23.711	0.000
5	6	BARBER	54.733	6	BARBER	29.467	5	6	BARBER	1:24.200	1:24.325	0.125
6	174	WHITBY	54.779	13	EDMONDSON	29.507	6	135	INGHAM	1:24.609	1:24.610	0.001
7	127	GREEN	54.821	174	WHITBY	29.840	7	174	WHITBY	1:24.619	1:24.619	0.000
8	101	DAVIES	55.131	35	DIGBY-BAKER	29.878	8	48	WELSH	1:25.119	1:27.193	2.074
9	48	WELSH	55.181	48	WELSH	29.938	9	101	DAVIES	1:25.287	1:26.275	0.988
10	13	EDMONDSON	55.805	28	HODGSON	29.942	10	13	EDMONDSON	1:25.312	1:25.666	0.354
11	28	HODGSON	56.152	10	McCARTHY	30.087	11	28	HODGSON	1:26.094	1:26.417	0.323
12	35	DIGBY-BAKER	56.551	101	DAVIES	30.156	12	35	DIGBY-BAKER	1:26.429	1:26.429	0.000
13	55	COOPER	56.756	135	INGHAM	30.187	13	55	COOPER	1:27.306	1:27.902	0.596
14	65	BREESE	57.152	55	COOPER	30.550	14	3	JONES	1:28.238	1:28.407	0.169
15	3	JONES	57.225	63	HARDY	30.880	15	65	BREESE	1:28.293	1:28.779	0.486
16	14	DAVIES	57.374	125	MILES	30.998	16	36	BARNES	1:28.579	1:28.579	0.000
17	441	DUFTON	57.469	3	JONES	31.013	17	14	DAVIES	1:28.691	1:28.691	0.000
18	36	BARNES	57.485	36	BARNES	31.094	18	441	DUFTON	1:28.793	1:28.942	0.149
19	28	HOARE	57.720	65	BREESE	31.141	19	10	McCARTHY	1:28.834	1:29.236	0.402
20	52	JARMAN	57.784	52	JARMAN	31.186	20	52	JARMAN	1:28.970	1:29.938	0.968
21	43	HALL	58.170	24	GODZISZ	31.198	21	125	MILES	1:29.193	1:24.902	-4.291
22	125	MILES	58.195	14	DAVIES	31.317	22	28	HOARE	1:29.272	1:29.303	0.031
23	63	HARDY	58.394	441	DUFTON	31.324	23	63	HARDY	1:29.274	1:29.382	0.108
24	6	COOPER	58.454	28	HOARE	31.552	24	43	HALL	1:29.854	1:29.854	0.000
25	10	McCARTHY	58.747	43	HALL	31.684	25	6	COOPER	1:30.517	1:32.679	2.162
26	22	SMYTH	58.949	6	COOPER	32.063	26	22	SMYTH	1:31.062	1:31.600	0.538
27	68	ALLEN	58.976	22	SMYTH	32.113	27	68	ALLEN	1:31.171	1:31.171	0.000
28	88	COURT	59.228	68	ALLEN	32.195	28	88	COURT	1:32.349	1:33.214	0.865
29	97	TAIG	1:00.218	74	BOWLER	32.300	29	24	GODZISZ	1:32.680	1:33.001	0.321
30	24	STOLTON	1:00.520	33	HARRIS	32.448	30	97	TAIG	1:33.079	1:33.079	0.000
31	74	BOWLER	1:00.903	47	CLARK	32.644	31	74	BOWLER	1:33.203	1:33.674	0.471
32	33	HARRIS	1:01.073	97	TAIG	32.861	32	33	HARRIS	1:33.521	1:33.559	0.038
33	47	CLARK	1:01.080	16	COOPER	32.929	33	24	STOLTON	1:33.712	1:34.086	0.374
34	16	COOPER	1:01.271	88	COURT	33.121	34	47	CLARK	1:33.724	1:35.504	1.780
35	24	GODZISZ	1:01.482	24	STOLTON	33.192	35	16	COOPER	1:34.200	1:34.200	0.000
36	122	WILSON	1:02.565	122	WILSON	33.390	36	122	WILSON	1:35.955	1:35.955	0.000
37	42	JOHNSON	1:02.955	48	SABBARTON	34.087	37	42	JOHNSON	1:37.122	1:37.877	0.755
38	48	SABBARTON	1:03.391	42	JOHNSON	34.167	38	48	SABBARTON	1:37.478	1:37.801	0.323
39	617	SPALDING	1:03.761	617	SPALDING	34.190	39	617	SPALDING	1:37.951	1:37.951	0.000
40	70	HALL	1:04.219	70	HALL	34.437	40	70	HALL	1:38.656	1:38.955	0.299
41	7	SHARMAN	1:05.850	7	SHARMAN	34.615	41	7	SHARMAN	1:40.465	1:40.559	0.094
42	77	WHITE	1:07.875	77	WHITE	35.561	42	77	WHITE	1:43.436	1:43.963	0.527
43	71	HENLY	1:10.184	71	HENLY	36.384	43	71	HENLY	1:46.568	1:47.490	0.922
44	707	SPALDING	1:38.121	707	SPALDING	48.720	44	707	SPALDING	2:26.841	2:27.020	0.179
45							45	126	DAVIES		1:23.410	
46							46	57	FISHER		1:24.169	

Weather / Track : Cloudy / Damp

Donington Park National
Circuit Length = 1.9790 miles
Start: 11:01 Flag 11:17 End: 11:19

Results can be found at www.tsl-timing.com

Printed - 11:21 Saturday, 18 May 2019

BMCRC - MRO Championships 2019 - Rnd 4 @ Donington Park

Team Green Junior & Senior 300 / EDlasia Formula 400

QUALIFYING - CLASSIFICATION

POS	NO	CL	PIC NAME	ENTRY	TIME	ON	LAPS	GAP	DIFF	MPH
1	126		1 Glynn DAVIES	Kawasaki -	1:17.059	5	7			92.45
2	78		2 Keith POVAH	Kawasaki - Park School Engine Club	1:18.402	9	9	1.343	1.343	90.87
3	48		3 Richie WELSH	Yamaha - EDEN'S EXPERIENCES/PETER FLEMING	1:18.672	9	9	1.613	0.270	90.56
4	86		4 Mathew SCOTT	Kawasaki - Dynotech Performance	1:19.294	9	9	2.235	0.622	89.85
5	13	S	1 Doug EDMONDSON	Yamaha - Martin Johnson Exhausts	1:20.590	5	9	3.531	1.296	88.40
6	125	S	2 Ben MILES	Yamaha - Allspeed	1:21.010	8	9	3.951	0.420	87.94
7	12		5 Grant WALDER	Kawasaki - Fins Motorcycles	1:21.522	8	9	4.463	0.512	87.39
8	6	S	3 Matt BARBER	Yamaha -	1:21.646	4	9	4.587	0.124	87.26
9	57		6 Paul FISHER	Kawasaki -	1:21.956	7	9	4.897	0.310	86.93
10	135		7 Daniel INGHAM	Honda - Derek Jones Butchers	1:22.117	7	9	5.058	0.161	86.76
11	10	R	1 Graham McCARTHY	Kawasaki -	1:22.270	5	8	5.211	0.153	86.60
12	127		8 Adam GREEN	Kawasaki - Royal Air Force Motorsport Association	1:22.395	7	9	5.336	0.125	86.46
13	101	S	4 Andrew DAVIES	Yamaha - GIBSON EXHAUSTS	1:22.736	5	9	5.677	0.341	86.11
14	36	J	1 Ash BARNES	Kawasaki - BARNEYRACING	1:24.440	6	9	7.381	1.704	84.37
15	28		9 Kurt HODGSON	Honda - some local fools	1:24.483	9	9	7.424	0.043	84.33
16	35	S	5 Sam DIGBY-BAKER	Kawasaki -	1:24.523	6	9	7.464	0.040	84.29
17	174	S	6 Paul WHITBY	Yamaha - Greybridge Ltd	1:24.693	8	9	7.634	0.170	84.12
18	52		10 Gary JARMAN	Kawasaki - G & S Motorcycle tyres	1:24.962	6	7	7.903	0.269	83.85
19	63		11 Daniel HARDY	Kawasaki -	1:24.988	9	9	7.929	0.026	83.83
20	3	J	2 Lewis JONES	Kawasaki - 151 s	1:25.101	5	9	8.042	0.113	83.71
21	441	J	3 Elliot DUFTON	Kawasaki - Dad / Held / Torfx	1:25.177	9	9	8.118	0.076	83.64
22	55	S	7 Nick COOPER	Honda - Skint Racing - Wemoto.com	1:25.565	5	9	8.506	0.388	83.26
23	14	S	1 Tony DAVIES	Kawasaki - 3D Racing	1:25.817	7	9	8.758	0.252	83.02
24	28	S	2 Kelvin HOARE	Kawasaki - Southern and Country Roofing Ltd	1:27.352	9	9	10.293	1.535	81.56
25	6	S	3 Martin COOPER	Kawasaki -	1:27.454	6	9	10.395	0.102	81.46
26	65	S	4 Konrad BREESE	Kawasaki - STIHL Racing	1:27.466	8	9	10.407	0.012	81.45
27	22*	S	5 Samuel SMYTH	Kawasaki -	1:27.628	8	8	10.569	0.162	81.30
28	68	J	4 Lucca ALLEN	Kawasaki - Mark Allen Autosmart	1:27.781	7	9	10.722	0.153	81.16
29	33		12 Jordan HARRIS	Suzuki - Steve Jordan Motorcycles	1:28.410	8	8	11.351	0.629	80.58
30	42	J	5 Christopher JOHNSON	Kawasaki -	1:30.031	8	8	12.972	1.621	79.13
31	74	R	2 David BOWLER	Honda -	1:30.241	5	8	13.182	0.210	78.95
32	47		13 Allan CLARK	Kawasaki - A Clark & Sons Builders	1:30.322	8	8	13.263	0.081	78.88
33	24	S	6 Darren STOLTON	Kawasaki -	1:30.336	8	8	13.277	0.014	78.86
34	24		14 Harley GODZISZ	Honda - HRG Performance	1:30.439	7	8	13.380	0.103	78.77
35	88	S	7 David COURT	Kawasaki -	1:30.552	5	8	13.493	0.113	78.68
36	43	S	8 Colin HALL	Kawasaki - simply saab	1:31.060	8	8	14.001	0.508	78.24
37	66	R	3 Damian COTTRELL	Kawasaki - J P METAL TREATMENTS	1:31.373	3	5	14.314	0.313	77.97
38	7	S	9 Michael SHARMAN	Kawasaki -	1:32.674	7	8	15.615	1.301	76.87
39	48	S	10 Kevin SABBARTON	Kawasaki - Karen Castle Opticians	1:33.180	8	8	16.121	0.506	76.46
40	70	S	11 Sean HALL	Kawasaki - S and y ceramics	1:33.515	8	8	16.456	0.335	76.18
41	16	J	6 Harry COOPER	Kawasaki -	1:33.649	8	8	16.590	0.134	76.07
42	122	S	12 Paul WILSON	Kawasaki -	1:33.860	7	8	16.801	0.211	75.90
43	97	S/R	1 Nicholas TAIG	Honda - Mantis Motorsports	1:34.288	6	8	17.229	0.428	75.56
44	617	S	13 Tom SPALDING	Kawasaki - Spalding Project Management Ltd	1:35.579	7	8	18.520	1.291	74.54
45	77	J	7 Joe WHITE	Kawasaki - Just In Graphics / MZ Contracts	1:41.878	4	8	24.819	6.299	69.93
46	707	J	8 Sam SPALDING	Kawasaki - Spalding Project Management Ltd	2:10.669	5	6	53.610	28.791	54.52

No. 22 - Please fit a working transponder

Weather / Track : Bright / Dry

These results are provisional until the conclusion of any judicial and technical matters.

Donington Park National

Circuit Length = 1.9790 miles

Start: 14:23 Flag 14:34 End: 14:36

Clerk Of Course :	Timekeeper :
-------------------	--------------

Results can be found at www.tsl-timing.com

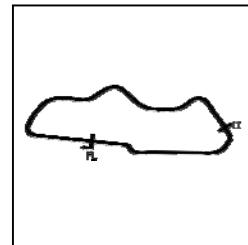
Printed - 14:44 Saturday, 18 May 2019



BMCRC - MRO Championships 2019 - Rnd 4 @ Donington Park

Team Green Junior & Senior 300 / EDlasia Formula 400

QUALIFYING - SECTOR ANALYSIS



SECTOR 1 = FL to I1, SECTOR 2 = I1 to FL, DIFF = Difference To Personal Best Lap, P = Crossed Finish Line in Pit Lane, D = Time Disallowed

P1 126		Glynn DAVIES		Kawasaki -		
IDEAL LAP TIME : 1:16.898		BEST LAP TIME : 1:17.059		DIFFERENCE : 0.161		
LAP	SECTOR 1	SECTOR 2	LAP TIME	MPH	DIFF	TIME OF DAY
1 -						14:23:43.638
2 -	53.132	28.070	1:21.202	87.73	4.143	14:25:04.840
3 -	50.558	27.542	1:18.100 (3)	91.22	1.041	14:26:22.940
4 -	50.238	27.154	1:17.392 (2)	92.05	0.333	14:27:40.332
5 -	49.744	27.315	1:17.059 (1)	92.45		14:28:57.391
6 -	53.243	29.438	1:22.681	86.17	5.622	14:30:20.072
7 -	56.184	IN PIT	1:34.393 P	75.47	17.334	14:31:54.465

P2 78		Keith POVAH		Kawasaki - Park School Engine Club		
IDEAL LAP TIME : 1:18.338		BEST LAP TIME : 1:18.402		DIFFERENCE : 0.064		
LAP	SECTOR 1	SECTOR 2	LAP TIME	MPH	DIFF	TIME OF DAY
1 -						14:23:40.943
2 -	53.739	28.088	1:21.827	87.06	3.425	14:25:02.770
3 -	51.965	28.825	1:20.790	88.18	2.388	14:26:23.560
4 -	50.923	27.765	1:18.688 (2)	90.54	0.286	14:27:42.248
5 -	51.138	27.834	1:18.972 (3)	90.21	0.570	14:29:01.220
6 -	51.633	27.758	1:19.391	89.74	0.989	14:30:20.611
7 -	56.162	28.654	1:24.816	84.00	6.414	14:31:45.427
8 -	50.972	28.142	1:19.114	90.05	0.712	14:33:04.541
9 -	50.987	27.415	1:18.402 (1)	90.87		14:34:22.943

P3 48		Richie WELSH		Yamaha - EDEN'S EXPERIENCES/PETER FLEMING		
IDEAL LAP TIME : 1:18.323		BEST LAP TIME : 1:18.672		DIFFERENCE : 0.349		
LAP	SECTOR 1	SECTOR 2	LAP TIME	MPH	DIFF	TIME OF DAY
1 -						14:23:40.603
2 -	55.621	28.656	1:24.277	84.53	5.605	14:25:04.880
3 -	52.139	28.819	1:20.958	88.00	2.286	14:26:25.838
4 -	52.020	27.650	1:19.670	89.42	0.998	14:27:45.508
5 -	51.681	27.477	1:19.158 (3)	90.00	0.486	14:29:04.666
6 -	51.738	28.339	1:20.077	88.97	1.405	14:30:24.743
7 -	52.701	28.354	1:21.055	87.89	2.383	14:31:45.798
8 -	51.015	27.814	1:18.829 (2)	90.38	0.157	14:33:04.627
9 -	51.364	27.308	1:18.672 (1)	90.56		14:34:23.299

P4 86		Mathew SCOTT		Kawasaki - Dynotech Performance		
IDEAL LAP TIME : 1:18.398		BEST LAP TIME : 1:19.294		DIFFERENCE : 0.896		
LAP	SECTOR 1	SECTOR 2	LAP TIME	MPH	DIFF	TIME OF DAY
1 -						14:23:43.547
2 -	57.422	30.122	1:27.544	81.38	8.250	14:25:11.091
3 -	52.673	28.270	1:20.943	88.02	1.649	14:26:32.034
4 -	52.130	27.456	1:19.586 (2)	89.52	0.292	14:27:51.620
5 -	51.918	28.507	1:20.425	88.58	1.131	14:29:12.045
6 -	53.005	28.083	1:21.088	87.86	1.794	14:30:33.133
7 -	53.536	27.677	1:21.213	87.72	1.919	14:31:54.346
8 -	52.321	27.761	1:20.082 (3)	88.96	0.788	14:33:14.428
9 -	50.942	28.352	1:19.294 (1)	89.85		14:34:33.722

P5 13 S		Doug EDMONDSON		Yamaha - Martin Johnson Exhausts		
IDEAL LAP TIME : 1:20.526		BEST LAP TIME : 1:20.590		DIFFERENCE : 0.064		
LAP	SECTOR 1	SECTOR 2	LAP TIME	MPH	DIFF	TIME OF DAY
1 -						14:23:40.934
2 -	55.545	29.163	1:24.708	84.10	4.118	14:25:05.642
3 -	52.207	28.640	1:20.847 (3)	88.12	0.257	14:26:26.489
4 -	52.226	28.527	1:20.753 (2)	88.22	0.163	14:27:47.242
5 -	52.116	28.474	1:20.590 (1)	88.40		14:29:07.832
6 -	52.605	29.494	1:22.099	86.78	1.509	14:30:29.931

Weather / Track : Bright / Dry

Donington Park National
Circuit Length = 1.9790 miles
Start: 14:23 Flag 14:34 End: 14:36

BMCRC - MRO Championships 2019 - Rnd 4 @ Donington Park

Team Green Junior & Senior 300 / EDlasia Formula 400

QUALIFYING - SECTOR ANALYSIS



SECTOR 1 = FL to I1, SECTOR 2 = I1 to FL, DIFF = Difference To Personal Best Lap, P = Crossed Finish Line in Pit Lane, D = Time Disallowed

7 -	52.525	28.932	1:21.457	87.46	0.867	14:31:51.388
8 -	52.625	28.662	1:21.287	87.64	0.697	14:33:12.675
9 -	52.052	28.931	1:20.983	87.97	0.393	14:34:33.658

P6 125 S		Ben MILES		Yamaha - Allspeed			
IDEAL LAP TIME : 1:20.870		BEST LAP TIME : 1:21.010		DIFFERENCE : 0.140			
LAP	SECTOR 1	SECTOR 2	LAP TIME	MPH	DIFF	TIME OF DAY	
1 -						14:23:42.071	
2 -	55.661	28.974	1:24.635	84.18	3.625	14:25:06.706	
3 -	53.771	28.761	1:22.532	86.32	1.522	14:26:29.238	
4 -	52.618	28.673	1:21.291 (2)	87.64	0.281	14:27:50.529	
5 -	52.631	28.823	1:21.454 (3)	87.46	0.444	14:29:11.983	
6 -	54.225	28.700	1:22.925	85.91	1.915	14:30:34.908	
7 -	54.157	28.708	1:22.865	85.97	1.855	14:31:57.773	
8 -	52.197	28.813	1:21.010 (1)	87.94		14:33:18.783	
9 -	53.417	29.017	1:22.434	86.42	1.424	14:34:41.217	

P7 12		Grant WALDER		Kawasaki - Fins Motorcycles			
IDEAL LAP TIME : 1:20.815		BEST LAP TIME : 1:21.522		DIFFERENCE : 0.707			
LAP	SECTOR 1	SECTOR 2	LAP TIME	MPH	DIFF	TIME OF DAY	
1 -						14:23:41.396	
2 -	56.011	28.498	1:24.509	84.30	2.987	14:25:05.905	
3 -	53.114	28.419	1:21.533 (2)	87.38	0.011	14:26:27.438	
4 -	53.293	28.636	1:21.929	86.96	0.407	14:27:49.367	
5 -	53.533	28.458	1:21.991	86.89	0.469	14:29:11.358	
6 -	55.394	28.516	1:23.910	84.90	2.388	14:30:35.268	
7 -	54.962	27.911	1:22.873	85.97	1.351	14:31:58.141	
8 -	52.904	28.618	1:21.522 (1)	87.39		14:33:19.663	
9 -	53.325	28.286	1:21.611 (3)	87.30	0.089	14:34:41.274	

P8 6 S		Matt BARBER		Yamaha -			
IDEAL LAP TIME : 1:21.035		BEST LAP TIME : 1:21.646		DIFFERENCE : 0.611			
LAP	SECTOR 1	SECTOR 2	LAP TIME	MPH	DIFF	TIME OF DAY	
1 -						14:23:42.584	
2 -	55.461	29.322	1:24.783	84.03	3.137	14:25:07.367	
3 -	53.226	28.545	1:21.771 (3)	87.12	0.125	14:26:29.138	
4 -	52.856	28.790	1:21.646 (1)	87.26		14:27:50.784	
5 -	52.490	29.316	1:21.806	87.09	0.160	14:29:12.590	
6 -	53.136	28.572	1:21.708 (2)	87.19	0.062	14:30:34.298	
7 -	54.138	28.890	1:23.028	85.81	1.382	14:31:57.326	
8 -	52.993	29.492	1:22.485	86.37	0.839	14:33:19.811	
9 -	55.924	29.084	1:25.008	83.81	3.362	14:34:44.819	

P9 57		Paul FISHER		Kawasaki -			
IDEAL LAP TIME : 1:21.956		BEST LAP TIME : 1:21.956		DIFFERENCE : 0.000			
LAP	SECTOR 1	SECTOR 2	LAP TIME	MPH	DIFF	TIME OF DAY	
1 -						14:23:43.992	
2 -	58.543	29.701	1:28.244	80.73	6.288	14:25:12.236	
3 -	55.212	29.414	1:24.626	84.18	2.670	14:26:36.862	
4 -	54.487	28.732	1:23.219	85.61	1.263	14:28:00.081	
5 -	53.587	28.958	1:22.545 (2)	86.31	0.589	14:29:22.626	
6 -	53.975	29.106	1:23.081 (3)	85.75	1.125	14:30:45.707	
7 -	53.254	28.702	1:21.956 (1)	86.93		14:32:07.663	
8 -	55.233	29.293	1:24.526	84.28	2.570	14:33:32.189	
9 -	55.130	28.896	1:24.026	84.79	2.070	14:34:56.215	

P10 135		Daniel INGHAM		Honda - Derek Jones Butchers			
IDEAL LAP TIME : 1:21.980		BEST LAP TIME : 1:22.117		DIFFERENCE : 0.137			
LAP	SECTOR 1	SECTOR 2	LAP TIME	MPH	DIFF	TIME OF DAY	

Weather / Track : Bright / Dry

Donington Park National
Circuit Length = 1.9790 miles
Start: 14:23 Flag 14:34 End: 14:36

BMCRC - MRO Championships 2019 - Rnd 4 @ Donington Park

Team Green Junior & Senior 300 / EDlasia Formula 400

QUALIFYING - SECTOR ANALYSIS



SECTOR 1 = FL to I1, SECTOR 2 = I1 to FL, DIFF = Difference To Personal Best Lap, P = Crossed Finish Line in Pit Lane, D = Time Disallowed

1 -							14:23:42.721
2 -	59.305	30.049	1:29.354	79.73	7.237		14:25:12.075
3 -	54.957	29.234	1:24.191	84.62	2.074		14:26:36.266
4 -	53.926	29.154	1:23.080	85.75	0.963		14:27:59.346
5 -	53.577	29.419	1:22.996 (3)	85.84	0.879		14:29:22.342
6 -	53.873	28.882	1:22.755 (2)	86.09	0.638		14:30:45.097
7 -	53.098	29.019	1:22.117 (1)	86.76			14:32:07.214
8 -	55.114	29.074	1:24.188	84.62	2.071		14:33:31.402
9 -	54.012	29.182	1:23.194	85.63	1.077		14:34:54.596

P11 10 R		Graham McCARTHY		Kawasaki -			
IDEAL LAP TIME : 1:21.988		BEST LAP TIME : 1:22.270		DIFFERENCE : 0.282			
LAP	SECTOR 1	SECTOR 2	LAP TIME	MPH	DIFF	TIME OF DAY	
1 -							14:24:02.760
2 -	57.642	30.444	1:28.086	80.88	5.816		14:25:30.846
3 -	53.759	29.145	1:22.904 (3)	85.93	0.634		14:26:53.750
4 -	53.883	29.192	1:23.075	85.76	0.805		14:28:16.825
5 -	53.027	29.243	1:22.270 (1)	86.60			14:29:39.095
6 -	53.105	29.288	1:22.393 (2)	86.47	0.123		14:31:01.488
7 -	58.088	37.018	1:35.106	74.91	12.836		14:32:36.594
8 -	56.987	28.961	1:25.948	82.89	3.678		14:34:02.542

P12 127		Adam GREEN		Kawasaki - Royal Air Force Motorsport Association			
IDEAL LAP TIME : 1:22.056		BEST LAP TIME : 1:22.395		DIFFERENCE : 0.339			
LAP	SECTOR 1	SECTOR 2	LAP TIME	MPH	DIFF	TIME OF DAY	
1 -							14:23:43.935
2 -	59.214	30.005	1:29.219	79.85	6.824		14:25:13.154
3 -	54.451	28.724	1:23.175	85.65	0.780		14:26:36.329
4 -	54.195	28.749	1:22.944	85.89	0.549		14:27:59.273
5 -	54.149	28.565	1:22.714 (3)	86.13	0.319		14:29:21.987
6 -	53.774	28.733	1:22.507 (2)	86.35	0.112		14:30:44.494
7 -	54.113	28.282	1:22.395 (1)	86.46			14:32:06.889
8 -	55.119	28.997	1:24.116	84.70	1.721		14:33:31.005
9 -	57.131	29.034	1:26.165	82.68	3.770		14:34:57.170

P13 101 S		Andrew DAVIES		Yamaha - GIBSON EXHAUSTS			
IDEAL LAP TIME : 1:22.593		BEST LAP TIME : 1:22.736		DIFFERENCE : 0.143			
LAP	SECTOR 1	SECTOR 2	LAP TIME	MPH	DIFF	TIME OF DAY	
1 -							14:23:44.861
2 -	59.138	30.918	1:30.056	79.11	7.320		14:25:14.917
3 -	55.057	29.423	1:24.480	84.33	1.744		14:26:39.397
4 -	55.568	29.280	1:24.848	83.96	2.112		14:28:04.245
5 -	53.778	28.958	1:22.736 (1)	86.11			14:29:26.981
6 -	53.635	29.227	1:22.862 (2)	85.98	0.126		14:30:49.843
7 -	54.184	28.986	1:23.170 (3)	85.66	0.434		14:32:13.013
8 -	54.035	30.065	1:24.100	84.71	1.364		14:33:37.113
9 -	54.111	30.608	1:24.719	84.09	1.983		14:35:01.832

P14 36 J		Ash BARNES		Kawasaki - BARNEYRACING			
IDEAL LAP TIME : 1:24.440		BEST LAP TIME : 1:24.440		DIFFERENCE : 0.000			
LAP	SECTOR 1	SECTOR 2	LAP TIME	MPH	DIFF	TIME OF DAY	
1 -							14:23:45.558
2 -	59.991	30.905	1:30.896	78.38	6.456		14:25:16.454
3 -	55.324	30.070	1:25.394	83.43	0.954		14:26:41.848
4 -	55.316	29.966	1:25.282	83.54	0.842		14:28:07.130
5 -	54.691	30.280	1:24.971 (3)	83.84	0.531		14:29:32.101
6 -	54.647	29.793	1:24.440 (1)	84.37			14:30:56.541
7 -	55.315	29.922	1:25.237	83.58	0.797		14:32:21.778
8 -	55.284	30.030	1:25.314	83.51	0.874		14:33:47.092
9 -	54.781	29.967	1:24.748 (2)	84.06	0.308		14:35:11.840

Weather / Track : Bright / Dry

Donington Park National
Circuit Length = 1.9790 miles
Start: 14:23 Flag 14:34 End: 14:36

BMCRC - MRO Championships 2019 - Rnd 4 @ Donington Park

Team Green Junior & Senior 300 / EDlasia Formula 400

QUALIFYING - SECTOR ANALYSIS



SECTOR 1 = FL to I1, SECTOR 2 = I1 to FL, DIFF = Difference To Personal Best Lap, P = Crossed Finish Line in Pit Lane, D = Time Disallowed

P15 28		Kurt HODGSON		Honda - some local fools			
IDEAL LAP TIME : 1:24.479		BEST LAP TIME : 1:24.483		DIFFERENCE : 0.004			
LAP	SECTOR 1	SECTOR 2	LAP TIME	MPH	DIFF	TIME OF DAY	
1 -						14:23:46.880	
2 -	1:07.954	30.954	1:38.908	72.03	14.425	14:25:25.788	
3 -	58.118	30.718	1:28.836	80.19	4.353	14:26:54.624	
4 -	55.669	29.606	1:25.275 (3)	83.54	0.792	14:28:19.899	
5 -	56.878	29.629	1:26.507	82.35	2.024	14:29:46.406	
6 -	55.111	29.741	1:24.852 (2)	83.96	0.369	14:31:11.258	
7 -	57.394	29.905	1:27.299	81.61	2.816	14:32:38.557	
8 -	56.555	29.616	1:26.171	82.68	1.688	14:34:04.728	
9 -	54.873	29.610	1:24.483 (1)	84.33		14:35:29.211	

P16 35 S		Sam DIGBY-BAKER		Kawasaki -			
IDEAL LAP TIME : 1:24.496		BEST LAP TIME : 1:24.523		DIFFERENCE : 0.027			
LAP	SECTOR 1	SECTOR 2	LAP TIME	MPH	DIFF	TIME OF DAY	
1 -						14:23:45.201	
2 -	59.936	30.738	1:30.674	78.57	6.151	14:25:15.875	
3 -	55.224	30.108	1:25.332 (2)	83.49	0.809	14:26:41.207	
4 -	55.693	29.911	1:25.604 (3)	83.22	1.081	14:28:06.811	
5 -	55.931	30.304	1:26.235	82.61	1.712	14:29:33.046	
6 -	54.953	29.570	1:24.523 (1)	84.29		14:30:57.569	
7 -	55.438	31.083	1:26.521	82.34	1.998	14:32:24.090	
8 -	56.055	29.866	1:25.921	82.92	1.398	14:33:50.011	
9 -	54.926	31.102	1:26.028	82.81	1.505	14:35:16.039	

P17 174 S		Paul WHITBY		Yamaha - Greybridge Ltd			
IDEAL LAP TIME : 1:24.432		BEST LAP TIME : 1:24.693		DIFFERENCE : 0.261			
LAP	SECTOR 1	SECTOR 2	LAP TIME	MPH	DIFF	TIME OF DAY	
1 -						14:23:45.043	
2 -	59.518	30.268	1:29.786	79.35	5.093	14:25:14.829	
3 -	55.893	29.962	1:25.855	82.98	1.162	14:26:40.684	
4 -	55.950	29.805	1:25.755	83.08	1.062	14:28:06.439	
5 -	55.247	29.984	1:25.231 (2)	83.59	0.538	14:29:31.670	
6 -	55.800	30.347	1:26.147	82.70	1.454	14:30:57.817	
7 -	56.278	32.176	1:28.454	80.54	3.761	14:32:26.271	
8 -	54.879	29.814	1:24.693 (1)	84.12		14:33:50.964	
9 -	54.627	30.895	1:25.522 (3)	83.30	0.829	14:35:16.486	

P18 52		Gary JARMAN		Kawasaki - G & S Motorcycle tyres			
IDEAL LAP TIME : 1:24.825		BEST LAP TIME : 1:24.962		DIFFERENCE : 0.137			
LAP	SECTOR 1	SECTOR 2	LAP TIME	MPH	DIFF	TIME OF DAY	
1 -						14:23:42.972	
2 -	1:00.001	30.294	1:30.295	78.90	5.333	14:25:13.267	
3 -	57.087	30.248	1:27.335	81.57	2.373	14:26:40.602	
4 -	55.648	29.652	1:25.300 (3)	83.52	0.338	14:28:05.902	
5 -	55.480	29.784	1:25.264 (2)	83.55	0.302	14:29:31.166	
6 -	55.173	29.789	1:24.962 (1)	83.85		14:30:56.128	
7 -	56.265	IN PIT	1:34.800 P	75.15	9.838	14:32:30.928	

P19 63		Daniel HARDY		Kawasaki -			
IDEAL LAP TIME : 1:24.988		BEST LAP TIME : 1:24.988		DIFFERENCE : 0.000			
LAP	SECTOR 1	SECTOR 2	LAP TIME	MPH	DIFF	TIME OF DAY	
1 -						14:23:48.623	
2 -	1:03.612	31.114	1:34.726	75.21	9.738	14:25:23.349	
3 -	58.700	29.997	1:28.697	80.32	3.709	14:26:52.046	
4 -	57.520	29.538	1:27.058	81.83	2.070	14:28:19.104	
5 -	56.580	29.582	1:26.162 (3)	82.68	1.174	14:29:45.266	
6 -	55.591	29.710	1:25.301 (2)	83.52	0.313	14:31:10.567	

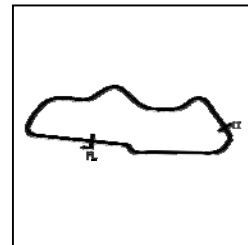
Weather / Track : Bright / Dry

Donington Park National
Circuit Length = 1.9790 miles
Start: 14:23 Flag 14:34 End: 14:36

BMCRC - MRO Championships 2019 - Rnd 4 @ Donington Park

Team Green Junior & Senior 300 / EDlasia Formula 400

QUALIFYING - SECTOR ANALYSIS



SECTOR 1 = FL to I1, SECTOR 2 = I1 to FL, DIFF = Difference To Personal Best Lap, P = Crossed Finish Line in Pit Lane, D = Time Disallowed

7 -	56.443	30.150	1:26.593	82.27	1.605	14:32:37.160
8 -	57.014	29.515	1:26.529	82.33	1.541	14:34:03.689
9 -	55.532	29.456	1:24.988 (1)	83.83		14:35:28.677

P20		3 J		Lewis JONES		Kawasaki - 151 s	
IDEAL LAP TIME : 1:24.780		BEST LAP TIME : 1:25.101		DIFFERENCE : 0.321			
LAP	SECTOR 1	SECTOR 2	LAP TIME	MPH	DIFF	TIME OF DAY	
1 -						14:23:45.932	
2 -	59.802	30.505	1:30.307	78.89	5.206	14:25:16.239	
3 -	54.869	30.616	1:25.485 (2)	83.34	0.384	14:26:41.724	
4 -	55.807	29.911	1:25.718	83.11	0.617	14:28:07.442	
5 -	55.027	30.074	1:25.101 (1)	83.71		14:29:32.543	
6 -	55.113	30.406	1:25.519 (3)	83.31	0.418	14:30:58.062	
7 -	55.034	31.452	1:26.486	82.37	1.385	14:32:24.548	
8 -	1:00.634	30.654	1:31.288	78.04	6.187	14:33:55.836	
9 -	55.031	30.530	1:25.561	83.26	0.460	14:35:21.397	

P21		441 J		Eliot DUFTON		Kawasaki - Dad / Held / Torfx	
IDEAL LAP TIME : 1:25.177		BEST LAP TIME : 1:25.177		DIFFERENCE : 0.000			
LAP	SECTOR 1	SECTOR 2	LAP TIME	MPH	DIFF	TIME OF DAY	
1 -						14:23:45.787	
2 -	1:00.747	31.296	1:32.043	77.40	6.866	14:25:17.830	
3 -	55.885	30.470	1:26.355	82.50	1.178	14:26:44.185	
4 -	56.275	30.495	1:26.770	82.10	1.593	14:28:10.955	
5 -	55.234	30.502	1:25.736	83.09	0.559	14:29:36.691	
6 -	55.435	30.297	1:25.732 (3)	83.10	0.555	14:31:02.423	
7 -	56.123	32.005	1:28.128	80.84	2.951	14:32:30.551	
8 -	55.348	30.266	1:25.614 (2)	83.21	0.437	14:33:56.165	
9 -	55.169	30.008	1:25.177 (1)	83.64		14:35:21.342	

P22		55 S		Nick COOPER		Honda - Skint Racing - Wemoto.com	
IDEAL LAP TIME : 1:25.093		BEST LAP TIME : 1:25.565		DIFFERENCE : 0.472			
LAP	SECTOR 1	SECTOR 2	LAP TIME	MPH	DIFF	TIME OF DAY	
1 -						14:23:42.010	
2 -	57.963	31.230	1:29.193	79.87	3.628	14:25:11.203	
3 -	56.978	29.973	1:26.951	81.93	1.386	14:26:38.154	
4 -	57.079	29.907	1:26.986	81.90	1.421	14:28:05.140	
5 -	55.661	29.904	1:25.565 (1)	83.26		14:29:30.705	
6 -	56.275	29.892	1:26.167 (3)	82.68	0.602	14:30:56.872	
7 -	55.693	31.213	1:26.906	81.98	1.341	14:32:23.778	
8 -	55.396	30.229	1:25.625 (2)	83.20	0.060	14:33:49.403	
9 -	55.201	31.019	1:26.220	82.63	0.655	14:35:15.623	

P23		14 S		Tony DAVIES		Kawasaki - 3D Racing	
IDEAL LAP TIME : 1:25.817		BEST LAP TIME : 1:25.817		DIFFERENCE : 0.000			
LAP	SECTOR 1	SECTOR 2	LAP TIME	MPH	DIFF	TIME OF DAY	
1 -						14:23:49.173	
2 -	1:02.297	31.311	1:33.608	76.11	7.791	14:25:22.781	
3 -	57.107	31.124	1:28.231	80.74	2.414	14:26:51.012	
4 -	57.259	30.476	1:27.735	81.20	1.918	14:28:18.747	
5 -	57.677	30.816	1:28.493	80.51	2.676	14:29:47.240	
6 -	55.875	30.313	1:26.188 (2)	82.66	0.371	14:31:13.428	
7 -	55.621	30.196	1:25.817 (1)	83.02		14:32:39.245	
8 -	56.266	30.337	1:26.603	82.26	0.786	14:34:05.848	
9 -	56.007	30.469	1:26.476 (3)	82.38	0.659	14:35:32.324	

P24		28 S		Kelvin HOARE		Kawasaki - Southern and Country Roofing Ltd	
IDEAL LAP TIME : 1:27.352		BEST LAP TIME : 1:27.352		DIFFERENCE : 0.000			
LAP	SECTOR 1	SECTOR 2	LAP TIME	MPH	DIFF	TIME OF DAY	

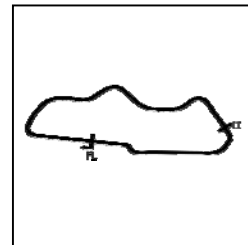
Weather / Track : Bright / Dry

Donington Park National
Circuit Length = 1.9790 miles
Start: 14:23 Flag 14:34 End: 14:36

BMCRC - MRO Championships 2019 - Rnd 4 @ Donington Park

Team Green Junior & Senior 300 / EDlasia Formula 400

QUALIFYING - SECTOR ANALYSIS



SECTOR 1 = FL to I1, SECTOR 2 = I1 to FL, DIFF = Difference To Personal Best Lap, P = Crossed Finish Line in Pit Lane, D = Time Disallowed

1 -							14:23:45.102
2 -	59.024	32.057	1:31.081	78.22	3.729		14:25:16.183
3 -	56.762	31.275	1:28.037	80.92	0.685		14:26:44.220
4 -	57.210	31.213	1:28.423	80.57	1.071		14:28:12.643
5 -	56.643	31.120	1:27.763 (3)	81.18	0.411		14:29:40.406
6 -	56.554	31.105	1:27.659 (2)	81.27	0.307		14:31:08.065
7 -	56.864	31.971	1:28.835	80.20	1.483		14:32:36.900
8 -	57.714	31.118	1:28.832	80.20	1.480		14:34:05.732
9 -	56.503	30.849	1:27.352 (1)	81.56			14:35:33.084

P25 6 S Martin COOPER			Kawasaki -			
IDEAL LAP TIME : 1:27.260		BEST LAP TIME : 1:27.454		DIFFERENCE : 0.194		
LAP	SECTOR 1	SECTOR 2	LAP TIME	MPH	DIFF	TIME OF DAY
1 -						14:23:47.077
2 -	1:02.215	31.701	1:33.916	75.86	6.462	14:25:20.993
3 -	57.760	32.251	1:30.011	79.15	2.557	14:26:51.004
4 -	57.774	31.542	1:29.316	79.76	1.862	14:28:20.320
5 -	56.999	30.991	1:27.990	80.97	0.536	14:29:48.310
6 -	56.269	31.185	1:27.454 (1)	81.46		14:31:15.764
7 -	56.564	31.122	1:27.686 (2)	81.25	0.232	14:32:43.450
8 -	56.648	31.196	1:27.844 (3)	81.10	0.390	14:34:11.294
9 -	56.970	31.232	1:28.202	80.77	0.748	14:35:39.496

P26 65 S Konrad BREESE			Kawasaki - STIHL Racing			
IDEAL LAP TIME : 1:27.246		BEST LAP TIME : 1:27.466		DIFFERENCE : 0.220		
LAP	SECTOR 1	SECTOR 2	LAP TIME	MPH	DIFF	TIME OF DAY
1 -						14:23:50.241
2 -	1:02.736	31.796	1:34.532	75.36	7.066	14:25:24.773
3 -	58.447	31.510	1:29.957	79.20	2.491	14:26:54.730
4 -	57.202	30.856	1:28.058 (3)	80.90	0.592	14:28:22.788
5 -	56.879	31.072	1:27.951 (2)	81.00	0.485	14:29:50.739
6 -	57.299	31.703	1:29.002	80.05	1.536	14:31:19.741
7 -	57.593	31.003	1:28.596	80.41	1.130	14:32:48.337
8 -	56.500	30.966	1:27.466 (1)	81.45		14:34:15.803
9 -	58.044	30.746	1:28.790	80.24	1.324	14:35:44.593

P27 22 S Samuel SMYTH			Kawasaki -			
IDEAL LAP TIME :		BEST LAP TIME : 1:27.628		DIFFERENCE :		
LAP	SECTOR 1	SECTOR 2	LAP TIME	MPH	DIFF	TIME OF DAY
1 -						14:24:04.717
2 -			1:33.891	75.88	6.263	14:25:38.608
3 -			1:30.494	78.73	2.866	14:27:09.102
4 -			1:28.994	80.05	1.366	14:28:38.096
5 -			1:29.701	79.42	2.073	14:30:07.797
6 -			1:27.883 (2)	81.06	0.255	14:31:35.680
7 -			1:28.486 (3)	80.51	0.858	14:33:04.166
8 -			1:27.628 (1)	81.30		14:34:31.794

P28 68 J Lucca ALLEN			Kawasaki - Mark Allen Autosmart			
IDEAL LAP TIME : 1:27.705		BEST LAP TIME : 1:27.781		DIFFERENCE : 0.076		
LAP	SECTOR 1	SECTOR 2	LAP TIME	MPH	DIFF	TIME OF DAY
1 -						14:23:45.319
2 -	1:01.239	32.131	1:33.370	76.30	5.589	14:25:18.689
3 -	1:00.508	32.048	1:32.556	76.97	4.775	14:26:51.245
4 -	59.751	31.225	1:30.976	78.31	3.195	14:28:22.221
5 -	58.089	31.677	1:29.766	79.36	1.985	14:29:51.987
6 -	56.620	31.408	1:28.028 (2)	80.93	0.247	14:31:20.015
7 -	56.480	31.301	1:27.781 (1)	81.16		14:32:47.796
8 -	56.824	31.367	1:28.191 (3)	80.78	0.410	14:34:15.987
9 -	57.448	31.362	1:28.810	80.22	1.029	14:35:44.797

Weather / Track : Bright / Dry

Donington Park National
Circuit Length = 1.9790 miles
Start: 14:23 Flag 14:34 End: 14:36

BMCRC - MRO Championships 2019 - Rnd 4 @ Donington Park

Team Green Junior & Senior 300 / EDlasia Formula 400

QUALIFYING - SECTOR ANALYSIS



SECTOR 1 = FL to I1, SECTOR 2 = I1 to FL, DIFF = Difference To Personal Best Lap, P = Crossed Finish Line in Pit Lane, D = Time Disallowed

P29 33		Jordan HARRIS		Suzuki - Steve Jordan Motorcycles			
IDEAL LAP TIME : 1:28.410		BEST LAP TIME : 1:28.410		DIFFERENCE : 0.000			
LAP	SECTOR 1	SECTOR 2	LAP TIME	MPH	DIFF	TIME OF DAY	
1 -						14:23:52.612	
2 -	1:05.771	45.498	1:51.269	64.03	22.859	14:25:43.881	
3 -	1:00.504	31.520	1:32.024	77.42	3.614	14:27:15.905	
4 -	59.047	30.935	1:29.982	79.17	1.572	14:28:45.887	
5 -	59.221	31.155	1:30.376	78.83	1.966	14:30:16.263	
6 -	58.022	31.427	1:29.449 (3)	79.65	1.039	14:31:45.712	
7 -	57.860	30.959	1:28.819 (2)	80.21	0.409	14:33:14.531	
8 -	57.594	30.816	1:28.410 (1)	80.58		14:34:42.941	

P30 42 J		Christopher JOHNSON		Kawasaki -			
IDEAL LAP TIME : 1:29.794		BEST LAP TIME : 1:30.031		DIFFERENCE : 0.237			
LAP	SECTOR 1	SECTOR 2	LAP TIME	MPH	DIFF	TIME OF DAY	
1 -						14:23:46.582	
2 -	1:02.486	33.213	1:35.699	74.44	5.668	14:25:22.281	
3 -	1:01.405	32.913	1:34.318	75.53	4.287	14:26:56.599	
4 -	1:00.553	33.656	1:34.209	75.62	4.178	14:28:30.808	
5 -	59.274	32.212	1:31.486 (3)	77.87	1.455	14:30:02.294	
6 -	58.424	31.740	1:30.164 (2)	79.01	0.133	14:31:32.458	
7 -	58.670	33.928	1:32.598	76.94	2.567	14:33:05.056	
8 -	58.054	31.977	1:30.031 (1)	79.13		14:34:35.087	

P31 74 R		David BOWLER		Honda -			
IDEAL LAP TIME : 1:30.241		BEST LAP TIME : 1:30.241		DIFFERENCE : 0.000			
LAP	SECTOR 1	SECTOR 2	LAP TIME	MPH	DIFF	TIME OF DAY	
1 -						14:23:48.488	
2 -	1:03.478	32.356	1:35.834	74.34	5.593	14:25:24.322	
3 -	1:00.435	32.493	1:32.928	76.66	2.687	14:26:57.250	
4 -	59.617	32.221	1:31.838	77.57	1.597	14:28:29.088	
5 -	58.556	31.685	1:30.241 (1)	78.95		14:29:59.329	
6 -	59.152	31.910	1:31.062 (2)	78.23	0.821	14:31:30.391	
7 -	59.453	31.791	1:31.244 (3)	78.08	1.003	14:33:01.635	
8 -	59.509	31.812	1:31.321	78.01	1.080	14:34:32.956	

P32 47		Allan CLARK		Kawasaki - A Clark & Sons Builders			
IDEAL LAP TIME : 1:29.906		BEST LAP TIME : 1:30.322		DIFFERENCE : 0.416			
LAP	SECTOR 1	SECTOR 2	LAP TIME	MPH	DIFF	TIME OF DAY	
1 -						14:23:50.043	
2 -	1:08.451	34.565	1:43.016	69.16	12.694	14:25:33.059	
3 -	1:06.042	33.506	1:39.548	71.56	9.226	14:27:12.607	
4 -	1:00.030	31.951	1:31.981	77.45	1.659	14:28:44.588	
5 -	1:00.994	32.040	1:33.034	76.58	2.712	14:30:17.622	
6 -	59.994	31.611	1:31.605 (3)	77.77	1.283	14:31:49.227	
7 -	58.936	31.737	1:30.673 (2)	78.57	0.351	14:33:19.900	
8 -	59.352	30.970	1:30.322 (1)	78.88		14:34:50.222	

P33 24 S		Darren STOLTON		Kawasaki -			
IDEAL LAP TIME : 1:30.336		BEST LAP TIME : 1:30.336		DIFFERENCE : 0.000			
LAP	SECTOR 1	SECTOR 2	LAP TIME	MPH	DIFF	TIME OF DAY	
1 -						14:23:53.343	
2 -	1:07.708	34.459	1:42.167	69.73	11.831	14:25:35.510	
3 -	1:03.348	31.758	1:35.106	74.91	4.770	14:27:10.616	
4 -	1:00.417	32.134	1:32.551	76.98	2.215	14:28:43.167	
5 -	1:01.799	33.325	1:35.124	74.89	4.788	14:30:18.291	
6 -	59.565	31.921	1:31.486 (3)	77.87	1.150	14:31:49.777	
7 -	58.979	32.365	1:31.344 (2)	77.99	1.008	14:33:21.121	
8 -	58.663	31.673	1:30.336 (1)	78.86		14:34:51.457	

Weather / Track : Bright / Dry

Donington Park National
 Circuit Length = 1.9790 miles
 Start: 14:23 Flag 14:34 End: 14:36

BMCRC - MRO Championships 2019 - Rnd 4 @ Donington Park

Team Green Junior & Senior 300 / EDlasia Formula 400

QUALIFYING - SECTOR ANALYSIS



SECTOR 1 = FL to I1, SECTOR 2 = I1 to FL, DIFF = Difference To Personal Best Lap, P = Crossed Finish Line in Pit Lane, D = Time Disallowed

P34	24	Harley GODZISZ	Honda - HRG Performance			
IDEAL LAP TIME : 1:30.439		BEST LAP TIME : 1:30.439		DIFFERENCE : 0.000		

LAP	SECTOR 1	SECTOR 2	LAP TIME	MPH	DIFF	TIME OF DAY
1 -						14:23:55.328
2 -	1:06.427	33.665	1:40.092	71.18	9.653	14:25:35.420
3 -	1:02.881	31.398	1:34.279	75.56	3.840	14:27:09.699
4 -	1:00.956	31.441	1:32.397	77.10	1.958	14:28:42.096
5 -	1:00.111	31.755	1:31.866 (2)	77.55	1.427	14:30:13.962
6 -	1:00.093	31.817	1:31.910 (3)	77.51	1.471	14:31:45.872
7 -	59.617	30.822	1:30.439 (1)	78.77		14:33:16.311
8 -	1:00.783	32.720	1:33.503	76.19	3.064	14:34:49.814

P35	88 S	David COURT	Kawasaki -			
IDEAL LAP TIME : 1:30.430		BEST LAP TIME : 1:30.552		DIFFERENCE : 0.122		

LAP	SECTOR 1	SECTOR 2	LAP TIME	MPH	DIFF	TIME OF DAY
1 -						14:24:27.798
2 -	1:00.571	32.394	1:32.965	76.63	2.413	14:26:00.763
3 -	58.899	32.381	1:31.280 (3)	78.05	0.728	14:27:32.043
4 -	58.400	32.690	1:31.090 (2)	78.21	0.538	14:29:03.133
5 -	58.522	32.030	1:30.552 (1)	78.68		14:30:33.685
6 -	59.002	33.353	1:32.355	77.14	1.803	14:32:06.040
7 -	58.748	32.789	1:31.537	77.83	0.985	14:33:37.577
8 -	1:00.737	33.028	1:33.765	75.98	3.213	14:35:11.342

P36	43 S	Colin HALL	Kawasaki - simply saab			
IDEAL LAP TIME : 1:31.060		BEST LAP TIME : 1:31.060		DIFFERENCE : 0.000		

LAP	SECTOR 1	SECTOR 2	LAP TIME	MPH	DIFF	TIME OF DAY
1 -						14:23:47.415
2 -	1:02.288	33.095	1:35.383	74.69	4.323	14:25:22.798
3 -	1:00.547	32.597	1:33.144	76.49	2.084	14:26:55.942
4 -	59.619	32.277	1:31.896	77.52	0.836	14:28:27.838
5 -	59.293	32.581	1:31.874 (3)	77.54	0.814	14:29:59.712
6 -	59.346	32.105	1:31.451 (2)	77.90	0.391	14:31:31.163
7 -	59.366	32.664	1:32.030	77.41	0.970	14:33:03.193
8 -	59.002	32.058	1:31.060 (1)	78.24		14:34:34.253

P37	66 R	Damian COTTRELL	Kawasaki - J P METAL TREATMENTS			
IDEAL LAP TIME : 1:29.862		BEST LAP TIME : 1:31.373		DIFFERENCE : 1.511		

LAP	SECTOR 1	SECTOR 2	LAP TIME	MPH	DIFF	TIME OF DAY
1 -						14:23:57.974
2 -	1:05.952	31.774	1:37.726 (3)	72.90	6.353	14:25:35.700
3 -	59.796	31.577	1:31.373 (1)	77.97		14:27:07.073
4 -	1:01.660	32.361	1:34.021 (2)	75.77	2.648	14:28:41.094
5 -	58.285	IN PIT	1:42.767 P	69.32	11.394	14:30:23.861

P38	7 S	Michael SHARMAN	Kawasaki -			
IDEAL LAP TIME : 1:32.536		BEST LAP TIME : 1:32.674		DIFFERENCE : 0.138		

LAP	SECTOR 1	SECTOR 2	LAP TIME	MPH	DIFF	TIME OF DAY
1 -						14:23:57.212
2 -	1:07.551	34.686	1:42.237	69.68	9.563	14:25:39.449
3 -	1:03.400	33.111	1:36.511	73.82	3.837	14:27:15.960
4 -	1:00.243	32.799	1:33.042 (2)	76.57	0.368	14:28:49.002
5 -	1:00.944	32.575	1:33.519 (3)	76.18	0.845	14:30:22.521
6 -	1:01.711	32.789	1:34.500	75.39	1.826	14:31:57.021
7 -	59.961	32.713	1:32.674 (1)	76.87		14:33:29.695
8 -	1:02.589	33.213	1:35.802	74.36	3.128	14:35:05.497

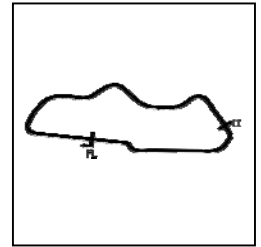
Weather / Track : Bright / Dry

Donington Park National
Circuit Length = 1.9790 miles
Start: 14:23 Flag 14:34 End: 14:36

BMCRC - MRO Championships 2019 - Rnd 4 @ Donington Park

Team Green Junior & Senior 300 / EDlasia Formula 400

QUALIFYING - SECTOR ANALYSIS



SECTOR 1 = FL to I1, SECTOR 2 = I1 to FL, DIFF = Difference To Personal Best Lap, P = Crossed Finish Line in Pit Lane, D = Time Disallowed

P39 48 S		Kevin SABBARTON		Kawasaki - Karen Castle Opticians			
IDEAL LAP TIME : 1:32.648		BEST LAP TIME : 1:33.180		DIFFERENCE : 0.532			
LAP	SECTOR 1	SECTOR 2	LAP TIME	MPH	DIFF	TIME OF DAY	
1 -							14:23:57.714
2 -	1:07.259	34.904	1:42.163	69.73	8.983		14:25:39.877
3 -	1:04.543	33.230	1:37.773	72.86	4.593		14:27:17.650
4 -	1:01.767	33.773	1:35.540	74.57	2.360		14:28:53.190
5 -	1:02.385	32.601	1:34.986	75.00	1.806		14:30:28.176
6 -	1:02.583	32.328	1:34.911 (3)	75.06	1.731		14:32:03.087
7 -	1:00.513	33.799	1:34.312 (2)	75.54	1.132		14:33:37.399
8 -	1:00.320	32.860	1:33.180 (1)	76.46			14:35:10.579

P40 70 S		Sean HALL		Kawasaki - S and y ceramics			
IDEAL LAP TIME : 1:32.438		BEST LAP TIME : 1:33.515		DIFFERENCE : 1.077			
LAP	SECTOR 1	SECTOR 2	LAP TIME	MPH	DIFF	TIME OF DAY	
1 -							14:23:54.553
2 -	1:06.319	34.507	1:40.826	70.66	7.311		14:25:35.379
3 -	1:05.279	34.514	1:39.793	71.39	6.278		14:27:15.172
4 -	1:03.618	34.295	1:37.913	72.76	4.398		14:28:53.085
5 -	1:04.072	33.742	1:37.814	72.83	4.299		14:30:30.899
6 -	1:01.464	33.980	1:35.444 (3)	74.64	1.929		14:32:06.343
7 -	1:01.820	32.434	1:34.254 (2)	75.58	0.739		14:33:40.597
8 -	1:00.004	33.511	1:33.515 (1)	76.18			14:35:14.112

P41 16 J		Harry COOPER		Kawasaki -			
IDEAL LAP TIME : 1:33.457		BEST LAP TIME : 1:33.649		DIFFERENCE : 0.192			
LAP	SECTOR 1	SECTOR 2	LAP TIME	MPH	DIFF	TIME OF DAY	
1 -							14:23:56.799
2 -	1:06.475	34.021	1:40.496	70.89	6.847		14:25:37.295
3 -	1:03.582	33.419	1:37.001	73.44	3.352		14:27:14.296
4 -	1:02.437	33.087	1:35.524 (3)	74.58	1.875		14:28:49.820
5 -	1:03.735	33.582	1:37.317	73.21	3.668		14:30:27.137
6 -	1:03.121	33.031	1:36.152	74.09	2.503		14:32:03.289
7 -	1:01.745	32.899	1:34.644 (2)	75.27	0.995		14:33:37.933
8 -	1:00.558	33.091	1:33.649 (1)	76.07			14:35:11.582

P42 122 S		Paul WILSON		Kawasaki -			
IDEAL LAP TIME : 1:32.844		BEST LAP TIME : 1:33.860		DIFFERENCE : 1.016			
LAP	SECTOR 1	SECTOR 2	LAP TIME	MPH	DIFF	TIME OF DAY	
1 -							14:24:08.240
2 -	1:05.281	33.893	1:39.174	71.83	5.314		14:25:47.414
3 -	1:02.562	32.820	1:35.382	74.69	1.522		14:27:22.796
4 -	1:01.952	33.153	1:35.105	74.91	1.245		14:28:57.901
5 -	1:01.204	32.765	1:33.969 (2)	75.81	0.109		14:30:31.870
6 -	1:01.390	33.025	1:34.415	75.46	0.555		14:32:06.285
7 -	1:01.133	32.727	1:33.860 (1)	75.90			14:33:40.145
8 -	1:00.117	34.024	1:34.141 (3)	75.68	0.281		14:35:14.286

P43 97 S/R		Nicholas TAIG		Honda - Mantis Motorsports			
IDEAL LAP TIME : 1:33.777		BEST LAP TIME : 1:34.288		DIFFERENCE : 0.511			
LAP	SECTOR 1	SECTOR 2	LAP TIME	MPH	DIFF	TIME OF DAY	
1 -							14:23:47.473
2 -	1:06.848	32.985	1:39.833	71.36	5.545		14:25:27.306
3 -	1:01.298	36.457	1:37.755	72.88	3.467		14:27:05.061
4 -	1:04.093	33.720	1:37.813	72.83	3.525		14:28:42.874
5 -	1:01.725	33.830	1:35.555 (3)	74.56	1.267		14:30:18.429
6 -	1:00.792	33.496	1:34.288 (1)	75.56			14:31:52.717
7 -	1:01.146	33.425	1:34.571 (2)	75.33	0.283		14:33:27.288
8 -	1:02.801	33.664	1:36.465	73.85	2.177		14:35:03.753

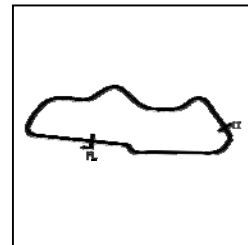
Weather / Track : Bright / Dry

Donington Park National
 Circuit Length = 1.9790 miles
 Start: 14:23 Flag 14:34 End: 14:36

BMCRC - MRO Championships 2019 - Rnd 4 @ Donington Park

Team Green Junior & Senior 300 / EDlasia Formula 400

QUALIFYING - SECTOR ANALYSIS



SECTOR 1 = FL to I1, SECTOR 2 = I1 to FL, DIFF = Difference To Personal Best Lap, P = Crossed Finish Line in Pit Lane, D = Time Disallowed

P44 617 S		Tom SPALDING		Kawasaki - Spalding Project Management Ltd			
IDEAL LAP TIME : 1:35.393		BEST LAP TIME : 1:35.579		DIFFERENCE : 0.186			
LAP	SECTOR 1	SECTOR 2	LAP TIME	MPH	DIFF	TIME OF DAY	
1 -						14:23:51.205	
2 -	1:10.398	35.442	1:45.840	67.31	10.261	14:25:37.045	
3 -	1:04.190	34.375	1:38.565	72.28	2.986	14:27:15.610	
4 -	1:02.729	33.609	1:36.338 (3)	73.95	0.759	14:28:51.948	
5 -	1:02.566	34.252	1:36.818	73.58	1.239	14:30:28.766	
6 -	1:03.218	33.954	1:37.172	73.31	1.593	14:32:05.938	
7 -	1:02.450	33.129	1:35.579 (1)	74.54		14:33:41.517	
8 -	1:02.264	33.803	1:36.067 (2)	74.16	0.488	14:35:17.584	

P45 77 J		Joe WHITE		Kawasaki - Just In Graphics / MZ Contracts			
IDEAL LAP TIME : 1:40.684		BEST LAP TIME : 1:41.878		DIFFERENCE : 1.194			
LAP	SECTOR 1	SECTOR 2	LAP TIME	MPH	DIFF	TIME OF DAY	
1 -						14:23:51.274	
2 -	1:10.060	37.702	1:47.762	66.11	5.884	14:25:39.036	
3 -	1:07.743	36.127	1:43.870	68.59	1.992	14:27:22.906	
4 -	1:06.734	35.144	1:41.878 (1)	69.93		14:29:04.784	
5 -	1:05.540	38.517	1:44.057	68.46	2.179	14:30:48.841	
6 -	1:06.372	36.005	1:42.377 (2)	69.59	0.499	14:32:31.218	
7 -	1:07.308	35.738	1:43.046 (3)	69.14	1.168	14:34:14.264	
8 -	1:08.085	36.411	1:44.496	68.18	2.618	14:35:58.760	

P46 707 J		Sam SPALDING		Kawasaki - Spalding Project Management Ltd			
IDEAL LAP TIME : 2:09.264		BEST LAP TIME : 2:10.669		DIFFERENCE : 1.405			
LAP	SECTOR 1	SECTOR 2	LAP TIME	MPH	DIFF	TIME OF DAY	
1 -						14:23:57.062	
2 -	1:40.769	50.834	2:31.603	46.99	20.934	14:26:28.665	
3 -	1:27.383	46.311	2:13.694	53.29	3.025	14:28:42.359	
4 -	1:27.311	45.926	2:13.237 (3)	53.47	2.568	14:30:55.596	
5 -	1:25.943	44.726	2:10.669 (1)	54.52		14:33:06.265	
6 -	1:24.538	46.718	2:11.256 (2)	54.28	0.587	14:35:17.521	

BMCRC - MRO Championships 2019 - Rnd 4 @ Donington Park

Team Green Junior & Senior 300 / EDlasia Formula 400

QUALIFYING - BEST SECTORS

SECTOR 1				SECTOR 2				IDEAL / BEST COMPARISON				
POS	NO	NAME	TIME	NO	NAME	TIME	POS	NO	NAME	IDEAL	BEST	DIFF
									PERFECT LAP	1:16.898		
1	126	DAVIES	49.744	126	DAVIES	27.154	1	126	DAVIES	1:16.898	1:17.059	0.161
2	78	POVAH	50.923	48	WELSH	27.308	2	48	WELSH	1:18.323	1:18.672	0.349
3	86	SCOTT	50.942	78	POVAH	27.415	3	78	POVAH	1:18.338	1:18.402	0.064
4	48	WELSH	51.015	86	SCOTT	27.456	4	86	SCOTT	1:18.398	1:19.294	0.896
5	13	EDMONDSON	52.052	12	WALDER	27.911	5	13	EDMONDSON	1:20.526	1:20.590	0.064
6	125	MILES	52.197	127	GREEN	28.282	6	12	WALDER	1:20.815	1:21.522	0.707
7	6	BARBER	52.490	13	EDMONDSON	28.474	7	125	MILES	1:20.870	1:21.010	0.140
8	12	WALDER	52.904	6	BARBER	28.545	8	6	BARBER	1:21.035	1:21.646	0.611
9	10	McCARTHY	53.027	125	MILES	28.673	9	57	FISHER	1:21.956	1:21.956	0.000
10	135	INGHAM	53.098	57	FISHER	28.702	10	135	INGHAM	1:21.980	1:22.117	0.137
11	57	FISHER	53.254	135	INGHAM	28.882	11	10	McCARTHY	1:21.988	1:22.270	0.282
12	101	DAVIES	53.635	101	DAVIES	28.958	12	127	GREEN	1:22.056	1:22.395	0.339
13	127	GREEN	53.774	10	McCARTHY	28.961	13	101	DAVIES	1:22.593	1:22.736	0.143
14	174	WHITBY	54.627	63	HARDY	29.456	14	174	WHITBY	1:24.432	1:24.693	0.261
15	36	BARNES	54.647	35	DIGBY-BAKER	29.570	15	36	BARNES	1:24.440	1:24.440	0.000
16	3	JONES	54.869	28	HODGSON	29.606	16	28	HODGSON	1:24.479	1:24.483	0.004
17	28	HODGSON	54.873	52	JARMAN	29.652	17	35	DIGBY-BAKER	1:24.496	1:24.523	0.027
18	35	DIGBY-BAKER	54.926	36	BARNES	29.793	18	3	JONES	1:24.780	1:25.101	0.321
19	441	DUFTON	55.169	174	WHITBY	29.805	19	52	JARMAN	1:24.825	1:24.962	0.137
20	52	JARMAN	55.173	55	COOPER	29.892	20	63	HARDY	1:24.988	1:24.988	0.000
21	55	COOPER	55.201	3	JONES	29.911	21	55	COOPER	1:25.093	1:25.565	0.472
22	63	HARDY	55.532	441	DUFTON	30.008	22	441	DUFTON	1:25.177	1:25.177	0.000
23	14	DAVIES	55.621	14	DAVIES	30.196	23	14	DAVIES	1:25.817	1:25.817	0.000
24	6	COOPER	56.269	65	BREESE	30.746	24	65	BREESE	1:27.246	1:27.466	0.220
25	68	ALLEN	56.480	33	HARRIS	30.816	25	6	COOPER	1:27.260	1:27.454	0.194
26	65	BREESE	56.500	24	GODZISZ	30.822	26	28	HOARE	1:27.352	1:27.352	0.000
27	28	HOARE	56.503	28	HOARE	30.849	27	68	ALLEN	1:27.705	1:27.781	0.076
28	33	HARRIS	57.594	47	CLARK	30.970	28	33	HARRIS	1:28.410	1:28.410	0.000
29	42	JOHNSON	58.054	6	COOPER	30.991	29	42	JOHNSON	1:29.794	1:30.031	0.237
30	66	COTTRELL	58.285	68	ALLEN	31.225	30	66	COTTRELL	1:29.862	1:31.373	1.511
31	88	COURT	58.400	66	COTTRELL	31.577	31	47	CLARK	1:29.906	1:30.322	0.416
32	74	BOWLER	58.556	24	STOLTON	31.673	32	74	BOWLER	1:30.241	1:30.241	0.000
33	24	STOLTON	58.663	74	BOWLER	31.685	33	24	STOLTON	1:30.336	1:30.336	0.000
34	47	CLARK	58.936	42	JOHNSON	31.740	34	88	COURT	1:30.430	1:30.552	0.122
35	43	HALL	59.002	88	COURT	32.030	35	24	GODZISZ	1:30.439	1:30.439	0.000
36	24	GODZISZ	59.617	43	HALL	32.058	36	43	HALL	1:31.060	1:31.060	0.000
37	7	SHARMAN	59.961	48	SABBARTON	32.328	37	70	HALL	1:32.438	1:33.515	1.077
38	70	HALL	1:00.004	70	HALL	32.434	38	7	SHARMAN	1:32.536	1:32.674	0.138
39	122	WILSON	1:00.117	7	SHARMAN	32.575	39	48	SABBARTON	1:32.648	1:33.180	0.532
40	48	SABBARTON	1:00.320	122	WILSON	32.727	40	122	WILSON	1:32.844	1:33.860	1.016
41	16	COOPER	1:00.558	16	COOPER	32.899	41	16	COOPER	1:33.457	1:33.649	0.192
42	97	TAIG	1:00.792	97	TAIG	32.985	42	97	TAIG	1:33.777	1:34.288	0.511
43	617	SPALDING	1:02.264	617	SPALDING	33.129	43	617	SPALDING	1:35.393	1:35.579	0.186
44	77	WHITE	1:05.540	77	WHITE	35.144	44	77	WHITE	1:40.684	1:41.878	1.194
45	707	SPALDING	1:24.538	707	SPALDING	44.726	45	707	SPALDING	2:09.264	2:10.669	1.405
46							46	22	SMYTH		1:27.628	

Weather / Track : Bright / Dry

Donington Park National
Circuit Length = 1.9790 miles
Start: 14:23 Flag 14:34 End: 14:36

Results can be found at www.tsl-timing.com

Printed - 14:44 Saturday, 18 May 2019

EDlasia Formula 400

RACE 11 - GRID (7 Laps)

ROW 9	1	26	90 Steve RAPA	25	97 Nicholas TAIG	1:34.288
ROW 8	24	23	24 Harley GODZISZ	22	47 Allan CLARK	1:30.322
ROW 7	21	20	33 Jordan HARRIS	19	55 Nick COOPER	1:25.565
ROW 6	18	17	52 Gary JARMAN	16	174 Paul WHITBY	1:24.693
ROW 5	15	14	28 Kurt HODGSON	13	101 Andrew DAVIES	1:22.736
ROW 4	12	11	10 Graham McCARTHY	10	135 Daniel INGHAM	1:22.117
ROW 3	9	8	6 Matt BARBER	7	12 Grant WALDER	1:21.522
ROW 2	6	5	13 Doug EDMONDSON	4	86 Mathew SCOTT	1:19.294
ROW 1	3	2	78 Keith POVAH	1	126 Glynn DAVIES	1:17.059
Pole						

Donington Park National
Circuit Length = 1.9790 miles

These results are provisional until the conclusion of any judicial and technical matters.

Clerk Of Course :	Timekeeper :
-------------------	--------------

Results can be found at www.tsl-timing.com

Printed - 14:48 Saturday, 18 May 2019



BMCRC - MRO Championships 2019 - Rnd 4 @ Donington Park



EDlasia Formula 400

RACE 11 - CLASSIFICATION

POS	NO	CL	PIC NAME	ENTRY	LAPS	TIME	GAP	DIFF	MPH	BEST	ON
1	126		1 Glynn DAVIES	Kawasaki -	7	9:07.971			90.76	1:17.031	3
2	78		2 Keith POVAH	Kawasaki - Park School Engine Club	7	9:09.103	1.132	1.132	90.57	1:17.397	6
3	13	S	1 Doug EDMONDSON	Yamaha - Martin Johnson Exhausts	7	9:23.828	15.857	14.725	88.21	1:19.527	2
4	86		3 Mathew SCOTT	Kawasaki - Dynotech Performance	7	9:25.858	17.887	2.030	87.89	1:17.055	3
5	12		4 Grant WALDER	Kawasaki - Fins Motorcycles	7	9:29.249	21.278	3.391	87.37	1:20.153	2
6	127		5 Adam GREEN	Kawasaki - Royal Air Force Motorsport Association	7	9:36.020	28.049	6.771	86.34	1:20.656	7
7	135		6 Daniel INGHAM	Honda - Derek Jones Butchers	7	9:36.177	28.206	0.157	86.32	1:20.904	7
8	125	S	2 Ben MILES	Yamaha - Allspeed	7	9:36.555	28.584	0.378	86.26	1:21.270	2
9	57		7 Paul FISHER	Kawasaki -	7	9:38.923	30.952	2.368	85.91	1:21.410	5
10	101*		8 Andrew DAVIES	Yamaha - GIBSON EXHAUSTS	7	9:39.539	31.568	0.616	85.81	1:21.358	7
11	10	R	1 Graham McCARTHY	Kawasaki -	7	9:48.555	40.584	9.016	84.50	1:21.554	3
12	28		9 Kurt HODGSON	Honda - some local fools	7	9:51.720	43.749	3.165	84.05	1:23.467	5
13	35	S	3 Sam DIGBY-BAKER	Kawasaki -	7	9:54.563	46.592	2.843	83.65	1:23.428	4
14	63		10 Daniel HARDY	Kawasaki -	7	10:03.709	55.738	9.146	82.38	1:24.665	3
15	55	S	4 Nick COOPER	Honda - Skint Racing - Wemoto.com	7	10:12.770	1:04.799	9.061	81.16	1:25.971	7
16	47		11 Allan CLARK	Kawasaki - A Clark & Sons Builders	7	10:19.251	1:11.280	6.481	80.31	1:27.013	6
17	33	S	5 Jordan HARRIS	Suzuki - Steve Jordan Motorcycles	7	10:30.721	1:22.750	11.470	78.85	1:28.128	7
18	74	R	2 David BOWLER	Honda -	6	9:19.380	1 Lap	1 Lap	76.17	1:30.113	5
19	52		12 Gary JARMAN	Kawasaki - G & S Motorcycle tyres	6	9:23.734	1 Lap	4.354	75.58	1:24.121	4
20	97	S/R	1 Nicholas TAIG	Honda - Mantis Motorsports	6	9:38.670	1 Lap	14.936	73.63	1:35.254	2

NOT CLASSIFIED

DNF	48		Richie WELSH	Yamaha - EDEN'S EXPERIENCES/PETER FLEMING	5	6:33.527	2 Laps	1 Lap	90.17	1:17.597	3
DNF	24		Harley GODZISZ	Honda - HRG Performance	3	4:38.191	4 Laps	2 Laps	76.34	1:30.177	3
DNF	6	S	Matt BARBER	Yamaha -	2	2:50.434	5 Laps	1 Lap	82.80		

FASTEST LAP

126			Glynn DAVIES	Kawasaki -	3	1:17.031			92.49 mph	148.84 kph
13	S		Doug EDMONDSON	Yamaha - Martin Johnson Exhausts	2	1:19.527			89.58 mph	144.17 kph
10	R		Graham McCARTHY	Kawasaki -	3	1:21.554			87.36 mph	140.59 kph
97	S/R		Nicholas TAIG	Honda - Mantis Motorsports	2	1:35.254			74.79 mph	120.37 kph

No. 101 – Failed post-race technical

Class - 92.5% of Race Speed = 83.95 mph

Class S - 92.5% of Race Speed = 81.59 mph

Class R - 92.5% of Race Speed = 78.16 mph

Class S/R - 92.5% of Race Speed = 68.10 mph

Weather / Track : Cloudy / Dry

These results are provisional until the conclusion of any judicial and technical matters.

Donington Park National

Circuit Length = 1.9790 miles

Start: 17:45 Flag 17:54 End: 17:56

Clerk Of Course :	Timekeeper :
-------------------	--------------

Results can be found at www.tsl-timing.com

Printed - 18:47 Saturday, 18 May 2019



BMCRC - MRO Championships 2019 - Rnd 4 @ Donington Park

EDlasia Formula 400

RACE 11 - LAP CHART

LAP 1 @ 17:47:08.632

NO	BEHIND	LAP TIME
126		1:21.680
78	0.102	1:21.782
48	0.425	1:22.105
13	1.676	1:23.356
86	1.860	1:23.540
12	4.082	1:25.762
6	4.299	1:25.979
125	4.703	1:26.383
127	5.206	1:26.886
135	5.820	1:27.500
57	6.565	1:28.245
101	6.901	1:28.581
28	7.380	1:29.060
35	9.057	1:30.737
52	10.455	1:32.135
63	10.985	1:32.665
55	11.511	1:33.191
47	12.170	1:33.850
10	13.710	1:35.390
24	14.588	1:36.268
33	15.863	1:37.543
97	18.195	1:39.875
74	22.085	1:43.765

LAP 2 @ 17:48:26.691

NO	BEHIND	LAP TIME
126		1:18.059
48	0.310	1:17.944
78	0.483	1:18.440
86	1.433	1:17.632
13	3.144	1:19.527
12	6.176	1:20.153
125	7.914	1:21.270
127	9.004	1:21.857
135	9.705	1:21.944
57	10.509	1:22.003
6	10.695	1:24.455 P
101	11.026	1:22.184
28	12.986	1:23.665
35	14.734	1:23.736
52	16.925	1:24.529
63	18.640	1:25.714
10	18.966	1:23.315
55	20.095	1:26.643
47	21.249	1:27.138
33	28.097	1:30.293
24	28.275	1:31.746
74	34.879	1:30.853
97	35.390	1:35.254

LAP 3 @ 17:49:43.722

NO	BEHIND	LAP TIME
126		1:17.031
48	0.876	1:17.597
78	1.192	1:17.740
86	1.457	1:17.055
13	6.114	1:20.001
12	9.622	1:20.477
125	12.374	1:21.491
127	13.099	1:21.126
135	14.171	1:21.497

57	15.491	1:22.013
101	16.101	1:22.106
28	19.738	1:23.783
35	21.188	1:23.485
10	23.489	1:21.554
52	24.197	1:24.303
63	26.274	1:24.665
55	30.191	1:27.127
47	31.783	1:27.565
33	39.826	1:28.760
24	41.421	1:30.177
74	49.034	1:31.186
97	54.167	1:35.808

LAP 4 @ 17:51:01.167

NO	BEHIND	LAP TIME
126		1:17.445
78	1.279	1:17.532
48	1.409	1:17.978
86	1.613	1:17.601
13	9.232	1:20.563
12	12.926	1:20.749
125	16.579	1:21.650
127	17.326	1:21.672
135	17.950	1:21.224
57	19.621	1:21.575
101	20.170	1:21.514
28	25.980	1:23.687
35	27.171	1:23.428
10	27.882	1:21.838
52	30.873	1:24.121
63	33.640	1:24.811
55	39.961	1:27.215
47	41.442	1:27.104
33	50.623	1:28.242
74	1:04.077	1:32.488
97	1:12.856	1:36.134

LAP 5 @ 17:52:18.907

NO	BEHIND	LAP TIME
126		1:17.740
48	1.572	1:17.903
78	1.751	1:18.212
86	1.934	1:18.061
13	11.406	1:19.914
12	16.275	1:21.089
125	20.382	1:21.543
127	20.717	1:21.131
135	21.299	1:21.089
57	23.291	1:21.410
101	23.956	1:21.526
28	31.707	1:23.467
10	31.749	1:21.607
35	33.976	1:24.545
52	37.904	1:24.771
63	40.881	1:24.981
55	48.495	1:26.274
47	52.004	1:28.302
33	1:02.233	1:29.350
74	1:16.450	1:30.113

LAP 6 @ 17:53:36.644

NO	BEHIND	LAP TIME
126		1:17.737
78	1.411	1:17.397
97	1 Lap	1:35.627
13	13.970	1:20.301
86	16.075	1:31.878
12	19.240	1:20.702
125	25.205	1:22.560
135	25.581	1:22.019
127	25.672	1:22.692
57	27.632	1:22.078
101	28.489	1:22.270
10	36.862	1:22.850
28	38.144	1:24.174
35	40.501	1:24.262
63	48.311	1:25.167
55	57.107	1:26.349
47	1:01.280	1:27.013
33	1:12.901	1:28.405

LAP 7 @ 17:54:54.923

NO	BEHIND	LAP TIME
126		1:18.279
78	1.132	1:18.000
74	1 Lap	1:30.975
52	1 Lap	2:13.875
13	15.857	1:20.166
86	17.887	1:20.091
12	21.278	1:20.317
127	28.049	1:20.656
135	28.206	1:20.904
125	28.584	1:21.658
97	1 Lap	1:35.972
57	30.952	1:21.599
101	31.568	1:21.358
10	40.584	1:22.001
28	43.749	1:23.884
35	46.592	1:24.370
63	55.738	1:25.706
55	1:04.799	1:25.971
47	1:11.280	1:28.279
33	1:22.750	1:28.128

Weather / Track : Cloudy / Dry

Results can be found at www.tsl-timing.com

Donington Park National
Circuit Length = 1.9790 miles
Start: 17:45 Flag 17:54 End: 17:56

Printed - 18:48 Saturday, 18 May 2019

BMCRC - MRO Championships 2019 - Rnd 4 @ Donington Park

EDlasia Formula 400

RACE 11 - SECTOR ANALYSIS



SECTOR 1 = FL to I1, SECTOR 2 = I1 to FL, DIFF = Difference To Personal Best Lap, P = Crossed Finish Line in Pit Lane, D = Time Disallowed

P1 126		Glynn DAVIES		Kawasaki -		
IDEAL LAP TIME : 1:17.031		BEST LAP TIME : 1:17.031		DIFFERENCE : 0.000		
LAP	SECTOR 1	SECTOR 2	LAP TIME	MPH	DIFF	TIME OF DAY
1 -		27.484	1:21.680	87.22	4.649	17:47:08.632
2 -	50.584	27.475	1:18.059	91.27	1.028	17:48:26.691
3 -	49.826	27.205	1:17.031 (1)	92.49		17:49:43.722
4 -	49.989	27.456	1:17.445 (2)	91.99	0.414	17:51:01.167
5 -	50.088	27.652	1:17.740	91.64	0.709	17:52:18.907
6 -	50.426	27.311	1:17.737 (3)	91.65	0.706	17:53:36.644
7 -	50.562	27.717	1:18.279	91.01	1.248	17:54:54.923

P2 78		Keith POVAH		Kawasaki - Park School Engine Club		
IDEAL LAP TIME : 1:17.308		BEST LAP TIME : 1:17.397		DIFFERENCE : 0.089		
LAP	SECTOR 1	SECTOR 2	LAP TIME	MPH	DIFF	TIME OF DAY
1 -		27.735	1:21.782	87.11	4.385	17:47:08.734
2 -	50.352	28.088	1:18.440	90.82	1.043	17:48:27.174
3 -	50.427	27.313	1:17.740 (3)	91.64	0.343	17:49:44.914
4 -	50.090	27.442	1:17.532 (2)	91.89	0.135	17:51:02.446
5 -	50.848	27.364	1:18.212	91.09	0.815	17:52:20.658
6 -	50.179	27.218	1:17.397 (1)	92.05		17:53:38.055
7 -	50.446	27.554	1:18.000	91.34	0.603	17:54:56.055

P3 13 S		Doug EDMONDSON		Yamaha - Martin Johnson Exhausts		
IDEAL LAP TIME : 1:19.463		BEST LAP TIME : 1:19.527		DIFFERENCE : 0.064		
LAP	SECTOR 1	SECTOR 2	LAP TIME	MPH	DIFF	TIME OF DAY
1 -		28.119	1:23.356	85.47	3.829	17:47:10.308
2 -	51.476	28.051	1:19.527 (1)	89.58		17:48:29.835
3 -	51.679	28.322	1:20.001 (3)	89.05	0.474	17:49:49.836
4 -	51.905	28.658	1:20.563	88.43	1.036	17:51:10.399
5 -	51.544	28.370	1:19.914 (2)	89.15	0.387	17:52:30.313
6 -	51.576	28.725	1:20.301	88.72	0.774	17:53:50.614
7 -	51.412	28.754	1:20.166	88.87	0.639	17:55:10.780

P4 86		Mathew SCOTT		Kawasaki - Dynotech Performance		
IDEAL LAP TIME : 1:17.055		BEST LAP TIME : 1:17.055		DIFFERENCE : 0.000		
LAP	SECTOR 1	SECTOR 2	LAP TIME	MPH	DIFF	TIME OF DAY
1 -		27.693	1:23.540	85.28	6.485	17:47:10.492
2 -	50.411	27.221	1:17.632 (3)	91.77	0.577	17:48:28.124
3 -	49.986	27.069	1:17.055 (1)	92.46		17:49:45.179
4 -	50.075	27.526	1:17.601 (2)	91.81	0.546	17:51:02.780
5 -	50.719	27.342	1:18.061	91.27	1.006	17:52:20.841
6 -	51.562	40.316	1:31.878	77.54	14.823	17:53:52.719
7 -	51.999	28.092	1:20.091	88.95	3.036	17:55:12.810

P5 12		Grant WALDER		Kawasaki - Fins Motorcycles		
IDEAL LAP TIME : 1:20.074		BEST LAP TIME : 1:20.153		DIFFERENCE : 0.079		
LAP	SECTOR 1	SECTOR 2	LAP TIME	MPH	DIFF	TIME OF DAY
1 -		28.103	1:25.762	83.07	5.609	17:47:12.714
2 -	51.971	28.182	1:20.153 (1)	88.88		17:48:32.867
3 -	52.167	28.310	1:20.477 (3)	88.53	0.324	17:49:53.344
4 -	52.423	28.326	1:20.749	88.23	0.596	17:51:14.093
5 -	52.891	28.198	1:21.089	87.86	0.936	17:52:35.182
6 -	52.316	28.386	1:20.702	88.28	0.549	17:53:55.884
7 -	52.190	28.127	1:20.317 (2)	88.70	0.164	17:55:16.201

P6 127		Adam GREEN		Kawasaki - Royal Air Force Motorsport Association		
IDEAL LAP TIME : 1:20.656		BEST LAP TIME : 1:20.656		DIFFERENCE : 0.000		
LAP	SECTOR 1	SECTOR 2	LAP TIME	MPH	DIFF	TIME OF DAY
1 -						
2 -						
3 -						
4 -						
5 -						
6 -						
7 -						

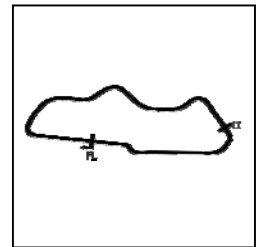
Weather / Track : Cloudy / Dry

Donington Park National
Circuit Length = 1.9790 miles
Start: 17:45 Flag 17:54 End: 17:56

BMCRC - MRO Championships 2019 - Rnd 4 @ Donington Park

EDlasia Formula 400

RACE 11 - SECTOR ANALYSIS



SECTOR 1 = FL to I1, SECTOR 2 = I1 to FL, DIFF = Difference To Personal Best Lap, P = Crossed Finish Line in Pit Lane, D = Time Disallowed

1 -		28.293	1:26.886	81.99	6.230	17:47:13.838
2 -	53.249	28.608	1:21.857	87.03	1.201	17:48:35.695
3 -	52.756	28.370	1:21.126 (2)	87.82	0.470	17:49:56.821
4 -	53.199	28.473	1:21.672	87.23	1.016	17:51:18.493
5 -	52.792	28.339	1:21.131 (3)	87.81	0.475	17:52:39.624
6 -	53.888	28.804	1:22.692	86.15	2.036	17:54:02.316
7 -	52.623	28.033	1:20.656 (1)	88.33		17:55:22.972

P7	135	Daniel INGHAM	Honda - Derek Jones Butchers			
IDEAL LAP TIME : 1:20.677		BEST LAP TIME : 1:20.904		DIFFERENCE : 0.227		

LAP	SECTOR 1	SECTOR 2	LAP TIME	MPH	DIFF	TIME OF DAY
1 -		29.204	1:27.500	81.42	6.596	17:47:14.452
2 -	52.780	29.164	1:21.944	86.94	1.040	17:48:36.396
3 -	52.526	28.971	1:21.497	87.42	0.593	17:49:57.893
4 -	52.313	28.911	1:21.224 (3)	87.71	0.320	17:51:19.117
5 -	52.465	28.624	1:21.089 (2)	87.86	0.185	17:52:40.206
6 -	53.012	29.007	1:22.019	86.86	1.115	17:54:02.225
7 -	52.053	28.851	1:20.904 (1)	88.06		17:55:23.129

P8	125 S	Ben MILES	Yamaha - Allspeed			
IDEAL LAP TIME : 1:21.270		BEST LAP TIME : 1:21.270		DIFFERENCE : 0.000		

LAP	SECTOR 1	SECTOR 2	LAP TIME	MPH	DIFF	TIME OF DAY
1 -		29.108	1:26.383	82.47	5.113	17:47:13.335
2 -	52.393	28.877	1:21.270 (1)	87.66		17:48:34.605
3 -	52.535	28.956	1:21.491 (2)	87.42	0.221	17:49:56.096
4 -	52.700	28.950	1:21.650	87.25	0.380	17:51:17.746
5 -	52.569	28.974	1:21.543 (3)	87.37	0.273	17:52:39.289
6 -	53.585	28.975	1:22.560	86.29	1.290	17:54:01.849
7 -	52.681	28.977	1:21.658	87.24	0.388	17:55:23.507

P9	57	Paul FISHER	Kawasaki -			
IDEAL LAP TIME : 1:21.219		BEST LAP TIME : 1:21.410		DIFFERENCE : 0.191		

LAP	SECTOR 1	SECTOR 2	LAP TIME	MPH	DIFF	TIME OF DAY
1 -		29.127	1:28.245	80.73	6.835	17:47:15.197
2 -	52.966	29.037	1:22.003	86.88	0.593	17:48:37.200
3 -	53.295	28.718	1:22.013	86.87	0.603	17:49:59.213
4 -	52.898	28.677	1:21.575 (2)	87.33	0.165	17:51:20.788
5 -	52.776	28.634	1:21.410 (1)	87.51		17:52:42.198
6 -	52.873	29.205	1:22.078	86.80	0.668	17:54:04.276
7 -	52.585	29.014	1:21.599 (3)	87.31	0.189	17:55:25.875

P10	101	Andrew DAVIES	Yamaha - GIBSON EXHAUSTS			
IDEAL LAP TIME : 1:21.213		BEST LAP TIME : 1:21.358		DIFFERENCE : 0.145		

LAP	SECTOR 1	SECTOR 2	LAP TIME	MPH	DIFF	TIME OF DAY
1 -		29.180	1:28.581	80.43	7.223	17:47:15.533
2 -	53.178	29.006	1:22.184	86.69	0.826	17:48:37.717
3 -	53.278	28.828	1:22.106	86.77	0.748	17:49:59.823
4 -	52.895	28.619	1:21.514 (2)	87.40	0.156	17:51:21.337
5 -	52.745	28.781	1:21.526 (3)	87.39	0.168	17:52:42.863
6 -	53.092	29.178	1:22.270	86.60	0.912	17:54:05.133
7 -	52.594	28.764	1:21.358 (1)	87.57		17:55:26.491

P11	10 R	Graham McCARTHY	Kawasaki -			
IDEAL LAP TIME : 1:21.494		BEST LAP TIME : 1:21.554		DIFFERENCE : 0.060		

LAP	SECTOR 1	SECTOR 2	LAP TIME	MPH	DIFF	TIME OF DAY
1 -	OUTLAP	29.990	1:35.390	74.68	13.836	17:47:22.342
2 -	53.612	29.703	1:23.315	85.51	1.761	17:48:45.657
3 -	52.664	28.890	1:21.554 (1)	87.36		17:50:07.211
4 -	53.008	28.830	1:21.838 (3)	87.05	0.284	17:51:29.049

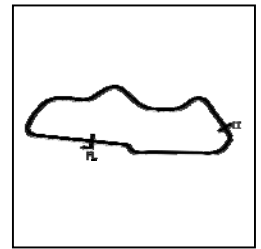
Weather / Track : Cloudy / Dry

Donington Park National
Circuit Length = 1.9790 miles
Start: 17:45 Flag 17:54 End: 17:56

BMCRC - MRO Championships 2019 - Rnd 4 @ Donington Park

EDlasia Formula 400

RACE 11 - SECTOR ANALYSIS



SECTOR 1 = FL to I1, SECTOR 2 = I1 to FL, DIFF = Difference To Personal Best Lap, P = Crossed Finish Line in Pit Lane, D = Time Disallowed

5 -	52.755	28.852	1:21.607 (2)	87.30	0.053	17:52:50.656
6 -	53.473	29.377	1:22.850	85.99	1.296	17:54:13.506
7 -	53.040	28.961	1:22.001	86.88	0.447	17:55:35.507

P12	28	Kurt HODGSON	Honda - some local fools			
IDEAL LAP TIME : 1:23.339		BEST LAP TIME : 1:23.467	DIFFERENCE : 0.128			
LAP	SECTOR 1	SECTOR 2	LAP TIME	MPH	DIFF	TIME OF DAY
1 -		29.182	1:29.060	79.99	5.593	17:47:16.012
2 -	54.157	29.508	1:23.665 (2)	85.15	0.198	17:48:39.677
3 -	54.311	29.472	1:23.783	85.03	0.316	17:50:03.460
4 -	54.356	29.331	1:23.687 (3)	85.13	0.220	17:51:27.147
5 -	54.181	29.286	1:23.467 (1)	85.35		17:52:50.614
6 -	54.674	29.500	1:24.174	84.64	0.707	17:54:14.788
7 -	54.316	29.568	1:23.884	84.93	0.417	17:55:38.672

P13	35 S	Sam DIGBY-BAKER	Kawasaki -			
IDEAL LAP TIME : 1:23.354		BEST LAP TIME : 1:23.428	DIFFERENCE : 0.074			
LAP	SECTOR 1	SECTOR 2	LAP TIME	MPH	DIFF	TIME OF DAY
1 -		29.721	1:30.737	78.51	7.309	17:47:17.689
2 -	54.156	29.580	1:23.736 (3)	85.08	0.308	17:48:41.425
3 -	54.023	29.462	1:23.485 (2)	85.34	0.057	17:50:04.910
4 -	53.892	29.536	1:23.428 (1)	85.39		17:51:28.338
5 -	54.957	29.588	1:24.545	84.27	1.117	17:52:52.883
6 -	54.003	30.259	1:24.262	84.55	0.834	17:54:17.145
7 -	54.167	30.203	1:24.370	84.44	0.942	17:55:41.515

P14	63	Daniel HARDY	Kawasaki -			
IDEAL LAP TIME : 1:24.477		BEST LAP TIME : 1:24.665	DIFFERENCE : 0.188			
LAP	SECTOR 1	SECTOR 2	LAP TIME	MPH	DIFF	TIME OF DAY
1 -		30.693	1:32.665	76.88	8.000	17:47:19.617
2 -	55.964	29.750	1:25.714	83.12	1.049	17:48:45.331
3 -	55.086	29.579	1:24.665 (1)	84.15		17:50:09.996
4 -	55.420	29.391	1:24.811 (2)	84.00	0.146	17:51:34.807
5 -	55.491	29.490	1:24.981 (3)	83.83	0.316	17:52:59.788
6 -	55.086	30.081	1:25.167	83.65	0.502	17:54:24.955
7 -	55.293	30.413	1:25.706	83.12	1.041	17:55:50.661

P15	55 S	Nick COOPER	Honda - Skint Racing - Wemoto.com			
IDEAL LAP TIME : 1:25.878		BEST LAP TIME : 1:25.971	DIFFERENCE : 0.093			
LAP	SECTOR 1	SECTOR 2	LAP TIME	MPH	DIFF	TIME OF DAY
1 -		30.922	1:33.191	76.45	7.220	17:47:20.143
2 -	55.975	30.668	1:26.643	82.22	0.672	17:48:46.786
3 -	55.952	31.175	1:27.127	81.77	1.156	17:50:13.913
4 -	56.802	30.413	1:27.215	81.69	1.244	17:51:41.128
5 -	55.707	30.567	1:26.274 (2)	82.58	0.303	17:53:07.402
6 -	55.561	30.788	1:26.349 (3)	82.50	0.378	17:54:33.751
7 -	55.654	30.317	1:25.971 (1)	82.87		17:55:59.722

P16	47	Allan CLARK	Kawasaki - A Clark & Sons Builders			
IDEAL LAP TIME : 1:26.495		BEST LAP TIME : 1:27.013	DIFFERENCE : 0.518			
LAP	SECTOR 1	SECTOR 2	LAP TIME	MPH	DIFF	TIME OF DAY
1 -		30.856	1:33.850	75.91	6.837	17:47:20.802
2 -	56.550	30.588	1:27.138 (3)	81.76	0.125	17:48:47.940
3 -	56.939	30.626	1:27.565	81.36	0.552	17:50:15.505
4 -	55.907	31.197	1:27.104 (2)	81.79	0.091	17:51:42.609
5 -	57.375	30.927	1:28.302	80.68	1.289	17:53:10.911
6 -	56.381	30.632	1:27.013 (1)	81.88		17:54:37.924
7 -	56.868	31.411	1:28.279	80.70	1.266	17:56:06.203

Weather / Track : Cloudy / Dry

Donington Park National
Circuit Length = 1.9790 miles
Start: 17:45 Flag 17:54 End: 17:56

BMCRC - MRO Championships 2019 - Rnd 4 @ Donington Park

EDlasia Formula 400

RACE 11 - SECTOR ANALYSIS



SECTOR 1 = FL to I1, SECTOR 2 = I1 to FL, DIFF = Difference To Personal Best Lap, P = Crossed Finish Line in Pit Lane, D = Time Disallowed

P17	33 S	Jordan HARRIS	Suzuki - Steve Jordan Motorcycles			
IDEAL LAP TIME : 1:27.455		BEST LAP TIME : 1:28.128	DIFFERENCE : 0.673			

LAP	SECTOR 1	SECTOR 2	LAP TIME	MPH	DIFF	TIME OF DAY
1 -		31.265	1:37.543	73.04	9.415	17:47:24.495
2 -	58.912	31.381	1:30.293	78.90	2.165	17:48:54.788
3 -	57.803	30.957	1:28.760	80.26	0.632	17:50:23.548
4 -	57.227	31.015	1:28.242 (2)	80.73	0.114	17:51:51.790
5 -	57.172	32.178	1:29.350	79.73	1.222	17:53:21.140
6 -	56.498	31.907	1:28.405 (3)	80.59	0.277	17:54:49.545
7 -	57.130	30.998	1:28.128 (1)	80.84		17:56:17.673

P18	74 R	David BOWLER	Honda -			
IDEAL LAP TIME : 1:30.113		BEST LAP TIME : 1:30.113	DIFFERENCE : 0.000			

LAP	SECTOR 1	SECTOR 2	LAP TIME	MPH	DIFF	TIME OF DAY
1 -		33.516	1:43.765	68.66	13.652	17:47:30.717
2 -	58.858	31.995	1:30.853 (2)	78.41	0.740	17:49:01.570
3 -	59.129	32.057	1:31.186	78.13	1.073	17:50:32.756
4 -	1:00.240	32.248	1:32.488	77.03	2.375	17:52:05.244
5 -	58.741	31.372	1:30.113 (1)	79.06		17:53:35.357
6 -	58.842	32.133	1:30.975 (3)	78.31	0.862	17:55:06.332

P19	52	Gary JARMAN	Kawasaki - G & S Motorcycle tyres			
IDEAL LAP TIME : 1:23.882		BEST LAP TIME : 1:24.121	DIFFERENCE : 0.239			

LAP	SECTOR 1	SECTOR 2	LAP TIME	MPH	DIFF	TIME OF DAY
1 -		30.178	1:32.135	77.32	8.014	17:47:19.087
2 -	54.753	29.776	1:24.529 (3)	84.28	0.408	17:48:43.616
3 -	54.237	30.066	1:24.303 (2)	84.51	0.182	17:50:07.919
4 -	54.476	29.645	1:24.121 (1)	84.69		17:51:32.040
5 -	54.754	30.017	1:24.771	84.04	0.650	17:52:56.811
6 -	54.408	1:19.467	2:13.875	53.21	49.754	17:55:10.686

P20	97 S/R	Nicholas TAIG	Honda - Mantis Motorsports			
IDEAL LAP TIME : 1:33.982		BEST LAP TIME : 1:35.254	DIFFERENCE : 1.272			

LAP	SECTOR 1	SECTOR 2	LAP TIME	MPH	DIFF	TIME OF DAY
1 -		32.692	1:39.875	71.33	4.621	17:47:26.827
2 -	1:01.739	33.515	1:35.254 (1)	74.79		17:49:02.081
3 -	1:01.290	34.518	1:35.808 (3)	74.36	0.554	17:50:37.889
4 -	1:02.463	33.671	1:36.134	74.11	0.880	17:52:14.023
5 -	1:02.099	33.528	1:35.627 (2)	74.50	0.373	17:53:49.650
6 -	1:02.500	33.472	1:35.972	74.23	0.718	17:55:25.622

P21	48	Richie WELSH	Yamaha - EDEN'S EXPERIENCES/PETER FLEMING			
IDEAL LAP TIME : 1:17.597		BEST LAP TIME : 1:17.597	DIFFERENCE : 0.000			

LAP	SECTOR 1	SECTOR 2	LAP TIME	MPH	DIFF	TIME OF DAY
1 -		27.332	1:22.105	86.77	4.508	17:47:09.057
2 -	50.641	27.303	1:17.944 (3)	91.40	0.347	17:48:27.001
3 -	50.388	27.209	1:17.597 (1)	91.81		17:49:44.598
4 -	50.451	27.527	1:17.978	91.36	0.381	17:51:02.576
5 -	50.581	27.322	1:17.903 (2)	91.45	0.306	17:52:20.479

P22	24	Harley GODZISZ	Honda - HRG Performance			
IDEAL LAP TIME : 1:29.823		BEST LAP TIME : 1:30.177	DIFFERENCE : 0.354			

LAP	SECTOR 1	SECTOR 2	LAP TIME	MPH	DIFF	TIME OF DAY
1 -		30.752	1:36.268	74.00	6.091	17:47:23.220
2 -	59.930	31.816	1:31.746 (2)	77.65	1.569	17:48:54.966
3 -	59.071	31.106	1:30.177 (1)	79.00		17:50:25.143

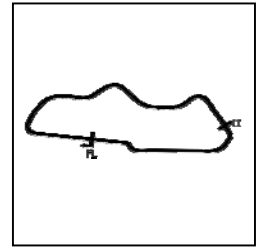
Weather / Track : Cloudy / Dry

Donington Park National
Circuit Length = 1.9790 miles
Start: 17:45 Flag 17:54 End: 17:56

BMCRC - MRO Championships 2019 - Rnd 4 @ Donington Park

EDlasia Formula 400

RACE 11 - SECTOR ANALYSIS



SECTOR 1 = FL to I1, SECTOR 2 = I1 to FL, DIFF = Difference To Personal Best Lap, P = Crossed Finish Line in Pit Lane, D = Time Disallowed

P23 6 S		Matt BARBER		Yamaha -		
IDEAL LAP TIME : 1:21.214		BEST LAP TIME :		DIFFERENCE :		
LAP	SECTOR 1	SECTOR 2	LAP TIME	MPH	DIFF	TIME OF DAY
1 -		28.726	1:25.979	82.86		17:47:12.931
2 -	52.488	IN PIT	1:24.455 P	84.36		17:48:37.386

BMCRC - MRO Championships 2019 - Rnd 4 @ Donington Park

EDlasia Formula 400

RACE 11 - BEST SECTORS

SECTOR 1			SECTOR 2			IDEAL / BEST COMPARISON						
POS	NO	NAME	TIME	NO	NAME	TIME	POS	NO	NAME	IDEAL	BEST	DIFF
									PERFECT LAP	1:16.895		
1	126	DAVIES	49.826	86	SCOTT	27.069	1	126	DAVIES	1:17.031	1:17.031	0.000
2	86	SCOTT	49.986	126	DAVIES	27.205	2	86	SCOTT	1:17.055	1:17.055	0.000
3	78	POVAH	50.090	48	WELSH	27.209	3	78	POVAH	1:17.308	1:17.397	0.089
4	48	WELSH	50.388	78	POVAH	27.218	4	48	WELSH	1:17.597	1:17.597	0.000
5	13	EDMONDSON	51.412	127	GREEN	28.033	5	13	EDMONDSON	1:19.463	1:19.527	0.064
6	12	WALDER	51.971	13	EDMONDSON	28.051	6	12	WALDER	1:20.074	1:20.153	0.079
7	135	INGHAM	52.053	12	WALDER	28.103	7	127	GREEN	1:20.656	1:20.656	0.000
8	125	MILES	52.393	101	DAVIES	28.619	8	135	INGHAM	1:20.677	1:20.904	0.227
9	6	BARBER	52.488	135	INGHAM	28.624	9	101	DAVIES	1:21.213	1:21.358	0.145
10	57	FISHER	52.585	57	FISHER	28.634	10	6	BARBER	1:21.214		
11	101	DAVIES	52.594	6	BARBER	28.726	11	57	FISHER	1:21.219	1:21.410	0.191
12	127	GREEN	52.623	10	McCARTHY	28.830	12	125	MILES	1:21.270	1:21.270	0.000
13	10	McCARTHY	52.664	125	MILES	28.877	13	10	McCARTHY	1:21.494	1:21.554	0.060
14	35	DIGBY-BAKER	53.892	28	HODGSON	29.182	14	28	HODGSON	1:23.339	1:23.467	0.128
15	28	HODGSON	54.157	63	HARDY	29.391	15	35	DIGBY-BAKER	1:23.354	1:23.428	0.074
16	52	JARMAN	54.237	35	DIGBY-BAKER	29.462	16	52	JARMAN	1:23.882	1:24.121	0.239
17	63	HARDY	55.086	52	JARMAN	29.645	17	63	HARDY	1:24.477	1:24.665	0.188
18	55	COOPER	55.561	55	COOPER	30.317	18	55	COOPER	1:25.878	1:25.971	0.093
19	47	CLARK	55.907	47	CLARK	30.588	19	47	CLARK	1:26.495	1:27.013	0.518
20	33	HARRIS	56.498	24	GODZISZ	30.752	20	33	HARRIS	1:27.455	1:28.128	0.673
21	74	BOWLER	58.741	33	HARRIS	30.957	21	24	GODZISZ	1:29.823	1:30.177	0.354
22	24	GODZISZ	59.071	74	BOWLER	31.372	22	74	BOWLER	1:30.113	1:30.113	0.000
23	97	TAIG	1:01.290	97	TAIG	32.692	23	97	TAIG	1:33.982	1:35.254	1.272

Weather / Track : Cloudy / Dry

Results can be found at www.tsl-timing.com

Donington Park National
 Circuit Length = 1.9790 miles
 Start: 17:45 Flag 17:54 End: 17:56

Printed - 18:47 Saturday, 18 May 2019

BMCRC - MRO Championships 2019 - Rnd 4 @ Donington Park



EDlasia Formula 400

RACE 10 - GRID (10 Laps)

ROW 9	1	26	90 Steve RAPA	25	66 Damian COTTRELL				
ROW 8	24	174 Paul WHITBY	23	6 Matt BARBER	22	97 Nicholas TAIG	1:35.254		
ROW 7	21	24 Harley GODZISZ	1:30.177	20	74 David BOWLER	1:30.113	19	33 Jordan HARRIS	1:28.128
ROW 6	18	47 Allan CLARK	1:27.013	17	55 Nick COOPER	1:25.971	16	63 Daniel HARDY	1:24.665
ROW 5	15	52 Gary JARMAN	1:24.121	14	28 Kurt HODGSON	1:23.467	13	35 Sam DIGBY-BAKER	1:23.428
ROW 4	12	10 Graham McCARTHY	1:21.554	11	57 Paul FISHER	1:21.410	10	101 Andrew DAVIES	1:21.358
ROW 3	9	125 Ben MILES	1:21.270	8	135 Daniel INGHAM	1:20.904	7	127 Adam GREEN	1:20.656
ROW 2	6	12 Grant WALDER	1:20.153	5	13 Doug EDMONDSON	1:19.527	4	48 Richie WELSH	1:17.597
ROW 1	3	78 Keith POVAH	1:17.397	2	86 Mathew SCOTT	1:17.055	1	126 Glynn DAVIES	1:17.031
Pole									

Donington Park National
Circuit Length = 1.9790 miles

These results are provisional until the conclusion of any judicial and technical matters.

Clerk Of Course :	Timekeeper :
-------------------	--------------

Results can be found at www.tsl-timing.com

Printed - 18:49 Saturday, 18 May 2019



BMCRC - MRO Championships 2019 - Rnd 4 @ Donington Park



EDiasia Formula 400

RACE 10 - CLASSIFICATION

POS	NO	CL	PIC NAME	ENTRY	LAPS	TIME	GAP	DIFF	MPH	BEST	ON
1	126		1 Glynn DAVIES	Kawasaki -	10	12:54.971			91.75	1:16.631	4
2	78		2 Keith POVAH	Kawasaki - Park School Engine Club	10	12:58.722	3.751	3.751	91.31	1:16.979	9
3	86		3 Mathew SCOTT	Kawasaki - Dynotech Performance	10	13:06.626	11.655	7.904	90.39	1:17.548	2
4	48		4 Richie WELSH	Yamaha - EDEN'S EXPERIENCES/PETER FLEMING	10	13:14.107	19.136	7.481	89.54	1:18.370	7
5	13	S	1 Doug EDMONDSON	Yamaha - Martin Johnson Exhausts	10	13:21.278	26.307	7.171	88.74	1:18.929	5
6	12		5 Grant WALDER	Kawasaki - Fins Motorcycles	10	13:25.582	30.611	4.304	88.27	1:19.670	8
7	125	S	2 Ben MILES	Yamaha - Allspeed	10	13:26.510	31.539	0.928	88.16	1:19.328	10
8	10	R	1 Graham McCARTHY	Kawasaki -	10	13:26.789	31.818	0.279	88.13	1:19.367	8
9	57		6 Paul FISHER	Kawasaki -	10	13:27.068	32.097	0.279	88.10	1:19.528	8
10	135		7 Daniel INGHAM	Honda - Derek Jones Butchers	10	13:39.951	44.980	12.883	86.72	1:20.946	10
11	101		8 Andrew DAVIES	Yamaha - GIBSON EXHAUSTS	10	13:40.293	45.322	0.342	86.68	1:20.604	10
12	28		9 Kurt HODGSON	Honda - some local fools	10	14:03.529	1:08.558	23.236	84.30	1:23.181	2
13	52		10 Gary JARMAN	Kawasaki - G & S Motorcycle tyres	10	14:04.352	1:09.381	0.823	84.21	1:22.737	9
14	55	S	3 Nick COOPER	Honda - Skint Racing - Wemoto.com	10	14:09.399	1:14.428	5.047	83.71	1:23.744	8
15	33	S	4 Jordan HARRIS	Suzuki - Steve Jordan Motorcycles	10	14:09.691	1:14.720	0.292	83.68	1:23.190	8
16	47		11 Allan CLARK	Kawasaki - A Clark & Sons Builders	9	12:56.090	1 Lap	1 Lap	82.44	1:24.590	7
17	74	R	2 David BOWLER	Honda -	9	13:41.714	1 Lap	45.624	77.86	1:30.082	9

NOT CLASSIFIED

DNF	63		Daniel HARDY	Kawasaki -	8	11:59.570	2 Laps	1 Lap	79.02	1:25.629	4
DNF	97	S/R	Nicholas TAIG	Honda - Mantis Motorsports	5	8:03.548	5 Laps	3 Laps	73.38	1:33.497	5
DNF	127		Adam GREEN	Kawasaki - Royal Air Force Motorsport Association	0						

FASTEST LAP

126			Glynn DAVIES	Kawasaki -	4	1:16.631			92.97 mph	149.62 kph
13	S		Doug EDMONDSON	Yamaha - Martin Johnson Exhausts	5	1:18.929			90.26 mph	145.26 kph
10	R		Graham McCARTHY	Kawasaki -	8	1:19.367			89.76 mph	144.46 kph
97	S/R		Nicholas TAIG	Honda - Mantis Motorsports	5	1:33.497			76.20 mph	122.63 kph

Class - 92.5% of Race Speed = 84.86 mph
 Class S - 92.5% of Race Speed = 82.08 mph
 Class R - 92.5% of Race Speed = 81.52 mph

Weather / Track : Bright / Dry

These results are provisional until the conclusion of any judicial and technical matters.

Donington Park National
 Circuit Length = 1.9790 miles
 Start: 12:14 Flag 12:27 End: 12:29

Clerk Of Course :	Timekeeper :
-------------------	--------------

Results can be found at www.tsl-timing.com

Printed - 12:32 Sunday, 19 May 2019



BMCRC - MRO Championships 2019 - Rnd 4 @ Donington Park

EDlasia Formula 400

RACE 10 - LAP CHART

LAP 1 @ 12:16:20.153			74	44.811	1:31.596 <th>33</th> <td>49.801</td> <td>1:23.890<th>33</th><td>1:08.760</td><td>1:24.035</td></td>	33	49.801	1:23.890 <th>33</th> <td>1:08.760</td> <td>1:24.035</td>	33	1:08.760	1:24.035
	97	1:00.995	1:36.179		47	55.625	1:25.591				
	63	1:03.635	1:28.202	LAP 4 @ 12:20:10.299			LAP 10 @ 12:27:54.342				
NO	BEHIND	LAP TIME	NO	BEHIND	LAP TIME	NO	BEHIND	LAP TIME	NO	BEHIND	LAP TIME
126		1:20.782	126		1:16.631	126		1:17.407	126		1:17.299
78	0.563	1:21.345	78	2.642	1:17.505	78	4.125	1:17.520	47	1 Lap	1:25.487
86	1.541	1:22.323	86	5.773	1:18.607	86	8.477	1:17.686	78	3.751	1:17.417
48	2.314	1:23.096	48	7.953	1:18.680	74	1 Lap	1:30.156	86	11.655	1:18.057
13	2.863	1:23.645	13	10.570	1:19.244	48	11.800	1:18.370	48	19.136	1:20.073
12	3.409	1:24.191	12	13.946	1:20.357	13	16.885	1:19.640	13	26.307	1:20.320
125	4.609	1:25.391	10	14.699	1:19.900	10	22.311	1:19.608	12	30.611	1:20.192
57	5.260	1:26.042	57	15.438	1:19.808	12	22.537	1:20.111	125	31.539	1:19.328
10	5.653	1:26.435	125	16.241	1:20.572	57	24.298	1:20.540	10	31.818	1:22.389
101	6.677	1:27.459	135	20.967	1:21.163	125	24.643	1:20.156	57	32.097	1:20.320
135	6.843	1:27.625	101	21.662	1:21.557	135	33.830	1:21.630	135	44.980	1:20.946
28	8.302	1:29.084	28	28.182	1:23.547	101	34.132	1:21.453	101	45.322	1:20.604
55	9.163	1:29.945	55	31.924	1:24.164	28	50.422	1:24.006	74	1 Lap	1:30.082
63	9.652	1:30.434	52	32.774	1:24.546	52	51.700	1:23.627	28	1:08.558	1:23.722
52	10.462	1:31.244	33	35.990	1:24.476	55	52.484	1:24.012	52	1:09.381	1:23.504
33	10.683	1:31.465	47	38.570	1:25.587	33	56.423	1:24.029	55	1:14.428	1:24.608
47	11.413	1:32.195	63	43.320	1:25.629	47	1:02.808	1:24.590	33	1:14.720	1:23.259
74	15.513	1:36.295	74	59.089	1:30.909	63	1:13.798	1:27.570			
97	20.953	1:41.735									
LAP 2 @ 12:17:36.881			LAP 5 @ 12:21:27.306			LAP 8 @ 12:25:19.602					
NO	BEHIND	LAP TIME	NO	BEHIND	LAP TIME	NO	BEHIND	LAP TIME			
126		1:16.728	126		1:17.007	126		1:17.447			
78	1.342	1:17.507	97	1 Lap	1:34.759	78	4.095	1:17.417			
86	2.361	1:17.548	78	3.820	1:18.185	86	9.475	1:18.445			
48	4.042	1:18.456	86	7.253	1:18.487	48	13.933	1:19.580			
13	5.425	1:19.290	48	9.594	1:18.648	13	20.210	1:20.772			
12	6.699	1:20.018	13	12.492	1:18.929	74	1 Lap	1:30.214			
125	8.226	1:20.345	12	16.902	1:19.963	10	24.231	1:19.367			
10	8.405	1:19.480	10	17.441	1:19.749	12	24.760	1:19.670			
57	9.179	1:20.647	57	18.388	1:19.957	57	26.379	1:19.528			
135	11.754	1:21.639	125	19.253	1:20.019	125	27.302	1:20.106			
101	11.980	1:22.031	135	25.518	1:21.558	135	37.748	1:21.365			
28	14.755	1:23.181	101	25.600	1:20.945	101	37.946	1:21.261			
55	16.559	1:24.124	28	37.569	1:26.394	28	56.320	1:23.345			
52	17.590	1:23.856	55	38.839	1:23.922	52	57.880	1:23.627			
33	19.192	1:25.237	52	39.744	1:23.977	55	58.781	1:23.744			
47	20.280	1:25.595	33	43.353	1:24.370	33	1:02.166	1:23.190			
63	23.704	1:30.780	47	47.476	1:25.913	47	1:10.372	1:25.011			
74	30.002	1:31.217	63	52.875	1:26.562						
97	41.603	1:37.378	74	1:13.208	1:31.126						
LAP 3 @ 12:18:53.668			LAP 6 @ 12:22:44.748			LAP 9 @ 12:26:37.043					
NO	BEHIND	LAP TIME	NO	BEHIND	LAP TIME	NO	BEHIND	LAP TIME			
126		1:16.787	126		1:17.442	126		1:17.441			
78	1.768	1:17.213	78	4.012	1:17.634	78	3.633	1:16.979			
86	3.797	1:18.223	86	8.198	1:18.387	86	10.897	1:18.863			
48	5.904	1:18.649	48	10.837	1:18.685	48	16.362	1:19.870			
13	7.957	1:19.319	13	14.652	1:19.602	63	1 Lap	1:42.988 P			
12	10.220	1:20.308	97	1 Lap	1:33.497	13	23.286	1:20.517			
10	11.430	1:19.812	12	19.833	1:20.373	10	26.728	1:19.938			
57	12.261	1:19.869	10	20.110	1:20.111	12	27.718	1:20.399			
125	12.300	1:20.861	57	21.165	1:20.219	57	29.076	1:20.138			
135	16.435	1:21.468	125	21.894	1:20.083	125	29.510	1:19.649			
101	16.736	1:21.543	135	29.607	1:21.531	74	1 Lap	1:30.119			
28	21.266	1:23.298	101	30.086	1:21.928	135	41.333	1:21.026			
55	24.391	1:24.619	28	43.823	1:23.696	101	42.017	1:21.512			
52	24.859	1:24.056	52	45.480	1:23.178	28	1:02.135	1:23.256			
33	28.145	1:25.740	55	45.879	1:24.482	52	1:03.176	1:22.737			
47	29.614	1:26.121				55	1:07.119	1:25.779			
63	34.322	1:27.405									

Weather / Track : Bright / Dry

Donington Park National
Circuit Length = 1.9790 miles
Start: 12:14 Flag 12:27 End: 12:29

BMCRC - MRO Championships 2019 - Rnd 4 @ Donington Park

EDlasia Formula 400

RACE 10 - SECTOR ANALYSIS



SECTOR 1 = FL to I1, SECTOR 2 = I1 to FL, DIFF = Difference To Personal Best Lap, P = Crossed Finish Line in Pit Lane, D = Time Disallowed

P1 126		Glynn DAVIES		Kawasaki -		
IDEAL LAP TIME : 1:16.480		BEST LAP TIME : 1:16.631		DIFFERENCE : 0.151		
LAP	SECTOR 1	SECTOR 2	LAP TIME	MPH	DIFF	TIME OF DAY
1 -		27.307	1:20.782	88.19	4.151	12:16:20.153
2 -	49.783	26.945	1:16.728 (2)	92.85	0.097	12:17:36.881
3 -	49.538	27.249	1:16.787 (3)	92.78	0.156	12:18:53.668
4 -	49.678	26.953	1:16.631 (1)	92.97		12:20:10.299
5 -	49.535	27.472	1:17.007	92.51	0.376	12:21:27.306
6 -	50.056	27.386	1:17.442	91.99	0.811	12:22:44.748
7 -	50.190	27.217	1:17.407	92.04	0.776	12:24:02.155
8 -	50.366	27.081	1:17.447	91.99	0.816	12:25:19.602
9 -	50.399	27.042	1:17.441	92.00	0.810	12:26:37.043
10 -	49.828	27.471	1:17.299	92.16	0.668	12:27:54.342

P2 78		Keith POVAH		Kawasaki - Park School Engine Club		
IDEAL LAP TIME : 1:16.882		BEST LAP TIME : 1:16.979		DIFFERENCE : 0.097		
LAP	SECTOR 1	SECTOR 2	LAP TIME	MPH	DIFF	TIME OF DAY
1 -		27.284	1:21.345	87.58	4.366	12:16:20.716
2 -	50.316	27.191	1:17.507	91.92	0.528	12:17:38.223
3 -	49.915	27.298	1:17.213 (2)	92.27	0.234	12:18:55.436
4 -	50.119	27.386	1:17.505	91.92	0.526	12:20:12.941
5 -	50.628	27.557	1:18.185	91.12	1.206	12:21:31.126
6 -	50.456	27.178	1:17.634	91.77	0.655	12:22:48.760
7 -	50.132	27.388	1:17.520	91.90	0.541	12:24:06.280
8 -	50.286	27.131	1:17.417 (3)	92.02	0.438	12:25:23.697
9 -	49.751	27.228	1:16.979 (1)	92.55		12:26:40.676
10 -	49.949	27.468	1:17.417 (3)	92.02	0.438	12:27:58.093

P3 86		Mathew SCOTT		Kawasaki - Dynotech Performance		
IDEAL LAP TIME : 1:17.548		BEST LAP TIME : 1:17.548		DIFFERENCE : 0.000		
LAP	SECTOR 1	SECTOR 2	LAP TIME	MPH	DIFF	TIME OF DAY
1 -		27.250	1:22.323	86.54	4.775	12:16:21.694
2 -	50.343	27.205	1:17.548 (1)	91.87		12:17:39.242
3 -	50.800	27.423	1:18.223	91.08	0.675	12:18:57.465
4 -	51.268	27.339	1:18.607	90.63	1.059	12:20:16.072
5 -	50.938	27.549	1:18.487	90.77	0.939	12:21:34.559
6 -	50.828	27.559	1:18.387	90.89	0.839	12:22:52.946
7 -	50.389	27.297	1:17.686 (2)	91.71	0.138	12:24:10.632
8 -	51.019	27.426	1:18.445	90.82	0.897	12:25:29.077
9 -	51.322	27.541	1:18.863	90.34	1.315	12:26:47.940
10 -	50.498	27.559	1:18.057 (3)	91.27	0.509	12:28:05.997

P4 48		Richie WELSH		Yamaha - EDEN'S EXPERIENCES/PETER FLEMING		
IDEAL LAP TIME : 1:18.338		BEST LAP TIME : 1:18.370		DIFFERENCE : 0.032		
LAP	SECTOR 1	SECTOR 2	LAP TIME	MPH	DIFF	TIME OF DAY
1 -		27.593	1:23.096	85.73	4.726	12:16:22.467
2 -	50.928	27.528	1:18.456 (2)	90.81	0.086	12:17:40.923
3 -	51.136	27.513	1:18.649	90.58	0.279	12:18:59.572
4 -	51.194	27.486	1:18.680	90.55	0.310	12:20:18.252
5 -	51.238	27.410	1:18.648 (3)	90.58	0.278	12:21:36.900
6 -	51.140	27.545	1:18.685	90.54	0.315	12:22:55.585
7 -	50.955	27.415	1:18.370 (1)	90.91		12:24:13.955
8 -	51.997	27.583	1:19.580	89.52	1.210	12:25:33.535
9 -	51.584	28.286	1:19.870	89.20	1.500	12:26:53.405
10 -	51.897	28.176	1:20.073	88.97	1.703	12:28:13.478

P5 13 S		Doug EDMONDSON		Yamaha - Martin Johnson Exhausts		
IDEAL LAP TIME : 1:18.856		BEST LAP TIME : 1:18.929		DIFFERENCE : 0.073		
LAP	SECTOR 1	SECTOR 2	LAP TIME	MPH	DIFF	TIME OF DAY

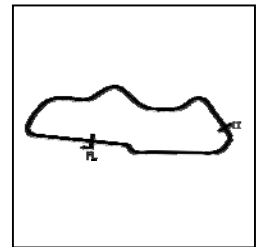
Weather / Track : Bright / Dry

Donington Park National
Circuit Length = 1.9790 miles
Start: 12:14 Flag 12:27 End: 12:29

BMCRC - MRO Championships 2019 - Rnd 4 @ Donington Park

EDlasia Formula 400

RACE 10 - SECTOR ANALYSIS



SECTOR 1 = FL to I1, SECTOR 2 = I1 to FL, DIFF = Difference To Personal Best Lap, P = Crossed Finish Line in Pit Lane, D = Time Disallowed

1 -		27.888	1:23.645	85.17	4.716	12:16:23.016
2 -	51.123	28.167	1:19.290 (3)	89.85	0.361	12:17:42.306
3 -	51.311	28.008	1:19.319	89.82	0.390	12:19:01.625
4 -	51.252	27.992	1:19.244 (2)	89.90	0.315	12:20:20.869
5 -	50.968	27.961	1:18.929 (1)	90.26		12:21:39.798
6 -	51.192	28.410	1:19.602	89.50	0.673	12:22:59.400
7 -	51.544	28.096	1:19.640	89.46	0.711	12:24:19.040
8 -	52.095	28.677	1:20.772	88.20	1.843	12:25:39.812
9 -	51.985	28.532	1:20.517	88.48	1.588	12:27:00.329
10 -	51.777	28.543	1:20.320	88.70	1.391	12:28:20.649

P6 12		Grant WALDER		Kawasaki - Fins Motorcycles			
IDEAL LAP TIME : 1:19.493		BEST LAP TIME : 1:19.670		DIFFERENCE : 0.177			
LAP	SECTOR 1	SECTOR 2	LAP TIME	MPH	DIFF	TIME OF DAY	
1 -		27.825	1:24.191	84.62	4.521	12:16:23.562	
2 -	51.891	28.127	1:20.018 (3)	89.03	0.348	12:17:43.580	
3 -	52.164	28.144	1:20.308	88.71	0.638	12:19:03.888	
4 -	52.236	28.121	1:20.357	88.66	0.687	12:20:24.245	
5 -	52.009	27.954	1:19.963 (2)	89.09	0.293	12:21:44.208	
6 -	52.283	28.090	1:20.373	88.64	0.703	12:23:04.581	
7 -	52.086	28.025	1:20.111	88.93	0.441	12:24:24.692	
8 -	51.962	27.708	1:19.670 (1)	89.42		12:25:44.362	
9 -	52.465	27.934	1:20.399	88.61	0.729	12:27:04.761	
10 -	51.785	28.407	1:20.192	88.84	0.522	12:28:24.953	

P7 125 S		Ben MILES		Yamaha - Allspeed			
IDEAL LAP TIME : 1:19.147		BEST LAP TIME : 1:19.328		DIFFERENCE : 0.181			
LAP	SECTOR 1	SECTOR 2	LAP TIME	MPH	DIFF	TIME OF DAY	
1 -		28.178	1:25.391	83.43	6.063	12:16:24.762	
2 -	51.993	28.352	1:20.345	88.67	1.017	12:17:45.107	
3 -	52.399	28.462	1:20.861	88.10	1.533	12:19:05.968	
4 -	52.282	28.290	1:20.572	88.42	1.244	12:20:26.540	
5 -	51.599	28.420	1:20.019 (3)	89.03	0.691	12:21:46.559	
6 -	51.889	28.194	1:20.083	88.96	0.755	12:23:06.642	
7 -	51.856	28.300	1:20.156	88.88	0.828	12:24:26.798	
8 -	51.404	28.702	1:20.106	88.94	0.778	12:25:46.904	
9 -	51.686	27.963	1:19.649 (2)	89.45	0.321	12:27:06.553	
10 -	51.184	28.144	1:19.328 (1)	89.81		12:28:25.881	

P8 10 R		Graham McCARTHY		Kawasaki -			
IDEAL LAP TIME : 1:19.295		BEST LAP TIME : 1:19.367		DIFFERENCE : 0.072			
LAP	SECTOR 1	SECTOR 2	LAP TIME	MPH	DIFF	TIME OF DAY	
1 -		28.275	1:26.435	82.42	7.068	12:16:25.806	
2 -	51.426	28.054	1:19.480 (2)	89.64	0.113	12:17:45.286	
3 -	51.637	28.175	1:19.812	89.26	0.445	12:19:05.098	
4 -	51.897	28.003	1:19.900	89.16	0.533	12:20:24.998	
5 -	51.557	28.192	1:19.749	89.33	0.382	12:21:44.747	
6 -	51.884	28.227	1:20.111	88.93	0.744	12:23:04.858	
7 -	51.568	28.040	1:19.608 (3)	89.49	0.241	12:24:24.466	
8 -	51.498	27.869	1:19.367 (1)	89.76		12:25:43.833	
9 -	51.887	28.051	1:19.938	89.12	0.571	12:27:03.771	
10 -	51.750	30.639	1:22.389	86.47	3.022	12:28:26.160	

P9 57		Paul FISHER		Kawasaki -			
IDEAL LAP TIME : 1:19.465		BEST LAP TIME : 1:19.528		DIFFERENCE : 0.063			
LAP	SECTOR 1	SECTOR 2	LAP TIME	MPH	DIFF	TIME OF DAY	
1 -		28.350	1:26.042	82.80	6.514	12:16:25.413	
2 -	52.382	28.265	1:20.647	88.34	1.119	12:17:46.060	
3 -	51.882	27.987	1:19.869 (3)	89.20	0.341	12:19:05.929	
4 -	51.709	28.099	1:19.808 (2)	89.27	0.280	12:20:25.737	

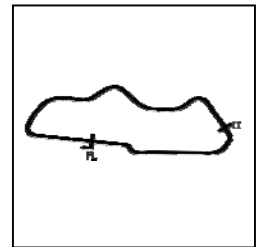
Weather / Track : Bright / Dry

Donington Park National
Circuit Length = 1.9790 miles
Start: 12:14 Flag 12:27 End: 12:29

BMCRC - MRO Championships 2019 - Rnd 4 @ Donington Park

EDlasia Formula 400

RACE 10 - SECTOR ANALYSIS



SECTOR 1 = FL to I1, SECTOR 2 = I1 to FL, DIFF = Difference To Personal Best Lap, P = Crossed Finish Line in Pit Lane, D = Time Disallowed

5 -	51.989	27.968	1:19.957	89.10	0.429	12:21:45.694
6 -	52.243	27.976	1:20.219	88.81	0.691	12:23:05.913
7 -	52.293	28.247	1:20.540	88.46	1.012	12:24:26.453
8 -	51.497	28.031	1:19.528 (1)	89.58		12:25:45.981
9 -	51.965	28.173	1:20.138	88.90	0.610	12:27:06.119
10 -	51.943	28.377	1:20.320	88.70	0.792	12:28:26.439

P10 135		Daniel INGHAM		Honda - Derek Jones Butchers		
IDEAL LAP TIME : 1:20.803		BEST LAP TIME : 1:20.946		DIFFERENCE : 0.143		
LAP	SECTOR 1	SECTOR 2	LAP TIME	MPH	DIFF	TIME OF DAY
1 -		29.335	1:27.625	81.30	6.679	12:16:26.996
2 -	52.843	28.796	1:21.639	87.27	0.693	12:17:48.635
3 -	52.751	28.717	1:21.468	87.45	0.522	12:19:10.103
4 -	52.252	28.911	1:21.163 (3)	87.78	0.217	12:20:31.266
5 -	52.586	28.972	1:21.558	87.35	0.612	12:21:52.824
6 -	52.794	28.737	1:21.531	87.38	0.585	12:23:14.355
7 -	53.005	28.625	1:21.630	87.27	0.684	12:24:35.985
8 -	52.633	28.732	1:21.365	87.56	0.419	12:25:57.350
9 -	52.304	28.722	1:21.026 (2)	87.93	0.080	12:27:18.376
10 -	52.395	28.551	1:20.946 (1)	88.01		12:28:39.322

P11 101		Andrew DAVIES		Yamaha - GIBSON EXHAUSTS		
IDEAL LAP TIME : 1:20.569		BEST LAP TIME : 1:20.604		DIFFERENCE : 0.035		
LAP	SECTOR 1	SECTOR 2	LAP TIME	MPH	DIFF	TIME OF DAY
1 -		28.712	1:27.459	81.46	6.855	12:16:26.830
2 -	53.168	28.863	1:22.031	86.85	1.427	12:17:48.861
3 -	52.832	28.711	1:21.543	87.37	0.939	12:19:10.404
4 -	52.884	28.673	1:21.557	87.35	0.953	12:20:31.961
5 -	52.348	28.597	1:20.945 (2)	88.01	0.341	12:21:52.906
6 -	52.974	28.954	1:21.928	86.96	1.324	12:23:14.834
7 -	53.101	28.352	1:21.453	87.46	0.849	12:24:36.287
8 -	52.679	28.582	1:21.261 (3)	87.67	0.657	12:25:57.548
9 -	53.068	28.444	1:21.512	87.40	0.908	12:27:19.060
10 -	52.217	28.387	1:20.604 (1)	88.39		12:28:39.664

P12 28		Kurt HODGSON		Honda - some local fools		
IDEAL LAP TIME : 1:22.711		BEST LAP TIME : 1:23.181		DIFFERENCE : 0.470		
LAP	SECTOR 1	SECTOR 2	LAP TIME	MPH	DIFF	TIME OF DAY
1 -		29.238	1:29.084	79.97	5.903	12:16:28.455
2 -	54.313	28.868	1:23.181 (1)	85.65		12:17:51.636
3 -	53.843	29.455	1:23.298 (3)	85.53	0.117	12:19:14.934
4 -	54.370	29.177	1:23.547	85.27	0.366	12:20:38.481
5 -	53.979	32.415	1:26.394	82.46	3.213	12:22:04.875
6 -	54.341	29.355	1:23.696	85.12	0.515	12:23:28.571
7 -	54.615	29.391	1:24.006	84.81	0.825	12:24:52.577
8 -	53.897	29.448	1:23.345	85.48	0.164	12:26:15.922
9 -	53.943	29.313	1:23.256 (2)	85.57	0.075	12:27:39.178
10 -	54.360	29.362	1:23.722	85.09	0.541	12:29:02.900

P13 52		Gary JARMAN		Kawasaki - G & S Motorcycle tyres		
IDEAL LAP TIME : 1:22.597		BEST LAP TIME : 1:22.737		DIFFERENCE : 0.140		
LAP	SECTOR 1	SECTOR 2	LAP TIME	MPH	DIFF	TIME OF DAY
1 -		29.225	1:31.244	78.08	8.507	12:16:30.615
2 -	54.204	29.652	1:23.856	84.96	1.119	12:17:54.471
3 -	54.711	29.345	1:24.056	84.76	1.319	12:19:18.527
4 -	54.824	29.722	1:24.546	84.26	1.809	12:20:43.073
5 -	54.406	29.571	1:23.977	84.84	1.240	12:22:07.050
6 -	54.203	28.975	1:23.178 (2)	85.65	0.441	12:23:30.228
7 -	54.207	29.420	1:23.627	85.19	0.890	12:24:53.855
8 -	53.954	29.673	1:23.627	85.19	0.890	12:26:17.482

Weather / Track : Bright / Dry

Donington Park National
Circuit Length = 1.9790 miles
Start: 12:14 Flag 12:27 End: 12:29

BMCRC - MRO Championships 2019 - Rnd 4 @ Donington Park

EDlasia Formula 400

RACE 10 - SECTOR ANALYSIS



SECTOR 1 = FL to I1, SECTOR 2 = I1 to FL, DIFF = Difference To Personal Best Lap, P = Crossed Finish Line in Pit Lane, D = Time Disallowed

9 - 53.856 **28.881** **1:22.737 (1)** **86.11** **12:27:40.219**
 10 - **53.716** 29.788 1:23.504 (3) 85.32 0.767 12:29:03.723

P14	55 S	Nick COOPER	Honda - Skint Racing - Wemoto.com			
IDEAL LAP TIME : 1:23.582		BEST LAP TIME : 1:23.744		DIFFERENCE : 0.162		

LAP	SECTOR 1	SECTOR 2	LAP TIME	MPH	DIFF	TIME OF DAY
1 -		29.756	1:29.945	79.21	6.201	12:16:29.316
2 -	54.567	29.557	1:24.124	84.69	0.380	12:17:53.440
3 -	55.040	29.579	1:24.619	84.19	0.875	12:19:18.059
4 -	54.618	29.546	1:24.164	84.65	0.420	12:20:42.223
5 -	54.228	29.694	1:23.922 (2)	84.89	0.178	12:22:06.145
6 -	54.597	29.885	1:24.482	84.33	0.738	12:23:30.627
7 -	54.586	29.426	1:24.012 (3)	84.80	0.268	12:24:54.639
8 -	54.390	29.354	1:23.744 (1)	85.07		12:26:18.383
9 -	56.289	29.490	1:25.779	83.05	2.035	12:27:44.162
10 -	54.880	29.728	1:24.608	84.20	0.864	12:29:08.770

P15	33 S	Jordan HARRIS	Suzuki - Steve Jordan Motorcycles			
IDEAL LAP TIME : 1:23.190		BEST LAP TIME : 1:23.190		DIFFERENCE : 0.000		

LAP	SECTOR 1	SECTOR 2	LAP TIME	MPH	DIFF	TIME OF DAY
1 -		29.910	1:31.465	77.89	8.275	12:16:30.836
2 -	55.520	29.717	1:25.237	83.58	2.047	12:17:56.073
3 -	55.969	29.771	1:25.740	83.09	2.550	12:19:21.813
4 -	55.074	29.402	1:24.476	84.33	1.286	12:20:46.289
5 -	54.962	29.408	1:24.370	84.44	1.180	12:22:10.659
6 -	54.452	29.438	1:23.890 (3)	84.92	0.700	12:23:34.549
7 -	54.704	29.325	1:24.029	84.78	0.839	12:24:58.578
8 -	54.003	29.187	1:23.190 (1)	85.64		12:26:21.768
9 -	54.245	29.790	1:24.035	84.78	0.845	12:27:45.803
10 -	54.060	29.199	1:23.259 (2)	85.57	0.069	12:29:09.062

P16	47	Allan CLARK	Kawasaki - A Clark & Sons Builders			
IDEAL LAP TIME : 1:24.590		BEST LAP TIME : 1:24.590		DIFFERENCE : 0.000		

LAP	SECTOR 1	SECTOR 2	LAP TIME	MPH	DIFF	TIME OF DAY
1 -		29.590	1:32.195	77.27	7.605	12:16:31.566
2 -	55.934	29.661	1:25.595	83.23	1.005	12:17:57.161
3 -	56.511	29.610	1:26.121	82.72	1.531	12:19:23.282
4 -	55.791	29.796	1:25.587	83.24	0.997	12:20:48.869
5 -	56.199	29.714	1:25.913	82.92	1.323	12:22:14.782
6 -	55.814	29.777	1:25.591	83.24	1.001	12:23:40.373
7 -	55.040	29.550	1:24.590 (1)	84.22		12:25:04.963
8 -	55.281	29.730	1:25.011 (2)	83.80	0.421	12:26:29.974
9 -	55.813	29.674	1:25.487 (3)	83.34	0.897	12:27:55.461

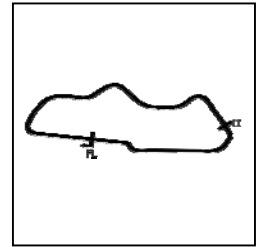
P17	74 R	David BOWLER	Honda -			
IDEAL LAP TIME : 1:29.511		BEST LAP TIME : 1:30.082		DIFFERENCE : 0.571		

LAP	SECTOR 1	SECTOR 2	LAP TIME	MPH	DIFF	TIME OF DAY
1 -		31.566	1:36.295	73.98	6.213	12:16:35.666
2 -	59.415	31.802	1:31.217	78.10	1.135	12:18:06.883
3 -	59.448	32.148	1:31.596	77.78	1.514	12:19:38.479
4 -	59.019	31.890	1:30.909	78.37	0.827	12:21:09.388
5 -	59.350	31.776	1:31.126	78.18	1.044	12:22:40.514
6 -	58.444	31.712	1:30.156 (3)	79.02	0.074	12:24:10.670
7 -	58.718	31.496	1:30.214	78.97	0.132	12:25:40.884
8 -	58.885	31.234	1:30.119 (2)	79.05	0.037	12:27:11.003
9 -	58.277	31.805	1:30.082 (1)	79.09		12:28:41.085

BMCRC - MRO Championships 2019 - Rnd 4 @ Donington Park

EDlasia Formula 400

RACE 10 - SECTOR ANALYSIS



SECTOR 1 = FL to I1, SECTOR 2 = I1 to FL, DIFF = Difference To Personal Best Lap, P = Crossed Finish Line in Pit Lane, D = Time Disallowed

P18 63 Daniel HARDY		Kawasaki -				
IDEAL LAP TIME : 1:25.372		BEST LAP TIME : 1:25.629		DIFFERENCE : 0.257		
LAP	SECTOR 1	SECTOR 2	LAP TIME	MPH	DIFF	TIME OF DAY
1 -		29.432	1:30.434	78.78	4.805	12:16:29.805
2 -	59.775	31.005	1:30.780	78.48	5.151	12:18:00.585
3 -	57.711	29.694	1:27.405 (3)	81.51	1.776	12:19:27.990
4 -	55.940	29.689	1:25.629 (1)	83.20		12:20:53.619
5 -	56.548	30.014	1:26.562 (2)	82.30	0.933	12:22:20.181
6 -	57.866	30.336	1:28.202	80.77	2.573	12:23:48.383
7 -	57.135	30.435	1:27.570	81.35	1.941	12:25:15.953
8 -	1:06.384	IN PIT	1:42.988 P	69.17	17.359	12:26:58.941

P19 97 S/R Nicholas TAIG		Honda - Mantis Motorsports				
IDEAL LAP TIME : 1:33.497		BEST LAP TIME : 1:33.497		DIFFERENCE : 0.000		
LAP	SECTOR 1	SECTOR 2	LAP TIME	MPH	DIFF	TIME OF DAY
1 -	1:06.266	33.686	1:41.735	70.03	8.238	12:16:41.106
2 -	1:03.194	34.184	1:37.378	73.16	3.881	12:18:18.484
3 -	1:02.480	33.699	1:36.179 (3)	74.07	2.682	12:19:54.663
4 -	1:01.761	32.998	1:34.759 (2)	75.18	1.262	12:21:29.422
5 -	1:01.025	32.472	1:33.497 (1)	76.20		12:23:02.919

Weather / Track : Bright / Dry

Donington Park National
 Circuit Length = 1.9790 miles
 Start: 12:14 Flag 12:27 End: 12:29

BMCRC - MRO Championships 2019 - Rnd 4 @ Donington Park

EDlasia Formula 400

RACE 10 - BEST SECTORS

SECTOR 1			SECTOR 2			IDEAL / BEST COMPARISON						
POS	NO	NAME	TIME	NO	NAME	TIME	POS	NO	NAME	IDEAL	BEST	DIFF
									PERFECT LAP	1:16.480		
1	126	DAVIES	49.535	126	DAVIES	26.945	1	126	DAVIES	1:16.480	1:16.631	0.151
2	78	POVAH	49.751	78	POVAH	27.131	2	78	POVAH	1:16.882	1:16.979	0.097
3	86	SCOTT	50.343	86	SCOTT	27.205	3	86	SCOTT	1:17.548	1:17.548	0.000
4	48	WELSH	50.928	48	WELSH	27.410	4	48	WELSH	1:18.338	1:18.370	0.032
5	13	EDMONDSON	50.968	12	WALDER	27.708	5	13	EDMONDSON	1:18.856	1:18.929	0.073
6	125	MILES	51.184	10	McCARTHY	27.869	6	125	MILES	1:19.147	1:19.328	0.181
7	10	McCARTHY	51.426	13	EDMONDSON	27.888	7	10	McCARTHY	1:19.295	1:19.367	0.072
8	57	FISHER	51.497	125	MILES	27.963	8	57	FISHER	1:19.465	1:19.528	0.063
9	12	WALDER	51.785	57	FISHER	27.968	9	12	WALDER	1:19.493	1:19.670	0.177
10	101	DAVIES	52.217	101	DAVIES	28.352	10	101	DAVIES	1:20.569	1:20.604	0.035
11	135	INGHAM	52.252	135	INGHAM	28.551	11	135	INGHAM	1:20.803	1:20.946	0.143
12	52	JARMAN	53.716	28	HODGSON	28.868	12	52	JARMAN	1:22.597	1:22.737	0.140
13	28	HODGSON	53.843	52	JARMAN	28.881	13	28	HODGSON	1:22.711	1:23.181	0.470
14	33	HARRIS	54.003	33	HARRIS	29.187	14	33	HARRIS	1:23.190	1:23.190	0.000
15	55	COOPER	54.228	55	COOPER	29.354	15	55	COOPER	1:23.582	1:23.744	0.162
16	47	CLARK	55.040	63	HARDY	29.432	16	47	CLARK	1:24.590	1:24.590	0.000
17	63	HARDY	55.940	47	CLARK	29.550	17	63	HARDY	1:25.372	1:25.629	0.257
18	74	BOWLER	58.277	74	BOWLER	31.234	18	74	BOWLER	1:29.511	1:30.082	0.571
19	97	TAIG	1:01.025	97	TAIG	32.472	19	97	TAIG	1:33.497	1:33.497	0.000
20												

Weather / Track : Bright / Dry

Results can be found at www.tsl-timing.com

Donington Park National
Circuit Length = 1.9790 miles
Start: 12:14 Flag 12:27 End: 12:29

Printed - 12:33 Sunday, 19 May 2019

EDlasia Formula 400

RACE 21 - GRID (10 Laps)

ROW 9	1	26	90 Steve RAPA	25	66 Damian COTTRELL	
ROW 8	24	174 Paul WHITBY	23	6 Matt BARBER	22	24 Harley GODZISZ
ROW 7	21	35 Sam DIGBY-BAKER	20	127 Adam GREEN	19	97 Nicholas TAIG 1:33.497
ROW 6	18	74 David BOWLER 1:30.082	17	63 Daniel HARDY 1:25.629	16	47 Allan CLARK 1:24.590
ROW 5	15	55 Nick COOPER 1:23.744	14	33 Jordan HARRIS 1:23.190	13	28 Kurt HODGSON 1:23.181
ROW 4	12	52 Gary JARMAN 1:22.737	11	135 Daniel INGHAM 1:20.946	10	101 Andrew DAVIES 1:20.604
ROW 3	9	12 Grant WALDER 1:19.670	8	57 Paul FISHER 1:19.528	7	10 Graham McCARTHY 1:19.367
ROW 2	6	125 Ben MILES 1:19.328	5	13 Doug EDMONDSON 1:18.929	4	48 Richie WELSH 1:18.370
ROW 1	3	86 Mathew SCOTT 1:17.548	2	78 Keith POVAH 1:16.979	1	126 Glynn DAVIES 1:16.631 Pole

Donington Park National
Circuit Length = 1.9790 miles

These results are provisional until the conclusion of any judicial and technical matters.

Clerk Of Course :	Timekeeper :
-------------------	--------------

Results can be found at www.tsl-timing.com

Printed - 12:35 Sunday, 19 May 2019



BMCRC - MRO Championships 2019 - Rnd 4 @ Donington Park



EDlasia Formula 400

RACE 21 - CLASSIFICATION

POS	NO	CL	PIC NAME	ENTRY	LAPS	TIME	GAP	DIFF	MPH	BEST	ON
1	78		1 Keith POVAH	Kawasaki - Park School Engine Club	10	12:54.070			91.86	1:16.286	8
2	126		2 Glynn DAVIES	Kawasaki -	10	12:54.109	0.039	0.039	91.86	1:16.577	8
3	86		3 Mathew SCOTT	Kawasaki - Dynotech Performance	10	13:08.288	14.218	14.179	90.20	1:17.782	4
4	10	R	1 Graham McCARTHY	Kawasaki -	10	13:19.420	25.350	11.132	88.95	1:18.952	8
5	13	S	1 Doug EDMONDSON	Yamaha - Martin Johnson Exhausts	10	13:19.561	25.491	0.141	88.93	1:19.185	2
6	125	S	2 Ben MILES	Yamaha - Allspeed	10	13:26.841	32.771	7.280	88.13	1:19.067	2
7	127		4 Adam GREEN	Kawasaki - Royal Air Force Motorsport Association	10	13:34.850	40.780	8.009	87.26	1:19.639	10
8	12		5 Grant WALDER	Kawasaki - Fins Motorcycles	10	13:35.415	41.345	0.565	87.20	1:20.026	8
9	57		6 Paul FISHER	Kawasaki -	10	13:36.733	42.663	1.318	87.06	1:19.879	10
10	135		7 Daniel INGHAM	Honda - Derek Jones Butchers	10	13:39.197	45.127	2.464	86.80	1:20.717	7
11	52		8 Gary JARMAN	Kawasaki - G & S Motorcycle tyres	10	14:02.586	1:08.516	23.389	84.39	1:22.667	9
12	55	S	3 Nick COOPER	Honda - Skint Racing - Wemoto.com	10	14:03.034	1:08.964	0.448	84.34	1:22.659	9
13	35	S	4 Sam DIGBY-BAKER	Kawasaki -	10	14:04.700	1:10.630	1.666	84.18	1:22.435	5
14	28		9 Kurt HODGSON	Honda - some local fools	10	14:16.269	1:22.199	11.569	83.04	1:22.644	2
15	47		10 Allan CLARK	Kawasaki - A Clark & Sons Builders	10	14:16.399	1:22.329	0.130	83.03	1:24.282	9
16	33	S	5 Jordan HARRIS	Suzuki - Steve Jordan Motorcycles	9	13:08.555	1 Lap	1 Lap	81.14	1:25.723	2
17	97	S/R	1 Nicholas TAIG	Honda - Mantis Motorsports	9	14:15.332	1 Lap	1:06.777	74.80	1:33.562	9
18	74	R	2 David BOWLER	Honda -	9	14:21.070	1 Lap	5.738	74.30	1:29.451	7

NOT CLASSIFIED

DNF	101		Andrew DAVIES	Yamaha - GIBSON EXHAUSTS	7	9:47.022	3 Laps	2 Laps	84.72	1:21.426	5
-----	-----	--	---------------	--------------------------	---	----------	--------	--------	-------	----------	---

FASTEST LAP

78			Keith POVAH	Kawasaki - Park School Engine Club	8	1:16.286			93.39 mph	150.30 kph
10	R		Graham McCARTHY	Kawasaki -	8	1:18.952			90.24 mph	145.22 kph
125	S		Ben MILES	Yamaha - Allspeed	2	1:19.067			90.10 mph	145.01 kph
97	S/R		Nicholas TAIG	Honda - Mantis Motorsports	9	1:33.562			76.14 mph	122.54 kph

Class - 92.5% of Race Speed = 84.97 mph
 Class R - 92.5% of Race Speed = 82.27 mph
 Class S - 92.5% of Race Speed = 82.26 mph
 Class S/R - 92.5% of Race Speed = 69.19 mph

Weather / Track : Bright / Dry

These results are provisional until the conclusion of any judicial and technical matters.

Donington Park National
 Circuit Length = 1.9790 miles
 Start: 16:10 Flag 16:23 End: 16:24

Clerk Of Course :	Timekeeper :
-------------------	--------------

Results can be found at www.tsl-timing.com

Printed - 16:26 Sunday, 19 May 2019



BMCRC - MRO Championships 2019 - Rnd 4 @ Donington Park

EDlasia Formula 400

RACE 21 - LAP CHART

LAP 1 @ 16:11:48.952

NO	BEHIND	LAP TIME
126		1:21.284
78	0.255	1:21.539
86	1.499	1:22.783
13	2.189	1:23.473
125	2.657	1:23.941
10	3.070	1:24.354
12	4.781	1:26.065
101	5.485	1:26.769
57	5.719	1:27.003
127	6.160	1:27.444
135	6.829	1:28.113
28	7.748	1:29.032
52	8.687	1:29.971
55	9.516	1:30.800
47	10.913	1:32.197
35	11.494	1:32.778
33	11.782	1:33.066
74	15.573	1:36.857
97	19.939	1:41.223

LAP 2 @ 16:13:06.025

NO	BEHIND	LAP TIME
126		1:17.073
78	0.372	1:17.190
86	2.934	1:18.508
13	4.301	1:19.185
125	4.651	1:19.067
10	5.343	1:19.346
12	8.345	1:20.637
127	10.639	1:21.552
57	11.211	1:22.565
101	11.413	1:23.001
135	11.538	1:21.782
28	13.319	1:22.644
52	15.411	1:23.797
55	15.948	1:23.505
47	18.409	1:24.569
35	18.864	1:24.443
33	20.432	1:25.723
74	28.948	1:30.448
97	38.034	1:35.168

LAP 3 @ 16:14:23.255

NO	BEHIND	LAP TIME
126		1:17.230
78	0.147	1:17.005
86	3.952	1:18.248
13	6.840	1:19.769
125	7.245	1:19.824
10	7.635	1:19.522
12	12.768	1:21.653
127	15.257	1:21.848
57	15.898	1:21.917
135	16.169	1:21.861
101	16.560	1:22.377
28	19.243	1:23.154
52	22.285	1:24.104
55	22.466	1:23.748
47	26.168	1:24.989
35	26.371	1:24.737
33	29.392	1:26.190

Weather / Track : Bright / Dry

Results can be found at www.tsl-timing.com

74	42.087	1:30.369
97	56.025	1:35.221

LAP 4 @ 16:15:40.168

NO	BEHIND	LAP TIME
126		1:16.913
78	0.425	1:17.191
86	4.821	1:17.782
13	9.434	1:19.507
125	9.989	1:19.657
10	10.175	1:19.453
12	17.648	1:21.793
127	19.156	1:20.812
57	19.870	1:20.885
135	20.268	1:21.012
101	21.485	1:21.838
28	25.591	1:23.261
52	30.233	1:24.861
55	30.692	1:25.139
35	32.992	1:23.534
47	34.012	1:24.757
33	40.153	1:27.674
74	56.061	1:30.887
97	1:13.032	1:33.920

LAP 5 @ 16:16:57.312

NO	BEHIND	LAP TIME
126		1:17.144
78	0.632	1:17.351
86	5.902	1:18.225
13	11.531	1:19.241
10	12.068	1:19.037
125	13.266	1:20.421
12	22.665	1:22.161
127	23.131	1:21.119
57	23.744	1:21.018
135	24.247	1:21.123
101	25.767	1:21.426
28	32.194	1:23.747
52	36.941	1:23.852
55	37.686	1:24.138
35	38.283	1:22.435
47	41.655	1:24.787
33	50.255	1:27.246
74	1:09.375	1:30.458

LAP 6 @ 16:18:14.497

NO	BEHIND	LAP TIME
126		1:17.185
78	0.759	1:17.312
86	7.300	1:18.583
97	1 Lap	1:34.652
10	14.014	1:19.131
13	14.078	1:19.732
125	16.545	1:20.464
12	27.119	1:21.639
127	27.453	1:21.507
57	28.149	1:21.590
135	28.535	1:21.473
101	30.214	1:21.632
28	38.738	1:23.729
52	43.537	1:23.781
55	44.244	1:23.743

35	44.515	1:23.417
47	50.202	1:25.732
33	1:00.182	1:27.112

LAP 7 @ 16:19:31.332

NO	BEHIND	LAP TIME
126		1:16.835
78	0.351	1:16.427
74	1 Lap	1:30.722
86	8.931	1:18.466
13	16.817	1:19.574
10	16.984	1:19.805
125	20.462	1:20.752
97	1 Lap	1:34.185
12	30.825	1:20.541
127	31.115	1:20.497
57	32.004	1:20.690
135	32.417	1:20.717
101	43.358	1:29.979 P
28	46.305	1:24.402
52	49.891	1:23.189
55	50.743	1:23.334
35	50.831	1:23.151
47	58.378	1:25.011
33	1:09.706	1:26.359

LAP 8 @ 16:20:47.909

NO	BEHIND	LAP TIME
126		1:16.577
78	0.060	1:16.286
86	10.812	1:18.458
74	1 Lap	1:29.451
10	19.359	1:18.952
13	19.816	1:19.576
125	24.943	1:21.058
12	34.274	1:20.026
127	34.641	1:20.103
57	36.065	1:20.638
135	36.767	1:20.927
97	1 Lap	1:33.738
28	53.405	1:23.677
52	56.639	1:23.325
55	56.983	1:22.817
35	57.319	1:23.065
47	1:06.238	1:24.437

LAP 9 @ 16:22:04.508

NO	BEHIND	LAP TIME
126		1:16.599
78	0.296	1:16.835
33	1 Lap	1:28.844
86	12.950	1:18.737
10	22.406	1:19.646
13	22.650	1:19.433
125	29.324	1:20.980
74	1 Lap	1:30.207
12	38.251	1:20.576
127	38.371	1:20.329
57	40.014	1:20.548
135	40.958	1:20.790
28	1:00.659	1:23.853
52	1:02.707	1:22.667
55	1:03.043	1:22.659

35	1:03.346	1:22.626
97	1 Lap	1:33.663
47	1:13.921	1:24.282

LAP 10 @ 16:23:21.738

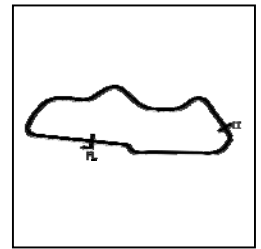
NO	BEHIND	LAP TIME
78		1:16.934
126	0.039	1:17.269
86	14.218	1:18.498
33	1 Lap	1:26.341
10	25.350	1:20.174
13	25.491	1:20.071
125	32.771	1:20.677
127	40.780	1:19.639
12	41.345	1:20.324
57	42.663	1:19.879
135	45.127	1:21.399
52	1:08.516	1:23.039
55	1:08.964	1:23.151
35	1:10.630	1:24.514
97	1 Lap	1:33.562
28	1:22.199	1:38.770
47	1:22.329	1:25.638
74	1 Lap	2:11.671

Donington Park National
Circuit Length = 1.9790 miles
Start: 16:10 Flag 16:23 End: 16:24

BMCRC - MRO Championships 2019 - Rnd 4 @ Donington Park

EDlasia Formula 400

RACE 21 - SECTOR ANALYSIS



SECTOR 1 = FL to I1, SECTOR 2 = I1 to FL, DIFF = Difference To Personal Best Lap, P = Crossed Finish Line in Pit Lane, D = Time Disallowed

P1 78		Keith POVAH		Kawasaki - Park School Engine Club		
IDEAL LAP TIME : 1:16.188		BEST LAP TIME : 1:16.286		DIFFERENCE : 0.098		
LAP	SECTOR 1	SECTOR 2	LAP TIME	MPH	DIFF	TIME OF DAY
1 -		27.199	1:21.539	87.37	5.253	16:11:49.207
2 -	49.957	27.233	1:17.190	92.30	0.904	16:13:06.397
3 -	49.649	27.356	1:17.005	92.52	0.719	16:14:23.402
4 -	50.012	27.179	1:17.191	92.29	0.905	16:15:40.593
5 -	49.645	27.706	1:17.351	92.10	1.065	16:16:57.944
6 -	50.262	27.050	1:17.312	92.15	1.026	16:18:15.256
7 -	49.353	27.074	1:16.427 (2)	93.22	0.141	16:19:31.683
8 -	49.342	26.944	1:16.286 (1)	93.39		16:20:47.969
9 -	49.699	27.136	1:16.835 (3)	92.72	0.549	16:22:04.804
10 -	49.244	27.690	1:16.934	92.60	0.648	16:23:21.738

P2 126		Glynn DAVIES		Kawasaki -		
IDEAL LAP TIME : 1:16.338		BEST LAP TIME : 1:16.577		DIFFERENCE : 0.239		
LAP	SECTOR 1	SECTOR 2	LAP TIME	MPH	DIFF	TIME OF DAY
1 -		27.228	1:21.284	87.65	4.707	16:11:48.952
2 -	49.797	27.276	1:17.073	92.44	0.496	16:13:06.025
3 -	49.762	27.468	1:17.230	92.25	0.653	16:14:23.255
4 -	49.826	27.087	1:16.913	92.63	0.336	16:15:40.168
5 -	49.932	27.212	1:17.144	92.35	0.567	16:16:57.312
6 -	50.155	27.030	1:17.185	92.30	0.608	16:18:14.497
7 -	49.846	26.989	1:16.835 (3)	92.72	0.258	16:19:31.332
8 -	49.349	27.228	1:16.577 (1)	93.03		16:20:47.909
9 -	49.564	27.035	1:16.599 (2)	93.01	0.022	16:22:04.508
10 -	49.404	27.865	1:17.269	92.20	0.692	16:23:21.777

P3 86		Mathew SCOTT		Kawasaki - Dynotech Performance		
IDEAL LAP TIME : 1:17.782		BEST LAP TIME : 1:17.782		DIFFERENCE : 0.000		
LAP	SECTOR 1	SECTOR 2	LAP TIME	MPH	DIFF	TIME OF DAY
1 -		27.539	1:22.783	86.06	5.001	16:11:50.451
2 -	50.921	27.587	1:18.508	90.75	0.726	16:13:08.959
3 -	50.723	27.525	1:18.248 (3)	91.05	0.466	16:14:27.207
4 -	50.517	27.265	1:17.782 (1)	91.59		16:15:44.989
5 -	50.768	27.457	1:18.225 (2)	91.07	0.443	16:17:03.214
6 -	50.975	27.608	1:18.583	90.66	0.801	16:18:21.797
7 -	50.922	27.544	1:18.466	90.79	0.684	16:19:40.263
8 -	51.046	27.412	1:18.458	90.80	0.676	16:20:58.721
9 -	51.149	27.588	1:18.737	90.48	0.955	16:22:17.458
10 -	50.610	27.888	1:18.498	90.76	0.716	16:23:35.956

P4 10 R		Graham McCARTHY		Kawasaki -		
IDEAL LAP TIME : 1:18.876		BEST LAP TIME : 1:18.952		DIFFERENCE : 0.076		
LAP	SECTOR 1	SECTOR 2	LAP TIME	MPH	DIFF	TIME OF DAY
1 -		27.940	1:24.354	84.46	5.402	16:11:52.022
2 -	51.072	28.274	1:19.346	89.79	0.394	16:13:11.368
3 -	51.191	28.331	1:19.522	89.59	0.570	16:14:30.890
4 -	51.359	28.094	1:19.453	89.67	0.501	16:15:50.343
5 -	51.233	27.804	1:19.037 (2)	90.14	0.085	16:17:09.380
6 -	51.315	27.816	1:19.131 (3)	90.03	0.179	16:18:28.511
7 -	51.777	28.028	1:19.805	89.27	0.853	16:19:48.316
8 -	51.079	27.873	1:18.952 (1)	90.24		16:21:07.268
9 -	51.444	28.202	1:19.646	89.45	0.694	16:22:26.914
10 -	51.812	28.362	1:20.174	88.86	1.222	16:23:47.088

P5 13 S		Doug EDMONDSON		Yamaha - Martin Johnson Exhausts		
IDEAL LAP TIME : 1:18.797		BEST LAP TIME : 1:19.185		DIFFERENCE : 0.388		
LAP	SECTOR 1	SECTOR 2	LAP TIME	MPH	DIFF	TIME OF DAY

Weather / Track : Bright / Dry

Donington Park National
 Circuit Length = 1.9790 miles
 Start: 16:10 Flag 16:23 End: 16:24

BMCRC - MRO Championships 2019 - Rnd 4 @ Donington Park

EDlasia Formula 400

RACE 21 - SECTOR ANALYSIS



SECTOR 1 = FL to I1, SECTOR 2 = I1 to FL, DIFF = Difference To Personal Best Lap, P = Crossed Finish Line in Pit Lane, D = Time Disallowed

1 -		27.935	1:23.473	85.35	4.288	16:11:51.141
2 -	50.891	28.294	1:19.185 (1)	89.97		16:13:10.326
3 -	51.392	28.377	1:19.769	89.31	0.584	16:14:30.095
4 -	51.491	28.016	1:19.507	89.61	0.322	16:15:49.602
5 -	51.159	28.082	1:19.241 (2)	89.91	0.056	16:17:08.843
6 -	51.501	28.231	1:19.732	89.35	0.547	16:18:28.575
7 -	51.668	27.906	1:19.574	89.53	0.389	16:19:48.149
8 -	50.929	28.647	1:19.576	89.53	0.391	16:21:07.725
9 -	51.385	28.048	1:19.433 (3)	89.69	0.248	16:22:27.158
10 -	51.909	28.162	1:20.071	88.97	0.886	16:23:47.229

P6 125 S Ben MILES			Yamaha - Allspeed			
IDEAL LAP TIME : 1:18.945		BEST LAP TIME : 1:19.067		DIFFERENCE : 0.122		
LAP	SECTOR 1	SECTOR 2	LAP TIME	MPH	DIFF	TIME OF DAY
1 -		28.155	1:23.941	84.87	4.874	16:11:51.609
2 -	50.790	28.277	1:19.067 (1)	90.10		16:13:10.676
3 -	51.374	28.450	1:19.824 (3)	89.25	0.757	16:14:30.500
4 -	51.346	28.311	1:19.657 (2)	89.44	0.590	16:15:50.157
5 -	51.797	28.624	1:20.421	88.59	1.354	16:17:10.578
6 -	52.103	28.361	1:20.464	88.54	1.397	16:18:31.042
7 -	52.146	28.606	1:20.752	88.22	1.685	16:19:51.794
8 -	52.518	28.540	1:21.058	87.89	1.991	16:21:12.852
9 -	52.325	28.655	1:20.980	87.98	1.913	16:22:33.832
10 -	52.054	28.623	1:20.677	88.31	1.610	16:23:54.509

P7 127 Adam GREEN			Kawasaki - Royal Air Force Motorsport Association			
IDEAL LAP TIME : 1:19.639		BEST LAP TIME : 1:19.639		DIFFERENCE : 0.000		
LAP	SECTOR 1	SECTOR 2	LAP TIME	MPH	DIFF	TIME OF DAY
1 -		28.171	1:27.444	81.47	7.805	16:11:55.112
2 -	53.470	28.082	1:21.552	87.36	1.913	16:13:16.664
3 -	53.473	28.375	1:21.848	87.04	2.209	16:14:38.512
4 -	52.570	28.242	1:20.812	88.16	1.173	16:15:59.324
5 -	52.933	28.186	1:21.119	87.82	1.480	16:17:20.443
6 -	53.643	27.864	1:21.507	87.41	1.868	16:18:41.950
7 -	52.503	27.994	1:20.497	88.50	0.858	16:20:02.447
8 -	51.992	28.111	1:20.103 (2)	88.94	0.464	16:21:22.550
9 -	52.355	27.974	1:20.329 (3)	88.69	0.690	16:22:42.879
10 -	51.809	27.830	1:19.639 (1)	89.46		16:24:02.518

P8 12 Grant WALDER			Kawasaki - Fins Motorcycles			
IDEAL LAP TIME : 1:19.932		BEST LAP TIME : 1:20.026		DIFFERENCE : 0.094		
LAP	SECTOR 1	SECTOR 2	LAP TIME	MPH	DIFF	TIME OF DAY
1 -		28.104	1:26.065	82.78	6.039	16:11:53.733
2 -	52.510	28.127	1:20.637	88.35	0.611	16:13:14.370
3 -	52.942	28.711	1:21.653	87.25	1.627	16:14:36.023
4 -	53.083	28.710	1:21.793	87.10	1.767	16:15:57.816
5 -	53.684	28.477	1:22.161	86.71	2.135	16:17:19.977
6 -	53.343	28.296	1:21.639	87.27	1.613	16:18:41.616
7 -	52.483	28.058	1:20.541 (3)	88.45	0.515	16:20:02.157
8 -	52.036	27.990	1:20.026 (1)	89.02		16:21:22.183
9 -	52.458	28.118	1:20.576	88.42	0.550	16:22:42.759
10 -	52.428	27.896	1:20.324 (2)	88.69	0.298	16:24:03.083

P9 57 Paul FISHER			Kawasaki -			
IDEAL LAP TIME : 1:19.591		BEST LAP TIME : 1:19.879		DIFFERENCE : 0.288		
LAP	SECTOR 1	SECTOR 2	LAP TIME	MPH	DIFF	TIME OF DAY
1 -		28.636	1:27.003	81.88	7.124	16:11:54.671
2 -	53.560	29.005	1:22.565	86.29	2.686	16:13:17.236
3 -	53.294	28.623	1:21.917	86.97	2.038	16:14:39.153
4 -	52.671	28.214	1:20.885	88.08	1.006	16:16:00.038

Weather / Track : Bright / Dry

Donington Park National
Circuit Length = 1.9790 miles
Start: 16:10 Flag 16:23 End: 16:24

BMCRC - MRO Championships 2019 - Rnd 4 @ Donington Park

EDlasia Formula 400

RACE 21 - SECTOR ANALYSIS



SECTOR 1 = FL to I1, SECTOR 2 = I1 to FL, DIFF = Difference To Personal Best Lap, P = Crossed Finish Line in Pit Lane, D = Time Disallowed

5 -	52.761	28.257	1:21.018	87.93	1.139	16:17:21.056
6 -	53.043	28.547	1:21.590	87.32	1.711	16:18:42.646
7 -	52.236	28.454	1:20.690	88.29	0.811	16:20:03.336
8 -	52.463	28.175	1:20.638 (3)	88.35	0.759	16:21:23.974
9 -	52.572	27.976	1:20.548 (2)	88.45	0.669	16:22:44.522
10 -	51.615	28.264	1:19.879 (1)	89.19		16:24:04.401

P10 135		Daniel INGHAM		Honda - Derek Jones Butchers			
IDEAL LAP TIME : 1:20.449		BEST LAP TIME : 1:20.717		DIFFERENCE : 0.268			
LAP	SECTOR 1	SECTOR 2	LAP TIME	MPH	DIFF	TIME OF DAY	
1 -		29.201	1:28.113	80.85	7.396	16:11:55.781	
2 -	52.990	28.792	1:21.782	87.11	1.065	16:13:17.563	
3 -	52.536	29.325	1:21.861	87.03	1.144	16:14:39.424	
4 -	52.008	29.004	1:21.012	87.94	0.295	16:16:00.436	
5 -	52.618	28.505	1:21.123	87.82	0.406	16:17:21.559	
6 -	52.809	28.664	1:21.473	87.44	0.756	16:18:43.032	
7 -	52.175	28.542	1:20.717 (1)	88.26		16:20:03.749	
8 -	52.385	28.542	1:20.927 (3)	88.03	0.210	16:21:24.676	
9 -	52.349	28.441	1:20.790 (2)	88.18	0.073	16:22:45.466	
10 -	52.464	28.935	1:21.399	87.52	0.682	16:24:06.865	

P11 52		Gary JARMAN		Kawasaki - G & S Motorcycle tyres			
IDEAL LAP TIME : 1:22.667		BEST LAP TIME : 1:22.667		DIFFERENCE : 0.000			
LAP	SECTOR 1	SECTOR 2	LAP TIME	MPH	DIFF	TIME OF DAY	
1 -		29.588	1:29.971	79.18	7.304	16:11:57.639	
2 -	53.627	30.170	1:23.797	85.02	1.130	16:13:21.436	
3 -	53.943	30.161	1:24.104	84.71	1.437	16:14:45.540	
4 -	54.742	30.119	1:24.861	83.95	2.194	16:16:10.401	
5 -	54.207	29.645	1:23.852	84.96	1.185	16:17:34.253	
6 -	54.407	29.374	1:23.781	85.03	1.114	16:18:58.034	
7 -	53.757	29.432	1:23.189 (3)	85.64	0.522	16:20:21.223	
8 -	53.890	29.435	1:23.325	85.50	0.658	16:21:44.548	
9 -	53.415	29.252	1:22.667 (1)	86.18		16:23:07.215	
10 -	53.754	29.285	1:23.039 (2)	85.79	0.372	16:24:30.254	

P12 55 S		Nick COOPER		Honda - Skint Racing - Wemoto.com			
IDEAL LAP TIME : 1:22.509		BEST LAP TIME : 1:22.659		DIFFERENCE : 0.150			
LAP	SECTOR 1	SECTOR 2	LAP TIME	MPH	DIFF	TIME OF DAY	
1 -		30.174	1:30.800	78.46	8.141	16:11:58.468	
2 -	54.199	29.306	1:23.505	85.31	0.846	16:13:21.973	
3 -	54.470	29.278	1:23.748	85.07	1.089	16:14:45.721	
4 -	55.033	30.106	1:25.139	83.68	2.480	16:16:10.860	
5 -	54.814	29.324	1:24.138	84.67	1.479	16:17:34.998	
6 -	54.330	29.413	1:23.743	85.07	1.084	16:18:58.741	
7 -	53.968	29.366	1:23.334	85.49	0.675	16:20:22.075	
8 -	53.680	29.137	1:22.817 (2)	86.02	0.158	16:21:44.892	
9 -	53.372	29.287	1:22.659 (1)	86.19		16:23:07.551	
10 -	53.699	29.452	1:23.151 (3)	85.68	0.492	16:24:30.702	

P13 35 S		Sam DIGBY-BAKER		Kawasaki -			
IDEAL LAP TIME : 1:22.072		BEST LAP TIME : 1:22.435		DIFFERENCE : 0.363			
LAP	SECTOR 1	SECTOR 2	LAP TIME	MPH	DIFF	TIME OF DAY	
1 -		30.281	1:32.778	76.79	10.343	16:12:00.446	
2 -	54.437	30.006	1:24.443	84.37	2.008	16:13:24.889	
3 -	54.770	29.967	1:24.737	84.07	2.302	16:14:49.626	
4 -	54.524	29.010	1:23.534	85.29	1.099	16:16:13.160	
5 -	53.153	29.282	1:22.435 (1)	86.42		16:17:35.595	
6 -	54.232	29.185	1:23.417	85.40	0.982	16:18:59.012	
7 -	54.129	29.022	1:23.151	85.68	0.716	16:20:22.163	
8 -	53.776	29.289	1:23.065 (3)	85.77	0.630	16:21:45.228	

Weather / Track : Bright / Dry

Donington Park National
Circuit Length = 1.9790 miles
Start: 16:10 Flag 16:23 End: 16:24

BMCRC - MRO Championships 2019 - Rnd 4 @ Donington Park

EDlasia Formula 400

RACE 21 - SECTOR ANALYSIS



SECTOR 1 = FL to I1, SECTOR 2 = I1 to FL, DIFF = Difference To Personal Best Lap, P = Crossed Finish Line in Pit Lane, D = Time Disallowed

9 -	53.707	28.919	1:22.626 (2)	86.22	0.191	16:23:07.854
10 -	55.028	29.486	1:24.514	84.30	2.079	16:24:32.368

P14	28	Kurt HODGSON	Honda - some local fools			
IDEAL LAP TIME : 1:22.636		BEST LAP TIME : 1:22.644		DIFFERENCE : 0.008		
LAP	SECTOR 1	SECTOR 2	LAP TIME	MPH	DIFF	TIME OF DAY
1 -		29.102	1:29.032	80.02	6.388	16:11:56.700
2 -	53.534	29.110	1:22.644 (1)	86.20		16:13:19.344
3 -	53.806	29.348	1:23.154 (2)	85.68	0.510	16:14:42.498
4 -	53.903	29.358	1:23.261 (3)	85.56	0.617	16:16:05.759
5 -	54.401	29.346	1:23.747	85.07	1.103	16:17:29.506
6 -	54.251	29.478	1:23.729	85.09	1.085	16:18:53.235
7 -	54.973	29.429	1:24.402	84.41	1.758	16:20:17.637
8 -	54.221	29.456	1:23.677	85.14	1.033	16:21:41.314
9 -	54.471	29.382	1:23.853	84.96	1.209	16:23:05.167
10 -	1:00.181	38.589	1:38.770	72.13	16.126	16:24:43.937

P15	47	Allan CLARK	Kawasaki - A Clark & Sons Builders			
IDEAL LAP TIME : 1:24.058		BEST LAP TIME : 1:24.282		DIFFERENCE : 0.224		
LAP	SECTOR 1	SECTOR 2	LAP TIME	MPH	DIFF	TIME OF DAY
1 -		30.328	1:32.197	77.27	7.915	16:11:59.865
2 -	54.689	29.880	1:24.569 (3)	84.24	0.287	16:13:24.434
3 -	55.011	29.978	1:24.989	83.83	0.707	16:14:49.423
4 -	55.073	29.684	1:24.757	84.05	0.475	16:16:14.180
5 -	54.621	30.166	1:24.787	84.02	0.505	16:17:38.967
6 -	56.003	29.729	1:25.732	83.10	1.450	16:19:04.699
7 -	55.351	29.660	1:25.011	83.80	0.729	16:20:29.710
8 -	55.000	29.437	1:24.437 (2)	84.37	0.155	16:21:54.147
9 -	54.713	29.569	1:24.282 (1)	84.53		16:23:18.429
10 -	55.325	30.313	1:25.638	83.19	1.356	16:24:44.067

P16	33 S	Jordan HARRIS	Suzuki - Steve Jordan Motorcycles			
IDEAL LAP TIME : 1:25.422		BEST LAP TIME : 1:25.723		DIFFERENCE : 0.301		
LAP	SECTOR 1	SECTOR 2	LAP TIME	MPH	DIFF	TIME OF DAY
1 -		30.790	1:33.066	76.55	7.343	16:12:00.734
2 -	55.400	30.323	1:25.723 (1)	83.11		16:13:26.457
3 -	55.552	30.638	1:26.190 (2)	82.66	0.467	16:14:52.647
4 -	57.230	30.444	1:27.674	81.26	1.951	16:16:20.321
5 -	56.858	30.388	1:27.246	81.66	1.523	16:17:47.567
6 -	56.840	30.272	1:27.112	81.78	1.389	16:19:14.679
7 -	56.337	30.022	1:26.359	82.50	0.636	16:20:41.038
8 -	57.867	30.977	1:28.844	80.19	3.121	16:22:09.882
9 -	56.257	30.084	1:26.341 (3)	82.51	0.618	16:23:36.223

P17	97 S/R	Nicholas TAIG	Honda - Mantis Motorsports			
IDEAL LAP TIME : 1:32.647		BEST LAP TIME : 1:33.562		DIFFERENCE : 0.915		
LAP	SECTOR 1	SECTOR 2	LAP TIME	MPH	DIFF	TIME OF DAY
1 -		33.672	1:41.223	70.38	7.661	16:12:08.891
2 -	1:01.923	33.245	1:35.168	74.86	1.606	16:13:44.059
3 -	1:02.159	33.062	1:35.221	74.82	1.659	16:15:19.280
4 -	1:01.012	32.908	1:33.920	75.85	0.358	16:16:53.200
5 -	1:01.217	33.435	1:34.652	75.27	1.090	16:18:27.852
6 -	1:01.793	32.392	1:34.185	75.64	0.623	16:20:02.037
7 -	1:00.475	33.263	1:33.738 (3)	76.00	0.176	16:21:35.775
8 -	1:01.070	32.593	1:33.663 (2)	76.06	0.101	16:23:09.438
9 -	1:00.255	33.307	1:33.562 (1)	76.14		16:24:43.000

Weather / Track : Bright / Dry

Donington Park National
Circuit Length = 1.9790 miles
Start: 16:10 Flag 16:23 End: 16:24

BMCRC - MRO Championships 2019 - Rnd 4 @ Donington Park

EDlasia Formula 400

RACE 21 - SECTOR ANALYSIS



SECTOR 1 = FL to I1, SECTOR 2 = I1 to FL, DIFF = Difference To Personal Best Lap, P = Crossed Finish Line in Pit Lane, D = Time Disallowed

P18 74 R		David BOWLER		Honda -			
IDEAL LAP TIME : 1:29.245		BEST LAP TIME : 1:29.451		DIFFERENCE : 0.206			
LAP	SECTOR 1	SECTOR 2	LAP TIME	MPH	DIFF	TIME OF DAY	
1 -		31.829	1:36.857	73.55	7.406	16:12:04.525	
2 -	58.852	31.596	1:30.448	78.77	0.997	16:13:34.973	
3 -	58.876	31.493	1:30.369 (3)	78.83	0.918	16:15:05.342	
4 -	59.166	31.721	1:30.887	78.39	1.436	16:16:36.229	
5 -	58.923	31.535	1:30.458	78.76	1.007	16:18:06.687	
6 -	59.311	31.411	1:30.722	78.53	1.271	16:19:37.409	
7 -	58.217	31.234	1:29.451 (1)	79.64		16:21:06.860	
8 -	58.885	31.322	1:30.207 (2)	78.98	0.756	16:22:37.067	
9 -	58.011	1:13.660	2:11.671	54.10	42.220	16:24:48.738	

P19 101		Andrew DAVIES		Yamaha - GIBSON EXHAUSTS			
IDEAL LAP TIME : 1:21.388		BEST LAP TIME : 1:21.426		DIFFERENCE : 0.038			
LAP	SECTOR 1	SECTOR 2	LAP TIME	MPH	DIFF	TIME OF DAY	
1 -		29.012	1:26.769	82.10	5.343	16:11:54.437	
2 -	53.700	29.301	1:23.001	85.83	1.575	16:13:17.438	
3 -	53.401	28.976	1:22.377	86.48	0.951	16:14:39.815	
4 -	52.905	28.933	1:21.838 (3)	87.05	0.412	16:16:01.653	
5 -	52.943	28.483	1:21.426 (1)	87.49		16:17:23.079	
6 -	52.923	28.709	1:21.632 (2)	87.27	0.206	16:18:44.711	
7 -	53.156	IN PIT	1:29.979 P	79.18	8.553	16:20:14.690	

Weather / Track : Bright / Dry

Donington Park National
 Circuit Length = 1.9790 miles
 Start: 16:10 Flag 16:23 End: 16:24

BMCRC - MRO Championships 2019 - Rnd 4 @ Donington Park

EDlasia Formula 400

RACE 21 - BEST SECTORS

SECTOR 1			SECTOR 2			IDEAL / BEST COMPARISON						
POS	NO	NAME	TIME	NO	NAME	TIME	POS	NO	NAME	IDEAL	BEST	DIFF
									PERFECT LAP	1:16.188		
1	78	POVAH	49.244	78	POVAH	26.944	1	78	POVAH	1:16.188	1:16.286	0.098
2	126	DAVIES	49.349	126	DAVIES	26.989	2	126	DAVIES	1:16.338	1:16.577	0.239
3	86	SCOTT	50.517	86	SCOTT	27.265	3	86	SCOTT	1:17.782	1:17.782	0.000
4	125	MILES	50.790	10	McCARTHY	27.804	4	13	EDMONDSON	1:18.797	1:19.185	0.388
5	13	EDMONDSON	50.891	127	GREEN	27.830	5	10	McCARTHY	1:18.876	1:18.952	0.076
6	10	McCARTHY	51.072	12	WALDER	27.896	6	125	MILES	1:18.945	1:19.067	0.122
7	57	FISHER	51.615	13	EDMONDSON	27.906	7	57	FISHER	1:19.591	1:19.879	0.288
8	127	GREEN	51.809	57	FISHER	27.976	8	127	GREEN	1:19.639	1:19.639	0.000
9	135	INGHAM	52.008	125	MILES	28.155	9	12	WALDER	1:19.932	1:20.026	0.094
10	12	WALDER	52.036	135	INGHAM	28.441	10	135	INGHAM	1:20.449	1:20.717	0.268
11	101	DAVIES	52.905	101	DAVIES	28.483	11	101	DAVIES	1:21.388	1:21.426	0.038
12	35	DIGBY-BAKER	53.153	35	DIGBY-BAKER	28.919	12	35	DIGBY-BAKER	1:22.072	1:22.435	0.363
13	55	COOPER	53.372	28	HODGSON	29.102	13	55	COOPER	1:22.509	1:22.659	0.150
14	52	JARMAN	53.415	55	COOPER	29.137	14	28	HODGSON	1:22.636	1:22.644	0.008
15	28	HODGSON	53.534	52	JARMAN	29.252	15	52	JARMAN	1:22.667	1:22.667	0.000
16	47	CLARK	54.621	47	CLARK	29.437	16	47	CLARK	1:24.058	1:24.282	0.224
17	33	HARRIS	55.400	33	HARRIS	30.022	17	33	HARRIS	1:25.422	1:25.723	0.301
18	74	BOWLER	58.011	74	BOWLER	31.234	18	74	BOWLER	1:29.245	1:29.451	0.206
19	97	TAIG	1:00.255	97	TAIG	32.392	19	97	TAIG	1:32.647	1:33.562	0.915

Weather / Track : Bright / Dry

Results can be found at www.tsl-timing.com

Donington Park National
Circuit Length = 1.9790 miles
Start: 16:10 Flag 16:23 End: 16:24

Printed - 16:27 Sunday, 19 May 2019

BMCRC-MRO Championships 2019



**TEAM
RESPRO®**



**TEAM RESPRO MRO 600 inc
MSS PERFORMANCE CLUBMAN 600**

Donington Park National

18th/19th May 2019



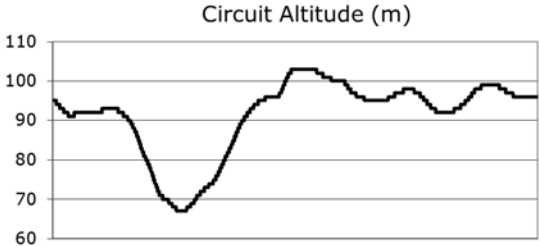
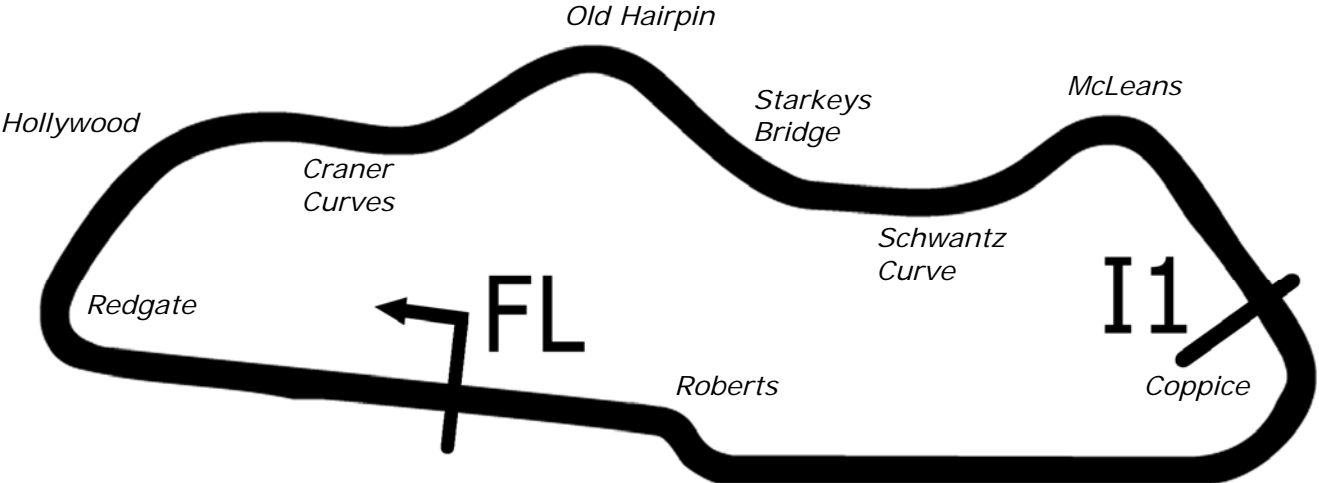
Results Provided by Timing Solutions Ltd
www.tsl-timing.com

Donington Park National



SPORTS TIMING

TIMING SOLUTIONS LTD



Length	1.9790 miles	3185.0 m	
FL		52.82971 N	1.37867 W
I1	2096m	52.82978 N	1.36508 W
Pit Entry	3100m	52.82951 N	1.37832 W
Pit Exit	229m after FL	52.82996 N	1.38205 W
Pit Entry–Pit Exit 287m, 17.2s @60kph, 12.9s @80kph			

All results available at www.tsl-timing.com

BMCRC - MRO Championships 2019 - Rnd 4 @ Donington Park

Team Respro MRO 600 & Rookie 600s

FREE PRACTICE - CLASSIFICATION

POS	NO	CL	PIC NAME	ENTRY	TIME	ON	LAPS	GAP	DIFF	MPH
1	86		1 Jamie KELMAN	Triumph - Phased Out Racing	1:16.474	4	11			93.16
2	84		2 Ben WOTTON	Triumph - JAMES JACKSON RACING (JJR) TRIUMPH	1:17.942	4	7	1.468	1.468	91.40
3	82		3 Andrew SMITH	Kawasaki - MSS Performance / Addition Steel	1:19.843	8	10	3.369	1.901	89.23
4	188	C	1 Dawid KRAWIECKI	Yamaha - Code Blue LTD & D A East Electrical	1:19.908	8	10	3.434	0.065	89.16
5	12*	600	1 Cedric BLOCH	Kawasaki - Brigit's Group & SDC Performance	1:21.536	7	7	5.062	1.628	87.38
6	912	C	2 Michael WHITE	Yamaha - Race Lab Suspension	1:21.900	4	10	5.426	0.364	86.99
7	56		4 Michael MILLS	Yamaha - A51 Racing	1:22.378	6	6	5.904	0.478	86.48
8	861		5 David SHOUBRIDGE	Kawasaki - Old Garage Legends	1:22.884	6	8	6.410	0.506	85.95
9	95		6 Grant ROBERTSON	Kawasaki -	1:23.016	5	6	6.542	0.132	85.82
10	88	C	3 Michael STANLEY	Triumph -	1:23.198	4	10	6.724	0.182	85.63
11	81	C	4 Liam DUFFETT	Triumph -	1:23.223	9	10	6.749	0.025	85.60
12	39		7 Luke O HIGGINS	Triumph -	1:23.293	9	9	6.819	0.070	85.53
13	818	C	5 Alex BARKER	Yamaha - Barker Woodrow Architects	1:23.397	8	10	6.923	0.104	85.43
14	52	600	2 Elliot FRICKER	Honda -	1:23.604	10	10	7.130	0.207	85.21
15	881		8 David CARSON	Kawasaki - www.TwoDavesRacing.com	1:23.986	9	9	7.512	0.382	84.83
16	119	600	3 Christopher SMITH	Yamaha -	1:25.747	6	9	9.273	1.761	83.08
17	193	600	4 Jackson LANGLEY	Triumph - J J Racing	1:26.010	6	8	9.536	0.263	82.83
18	21	C	6 Nick WHITCHER	Yamaha -	1:26.158	5	10	9.684	0.148	82.69
19	75	C	7 Paul MARLEY	Kawasaki -	1:26.539	7	9	10.065	0.381	82.32
20	23		9 Austin WREN	Triumph - Factory Finish	1:26.642	3	4	10.168	0.103	82.23
21	16	600	5 Tom VAUGHAN	Yamaha -	1:26.657	5	5	10.183	0.015	82.21
22	661	C	8 Cameron HARRIS	Yamaha - HARRIS PERFORMANCE	1:26.901	4	5	10.427	0.244	81.98
23	60		10 Eddie CROKER	Kawasaki -	1:27.412	5	8	10.938	0.511	81.50
24	44	600	6 James ROBINSON (R)	Honda - CurrentElec	1:28.266	8	9	11.792	0.854	80.71
25	675		11 Samuel SMYTH	Triumph -	1:28.663	6	7	12.189	0.397	80.35
26	187	600	7 David TREVEIL (R)	Yamaha -	1:29.004	6	7	12.530	0.341	80.04
27	606	600	8 Jake ANDERTON (R)	Honda - CurrentElec Limited	1:29.314	8	9	12.840	0.310	79.77
28	103	600	9 Tim BANWELL (R)	Yamaha -	1:29.966	4	5	13.492	0.652	79.19
29	77	600	10 Nathan LEGGETT	Yamaha -	1:30.763	4	5	14.289	0.797	78.49
30	29	C	9 Charlie STONE	Kawasaki - Loveday autos	1:30.979	4	7	14.505	0.216	78.31
31	624	600	11 Matthew FEDRICK (R)	Yamaha - Matthew Fedrick farriers ltd	1:31.883	6	7	15.409	0.904	77.54
32	93	C	10 Jack GRISTWOOD	Suzuki -	1:32.433	4	5	15.959	0.550	77.07
33	170	600	12 Paul MILLS	Yamaha -	1:32.718	9	9	16.244	0.285	76.84
34	8	C	11 Dave SAUNDERS	Honda -	1:32.875	4	6	16.401	0.157	76.71
35	41	C	12 Ian RAE	Triumph - Richie ramsay golf.com	1:33.302	6	9	16.828	0.427	76.36
36	61	600	13 Adam SYMONDS	Yamaha -	1:33.447	5	7	16.973	0.145	76.24
37	186	600	14 Stephen WILKINSON	Honda -	1:33.826	4	8	17.352	0.379	75.93
38	124	600	15 Sylvie BOTQUELEN	Suzuki -	1:37.342	7	9	20.868	3.516	73.19
39	96	C	13 Bradley ROBINSON	Kawasaki -	1:38.183	3	4	21.709	0.841	72.56
40	903	600	16 Jeremy BONSOR	Kawasaki - Orbro Landscapes	1:40.841	7	8	24.367	2.658	70.65
41	420	600	17 Teresa FRITH	Kawasaki -	1:47.763	5	8	31.289	6.922	66.11
42	526	600	18 Michael ARMANI	Honda -	1:49.575	4	7	33.101	1.812	65.02
43	27		12 Nicole LYNCH	Yamaha - Medlar Racing			2			

No. 12 - Please fit a working transponder

Weather / Track : Cloudy / Damp

These results are provisional until the conclusion of any judicial and technical matters.

Donington Park National
Circuit Length = 1.9790 miles
Start: 10:46 Flag 10:59 End: 11:01

Clerk Of Course :	Timekeeper :
-------------------	--------------

Results can be found at www.tsl-timing.com

Printed - 11:05 Saturday, 18 May 2019

BMCRC - MRO Championships 2019 - Rnd 4 @ Donington Park

Team Respro MRO 600 & Rookie 600s

FREE PRACTICE - SECTOR ANALYSIS



SECTOR 1 = FL to I1, SECTOR 2 = I1 to FL, DIFF = Difference To Personal Best Lap, P = Crossed Finish Line in Pit Lane, D = Time Disallowed

P1 86		Jamie KELMAN		Triumph - Phased Out Racing			
IDEAL LAP TIME : 1:16.044		BEST LAP TIME : 1:16.474		DIFFERENCE : 0.430			
LAP	SECTOR 1	SECTOR 2	LAP TIME	MPH	DIFF	TIME OF DAY	
1 -						10:46:47.467	
2 -	52.384	27.455	1:19.839	89.23	3.365	10:48:07.306	
3 -	51.082	26.972	1:18.054 (3)	91.27	1.580	10:49:25.360	
4 -	49.127	27.347	1:16.474 (1)	93.16		10:50:41.834	
5 -	1:08.552	28.570	1:37.122	73.35	20.648	10:52:18.956	
6 -	51.443	30.590	1:22.033	86.85	5.559	10:53:40.989	
7 -	49.793	27.370	1:17.163 (2)	92.33	0.689	10:54:58.152	
8 -	51.966	28.546	1:20.512	88.49	4.038	10:56:18.664	
9 -	50.750	30.088	1:20.838	88.13	4.364	10:57:39.502	
10 -	56.847	26.917	1:23.764	85.05	7.290	10:59:03.266	
11 -	49.268	30.166	1:19.434	89.69	2.960	11:00:22.700	

P2 84		Ben WOTTON		Triumph - JAMES JACKSON RACING (JJR) TRIUMPH			
IDEAL LAP TIME : 1:17.908		BEST LAP TIME : 1:17.942		DIFFERENCE : 0.034			
LAP	SECTOR 1	SECTOR 2	LAP TIME	MPH	DIFF	TIME OF DAY	
1 -						10:46:53.518	
2 -	58.728	29.372	1:28.100	80.86	10.158	10:48:21.618	
3 -	53.772	27.810	1:21.582 (3)	87.33	3.640	10:49:43.200	
4 -	50.333	27.609	1:17.942 (1)	91.40		10:51:01.142	
5 -	55.487	27.862	1:23.349	85.47	5.407	10:52:24.491	
6 -	50.839	29.837	1:20.676 (2)	88.31	2.734	10:53:45.167	
7 -	50.299	IN PIT	1:24.074 P	84.74	6.132	10:55:09.241	

P3 82		Andrew SMITH		Kawasaki - MSS Performance / Addition Steel			
IDEAL LAP TIME : 1:19.843		BEST LAP TIME : 1:19.843		DIFFERENCE : 0.000			
LAP	SECTOR 1	SECTOR 2	LAP TIME	MPH	DIFF	TIME OF DAY	
1 -						10:47:01.917	
2 -	1:04.989	32.353	1:37.342	73.19	17.499	10:48:39.259	
3 -	58.700	30.390	1:29.090	79.97	9.247	10:50:08.349	
4 -	55.418	29.255	1:24.673	84.14	4.830	10:51:33.022	
5 -	53.724	29.105	1:22.829	86.01	2.986	10:52:55.851	
6 -	53.632	28.163	1:21.795	87.10	1.952	10:54:17.646	
7 -	52.682	28.226	1:20.908 (3)	88.05	1.065	10:55:38.554	
8 -	52.067	27.776	1:19.843 (1)	89.23		10:56:58.397	
9 -	52.537	27.922	1:20.459 (2)	88.54	0.616	10:58:18.856	
10 -	53.028	28.703	1:21.731	87.17	1.888	10:59:40.587	

P4 188 C		Dawid KRAWIECKI		Yamaha - Code Blue LTD & D A East Electrical			
IDEAL LAP TIME : 1:19.908		BEST LAP TIME : 1:19.908		DIFFERENCE : 0.000			
LAP	SECTOR 1	SECTOR 2	LAP TIME	MPH	DIFF	TIME OF DAY	
1 -						10:47:08.177	
2 -	1:01.875	31.046	1:32.921	76.67	13.013	10:48:41.098	
3 -	57.076	30.918	1:27.994	80.96	8.086	10:50:09.092	
4 -	55.377	29.059	1:24.436	84.37	4.528	10:51:33.528	
5 -	53.421	28.534	1:21.955 (3)	86.93	2.047	10:52:55.483	
6 -	54.280	28.580	1:22.860	85.98	2.952	10:54:18.343	
7 -	53.377	29.250	1:22.627	86.22	2.719	10:55:40.970	
8 -	51.840	28.068	1:19.908 (1)	89.16		10:57:00.878	
9 -	52.808	28.379	1:21.187 (2)	87.75	1.279	10:58:22.065	
10 -	54.276	28.550	1:22.826	86.01	2.918	10:59:44.891	

P5 12 600		Cedric BLOCH		Kawasaki - Brigit's Group & SDC Performance			
IDEAL LAP TIME :		BEST LAP TIME : 1:21.536		DIFFERENCE :			
LAP	SECTOR 1	SECTOR 2	LAP TIME	MPH	DIFF	TIME OF DAY	
1 -						10:51:38.516	
2 -			1:25.688	83.14	4.152	10:53:04.204	

Weather / Track : Cloudy / Damp

Donington Park National
Circuit Length = 1.9790 miles
Start: 10:46 Flag 10:59 End: 11:01

BMCRC - MRO Championships 2019 - Rnd 4 @ Donington Park

Team Respro MRO 600 & Rookie 600s

FREE PRACTICE - SECTOR ANALYSIS



SECTOR 1 = FL to I1, SECTOR 2 = I1 to FL, DIFF = Difference To Personal Best Lap, P = Crossed Finish Line in Pit Lane, D = Time Disallowed

3 -			1:23.327 (2)	85.50	1.791	10:54:27.531
4 -			1:24.619	84.19	3.083	10:55:52.150
5 -			1:23.366 (3)	85.46	1.830	10:57:15.516
6 -			1:23.852	84.96	2.316	10:58:39.368
7 -			1:21.536 (1)	87.38		11:00:00.904

P6 912 C		Michael WHITE		Yamaha - Race Lab Suspension			
IDEAL LAP TIME : 1:21.900		BEST LAP TIME : 1:21.900		DIFFERENCE : 0.000			
LAP	SECTOR 1	SECTOR 2	LAP TIME	MPH	DIFF	TIME OF DAY	

1 -						10:46:57.437
2 -	1:00.605	30.058	1:30.663	78.58	8.763	10:48:28.100
3 -	55.494	28.844	1:24.338 (3)	84.47	2.438	10:49:52.438
4 -	53.871	28.029	1:21.900 (1)	86.99		10:51:14.338
5 -	54.192	30.412	1:24.604	84.21	2.704	10:52:38.942
6 -	55.389	29.200	1:24.589	84.22	2.689	10:54:03.531
7 -	54.635	31.088	1:25.723	83.11	3.823	10:55:29.254
8 -	54.852	30.130	1:24.982	83.83	3.082	10:56:54.236
9 -	55.394	28.625	1:24.019 (2)	84.79	2.119	10:58:18.255
10 -	55.738	30.148	1:25.886	82.95	3.986	10:59:44.141

P7 56		Michael MILLS		Yamaha - A51 Racing			
IDEAL LAP TIME : 1:21.910		BEST LAP TIME : 1:22.378		DIFFERENCE : 0.468			
LAP	SECTOR 1	SECTOR 2	LAP TIME	MPH	DIFF	TIME OF DAY	

1 -						10:46:52.811
2 -	59.002	29.624	1:28.626	80.38	6.248	10:48:21.437
3 -	54.308	29.115	1:23.423 (2)	85.40	1.045	10:49:44.860
4 -	55.749	28.811	1:24.560	84.25	2.182	10:51:09.420
5 -	54.827	29.147	1:23.974 (3)	84.84	1.596	10:52:33.394
6 -	53.099	29.279	1:22.378 (1)	86.48		10:53:55.772

P8 861		David SHOUBRIDGE		Kawasaki - Old Garage Legends			
IDEAL LAP TIME : 1:21.643		BEST LAP TIME : 1:22.884		DIFFERENCE : 1.241			
LAP	SECTOR 1	SECTOR 2	LAP TIME	MPH	DIFF	TIME OF DAY	

1 -						10:47:52.379
2 -	1:04.618	31.397	1:36.015	74.20	13.131	10:49:28.394
3 -	56.130	29.903	1:26.033	82.81	3.149	10:50:54.427
4 -	55.038	29.590	1:24.628	84.18	1.744	10:52:19.055
5 -	52.742	31.771	1:24.513 (3)	84.30	1.629	10:53:43.568
6 -	52.053	30.831	1:22.884 (1)	85.95		10:55:06.452
7 -	54.474	29.929	1:24.403 (2)	84.41	1.519	10:56:30.855
8 -	54.040	IN PIT	1:25.626 P	83.20	2.742	10:57:56.481

P9 95		Grant ROBERTSON		Kawasaki -			
IDEAL LAP TIME : 1:23.016		BEST LAP TIME : 1:23.016		DIFFERENCE : 0.000			
LAP	SECTOR 1	SECTOR 2	LAP TIME	MPH	DIFF	TIME OF DAY	

1 -						10:46:54.782
2 -	1:03.181	32.591	1:35.772	74.39	12.756	10:48:30.554
3 -	57.409	30.435	1:27.844 (3)	81.10	4.828	10:49:58.398
4 -	54.740	29.707	1:24.447 (2)	84.36	1.431	10:51:22.845
5 -	53.712	29.304	1:23.016 (1)	85.82		10:52:45.861
6 -	55.241	IN PIT	1:33.328 P	76.33	10.312	10:54:19.189

P10 88 C		Michael STANLEY		Triumph -			
IDEAL LAP TIME : 1:23.074		BEST LAP TIME : 1:23.198		DIFFERENCE : 0.124			
LAP	SECTOR 1	SECTOR 2	LAP TIME	MPH	DIFF	TIME OF DAY	

1 -						10:46:48.497
2 -	1:02.309	31.189	1:33.498	76.20	10.300	10:48:21.995
3 -	56.914	29.323	1:26.237	82.61	3.039	10:49:48.232
4 -	54.160	29.038	1:23.198 (1)	85.63		10:51:11.430

Weather / Track : Cloudy / Damp

Donington Park National
Circuit Length = 1.9790 miles
Start: 10:46 Flag 10:59 End: 11:01

BMCRC - MRO Championships 2019 - Rnd 4 @ Donington Park

Team Respro MRO 600 & Rookie 600s

FREE PRACTICE - SECTOR ANALYSIS



SECTOR 1 = FL to I1, SECTOR 2 = I1 to FL, DIFF = Difference To Personal Best Lap, P = Crossed Finish Line in Pit Lane, D = Time Disallowed

5 -	54.180	30.765	1:24.945 (3)	83.87	1.747	10:52:36.735
6 -	56.351	29.454	1:25.805	83.03	2.607	10:54:02.180
7 -	55.392	32.068	1:27.460	81.46	4.262	10:55:29.640
8 -	55.663	29.449	1:25.112	83.70	1.914	10:56:54.752
9 -	55.265	28.914	1:24.179 (2)	84.63	0.981	10:58:18.931
10 -	56.566	30.427	1:26.993	81.89	3.795	10:59:45.924

P11 81 C		Liam DUFFETT		Triumph -		
IDEAL LAP TIME : 1:22.325		BEST LAP TIME : 1:23.223		DIFFERENCE : 0.898		
LAP	SECTOR 1	SECTOR 2	LAP TIME	MPH	DIFF	TIME OF DAY

1 -						10:46:54.652
2 -	1:05.483	32.577	1:38.060	72.65	14.837	10:48:32.712
3 -	1:01.068	31.880	1:32.948	76.65	9.725	10:50:05.660
4 -	58.823	30.520	1:29.343	79.74	6.120	10:51:35.003
5 -	56.104	29.570	1:25.674	83.15	2.451	10:53:00.677
6 -	55.297	31.178	1:26.475	82.38	3.252	10:54:27.152
7 -	54.804	30.053	1:24.857	83.96	1.634	10:55:52.009
8 -	53.779	29.548	1:23.327 (2)	85.50	0.104	10:57:15.336
9 -	54.677	28.546	1:23.223 (1)	85.60		10:58:38.559
10 -	54.078	29.480	1:23.558 (3)	85.26	0.335	11:00:02.117

P12 39		Luke O HIGGINS		Triumph -		
IDEAL LAP TIME : 1:22.541		BEST LAP TIME : 1:23.293		DIFFERENCE : 0.752		
LAP	SECTOR 1	SECTOR 2	LAP TIME	MPH	DIFF	TIME OF DAY

1 -		IN PIT			P	10:47:58.625
2 -	OUTLAP	31.420	1:53.119	62.98	29.826	10:49:51.744
3 -	56.687	30.181	1:26.868	82.01	3.575	10:51:18.612
4 -	54.721	29.617	1:24.338 (3)	84.47	1.045	10:52:42.950
5 -	55.088	29.373	1:24.461	84.35	1.168	10:54:07.411
6 -	53.795	30.510	1:24.305 (2)	84.51	1.012	10:55:31.716
7 -	54.216	30.367	1:24.583	84.23	1.290	10:56:56.299
8 -	56.268	28.762	1:25.030	83.78	1.737	10:58:21.329
9 -	54.547	28.746	1:23.293 (1)	85.53		10:59:44.622

P13 818 C		Alex BARKER		Yamaha - Barker Woodrow Architects		
IDEAL LAP TIME : 1:23.397		BEST LAP TIME : 1:23.397		DIFFERENCE : 0.000		
LAP	SECTOR 1	SECTOR 2	LAP TIME	MPH	DIFF	TIME OF DAY

1 -						10:46:51.913
2 -	1:05.175	33.270	1:38.445	72.37	15.048	10:48:30.358
3 -	1:00.818	31.170	1:31.988	77.45	8.591	10:50:02.346
4 -	57.937	30.063	1:28.000	80.96	4.603	10:51:30.346
5 -	56.735	30.232	1:26.967	81.92	3.570	10:52:57.313
6 -	55.577	30.219	1:25.796	83.04	2.399	10:54:23.109
7 -	55.539	29.491	1:25.030 (3)	83.78	1.633	10:55:48.139
8 -	54.137	29.260	1:23.397 (1)	85.43		10:57:11.536
9 -	56.331	29.533	1:25.864	82.97	2.467	10:58:37.400
10 -	54.568	29.395	1:23.963 (2)	84.85	0.566	11:00:01.363

P14 52 600		Elliot FRICKER		Honda -		
IDEAL LAP TIME : 1:23.604		BEST LAP TIME : 1:23.604		DIFFERENCE : 0.000		
LAP	SECTOR 1	SECTOR 2	LAP TIME	MPH	DIFF	TIME OF DAY

1 -						10:46:58.502
2 -	1:06.581	35.611	1:42.192	69.71	18.588	10:48:40.694
3 -	59.015	32.266	1:31.281	78.05	7.677	10:50:11.975
4 -	58.943	31.777	1:30.720	78.53	7.116	10:51:42.695
5 -	1:00.064	32.740	1:32.804	76.77	9.200	10:53:15.499
6 -	57.406	30.698	1:28.104 (3)	80.86	4.500	10:54:43.603
7 -	58.927	31.324	1:30.251	78.94	6.647	10:56:13.854
8 -	55.806	30.350	1:26.156 (2)	82.69	2.552	10:57:40.010
9 -	1:00.408	29.285	1:29.693	79.43	6.089	10:59:09.703

Weather / Track : Cloudy / Damp

Donington Park National
Circuit Length = 1.9790 miles
Start: 10:46 Flag 10:59 End: 11:01

BMCRC - MRO Championships 2019 - Rnd 4 @ Donington Park

Team Respro MRO 600 & Rookie 600s

FREE PRACTICE - SECTOR ANALYSIS



SECTOR 1 = FL to I1, SECTOR 2 = I1 to FL, DIFF = Difference To Personal Best Lap, P = Crossed Finish Line in Pit Lane, D = Time Disallowed

10 - 54.406 29.198 1:23.604 (1) 85.21 11:00:33.307

P15 881		David CARSON		Kawasaki - www.TwoDavesRacing.com			
IDEAL LAP TIME : 1:23.986		BEST LAP TIME : 1:23.986		DIFFERENCE : 0.000			
LAP	SECTOR 1	SECTOR 2	LAP TIME	MPH	DIFF	TIME OF DAY	
1 -						10:47:48.935	
2 -	1:07.358	31.674	1:39.032	71.94	15.046	10:49:27.967	
3 -	59.174	30.670	1:29.844	79.30	5.858	10:50:57.811	
4 -	1:00.058	32.234	1:32.292	77.19	8.306	10:52:30.103	
5 -	55.863	29.648	1:25.511 (3)	83.31	1.525	10:53:55.614	
6 -	55.598	30.935	1:26.533	82.33	2.547	10:55:22.147	
7 -	55.091	29.484	1:24.575 (2)	84.24	0.589	10:56:46.722	
8 -	55.800	30.176	1:25.976	82.86	1.990	10:58:12.698	
9 -	54.936	29.050	1:23.986 (1)	84.83		10:59:36.684	

P16 119 600		Christopher SMITH		Yamaha -			
IDEAL LAP TIME : 1:25.442		BEST LAP TIME : 1:25.747		DIFFERENCE : 0.305			
LAP	SECTOR 1	SECTOR 2	LAP TIME	MPH	DIFF	TIME OF DAY	
1 -						10:47:23.685	
2 -	1:02.815	33.372	1:36.187	74.07	10.440	10:48:59.872	
3 -	1:00.528	30.946	1:31.474	77.88	5.727	10:50:31.346	
4 -	57.278	31.523	1:28.801	80.23	3.054	10:52:00.147	
5 -	57.544	30.439	1:27.983 (2)	80.97	2.236	10:53:28.130	
6 -	55.003	30.744	1:25.747 (1)	83.08		10:54:53.877	
7 -	56.309	32.455	1:28.764	80.26	3.017	10:56:22.641	
8 -	56.722	31.611	1:28.333 (3)	80.65	2.586	10:57:50.974	
9 -	59.954	30.732	1:30.686	78.56	4.939	10:59:21.660	

P17 193 600		Jackson LANGLEY		Triumph - J J Racing			
IDEAL LAP TIME : 1:25.880		BEST LAP TIME : 1:26.010		DIFFERENCE : 0.130			
LAP	SECTOR 1	SECTOR 2	LAP TIME	MPH	DIFF	TIME OF DAY	
1 -						10:47:00.210	
2 -	1:06.364	33.755	1:40.119	71.16	14.109	10:48:40.329	
3 -	59.139	32.027	1:31.166	78.15	5.156	10:50:11.495	
4 -	59.476	30.203	1:29.679	79.44	3.669	10:51:41.174	
5 -	57.701	29.578	1:27.279 (2)	81.63	1.269	10:53:08.453	
6 -	56.302	29.708	1:26.010 (1)	82.83		10:54:34.463	
7 -	56.628	30.686	1:27.314 (3)	81.59	1.304	10:56:01.777	
8 -	57.393	33.110	1:30.503	78.72	4.493	10:57:32.280	

P18 21 C		Nick WHITCHER		Yamaha -			
IDEAL LAP TIME : 1:25.955		BEST LAP TIME : 1:26.158		DIFFERENCE : 0.203			
LAP	SECTOR 1	SECTOR 2	LAP TIME	MPH	DIFF	TIME OF DAY	
1 -						10:46:54.720	
2 -	1:04.514	32.229	1:36.743	73.64	10.585	10:48:31.463	
3 -	1:01.961	30.876	1:32.837	76.74	6.679	10:50:04.300	
4 -	58.693	29.928	1:28.621	80.39	2.463	10:51:32.921	
5 -	56.743	29.415	1:26.158 (1)	82.69		10:52:59.079	
6 -	56.540	31.360	1:27.900	81.05	1.742	10:54:26.979	
7 -	56.719	31.058	1:27.777 (3)	81.16	1.619	10:55:54.756	
8 -	57.009	30.709	1:27.718 (2)	81.22	1.560	10:57:22.474	
9 -	57.778	30.629	1:28.407	80.58	2.249	10:58:50.881	
10 -	58.784	31.102	1:29.886	79.26	3.728	11:00:20.767	

P19 75 C		Paul MARLEY		Kawasaki -			
IDEAL LAP TIME : 1:26.374		BEST LAP TIME : 1:26.539		DIFFERENCE : 0.165			
LAP	SECTOR 1	SECTOR 2	LAP TIME	MPH	DIFF	TIME OF DAY	
1 -						10:47:28.733	
2 -	1:03.343	31.804	1:35.147	74.88	8.608	10:49:03.880	

Weather / Track : Cloudy / Damp

Donington Park National
Circuit Length = 1.9790 miles
Start: 10:46 Flag 10:59 End: 11:01

BMCRC - MRO Championships 2019 - Rnd 4 @ Donington Park

Team Respro MRO 600 & Rookie 600s

FREE PRACTICE - SECTOR ANALYSIS



SECTOR 1 = FL to I1, SECTOR 2 = I1 to FL, DIFF = Difference To Personal Best Lap, P = Crossed Finish Line in Pit Lane, D = Time Disallowed

3 -	58.285	30.083	1:28.368	80.62	1.829	10:50:32.248
4 -	56.888	30.954	1:27.842 (3)	81.10	1.303	10:52:00.090
5 -	57.971	30.785	1:28.756	80.27	2.217	10:53:28.846
6 -	57.274	31.100	1:28.374	80.61	1.835	10:54:57.220
7 -	57.053	29.486	1:26.539 (1)	82.32		10:56:23.759
8 -	57.775	29.617	1:27.392 (2)	81.52	0.853	10:57:51.151
9 -	58.531	29.728	1:28.259	80.72	1.720	10:59:19.410

P20 23 Austin WREN		Triumph - Factory Finish				
IDEAL LAP TIME : 1:25.359		BEST LAP TIME : 1:26.642		DIFFERENCE : 1.283		
LAP	SECTOR 1	SECTOR 2	LAP TIME	MPH	DIFF	TIME OF DAY
1 -						10:46:50.980
2 -	1:04.815	31.942	1:36.757 (2)	73.63	10.115	10:48:27.737
3 -	56.760	29.882	1:26.642 (1)	82.23		10:49:54.379
4 -	55.477	IN PIT	1:29.368 P	79.72	2.726	10:51:23.747

P21 16 600 Tom VAUGHAN		Yamaha -				
IDEAL LAP TIME : 1:26.657		BEST LAP TIME : 1:26.657		DIFFERENCE : 0.000		
LAP	SECTOR 1	SECTOR 2	LAP TIME	MPH	DIFF	TIME OF DAY
1 -						10:47:52.436
2 -	1:06.268	31.042	1:37.310	73.21	10.653	10:49:29.746
3 -	58.002	30.489	1:28.491 (2)	80.51	1.834	10:50:58.237
4 -	1:00.341	32.045	1:32.386 (3)	77.11	5.729	10:52:30.623
5 -	56.843	29.814	1:26.657 (1)	82.21		10:53:57.280

P22 661 C Cameron HARRIS		Yamaha - HARRIS PERFORMANCE				
IDEAL LAP TIME : 1:26.901		BEST LAP TIME : 1:26.901		DIFFERENCE : 0.000		
LAP	SECTOR 1	SECTOR 2	LAP TIME	MPH	DIFF	TIME OF DAY
1 -						10:46:47.794
2 -	59.004	30.621	1:29.625 (3)	79.49	2.724	10:48:17.419
3 -	56.992	30.136	1:27.128 (2)	81.77	0.227	10:49:44.547
4 -	56.797	30.104	1:26.901 (1)	81.98		10:51:11.448
5 -	58.455	IN PIT	1:37.820 P	72.83	10.919	10:52:49.268

P23 60 Eddie CROKER		Kawasaki -				
IDEAL LAP TIME : 1:26.352		BEST LAP TIME : 1:27.412		DIFFERENCE : 1.060		
LAP	SECTOR 1	SECTOR 2	LAP TIME	MPH	DIFF	TIME OF DAY
1 -		IN PIT				10:48:32.248
2 -	OUTLAP	34.224	1:55.266	61.81	27.854	10:50:27.514
3 -	59.172	32.956	1:32.128	77.33	4.716	10:51:59.642
4 -	1:00.501	30.720	1:31.221	78.10	3.809	10:53:30.863
5 -	56.155	31.257	1:27.412 (1)	81.50		10:54:58.275
6 -	58.801	30.470	1:29.271	79.80	1.859	10:56:27.546
7 -	58.003	31.041	1:29.044 (3)	80.01	1.632	10:57:56.590
8 -	57.533	30.197	1:27.730 (2)	81.21	0.318	10:59:24.320

P24 44 600 James ROBINSON (R)		Honda - CurrentElec				
IDEAL LAP TIME : 1:28.177		BEST LAP TIME : 1:28.266		DIFFERENCE : 0.089		
LAP	SECTOR 1	SECTOR 2	LAP TIME	MPH	DIFF	TIME OF DAY
1 -						10:46:52.932
2 -	1:05.683	33.944	1:39.627	71.51	11.361	10:48:32.559
3 -	1:04.877	32.408	1:37.285	73.23	9.019	10:50:09.844
4 -	59.051	31.522	1:30.573	78.66	2.307	10:51:40.417
5 -	1:01.844	30.877	1:32.721	76.83	4.455	10:53:13.138
6 -	59.264	30.734	1:29.998 (2)	79.16	1.732	10:54:43.136
7 -	59.117	30.911	1:30.028 (3)	79.13	1.762	10:56:13.164
8 -	57.443	30.823	1:28.266 (1)	80.71		10:57:41.430
9 -	1:05.850	31.150	1:37.000	73.44	8.734	10:59:18.430

Weather / Track : Cloudy / Damp

Donington Park National
Circuit Length = 1.9790 miles
Start: 10:46 Flag 10:59 End: 11:01

BMCRC - MRO Championships 2019 - Rnd 4 @ Donington Park

Team Respro MRO 600 & Rookie 600s

FREE PRACTICE - SECTOR ANALYSIS



SECTOR 1 = FL to I1, SECTOR 2 = I1 to FL, DIFF = Difference To Personal Best Lap, P = Crossed Finish Line in Pit Lane, D = Time Disallowed

P25 675 Samuel SMYTH			Triumph -			
IDEAL LAP TIME : 1:28.032		BEST LAP TIME : 1:28.663		DIFFERENCE : 0.631		
LAP	SECTOR 1	SECTOR 2	LAP TIME	MPH	DIFF	TIME OF DAY
1 -		IN PIT			P	10:49:59.323
2 -	OUTLAP	33.161	1:58.846	59.94	30.183	10:51:58.169
3 -	59.421	30.451	1:29.872 (3)	79.27	1.209	10:53:28.041
4 -	57.581	31.541	1:29.122 (2)	79.94	0.459	10:54:57.163
5 -	59.684	31.780	1:31.464	77.89	2.801	10:56:28.627
6 -	57.954	30.709	1:28.663 (1)	80.35		10:57:57.290
7 -	58.500	31.654	1:30.154	79.02	1.491	10:59:27.444

P26 187 600 David TREVEIL (R)			Yamaha -			
IDEAL LAP TIME : 1:28.562		BEST LAP TIME : 1:29.004		DIFFERENCE : 0.442		
LAP	SECTOR 1	SECTOR 2	LAP TIME	MPH	DIFF	TIME OF DAY
1 -						10:47:03.763
2 -	1:12.968	33.726	1:46.694	66.77	17.690	10:48:50.457
3 -	1:00.239	33.117	1:33.356	76.31	4.352	10:50:23.813
4 -	1:01.427	35.111	1:36.538	73.80	7.534	10:52:00.351
5 -	1:00.239	31.584	1:31.823 (3)	77.59	2.819	10:53:32.174
6 -	57.825	31.179	1:29.004 (1)	80.04		10:55:01.178
7 -	57.383	32.029	1:29.412 (2)	79.68	0.408	10:56:30.590

P27 606 600 Jake ANDERTON (R)			Honda - CurrentElec Limited			
IDEAL LAP TIME : 1:29.314		BEST LAP TIME : 1:29.314		DIFFERENCE : 0.000		
LAP	SECTOR 1	SECTOR 2	LAP TIME	MPH	DIFF	TIME OF DAY
1 -						10:46:49.007
2 -	1:05.497	33.173	1:38.670	72.20	9.356	10:48:27.677
3 -	1:03.863	32.082	1:35.945	74.25	6.631	10:50:03.622
4 -	1:01.636	31.868	1:33.504	76.19	4.190	10:51:37.126
5 -	1:00.332	31.654	1:31.986 (2)	77.45	2.672	10:53:09.112
6 -	1:00.970	32.000	1:32.970	76.63	3.656	10:54:42.082
7 -	1:00.776	31.746	1:32.522 (3)	77.00	3.208	10:56:14.604
8 -	58.087	31.227	1:29.314 (1)	79.77		10:57:43.918
9 -	1:03.721	31.341	1:35.062	74.94	5.748	10:59:18.980

P28 103 600 Tim BANWELL (R)			Yamaha -			
IDEAL LAP TIME : 1:29.797		BEST LAP TIME : 1:29.966		DIFFERENCE : 0.169		
LAP	SECTOR 1	SECTOR 2	LAP TIME	MPH	DIFF	TIME OF DAY
1 -						10:46:58.377
2 -	1:08.083	36.122	1:44.205	68.37	14.239	10:48:42.582
3 -	1:01.798	31.453	1:33.251 (3)	76.40	3.285	10:50:15.833
4 -	59.183	30.783	1:29.966 (1)	79.19		10:51:45.799
5 -	59.832	30.810	1:30.642 (2)	78.60	0.676	10:53:16.441

P29 77 600 Nathan LEGGETT			Yamaha -			
IDEAL LAP TIME : 1:29.909		BEST LAP TIME : 1:30.763		DIFFERENCE : 0.854		
LAP	SECTOR 1	SECTOR 2	LAP TIME	MPH	DIFF	TIME OF DAY
1 -						10:46:59.728
2 -	1:06.259	35.170	1:41.429 (3)	70.24	10.666	10:48:41.157
3 -	1:02.269	30.623	1:32.892 (2)	76.69	2.129	10:50:14.049
4 -	59.286	31.477	1:30.763 (1)	78.49		10:51:44.812
5 -	1:01.336	IN PIT	1:39.039 P	71.93	8.276	10:53:23.851

P30 29 C Charlie STONE			Kawasaki - Loveday autos			
IDEAL LAP TIME : 1:29.798		BEST LAP TIME : 1:30.979		DIFFERENCE : 1.181		
LAP	SECTOR 1	SECTOR 2	LAP TIME	MPH	DIFF	TIME OF DAY
1 -						10:47:02.668
2 -	1:09.018	32.249	1:41.267	70.35	10.288	10:48:43.935

Weather / Track : Cloudy / Damp

Donington Park National
Circuit Length = 1.9790 miles
Start: 10:46 Flag 10:59 End: 11:01

BMCRC - MRO Championships 2019 - Rnd 4 @ Donington Park

Team Respro MRO 600 & Rookie 600s

FREE PRACTICE - SECTOR ANALYSIS



SECTOR 1 = FL to I1, SECTOR 2 = I1 to FL, DIFF = Difference To Personal Best Lap, P = Crossed Finish Line in Pit Lane, D = Time Disallowed

3 -	1:01.359	32.083	1:33.442	76.24	2.463	10:50:17.377
4 -	58.051	32.928	1:30.979 (1)	78.31		10:51:48.356
5 -	1:01.122	31.747	1:32.869 (3)	76.71	1.890	10:53:21.225
6 -	1:00.033	32.809	1:32.842 (2)	76.73	1.863	10:54:54.067
7 -	1:00.764	32.290	1:33.054	76.56	2.075	10:56:27.121

P31 624 600 Matthew FEDRICK (R)			Yamaha - Matthew Fedrick farriers ltd			
IDEAL LAP TIME : 1:31.064		BEST LAP TIME : 1:31.883		DIFFERENCE : 0.819		
LAP	SECTOR 1	SECTOR 2	LAP TIME	MPH	DIFF	TIME OF DAY
1 -		IN PIT			P	10:49:56.470
2 -	OUTLAP	34.981	2:11.535	54.16	39.652	10:52:08.005
3 -	1:03.596	33.993	1:37.589	73.00	5.706	10:53:45.594
4 -	1:02.967	33.564	1:36.531	73.80	4.648	10:55:22.125
5 -	1:00.746	31.439	1:32.185 (3)	77.28	0.302	10:56:54.310
6 -	1:01.174	30.709	1:31.883 (1)	77.54		10:58:26.193
7 -	1:00.355	31.555	1:31.910 (2)	77.51	0.027	10:59:58.103

P32 93 C Jack GRISTWOOD			Suzuki -			
IDEAL LAP TIME : 1:32.433		BEST LAP TIME : 1:32.433		DIFFERENCE : 0.000		
LAP	SECTOR 1	SECTOR 2	LAP TIME	MPH	DIFF	TIME OF DAY
1 -						10:47:13.254
2 -	1:08.824	33.982	1:42.806	69.30	10.373	10:48:56.060
3 -	1:03.857	32.471	1:36.328 (2)	73.96	3.895	10:50:32.388
4 -	1:00.292	32.141	1:32.433 (1)	77.07		10:52:04.821
5 -	1:02.185	35.600	1:37.785 (3)	72.86	5.352	10:53:42.606

P33 170 600 Paul MILLS			Yamaha -			
IDEAL LAP TIME : 1:32.718		BEST LAP TIME : 1:32.718		DIFFERENCE : 0.000		
LAP	SECTOR 1	SECTOR 2	LAP TIME	MPH	DIFF	TIME OF DAY
1 -						10:46:48.881
2 -	1:07.164	34.257	1:41.421	70.24	8.703	10:48:30.302
3 -	1:02.632	32.145	1:34.777	75.17	2.059	10:50:05.079
4 -	1:01.054	32.089	1:33.143 (2)	76.49	0.425	10:51:38.222
5 -	1:00.823	32.879	1:33.702 (3)	76.03	0.984	10:53:11.924
6 -	1:01.870	33.056	1:34.926	75.05	2.208	10:54:46.850
7 -	1:02.203	34.283	1:36.486	73.84	3.768	10:56:23.336
8 -	1:01.881	32.559	1:34.440	75.44	1.722	10:57:57.776
9 -	1:00.642	32.076	1:32.718 (1)	76.84		10:59:30.494

P34 8 C Dave SAUNDERS			Honda -			
IDEAL LAP TIME : 1:31.765		BEST LAP TIME : 1:32.875		DIFFERENCE : 1.110		
LAP	SECTOR 1	SECTOR 2	LAP TIME	MPH	DIFF	TIME OF DAY
1 -						10:46:50.001
2 -	1:07.152	35.109	1:42.261	69.67	9.386	10:48:32.262
3 -	1:02.464	32.312	1:34.776 (3)	75.17	1.901	10:50:07.038
4 -	1:00.343	32.532	1:32.875 (1)	76.71		10:51:39.913
5 -	1:02.289	33.434	1:35.723	74.42	2.848	10:53:15.636
6 -	59.453	33.601	1:33.054 (2)	76.56	0.179	10:54:48.690

P35 41 C Ian RAE			Triumph - Richie ramsay golf.com			
IDEAL LAP TIME : 1:32.802		BEST LAP TIME : 1:33.302		DIFFERENCE : 0.500		
LAP	SECTOR 1	SECTOR 2	LAP TIME	MPH	DIFF	TIME OF DAY
1 -						10:46:54.814
2 -	1:09.874	34.900	1:44.774	68.00	11.472	10:48:39.588
3 -	1:04.958	34.195	1:39.153	71.85	5.851	10:50:18.741
4 -	1:03.778	33.502	1:37.280	73.23	3.978	10:51:56.021
5 -	1:01.388	32.738	1:34.126 (2)	75.69	0.824	10:53:30.147
6 -	1:00.064	33.238	1:33.302 (1)	76.36		10:55:03.449
7 -	1:01.406	32.927	1:34.333 (3)	75.52	1.031	10:56:37.782

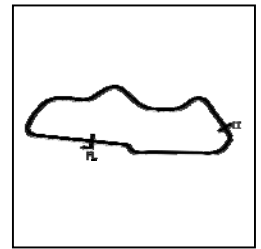
Weather / Track : Cloudy / Damp

Donington Park National
Circuit Length = 1.9790 miles
Start: 10:46 Flag 10:59 End: 11:01

BMCRC - MRO Championships 2019 - Rnd 4 @ Donington Park

Team Respro MRO 600 & Rookie 600s

FREE PRACTICE - SECTOR ANALYSIS



SECTOR 1 = FL to I1, SECTOR 2 = I1 to FL, DIFF = Difference To Personal Best Lap, P = Crossed Finish Line in Pit Lane, D = Time Disallowed

8 -	1:02.202	33.269	1:35.471	74.62	2.169	10:58:13.253
9 -	1:01.984	34.332	1:36.316	73.97	3.014	10:59:49.569

P36	61 600	Adam SYMONDS	Yamaha -			
IDEAL LAP TIME : 1:32.873		BEST LAP TIME : 1:33.447	DIFFERENCE : 0.574			
LAP	SECTOR 1	SECTOR 2	LAP TIME	MPH	DIFF	TIME OF DAY
1 -						10:47:07.349
2 -	1:16.028	36.655	1:52.683	63.22	19.236	10:49:00.032
3 -	1:08.511	31.584	1:40.095	71.17	6.648	10:50:40.127
4 -	1:02.490	31.960	1:34.450 (2)	75.43	1.003	10:52:14.577
5 -	1:01.289	32.158	1:33.447 (1)	76.24		10:53:48.024
6 -	1:04.638	36.400	1:41.038	70.51	7.591	10:55:29.062
7 -	1:03.882	32.887	1:36.769 (3)	73.62	3.322	10:57:05.831

P37	186 600	Stephen WILKINSON	Honda -			
IDEAL LAP TIME : 1:32.970		BEST LAP TIME : 1:33.826	DIFFERENCE : 0.856			
LAP	SECTOR 1	SECTOR 2	LAP TIME	MPH	DIFF	TIME OF DAY
1 -		IN PIT				10:48:09.164
2 -	OUTLAP	34.339	2:02.596	58.11	28.770	10:50:11.760
3 -	1:02.181	31.695	1:33.876 (2)	75.89	0.050	10:51:45.636
4 -	1:01.449	32.377	1:33.826 (1)	75.93		10:53:19.462
5 -	1:01.275	34.355	1:35.630	74.50	1.804	10:54:55.092
6 -	1:02.202	32.670	1:34.872	75.09	1.046	10:56:29.964
7 -	1:01.512	33.305	1:34.817 (3)	75.14	0.991	10:58:04.781
8 -	1:03.869	32.380	1:36.249	74.02	2.423	10:59:41.030

P38	124 600	Sylvie BOTQUELEN	Suzuki -			
IDEAL LAP TIME : 1:36.737		BEST LAP TIME : 1:37.342	DIFFERENCE : 0.605			
LAP	SECTOR 1	SECTOR 2	LAP TIME	MPH	DIFF	TIME OF DAY
1 -						10:46:57.546
2 -	1:09.420	36.730	1:46.150	67.11	8.808	10:48:43.696
3 -	1:05.010	33.984	1:38.994 (3)	71.97	1.652	10:50:22.690
4 -	1:05.077	34.524	1:39.601	71.53	2.259	10:52:02.291
5 -	1:06.874	35.870	1:42.744	69.34	5.402	10:53:45.035
6 -	1:06.554	35.200	1:41.754	70.01	4.412	10:55:26.789
7 -	1:04.026	33.316	1:37.342 (1)	73.19		10:57:04.131
8 -	1:07.523	32.711	1:40.234	71.08	2.892	10:58:44.365
9 -	1:04.839	33.696	1:38.535 (2)	72.30	1.193	11:00:22.900

P39	96 C	Bradley ROBINSON	Kawasaki -			
IDEAL LAP TIME : 1:38.183		BEST LAP TIME : 1:38.183	DIFFERENCE : 0.000			
LAP	SECTOR 1	SECTOR 2	LAP TIME	MPH	DIFF	TIME OF DAY
1 -						10:46:53.426
2 -	1:10.688	34.761	1:45.449 (3)	67.56	7.266	10:48:38.875
3 -	1:04.317	33.866	1:38.183 (1)	72.56		10:50:17.058
4 -	1:04.935	35.746	1:40.681 (2)	70.76	2.498	10:51:57.739

P40	903 600	Jeremy BONSOR	Kawasaki - Orbro Landscapes			
IDEAL LAP TIME : 1:40.138		BEST LAP TIME : 1:40.841	DIFFERENCE : 0.703			
LAP	SECTOR 1	SECTOR 2	LAP TIME	MPH	DIFF	TIME OF DAY
1 -						10:46:57.608
2 -	1:22.725	38.960	2:01.685	58.54	20.844	10:48:59.293
3 -	1:12.284	36.223	1:48.507	65.66	7.666	10:50:47.800
4 -	1:09.758	35.688	1:45.446	67.56	4.605	10:52:33.246
5 -	1:07.660	35.019	1:42.679 (3)	69.38	1.838	10:54:15.925
6 -	1:06.757	35.708	1:42.465 (2)	69.53	1.624	10:55:58.390
7 -	1:05.610	35.231	1:40.841 (1)	70.65		10:57:39.231
8 -	1:10.877	34.528	1:45.405	67.59	4.564	10:59:24.636

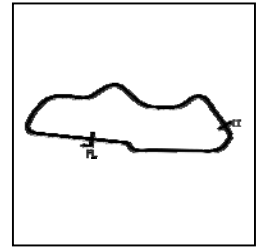
Weather / Track : Cloudy / Damp

Donington Park National
Circuit Length = 1.9790 miles
Start: 10:46 Flag 10:59 End: 11:01

BMCRC - MRO Championships 2019 - Rnd 4 @ Donington Park

Team Respro MRO 600 & Rookie 600s

FREE PRACTICE - SECTOR ANALYSIS



SECTOR 1 = FL to I1, SECTOR 2 = I1 to FL, DIFF = Difference To Personal Best Lap, P = Crossed Finish Line in Pit Lane, D = Time Disallowed

P41 420 600		Teresa FRITH		Kawasaki -			
IDEAL LAP TIME : 1:47.605		BEST LAP TIME : 1:47.763		DIFFERENCE : 0.158			
LAP	SECTOR 1	SECTOR 2	LAP TIME	MPH	DIFF	TIME OF DAY	
1 -						10:46:58.794	
2 -	1:23.028	38.142	2:01.170	58.79	13.407	10:48:59.964	
3 -	1:14.781	36.781	1:51.562	63.86	3.799	10:50:51.526	
4 -	1:11.917	36.572	1:48.489 (2)	65.67	0.726	10:52:40.015	
5 -	1:11.033	36.730	1:47.763 (1)	66.11		10:54:27.778	
6 -	1:13.015	38.009	1:51.024	64.17	3.261	10:56:18.802	
7 -	1:11.239	38.060	1:49.299 (3)	65.18	1.536	10:58:08.101	
8 -	1:13.673	36.984	1:50.657	64.38	2.894	10:59:58.758	

P42 526 600		Michael ARMANI		Honda -			
IDEAL LAP TIME : 1:47.892		BEST LAP TIME : 1:49.575		DIFFERENCE : 1.683			
LAP	SECTOR 1	SECTOR 2	LAP TIME	MPH	DIFF	TIME OF DAY	
1 -						10:46:59.273	
2 -	1:23.600	39.015	2:02.615	58.10	13.040	10:49:01.888	
3 -	1:14.160	37.186	1:51.346	63.98	1.771	10:50:53.234	
4 -	1:11.908	37.667	1:49.575 (1)	65.02		10:52:42.809	
5 -	1:12.184	37.429	1:49.613 (2)	64.99	0.038	10:54:32.422	
6 -	1:11.556	38.831	1:50.387 (3)	64.54	0.812	10:56:22.809	
7 -	1:10.706	IN PIT	1:56.838 P	60.97	7.263	10:58:19.647	

P43 27		Nicole LYNCH		Yamaha - Medlar Racing			
IDEAL LAP TIME :		BEST LAP TIME :		DIFFERENCE :			
LAP	SECTOR 1	SECTOR 2	LAP TIME	MPH	DIFF	TIME OF DAY	
1 -		IN PIT		P		10:54:32.559	
2 -	OUTLAP	IN PIT	2:13.740 P	53.27		10:56:46.299	

BMCRC - MRO Championships 2019 - Rnd 4 @ Donington Park

Team Respro MRO 600 & Rookie 600s

FREE PRACTICE - BEST SECTORS

SECTOR 1			SECTOR 2			IDEAL / BEST COMPARISON						
POS	NO	NAME	TIME	NO	NAME	TIME	POS	NO	NAME	IDEAL	BEST	DIFF
									PERFECT LAP	1:16.044		
1	86	KELMAN	49.127	86	KELMAN	26.917	1	86	KELMAN	1:16.044	1:16.474	0.430
2	84	WOTTON	50.299	84	WOTTON	27.609	2	84	WOTTON	1:17.908	1:17.942	0.034
3	188	KRAWIECKI	51.840	82	SMITH	27.776	3	82	SMITH	1:19.843	1:19.843	0.000
4	861	SHOUBRIDGE	52.053	912	WHITE	28.029	4	188	KRAWIECKI	1:19.908	1:19.908	0.000
5	82	SMITH	52.067	188	KRAWIECKI	28.068	5	861	SHOUBRIDGE	1:21.643	1:22.884	1.241
6	56	MILLS	53.099	81	DUFFETT	28.546	6	912	WHITE	1:21.900	1:21.900	0.000
7	95	ROBERTSON	53.712	39	HIGGINS	28.746	7	56	MILLS	1:21.910	1:22.378	0.468
8	81	DUFFETT	53.779	56	MILLS	28.811	8	81	DUFFETT	1:22.325	1:23.223	0.898
9	39	HIGGINS	53.795	88	STANLEY	28.914	9	39	HIGGINS	1:22.541	1:23.293	0.752
10	912	WHITE	53.871	881	CARSON	29.050	10	95	ROBERTSON	1:23.016	1:23.016	0.000
11	818	BARKER	54.137	52	FRICKER	29.198	11	88	STANLEY	1:23.074	1:23.198	0.124
12	88	STANLEY	54.160	818	BARKER	29.260	12	818	BARKER	1:23.397	1:23.397	0.000
13	52	FRICKER	54.406	95	ROBERTSON	29.304	13	52	FRICKER	1:23.604	1:23.604	0.000
14	881	CARSON	54.936	21	WHITCHER	29.415	14	881	CARSON	1:23.986	1:23.986	0.000
15	119	SMITH	55.003	75	MARLEY	29.486	15	23	WREN	1:25.359	1:26.642	1.283
16	23	WREN	55.477	193	LANGLEY	29.578	16	119	SMITH	1:25.442	1:25.747	0.305
17	60	CROKER	56.155	861	SHOUBRIDGE	29.590	17	193	LANGLEY	1:25.880	1:26.010	0.130
18	193	LANGLEY	56.302	16	VAUGHAN	29.814	18	21	WHITCHER	1:25.955	1:26.158	0.203
19	21	WHITCHER	56.540	23	WREN	29.882	19	60	CROKER	1:26.352	1:27.412	1.060
20	661	HARRIS	56.797	661	HARRIS	30.104	20	75	MARLEY	1:26.374	1:26.539	0.165
21	16	VAUGHAN	56.843	60	CROKER	30.197	21	16	VAUGHAN	1:26.657	1:26.657	0.000
22	75	MARLEY	56.888	119	SMITH	30.439	22	661	HARRIS	1:26.901	1:26.901	0.000
23	187	TREVEIL (R)	57.383	675	SMYTH	30.451	23	675	SMYTH	1:28.032	1:28.663	0.631
24	44	ROBINSON (R)	57.443	77	LEGGETT	30.623	24	44	ROBINSON (R)	1:28.177	1:28.266	0.089
25	675	SMYTH	57.581	624	FEDRICK (R)	30.709	25	187	TREVEIL (R)	1:28.562	1:29.004	0.442
26	29	STONE	58.051	44	ROBINSON (R)	30.734	26	606	ANDERTON (R)	1:29.314	1:29.314	0.000
27	606	ANDERTON (R)	58.087	103	BANWELL (R)	30.783	27	103	BANWELL (R)	1:29.797	1:29.966	0.169
28	103	BANWELL (R)	59.014	187	TREVEIL (R)	31.179	28	29	STONE	1:29.798	1:30.979	1.181
29	77	LEGGETT	59.286	606	ANDERTON (R)	31.227	29	77	LEGGETT	1:29.909	1:30.763	0.854
30	8	SAUNDERS	59.453	61	SYMONDS	31.584	30	624	FEDRICK (R)	1:31.064	1:31.883	0.819
31	41	RAE	1:00.064	186	WILKINSON	31.695	31	8	SAUNDERS	1:31.765	1:32.875	1.110
32	93	GRISTWOOD	1:00.292	29	STONE	31.747	32	93	GRISTWOOD	1:32.433	1:32.433	0.000
33	624	FEDRICK (R)	1:00.355	170	MILLS	32.076	33	170	MILLS	1:32.718	1:32.718	0.000
34	170	MILLS	1:00.642	93	GRISTWOOD	32.141	34	41	RAE	1:32.802	1:33.302	0.500
35	186	WILKINSON	1:01.275	8	SAUNDERS	32.312	35	61	SYMONDS	1:32.873	1:33.447	0.574
36	61	SYMONDS	1:01.289	124	BOTQUELEN	32.711	36	186	WILKINSON	1:32.970	1:33.826	0.856
37	124	BOTQUELEN	1:04.026	41	RAE	32.738	37	124	BOTQUELEN	1:36.737	1:37.342	0.605
38	96	ROBINSON	1:04.317	96	ROBINSON	33.866	38	96	ROBINSON	1:38.183	1:38.183	0.000
39	903	BONSOR	1:05.610	903	BONSOR	34.528	39	903	BONSOR	1:40.138	1:40.841	0.703
40	526	ARMANI	1:10.706	420	FRITH	36.572	40	420	FRITH	1:47.605	1:47.763	0.158
41	420	FRITH	1:11.033	526	ARMANI	37.186	41	526	ARMANI	1:47.892	1:49.575	1.683
42							42	12	BLOCH		1:21.536	
43							43	27	LYNCH			

Weather / Track : Cloudy / Damp

Donington Park National
Circuit Length = 1.9790 miles
Start: 10:46 Flag 10:59 End: 11:01

Results can be found at www.tsl-timing.com

Printed - 11:06 Saturday, 18 May 2019

BMCRC - MRO Championships 2019 - Rnd 4 @ Donington Park

Team Respro MRO 600 & Rookie 600s

QUALIFYING - CLASSIFICATION

POS	NO	CL	PIC NAME	ENTRY	TIME	ON	LAPS	GAP	DIFF	MPH
1	861		1 David SHOUBRIDGE	Kawasaki - Old Garage Legends	1:12.914	11	11			97.71
2	86		2 Jamie KELMAN	Triumph - Phased Out Racing	1:14.004	8	10	1.090	1.090	96.27
3	84		3 Ben WOTTON	Triumph - JAMES JACKSON RACING (JJR) TRIUMPH	1:14.341	9	11	1.427	0.337	95.83
4	82		4 Andrew SMITH	Kawasaki - MSS Performance / Addition Steel	1:14.511	9	11	1.597	0.170	95.61
5	56		5 Michael MILLS	Yamaha - A51 Racing	1:14.787	9	10	1.873	0.276	95.26
6	912	C	1 Michael WHITE	Yamaha - Race Lab Suspension	1:15.068	6	12	2.154	0.281	94.90
7	95		6 Grant ROBERTSON	Kawasaki -	1:15.512	9	10	2.598	0.444	94.35
8	188	C	2 Dawid KRAWIECKI	Yamaha - Code Blue LTD & D A East Electrical	1:16.683	8	10	3.769	1.171	92.91
9	29	C	3 Charlie STONE	Kawasaki - Loveday autos	1:16.791	11	11	3.877	0.108	92.77
10	12	600	1 Cedric BLOCH	Kawasaki - Brigit's Group & SDC Performance	1:16.951	7	9	4.037	0.160	92.58
11	88	C	4 Michael STANLEY	Triumph -	1:17.366	7	9	4.452	0.415	92.09
12	23		7 Austin WREN	Triumph - Factory Finish	1:17.402	10	11	4.488	0.036	92.04
13	21	C	5 Nick WHITCHER	Yamaha -	1:17.404	9	10	4.490	0.002	92.04
14	39		8 Luke O HIGGINS	Triumph -	1:17.489	9	9	4.575	0.085	91.94
15	881		9 David CARSON	Kawasaki - www.TwoDavesRacing.com	1:17.491	8	10	4.577	0.002	91.94
16	52	600	2 Elliot FRICKER	Honda -	1:18.055	9	11	5.141	0.564	91.27
17	661	C	6 Cameron HARRIS	Yamaha - HARRIS PERFORMANCE	1:18.073	11	12	5.159	0.018	91.25
18	16	600	3 Tom VAUGHAN	Yamaha -	1:18.746	5	10	5.832	0.673	90.47
19	81	C	7 Liam DUFFETT	Triumph -	1:19.131	5	6	6.217	0.385	90.03
20	818	C	8 Alex BARKER	Yamaha - Barker Woodrow Architects	1:20.122	6	6	7.208	0.991	88.92
21	75	C	9 Paul MARLEY	Kawasaki -	1:20.380	11	11	7.466	0.258	88.63
22	119	600	4 Christopher SMITH	Yamaha -	1:20.429	8	8	7.515	0.049	88.58
23	104	600	5 Alex ROBINSON (R)	Honda - Boa	1:20.573	10	11	7.659	0.144	88.42
24	675		10 Samuel SMYTH	Triumph -	1:20.820	4	5	7.906	0.247	88.15
25	193	600	6 Jackson LANGLEY	Triumph - J J Racing	1:20.868	4	5	7.954	0.048	88.10
26	41	C	10 Ian RAE	Triumph - Richie ramsay golf.com	1:21.997	9	11	9.083	1.129	86.88
27	60		11 Eddie CROKER	Kawasaki -	1:22.084	3	8	9.170	0.087	86.79
28	77	600	7 Nathan LEGGETT	Yamaha -	1:23.221	10	10	10.307	1.137	85.61
29	8	C	11 Dave SAUNDERS	Honda -	1:23.249	10	10	10.335	0.028	85.58
30	186	600	8 Stephen WILKINSON	Honda -	1:26.378	4	4	13.464	3.129	82.48
31	187	600	9 David TREVEIL (R)	Yamaha -	1:26.389	6	6	13.475	0.011	82.47
32	103	600	10 Tim BANWELL (R)	Yamaha -	1:26.478	7	7	13.564	0.089	82.38
33	624	600	11 Matthew FEDRICK (R)	Yamaha - Matthew Fedrick farriers ltd	1:27.045	9	9	14.131	0.567	81.85
34	61	600	12 Adam SYMONDS	Yamaha -	1:27.101	4	10	14.187	0.056	81.79
35	44	600	13 James ROBINSON (R)	Honda - CurrentElec	1:27.370	10	11	14.456	0.269	81.54
36	27		12 Nicole LYNCH	Yamaha - Medlar Racing	1:27.807	8	9	14.893	0.437	81.13
37	93	C	12 Jack GRISTWOOD	Suzuki -	1:27.951	7	9	15.037	0.144	81.00
38	96	C	13 Bradley ROBINSON	Kawasaki -	1:29.102	5	6	16.188	1.151	79.96
39	170*	600	14 Paul MILLS	Yamaha -	1:29.137	4	9	16.223	0.035	79.92
40	606	600	15 Jake ANDERTON (R)	Honda - CurrentElec Limited	1:30.127	3	10	17.213	0.990	79.05
41	124	600	16 Sylvie BOTQUELEN	Suzuki -	1:35.496	5	5	22.582	5.369	74.60
42	903	600	17 Jeremy BONSOR	Kawasaki - Orbro Landscapes	1:39.276	4	9	26.362	3.780	71.76
43	526	600	18 Michael ARMANI	Honda -	1:42.063	4	7	29.149	2.787	69.80
44	420	600	19 Teresa FRITH	Kawasaki -	1:43.348	5	9	30.434	1.285	68.93

Donington Park National
 Circuit Length = 1.9790 miles
 Start: 14:03 Flag 14:20 End: 14:22

Weather / Track : Cloudy / Dry

These results are provisional until the conclusion of any judicial and technical matters.

Clerk Of Course :	Timekeeper :
-------------------	--------------

Results can be found at www.tsl-timing.com

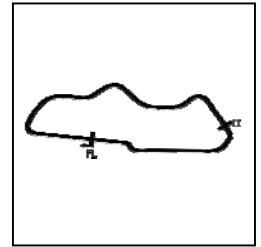
Printed - 14:24 Saturday, 18 May 2019



BMCRC - MRO Championships 2019 - Rnd 4 @ Donington Park

Team Respro MRO 600 & Rookie 600s

QUALIFYING - SECTOR ANALYSIS



SECTOR 1 = FL to I1, SECTOR 2 = I1 to FL, DIFF = Difference To Personal Best Lap, P = Crossed Finish Line in Pit Lane, D = Time Disallowed

P1 861		David SHOUBRIDGE		Kawasaki - Old Garage Legends		
IDEAL LAP TIME : 1:12.914		BEST LAP TIME : 1:12.914		DIFFERENCE : 0.000		
LAP	SECTOR 1	SECTOR 2	LAP TIME	MPH	DIFF	TIME OF DAY
1 -						14:03:35.308
2 -	50.300	26.586	1:16.886	92.66	3.972	14:04:52.194
3 -	48.137	26.170	1:14.307	95.88	1.393	14:06:06.501
4 -	48.420	26.973	1:15.393	94.50	2.479	14:07:21.894
5 -	49.001	26.450	1:15.451	94.42	2.537	14:08:37.345
6 -	47.546	26.143	1:13.689 (3)	96.68	0.775	14:09:51.034
7 -	49.682	28.067	1:17.749	91.63	4.835	14:11:08.783
8 -	1:30.057	26.374	6:02.342	19.66	4:49.428	14:17:11.125
9 -	47.333	25.843	1:13.176 (2)	97.36	0.262	14:18:24.301
10 -	48.575	27.890	1:16.465	93.17	3.551	14:19:40.766
11 -	47.170	25.744	1:12.914 (1)	97.71		14:20:53.680

P2 86		Jamie KELMAN		Triumph - Phased Out Racing		
IDEAL LAP TIME : 1:13.808		BEST LAP TIME : 1:14.004		DIFFERENCE : 0.196		
LAP	SECTOR 1	SECTOR 2	LAP TIME	MPH	DIFF	TIME OF DAY
1 -						14:04:23.141
2 -	52.564	26.765	1:19.329	89.81	5.325	14:05:42.470
3 -	50.131	26.985	1:17.116	92.38	3.112	14:06:59.586
4 -	47.902	27.810	1:15.712	94.10	1.708	14:08:15.298
5 -	49.058	25.995	1:15.053 (3)	94.92	1.049	14:09:30.351
6 -	48.461	27.301	1:15.762	94.03	1.758	14:10:46.113
7 -	OUTLAP	27.214	7:27.786	15.91	6:13.782	14:18:13.899
8 -	48.098	25.906	1:14.004 (1)	96.27		14:19:27.903
9 -	50.065	27.914	1:17.979	91.36	3.975	14:20:45.882
10 -	48.511	26.117	1:14.628 (2)	95.46	0.624	14:22:00.510

P3 84		Ben WOTTON		Triumph - JAMES JACKSON RACING (JJR) TRIUMPH		
IDEAL LAP TIME : 1:13.700		BEST LAP TIME : 1:14.341		DIFFERENCE : 0.641		
LAP	SECTOR 1	SECTOR 2	LAP TIME	MPH	DIFF	TIME OF DAY
1 -						14:03:44.415
2 -	52.805	26.432	1:19.237	89.91	4.896	14:05:03.652
3 -	50.626	27.145	1:17.771	91.61	3.430	14:06:21.423
4 -	49.742	26.596	1:16.338	93.33	1.997	14:07:37.761
5 -	49.900	25.891	1:15.791 (3)	94.00	1.450	14:08:53.552
6 -	47.809	26.542	1:14.351 (2)	95.82	0.010	14:10:07.903
7 -	50.688	27.835	1:18.523	90.73	4.182	14:11:26.426
8 -	54.011	26.704	5:45.660	20.61	4:31.319	14:17:12.086
9 -	48.348	25.993	1:14.341 (1)	95.83		14:18:26.427
10 -	48.790	27.734	1:16.524	93.10	2.183	14:19:42.951
11 -	50.962	26.353	1:17.315	92.15	2.974	14:21:00.266

P4 82		Andrew SMITH		Kawasaki - MSS Performance / Addition Steel		
IDEAL LAP TIME : 1:14.217		BEST LAP TIME : 1:14.511		DIFFERENCE : 0.294		
LAP	SECTOR 1	SECTOR 2	LAP TIME	MPH	DIFF	TIME OF DAY
1 -						14:03:35.782
2 -	53.041	27.160	1:20.201	88.83	5.690	14:04:55.983
3 -	50.360	27.857	1:18.217	91.08	3.706	14:06:14.200
4 -	49.296	26.229	1:15.525	94.33	1.014	14:07:29.725
5 -	50.472	26.647	1:17.119	92.38	2.608	14:08:46.844
6 -	50.878	26.269	1:17.147	92.35	2.636	14:10:03.991
7 -	51.633	27.416	1:19.049	90.12	4.538	14:11:23.040
8 -	3:39.995	26.437	5:48.515	20.44	4:34.004	14:17:11.555
9 -	48.587	25.924	1:14.511 (1)	95.61		14:18:26.066
10 -	48.826	26.630	1:15.456 (3)	94.42	0.945	14:19:41.522
11 -	48.293	27.156	1:15.449 (2)	94.42	0.938	14:20:56.971

Weather / Track : Cloudy / Dry

Donington Park National
Circuit Length = 1.9790 miles
Start: 14:03 Flag 14:20 End: 14:22

BMCRC - MRO Championships 2019 - Rnd 4 @ Donington Park

Team Respro MRO 600 & Rookie 600s

QUALIFYING - SECTOR ANALYSIS



SECTOR 1 = FL to I1, SECTOR 2 = I1 to FL, DIFF = Difference To Personal Best Lap, P = Crossed Finish Line in Pit Lane, D = Time Disallowed

P5 56		Michael MILLS		Yamaha - A51 Racing		
IDEAL LAP TIME : 1:14.581		BEST LAP TIME : 1:14.787		DIFFERENCE : 0.206		
LAP	SECTOR 1	SECTOR 2	LAP TIME	MPH	DIFF	TIME OF DAY
1 -						14:04:10.455
2 -	51.656	27.624	1:19.280	89.86	4.493	14:05:29.735
3 -	51.750	26.736	1:18.486	90.77	3.699	14:06:48.221
4 -	51.525	28.223	1:19.748	89.33	4.961	14:08:07.969
5 -	49.712	26.577	1:16.289 (3)	93.39	1.502	14:09:24.258
6 -	49.829	26.752	1:16.581	93.03	1.794	14:10:40.839
7 -	OUTLAP	26.805	6:54.444	17.19	5:39.657	14:17:35.283
8 -	48.947	25.923	1:14.870 (2)	95.16	0.083	14:18:50.153
9 -	48.658	26.129	1:14.787 (1)	95.26		14:20:04.940
10 -	50.433	26.053	1:16.486	93.14	1.699	14:21:21.426

P6 912 C		Michael WHITE		Yamaha - Race Lab Suspension		
IDEAL LAP TIME : 1:15.068		BEST LAP TIME : 1:15.068		DIFFERENCE : 0.000		
LAP	SECTOR 1	SECTOR 2	LAP TIME	MPH	DIFF	TIME OF DAY
1 -						14:03:42.768
2 -	52.495	27.060	1:19.555	89.55	4.487	14:05:02.323
3 -	51.173	26.892	1:18.065	91.26	2.997	14:06:20.388
4 -	50.071	26.611	1:16.682	92.91	1.614	14:07:37.070
5 -	50.031	26.748	1:16.779	92.79	1.711	14:08:53.849
6 -	48.462	26.606	1:15.068 (1)	94.90		14:10:08.917
7 -	51.016	28.429	1:19.445	89.68	4.377	14:11:28.362
8 -	1:06.131	3:17.806	4:23.937	26.99	3:08.869	14:15:52.299
9 -	54.054	26.870	1:20.924	88.04	5.856	14:17:13.223
10 -	49.827	31.935	1:21.762	87.13	6.694	14:18:34.985
11 -	48.828	27.256	1:16.084 (2)	93.64	1.016	14:19:51.069
12 -	49.853	26.755	1:16.608 (3)	93.00	1.540	14:21:07.677

P7 95		Grant ROBERTSON		Kawasaki -		
IDEAL LAP TIME : 1:15.512		BEST LAP TIME : 1:15.512		DIFFERENCE : 0.000		
LAP	SECTOR 1	SECTOR 2	LAP TIME	MPH	DIFF	TIME OF DAY
1 -						14:03:52.296
2 -	55.861	28.164	1:24.025	84.79	8.513	14:05:16.321
3 -	51.579	27.170	1:18.749	90.47	3.237	14:06:35.070
4 -	51.041	26.728	1:17.769	91.61	2.257	14:07:52.839
5 -	50.614	27.189	1:17.803	91.57	2.291	14:09:10.642
6 -	50.609	26.632	1:17.241 (2)	92.23	1.729	14:10:27.883
7 -	OUTLAP	27.413	7:03.357	16.82	5:47.845	14:17:31.240
8 -	50.988	26.627	1:17.615 (3)	91.79	2.103	14:18:48.855
9 -	49.269	26.243	1:15.512 (1)	94.35		14:20:04.367
10 -	51.730	27.510	1:19.240	89.91	3.728	14:21:23.607

P8 188 C		Dawid KRAWIECKI		Yamaha - Code Blue LTD & D A East Electrical		
IDEAL LAP TIME : 1:16.672		BEST LAP TIME : 1:16.683		DIFFERENCE : 0.011		
LAP	SECTOR 1	SECTOR 2	LAP TIME	MPH	DIFF	TIME OF DAY
1 -						14:04:10.836
2 -	51.785	27.759	1:19.544	89.56	2.861	14:05:30.380
3 -	51.965	26.928	1:18.893	90.30	2.210	14:06:49.273
4 -	51.460	27.866	1:19.326	89.81	2.643	14:08:08.599
5 -	49.829	27.986	1:17.815 (3)	91.55	1.132	14:09:26.414
6 -	51.030	28.371	1:19.401	89.72	2.718	14:10:45.815
7 -	55.517	27.072	6:27.272	18.39	5:10.589	14:17:13.087
8 -	49.744	26.939	1:16.683 (1)	92.91		14:18:29.770
9 -	50.387	28.491	1:18.878	90.32	2.195	14:19:48.648
10 -	50.360	26.954	1:17.314 (2)	92.15	0.631	14:21:05.962

Weather / Track : Cloudy / Dry

Donington Park National
Circuit Length = 1.9790 miles
Start: 14:03 Flag 14:20 End: 14:22

BMCRC - MRO Championships 2019 - Rnd 4 @ Donington Park

Team Respro MRO 600 & Rookie 600s

QUALIFYING - SECTOR ANALYSIS



SECTOR 1 = FL to I1, SECTOR 2 = I1 to FL, DIFF = Difference To Personal Best Lap, P = Crossed Finish Line in Pit Lane, D = Time Disallowed

P9 29 C Charlie STONE			Kawasaki - Loveday autos			
IDEAL LAP TIME : 1:16.666		BEST LAP TIME : 1:16.791		DIFFERENCE : 0.125		
LAP	SECTOR 1	SECTOR 2	LAP TIME	MPH	DIFF	TIME OF DAY
1 -						14:04:31.591
2 -	53.919	27.695	1:21.614	87.29	4.823	14:05:53.205
3 -	52.257	29.105	1:21.362	87.56	4.571	14:07:14.567
4 -	51.622	27.386	1:19.008	90.17	2.217	14:08:33.575
5 -	50.787	27.401	1:18.188	91.12	1.397	14:09:51.763
6 -	52.205	27.077	1:19.282	89.86	2.491	14:11:11.045
7 -	1:03.847	3:37.666	4:41.513	25.30	3:24.722	14:15:52.558
8 -	55.702	26.860	1:22.562	86.29	5.771	14:17:15.120
9 -	49.976	26.852	1:16.828 (2)	92.73	0.037	14:18:31.948
10 -	49.953	27.574	1:17.527 (3)	91.89	0.736	14:19:49.475
11 -	49.814	26.977	1:16.791 (1)	92.77		14:21:06.266

P10 12 600 Cedric BLOCH			Kawasaki - Brigit's Group & SDC Performance			
IDEAL LAP TIME : 1:16.813		BEST LAP TIME : 1:16.951		DIFFERENCE : 0.138		
LAP	SECTOR 1	SECTOR 2	LAP TIME	MPH	DIFF	TIME OF DAY
1 -		IN PIT			P	14:05:13.640
2 -	OUTLAP	28.227	1:36.907	73.52	19.956	14:06:50.547
3 -	50.860	27.913	1:18.773 (3)	90.44	1.822	14:08:09.320
4 -	50.730	28.080	1:18.810	90.40	1.859	14:09:28.130
5 -	50.821	29.066	1:19.887	89.18	2.936	14:10:48.017
6 -	2:51.984	27.680	6:25.504	18.48	5:08.553	14:17:13.521
7 -	50.239	26.712	1:16.951 (1)	92.58		14:18:30.472
8 -	51.280	28.492	1:19.772	89.31	2.821	14:19:50.244
9 -	50.101	27.101	1:17.202 (2)	92.28	0.251	14:21:07.446

P11 88 C Michael STANLEY			Triumph -			
IDEAL LAP TIME : 1:17.366		BEST LAP TIME : 1:17.366		DIFFERENCE : 0.000		
LAP	SECTOR 1	SECTOR 2	LAP TIME	MPH	DIFF	TIME OF DAY
1 -		IN PIT			P	14:05:27.656
2 -	OUTLAP	29.065	1:40.180	71.11	22.814	14:07:07.836
3 -	54.610	28.671	1:23.281	85.54	5.915	14:08:31.117
4 -	51.800	28.410	1:20.210	88.82	2.844	14:09:51.327
5 -	53.110	27.416	1:20.526	88.47	3.160	14:11:11.853
6 -	55.689	27.307	6:02.541	19.65	4:45.175	14:17:14.394
7 -	50.193	27.173	1:17.366 (1)	92.09		14:18:31.760
8 -	50.826	28.763	1:19.589 (3)	89.51	2.223	14:19:51.349
9 -	51.309	27.547	1:18.856 (2)	90.35	1.490	14:21:10.205

P12 23 Austin WREN			Triumph - Factory Finish			
IDEAL LAP TIME : 1:17.402		BEST LAP TIME : 1:17.402		DIFFERENCE : 0.000		
LAP	SECTOR 1	SECTOR 2	LAP TIME	MPH	DIFF	TIME OF DAY
1 -						14:04:03.124
2 -	55.825	28.335	1:24.160	84.65	6.758	14:05:27.284
3 -	52.785	27.367	1:20.152	88.88	2.750	14:06:47.436
4 -	52.294	28.764	1:21.058	87.89	3.656	14:08:08.494
5 -	51.280	28.177	1:19.457	89.66	2.055	14:09:27.951
6 -	50.840	28.039	1:18.879	90.32	1.477	14:10:46.830
7 -	52.309	4:17.078	5:09.387	23.02	3:51.985	14:15:56.217
8 -	58.623	27.612	1:26.235	82.61	8.833	14:17:22.452
9 -	51.580	27.182	1:18.762 (3)	90.45	1.360	14:18:41.214
10 -	50.416	26.986	1:17.402 (1)	92.04		14:19:58.616
11 -	51.440	27.077	1:18.517 (2)	90.74	1.115	14:21:17.133

P13 21 C Nick WHITCHER			Yamaha -			
IDEAL LAP TIME : 1:17.404		BEST LAP TIME : 1:17.404		DIFFERENCE : 0.000		
LAP	SECTOR 1	SECTOR 2	LAP TIME	MPH	DIFF	TIME OF DAY

Weather / Track : Cloudy / Dry

Donington Park National
Circuit Length = 1.9790 miles
Start: 14:03 Flag 14:20 End: 14:22

BMCRC - MRO Championships 2019 - Rnd 4 @ Donington Park

Team Respro MRO 600 & Rookie 600s

QUALIFYING - SECTOR ANALYSIS



SECTOR 1 = FL to I1, SECTOR 2 = I1 to FL, DIFF = Difference To Personal Best Lap, P = Crossed Finish Line in Pit Lane, D = Time Disallowed

1 -							14:03:37.660
2 -	54.220	27.854	1:22.074	86.80	4.670		14:04:59.734
3 -	53.638	27.296	1:20.934	88.03	3.530		14:06:20.668
4 -	52.737	27.080	1:19.817	89.26	2.413		14:07:40.485
5 -	51.920	28.330	1:20.250	88.78	2.846		14:09:00.735
6 -	51.318	27.062	1:18.380 (2)	90.89	0.976		14:10:19.115
7 -	OUTLAP	30.900	7:10.938	16.53	5:53.534		14:17:30.053
8 -	51.497	27.725	1:19.222	89.93	1.818		14:18:49.275
9 -	50.469	26.935	1:17.404 (1)	92.04			14:20:06.679
10 -	51.251	27.238	1:18.489 (3)	90.77	1.085		14:21:25.168

P14 39		Luke O HIGGINS		Triumph -			
IDEAL LAP TIME : 1:17.489		BEST LAP TIME : 1:17.489		DIFFERENCE : 0.000			
LAP	SECTOR 1	SECTOR 2	LAP TIME	MPH	DIFF	TIME OF DAY	
1 -		IN PIT					P 14:04:48.192
2 -	OUTLAP	29.089	1:39.888	71.32	22.399		14:06:28.080
3 -	52.615	27.745	1:20.360	88.65	2.871		14:07:48.440
4 -	52.990	27.926	1:20.916	88.04	3.427		14:09:09.356
5 -	52.041	27.320	1:19.361 (2)	89.77	1.872		14:10:28.717
6 -	OUTLAP	27.538	7:38.306	15.54	6:20.817		14:18:07.023
7 -	51.727	27.702	1:19.429 (3)	89.69	1.940		14:19:26.452
8 -	51.515	27.936	1:19.451	89.67	1.962		14:20:45.903
9 -	50.818	26.671	1:17.489 (1)	91.94			14:22:03.392

P15 881		David CARSON		Kawasaki - www.TwoDavesRacing.com			
IDEAL LAP TIME : 1:17.491		BEST LAP TIME : 1:17.491		DIFFERENCE : 0.000			
LAP	SECTOR 1	SECTOR 2	LAP TIME	MPH	DIFF	TIME OF DAY	
1 -		IN PIT					P 14:05:09.134
2 -	OUTLAP	29.766	1:50.739	64.33	33.248		14:06:59.873
3 -	53.903	28.170	1:22.073	86.80	4.582		14:08:21.946
4 -	52.258	27.449	1:19.707	89.38	2.216		14:09:41.653
5 -	51.690	27.626	1:19.316 (3)	89.82	1.825		14:11:00.969
6 -	58.828	3:56.759	4:55.587	24.10	3:38.096		14:15:56.556
7 -	1:02.233	28.020	1:30.253	78.94	12.762		14:17:26.809
8 -	50.288	27.203	1:17.491 (1)	91.94			14:18:44.300
9 -	51.171	27.863	1:19.034 (2)	90.14	1.543		14:20:03.334
10 -	51.771	27.655	1:19.426	89.70	1.935		14:21:22.760

P16 52 600		Elliot FRICKER		Honda -			
IDEAL LAP TIME : 1:18.055		BEST LAP TIME : 1:18.055		DIFFERENCE : 0.000			
LAP	SECTOR 1	SECTOR 2	LAP TIME	MPH	DIFF	TIME OF DAY	
1 -							14:03:57.922
2 -	56.760	28.712	1:25.472	83.35	7.417		14:05:23.394
3 -	53.060	28.041	1:21.101	87.84	3.046		14:06:44.495
4 -	52.602	28.301	1:20.903	88.06	2.848		14:08:05.398
5 -	52.601	27.762	1:20.363 (3)	88.65	2.308		14:09:25.761
6 -	51.699	28.970	1:20.669	88.31	2.614		14:10:46.430
7 -	52.059	4:15.398	5:07.457	23.17	3:49.402		14:15:53.887
8 -	59.675	27.911	1:27.586	81.34	9.531		14:17:21.473
9 -	50.619	27.436	1:18.055 (1)	91.27			14:18:39.528
10 -	51.259	27.496	1:18.755 (2)	90.46	0.700		14:19:58.283
11 -	52.840	28.265	1:21.105	87.84	3.050		14:21:19.388

P17 661 C		Cameron HARRIS		Yamaha - HARRIS PERFORMANCE			
IDEAL LAP TIME : 1:17.798		BEST LAP TIME : 1:18.073		DIFFERENCE : 0.275			
LAP	SECTOR 1	SECTOR 2	LAP TIME	MPH	DIFF	TIME OF DAY	
1 -							14:03:36.773
2 -	53.699	27.990	1:21.689	87.21	3.616		14:04:58.462
3 -	51.892	27.485	1:19.377	89.75	1.304		14:06:17.839
4 -	52.109	27.521	1:19.630	89.47	1.557		14:07:37.469

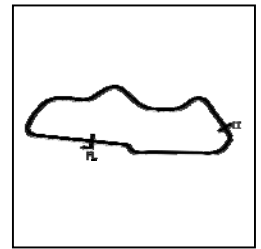
Weather / Track : Cloudy / Dry

Donington Park National
Circuit Length = 1.9790 miles
Start: 14:03 Flag 14:20 End: 14:22

BMCRC - MRO Championships 2019 - Rnd 4 @ Donington Park

Team Respro MRO 600 & Rookie 600s

QUALIFYING - SECTOR ANALYSIS



SECTOR 1 = FL to I1, SECTOR 2 = I1 to FL, DIFF = Difference To Personal Best Lap, P = Crossed Finish Line in Pit Lane, D = Time Disallowed

5 -	51.722	27.009	1:18.731 (3)	90.49	0.658	14:08:56.200
6 -	50.863	27.238	1:18.101 (2)	91.22	0.028	14:10:14.301
7 -	53.443	27.104	1:20.547	88.45	2.474	14:11:34.848
8 -	1:08.553	3:09.762	4:18.315	27.58	3:00.242	14:15:53.163
9 -	58.788	27.667	1:26.455	82.40	8.382	14:17:19.618
10 -	52.150	27.438	1:19.588	89.51	1.515	14:18:39.206
11 -	51.138	26.935	1:18.073 (1)	91.25		14:19:57.279
12 -	52.223	27.130	1:19.353	89.78	1.280	14:21:16.632

P18 16 600 Tom VAUGHAN			Yamaha -			
IDEAL LAP TIME : 1:18.746		BEST LAP TIME : 1:18.746		DIFFERENCE : 0.000		
LAP	SECTOR 1	SECTOR 2	LAP TIME	MPH	DIFF	TIME OF DAY
1 -						14:04:45.899
2 -	1:00.316	29.439	1:29.755	79.37	11.009	14:06:15.654
3 -	52.396	27.966	1:20.362	88.65	1.616	14:07:36.016
4 -	52.606	27.252	1:19.858	89.21	1.112	14:08:55.874
5 -	51.706	27.040	1:18.746 (1)	90.47		14:10:14.620
6 -	1:17.220	3:17.945	5:59.994	19.79	4:41.248	14:16:14.614
7 -	1:00.578	27.971	1:28.549	80.45	9.803	14:17:43.163
8 -	53.766	27.930	1:21.696	87.20	2.950	14:19:04.859
9 -	51.923	27.285	1:19.208 (2)	89.94	0.462	14:20:24.067
10 -	52.272	27.290	1:19.562 (3)	89.54	0.816	14:21:43.629

P19 81 C Liam DUFFETT			Triumph -			
IDEAL LAP TIME : 1:18.734		BEST LAP TIME : 1:19.131		DIFFERENCE : 0.397		
LAP	SECTOR 1	SECTOR 2	LAP TIME	MPH	DIFF	TIME OF DAY
1 -						14:03:39.466
2 -	55.038	27.906	1:22.944	85.89	3.813	14:05:02.410
3 -	53.379	28.254	1:21.633	87.27	2.502	14:06:24.043
4 -	52.425	27.441	1:19.866 (3)	89.20	0.735	14:07:43.909
5 -	51.293	27.838	1:19.131 (1)	90.03		14:09:03.040
6 -	51.577	28.179	1:19.756 (2)	89.33	0.625	14:10:22.796

P20 818 C Alex BARKER			Yamaha - Barker Woodrow Architects			
IDEAL LAP TIME : 1:18.722		BEST LAP TIME : 1:20.122		DIFFERENCE : 1.400		
LAP	SECTOR 1	SECTOR 2	LAP TIME	MPH	DIFF	TIME OF DAY
1 -						14:03:42.872
2 -	58.006	29.193	1:27.199	81.70	7.077	14:05:10.071
3 -	52.868	27.931	1:20.799 (2)	88.17	0.677	14:06:30.870
4 -	53.306	27.684	1:20.990	87.96	0.868	14:07:51.860
5 -	53.419	27.436	1:20.855 (3)	88.11	0.733	14:09:12.715
6 -	52.945	27.177	1:20.122 (1)	88.92		14:10:32.837

P21 75 C Paul MARLEY			Kawasaki -			
IDEAL LAP TIME : 1:20.070		BEST LAP TIME : 1:20.380		DIFFERENCE : 0.310		
LAP	SECTOR 1	SECTOR 2	LAP TIME	MPH	DIFF	TIME OF DAY
1 -						14:03:43.951
2 -	57.799	28.903	1:26.702	82.17	6.322	14:05:10.653
3 -	52.901	28.022	1:20.923 (2)	88.04	0.543	14:06:31.576
4 -	53.056	27.965	1:21.021	87.93	0.641	14:07:52.597
5 -	53.087	27.844	1:20.931 (3)	88.03	0.551	14:09:13.528
6 -	54.087	27.756	1:21.843	87.05	1.463	14:10:35.371
7 -	54.297	4:25.325	5:19.622	22.29	3:59.242	14:15:54.993
8 -	59.565	28.542	1:28.107	80.86	7.727	14:17:23.100
9 -	52.733	42.668	1:35.401	74.68	15.021	14:18:58.501
10 -	53.729	28.091	1:21.820	87.07	1.440	14:20:20.321
11 -	52.314	28.066	1:20.380 (1)	88.63		14:21:40.701

Weather / Track : Cloudy / Dry

Donington Park National
Circuit Length = 1.9790 miles
Start: 14:03 Flag 14:20 End: 14:22

BMCRC - MRO Championships 2019 - Rnd 4 @ Donington Park

Team Respro MRO 600 & Rookie 600s

QUALIFYING - SECTOR ANALYSIS



SECTOR 1 = FL to I1, SECTOR 2 = I1 to FL, DIFF = Difference To Personal Best Lap, P = Crossed Finish Line in Pit Lane, D = Time Disallowed

P22 119 600 Christopher SMITH			Yamaha -			
IDEAL LAP TIME : 1:20.429		BEST LAP TIME : 1:20.429		DIFFERENCE : 0.000		
LAP	SECTOR 1	SECTOR 2	LAP TIME	MPH	DIFF	TIME OF DAY
1 -						14:04:48.887
2 -	58.447	29.862	1:28.309	80.67	7.880	14:06:17.196
3 -	53.346	28.511	1:21.857 (3)	87.03	1.428	14:07:39.053
4 -	53.112	29.303	1:22.415	86.44	1.986	14:09:01.468
5 -	52.626	28.132	1:20.758 (2)	88.22	0.329	14:10:22.226
6 -		IN PIT	7:48.304 P	15.21	6:27.875	14:18:10.530
7 -	OUTLAP	30.313	1:41.526	70.17	21.097	14:19:52.056
8 -	52.343	28.086	1:20.429 (1)	88.58		14:21:12.485

P23 104 600 Alex ROBINSON (R)			Honda - Boa			
IDEAL LAP TIME : 1:20.419		BEST LAP TIME : 1:20.573		DIFFERENCE : 0.154		
LAP	SECTOR 1	SECTOR 2	LAP TIME	MPH	DIFF	TIME OF DAY
1 -						14:03:45.930
2 -	1:00.804	29.298	1:30.102	79.07	9.529	14:05:16.032
3 -	55.490	29.014	1:24.504	84.31	3.931	14:06:40.536
4 -	54.233	38.034	1:32.267	77.21	11.694	14:08:12.803
5 -	53.953	28.316	1:22.269	86.60	1.696	14:09:35.072
6 -	53.180	30.293	1:23.473	85.35	2.900	14:10:58.545
7 -	55.228	3:58.838	4:54.066	24.22	3:33.493	14:15:52.611
8 -	58.493	28.624	1:27.117	81.78	6.544	14:17:19.728
9 -	53.516	28.474	1:21.990 (3)	86.89	1.417	14:18:41.718
10 -	52.667	27.906	1:20.573 (1)	88.42		14:20:02.291
11 -	53.579	27.752	1:21.331 (2)	87.60	0.758	14:21:23.622

P24 675 Samuel SMYTH			Triumph -			
IDEAL LAP TIME : 1:20.820		BEST LAP TIME : 1:20.820		DIFFERENCE : 0.000		
LAP	SECTOR 1	SECTOR 2	LAP TIME	MPH	DIFF	TIME OF DAY
1 -		IN PIT			P	14:05:40.045
2 -	OUTLAP	29.939	1:39.840	71.36	19.020	14:07:19.885
3 -	54.148	28.187	1:22.335 (2)	86.53	1.515	14:08:42.220
4 -	53.063	27.757	1:20.820 (1)	88.15		14:10:03.040
5 -	55.219	29.907	1:25.126 (3)	83.69	4.306	14:11:28.166

P25 193 600 Jackson LANGLEY			Triumph - J J Racing			
IDEAL LAP TIME : 1:20.530		BEST LAP TIME : 1:20.868		DIFFERENCE : 0.338		
LAP	SECTOR 1	SECTOR 2	LAP TIME	MPH	DIFF	TIME OF DAY
1 -						14:04:26.440
2 -	57.252	29.302	1:26.554	82.31	5.686	14:05:52.994
3 -	54.831	28.778	1:23.609 (3)	85.21	2.741	14:07:16.603
4 -	53.090	27.778	1:20.868 (1)	88.10		14:08:37.471
5 -	53.646	27.440	1:21.086 (2)	87.86	0.218	14:09:58.557

P26 41 C Ian RAE			Triumph - Richie ramsay golf.com			
IDEAL LAP TIME : 1:21.997		BEST LAP TIME : 1:21.997		DIFFERENCE : 0.000		
LAP	SECTOR 1	SECTOR 2	LAP TIME	MPH	DIFF	TIME OF DAY
1 -						14:04:03.017
2 -	58.783	30.892	1:29.675	79.44	7.678	14:05:32.692
3 -	1:00.071	30.501	1:30.572	78.66	8.575	14:07:03.264
4 -	58.313	29.475	1:27.788	81.15	5.791	14:08:31.052
5 -	54.226	28.901	1:23.127 (3)	85.70	1.130	14:09:54.179
6 -	56.360	29.536	1:25.896	82.94	3.899	14:11:20.075
7 -	1:01.335	3:52.929	4:54.264	24.21	3:32.267	14:16:14.339
8 -	1:02.056	29.703	1:31.759	77.64	9.762	14:17:46.098
9 -	53.266	28.731	1:21.997 (1)	86.88		14:19:08.095
10 -	54.319	29.045	1:23.364	85.46	1.367	14:20:31.459
11 -	53.940	28.782	1:22.722 (2)	86.12	0.725	14:21:54.181

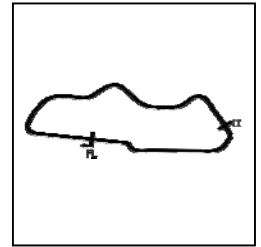
Weather / Track : Cloudy / Dry

Donington Park National
Circuit Length = 1.9790 miles
Start: 14:03 Flag 14:20 End: 14:22

BMCRC - MRO Championships 2019 - Rnd 4 @ Donington Park

Team Respro MRO 600 & Rookie 600s

QUALIFYING - SECTOR ANALYSIS



SECTOR 1 = FL to I1, SECTOR 2 = I1 to FL, DIFF = Difference To Personal Best Lap, P = Crossed Finish Line in Pit Lane, D = Time Disallowed

P27 60		Eddie CROKER		Kawasaki -			
IDEAL LAP TIME : 1:21.455		BEST LAP TIME : 1:22.084		DIFFERENCE : 0.629			
LAP	SECTOR 1	SECTOR 2	LAP TIME	MPH	DIFF	TIME OF DAY	
1 -						14:04:57.817	
2 -	58.039	30.263	1:28.302	80.68	6.218	14:06:26.119	
3 -	53.803	28.281	1:22.084 (1)	86.79		14:07:48.203	
4 -	54.427	27.993	1:22.420 (2)	86.44	0.336	14:09:10.623	
5 -	56.581	27.882	1:24.463 (3)	84.35	2.379	14:10:35.086	
6 -	53.573	4:23.087	5:16.660	22.49	3:54.576	14:15:51.746	
7 -	1:01.491	28.168	1:29.659	79.46	7.575	14:17:21.405	
8 -	53.870	IN PIT	2:00.873 P	58.94	38.789	14:19:22.278	

P28 77 600		Nathan LEGGETT		Yamaha -			
IDEAL LAP TIME : 1:23.083		BEST LAP TIME : 1:23.221		DIFFERENCE : 0.138			
LAP	SECTOR 1	SECTOR 2	LAP TIME	MPH	DIFF	TIME OF DAY	
1 -		IN PIT				14:05:12.111	
2 -	OUTLAP	30.368	1:50.644	64.39	27.423	14:07:02.755	
3 -	1:01.195	31.123	1:32.318	77.17	9.097	14:08:35.073	
4 -	56.365	29.279	1:25.644 (3)	83.18	2.423	14:10:00.717	
5 -	56.837	31.447	1:28.284	80.70	5.063	14:11:29.001	
6 -	1:12.805	3:33.671	4:46.476	24.86	3:23.255	14:16:15.477	
7 -	1:05.852	30.465	1:36.317	73.97	13.096	14:17:51.794	
8 -	54.775	31.118	1:25.893	82.94	2.672	14:19:17.687	
9 -	56.613	28.652	1:25.265 (2)	83.55	2.044	14:20:42.952	
10 -	54.431	28.790	1:23.221 (1)	85.61		14:22:06.173	

P29 8 C		Dave SAUNDERS		Honda -			
IDEAL LAP TIME : 1:23.011		BEST LAP TIME : 1:23.249		DIFFERENCE : 0.238			
LAP	SECTOR 1	SECTOR 2	LAP TIME	MPH	DIFF	TIME OF DAY	
1 -		IN PIT				14:05:20.044	
2 -	OUTLAP	30.285	1:48.625	65.58	25.376	14:07:08.669	
3 -	57.781	30.337	1:28.118	80.85	4.869	14:08:36.787	
4 -	55.195	29.150	1:24.345	84.47	1.096	14:10:01.132	
5 -	57.603	30.458	1:28.061	80.90	4.812	14:11:29.193	
6 -	1:11.671	3:33.009	4:44.680	25.02	3:21.431	14:16:13.873	
7 -	1:00.009	28.889	1:28.898	80.14	5.649	14:17:42.771	
8 -	55.143	28.875	1:24.018 (3)	84.79	0.769	14:19:06.789	
9 -	55.168	28.290	1:23.458 (2)	85.36	0.209	14:20:30.247	
10 -	54.721	28.528	1:23.249 (1)	85.58		14:21:53.496	

P30 186 600		Stephen WILKINSON		Honda -			
IDEAL LAP TIME : 1:25.792		BEST LAP TIME : 1:26.378		DIFFERENCE : 0.586			
LAP	SECTOR 1	SECTOR 2	LAP TIME	MPH	DIFF	TIME OF DAY	
1 -		IN PIT				14:05:36.016	
2 -	OUTLAP	31.135	1:44.287	68.31	17.909	14:07:20.303	
3 -	56.718	29.945	1:26.663 (2)	82.21	0.285	14:08:46.966	
4 -	55.847	30.531	1:26.378 (1)	82.48		14:10:13.344	

P31 187 600		David TREVEIL (R)		Yamaha -			
IDEAL LAP TIME : 1:25.662		BEST LAP TIME : 1:26.389		DIFFERENCE : 0.727			
LAP	SECTOR 1	SECTOR 2	LAP TIME	MPH	DIFF	TIME OF DAY	
1 -		IN PIT				14:05:34.653	
2 -	OUTLAP	31.744	1:47.845	66.06	21.456	14:07:22.498	
3 -	57.228	30.005	1:27.233 (3)	81.67	0.844	14:08:49.731	
4 -	56.621	30.265	1:26.886 (2)	81.99	0.497	14:10:16.617	
5 -	OUTLAP	30.858	9:14.791	12.84	7:48.402	14:19:31.408	
6 -	55.657	30.732	1:26.389 (1)	82.47		14:20:57.797	

Weather / Track : Cloudy / Dry

Donington Park National
Circuit Length = 1.9790 miles
Start: 14:03 Flag 14:20 End: 14:22

BMCRC - MRO Championships 2019 - Rnd 4 @ Donington Park

Team Respro MRO 600 & Rookie 600s

QUALIFYING - SECTOR ANALYSIS



SECTOR 1 = FL to I1, SECTOR 2 = I1 to FL, DIFF = Difference To Personal Best Lap, P = Crossed Finish Line in Pit Lane, D = Time Disallowed

P32 103 600 Tim BANWELL (R)			Yamaha -			
IDEAL LAP TIME : 1:26.478		BEST LAP TIME : 1:26.478		DIFFERENCE : 0.000		
LAP	SECTOR 1	SECTOR 2	LAP TIME	MPH	DIFF	TIME OF DAY
1 -		IN PIT			P	14:05:26.568
2 -	OUTLAP	32.344	1:50.152	64.68	23.674	14:07:16.720
3 -	57.689	30.348	1:28.037	80.92	1.559	14:08:44.757
4 -	56.753	31.159	1:27.912 (3)	81.04	1.434	14:10:12.669
5 -	OUTLAP	30.662	7:46.541	15.27	6:20.063	14:17:59.210
6 -	57.475	29.820	1:27.295 (2)	81.61	0.817	14:19:26.505
7 -	56.700	29.778	1:26.478 (1)	82.38		14:20:52.983

P33 624 600 Matthew FEDRICK (R)			Yamaha - Matthew Fedrick farriers ltd			
IDEAL LAP TIME : 1:26.932		BEST LAP TIME : 1:27.045		DIFFERENCE : 0.113		
LAP	SECTOR 1	SECTOR 2	LAP TIME	MPH	DIFF	TIME OF DAY
1 -		IN PIT			P	14:05:38.817
2 -	OUTLAP	30.554	1:47.447	66.30	20.402	14:07:26.264
3 -	1:00.069	29.772	1:29.841	79.30	2.796	14:08:56.105
4 -	58.022	30.462	1:28.484 (3)	80.51	1.439	14:10:24.589
5 -	1:00.648	4:26.742	5:27.390	21.76	4:00.345	14:15:51.979
6 -	1:05.381	30.635	1:36.016	74.20	8.971	14:17:27.995
7 -	57.781	30.499	1:28.280 (2)	80.70	1.235	14:18:56.275
8 -	58.522	30.338	1:28.860	80.17	1.815	14:20:25.135
9 -	57.160	29.885	1:27.045 (1)	81.85		14:21:52.180

P34 61 600 Adam SYMONDS			Yamaha -			
IDEAL LAP TIME : 1:26.291		BEST LAP TIME : 1:27.101		DIFFERENCE : 0.810		
LAP	SECTOR 1	SECTOR 2	LAP TIME	MPH	DIFF	TIME OF DAY
1 -		IN PIT			P	14:05:06.136
2 -	OUTLAP	30.923	1:52.672	63.23	25.571	14:06:58.808
3 -	57.393	29.880	1:27.273 (2)	81.63	0.172	14:08:26.081
4 -	56.411	30.690	1:27.101 (1)	81.79		14:09:53.182
5 -	1:02.463	31.108	1:33.571	76.14	6.470	14:11:26.753
6 -	1:10.867	3:39.835	4:50.702	24.50	3:23.601	14:16:17.455
7 -	1:07.325	30.600	1:37.925	72.75	10.824	14:17:55.380
8 -	57.965	30.297	1:28.262	80.72	1.161	14:19:23.642
9 -	56.996	30.544	1:27.540 (3)	81.38	0.439	14:20:51.182
10 -	57.104	31.083	1:28.187	80.79	1.086	14:22:19.369

P35 44 600 James ROBINSON (R)			Honda - CurrentElec			
IDEAL LAP TIME : 1:27.265		BEST LAP TIME : 1:27.370		DIFFERENCE : 0.105		
LAP	SECTOR 1	SECTOR 2	LAP TIME	MPH	DIFF	TIME OF DAY
1 -						14:03:37.573
2 -	1:03.337	32.382	1:35.719	74.43	8.349	14:05:13.292
3 -	58.657	30.221	1:28.878	80.16	1.508	14:06:42.170
4 -	58.618	30.155	1:28.773	80.25	1.403	14:08:10.943
5 -	58.650	30.588	1:29.238	79.83	1.868	14:09:40.181
6 -	57.923	30.422	1:28.345 (2)	80.64	0.975	14:11:08.526
7 -	1:09.309	3:59.106	5:08.415	23.10	3:41.045	14:16:16.941
8 -	1:05.575	30.981	1:36.556	73.78	9.186	14:17:53.497
9 -	58.977	30.543	1:29.520	79.58	2.150	14:19:23.017
10 -	57.110	30.260	1:27.370 (1)	81.54		14:20:50.387
11 -	58.071	30.487	1:28.558 (3)	80.45	1.188	14:22:18.945

P36 27 Nicole LYNCH			Yamaha - Medlar Racing			
IDEAL LAP TIME : 1:25.474		BEST LAP TIME : 1:27.807		DIFFERENCE : 2.333		
LAP	SECTOR 1	SECTOR 2	LAP TIME	MPH	DIFF	TIME OF DAY
1 -		IN PIT			P	14:05:55.204
2 -	OUTLAP	30.732	1:52.541	63.30	24.734	14:07:47.745
3 -	58.731	IN PIT	1:33.012	P 76.59	5.205	14:09:20.757

Weather / Track : Cloudy / Dry

Donington Park National
Circuit Length = 1.9790 miles
Start: 14:03 Flag 14:20 End: 14:22

BMCRC - MRO Championships 2019 - Rnd 4 @ Donington Park

Team Respro MRO 600 & Rookie 600s

QUALIFYING - SECTOR ANALYSIS



SECTOR 1 = FL to I1, SECTOR 2 = I1 to FL, DIFF = Difference To Personal Best Lap, P = Crossed Finish Line in Pit Lane, D = Time Disallowed

4 -	OUTLAP	28.946	1:41.980	69.86	14.173	14:11:02.737
5 -	1:03.384	4:08.540	5:11.924	22.84	3:44.117	14:16:14.661
6 -	1:04.150	29.883	1:34.033 (3)	75.76	6.226	14:17:48.694
7 -	56.528	31.285	1:27.813 (2)	81.13	0.006	14:19:16.507
8 -	57.346	30.461	1:27.807 (1)	81.13		14:20:44.314
9 -	56.690	IN PIT	1:32.319 P	77.17	4.512	14:22:16.633

P37	93 C	Jack GRISTWOOD	Suzuki -			
IDEAL LAP TIME : 1:27.026		BEST LAP TIME : 1:27.951	DIFFERENCE : 0.925			
LAP	SECTOR 1	SECTOR 2	LAP TIME	MPH	DIFF	TIME OF DAY
1 -		IN PIT			P	14:06:44.585
2 -	OUTLAP	31.473	1:52.971	63.06	25.020	14:08:37.556
3 -	57.785	30.540	1:28.325 (3)	80.66	0.374	14:10:05.881
4 -	57.882	30.741	1:28.623	80.39	0.672	14:11:34.504
5 -	1:20.479	3:23.563	4:44.042	25.08	3:16.091	14:16:18.546
6 -	1:03.137	31.365	1:34.502	75.39	6.551	14:17:53.048
7 -	56.486	31.465	1:27.951 (1)	81.00		14:19:20.999
8 -	56.622	31.640	1:28.262 (2)	80.72	0.311	14:20:49.261
9 -	58.241	30.939	1:29.180	79.89	1.229	14:22:18.441

P38	96 C	Bradley ROBINSON	Kawasaki -			
IDEAL LAP TIME : 1:28.632		BEST LAP TIME : 1:29.102	DIFFERENCE : 0.470			
LAP	SECTOR 1	SECTOR 2	LAP TIME	MPH	DIFF	TIME OF DAY
1 -						14:04:40.452
2 -	1:05.489	32.011	1:37.500	73.07	8.398	14:06:17.952
3 -	58.656	30.959	1:29.615 (3)	79.50	0.513	14:07:47.567
4 -	58.187	31.139	1:29.326 (2)	79.76	0.224	14:09:16.893
5 -	58.657	30.445	1:29.102 (1)	79.96		14:10:45.995
6 -	58.596	4:11.041	5:09.637	23.00	3:40.535	14:15:55.632

P39	170 600	Paul MILLS	Yamaha -			
IDEAL LAP TIME :		BEST LAP TIME : 1:29.137	DIFFERENCE :			
LAP	SECTOR 1	SECTOR 2	LAP TIME	MPH	DIFF	TIME OF DAY
1 -						14:04:51.677
2 -			1:37.873	72.79	8.736	14:06:29.550
3 -			1:29.357 (2)	79.73	0.220	14:07:58.907
4 -			1:29.137 (1)	79.92		14:09:28.044
5 -			1:30.359	78.84	1.222	14:10:58.403
6 -			6:49.324	17.40	5:20.187	14:17:47.727
7 -			1:29.743	79.38	0.606	14:19:17.470
8 -			1:30.812	78.45	1.675	14:20:48.282
9 -			1:29.499 (3)	79.60	0.362	14:22:17.781

P40	606 600	Jake ANDERTON (R)	Honda - CurrentElec Limited			
IDEAL LAP TIME : 1:30.127		BEST LAP TIME : 1:30.127	DIFFERENCE : 0.000			
LAP	SECTOR 1	SECTOR 2	LAP TIME	MPH	DIFF	TIME OF DAY
1 -						14:03:37.759
2 -	1:04.041	32.234	1:36.275	74.00	6.148	14:05:14.034
3 -	58.956	31.171	1:30.127 (1)	79.05		14:06:44.161
4 -	1:00.275	32.023	1:32.298	77.19	2.171	14:08:16.459
5 -	1:00.025	32.173	1:32.198	77.27	2.071	14:09:48.657
6 -	59.453	31.423	1:30.876 (2)	78.39	0.749	14:11:19.533
7 -	1:12.405	3:43.812	4:56.217	24.05	3:26.090	14:16:15.750
8 -	1:04.989	32.194	1:37.183	73.31	7.056	14:17:52.933
9 -	59.973	32.194	1:32.167	77.30	2.040	14:19:25.100
10 -	59.882	31.823	1:31.705 (3)	77.69	1.578	14:20:56.805

Weather / Track : Cloudy / Dry

Donington Park National
Circuit Length = 1.9790 miles
Start: 14:03 Flag 14:20 End: 14:22

BMCRC - MRO Championships 2019 - Rnd 4 @ Donington Park

Team Respro MRO 600 & Rookie 600s

QUALIFYING - SECTOR ANALYSIS



SECTOR 1 = FL to I1, SECTOR 2 = I1 to FL, DIFF = Difference To Personal Best Lap, P = Crossed Finish Line in Pit Lane, D = Time Disallowed

P41 124 600		Sylvie BOTQUELEN		Suzuki -			
IDEAL LAP TIME : 1:35.496		BEST LAP TIME : 1:35.496		DIFFERENCE : 0.000			
LAP	SECTOR 1	SECTOR 2	LAP TIME	MPH	DIFF	TIME OF DAY	
1 -						14:03:43.358	
2 -	1:05.414	33.083	1:38.497	72.33	3.001	14:05:21.855	
3 -	1:04.156	32.478	1:36.634 (2)	73.72	1.138	14:06:58.489	
4 -	1:05.118	33.034	1:38.152 (3)	72.58	2.656	14:08:36.641	
5 -	1:03.441	32.055	1:35.496 (1)	74.60		14:10:12.137	

P42 903 600		Jeremy BONSOR		Kawasaki - Orbro Landscapes			
IDEAL LAP TIME : 1:39.261		BEST LAP TIME : 1:39.276		DIFFERENCE : 0.015			
LAP	SECTOR 1	SECTOR 2	LAP TIME	MPH	DIFF	TIME OF DAY	
1 -						14:04:39.124	
2 -	1:14.784	35.516	1:50.300	64.59	11.024	14:06:29.424	
3 -	1:06.224	33.663	1:39.887 (2)	71.32	0.611	14:08:09.311	
4 -	1:05.598	33.678	1:39.276 (1)	71.76		14:09:48.587	
5 -	1:06.166	34.011	1:40.177 (3)	71.12	0.901	14:11:28.764	
6 -	1:20.616	3:26.859	4:47.475	24.78	3:08.199	14:16:16.239	
7 -	1:15.682	34.566	1:50.248	64.62	10.972	14:18:06.487	
8 -	1:06.782	34.288	1:41.070	70.49	1.794	14:19:47.557	
9 -	1:08.230	35.003	1:43.233	69.01	3.957	14:21:30.790	

P43 526 600		Michael ARMANI		Honda -			
IDEAL LAP TIME : 1:41.122		BEST LAP TIME : 1:42.063		DIFFERENCE : 0.941			
LAP	SECTOR 1	SECTOR 2	LAP TIME	MPH	DIFF	TIME OF DAY	
1 -		IN PIT			P	14:05:07.600	
2 -	OUTLAP	36.211	2:12.617	53.72	30.554	14:07:20.217	
3 -	1:10.441	36.001	1:46.442 (2)	66.93	4.379	14:09:06.659	
4 -	1:07.250	34.813	1:42.063 (1)	69.80		14:10:48.722	
5 -	1:11.981	4:14.256	5:26.237	21.83	3:44.174	14:16:14.959	
6 -	1:11.954	34.993	1:46.947 (3)	66.61	4.884	14:18:01.906	
7 -	1:06.309	IN PIT	1:49.051	P	65.33	6.988	14:19:50.957

P44 420 600		Teresa FRITH		Kawasaki -			
IDEAL LAP TIME : 1:43.106		BEST LAP TIME : 1:43.348		DIFFERENCE : 0.242			
LAP	SECTOR 1	SECTOR 2	LAP TIME	MPH	DIFF	TIME OF DAY	
1 -						14:03:43.287	
2 -	1:13.442	36.535	1:49.977	64.78	6.629	14:05:33.264	
3 -	1:11.791	37.344	1:49.135	65.28	5.787	14:07:22.399	
4 -	1:11.261	36.446	1:47.707	66.14	4.359	14:09:10.106	
5 -	1:08.273	35.075	1:43.348 (1)	68.93		14:10:53.454	
6 -	1:19.684	4:01.235	5:20.919	22.20	3:37.571	14:16:14.373	
7 -	1:15.655	37.080	1:52.735	63.19	9.387	14:18:07.108	
8 -	1:09.690	35.464	1:45.154 (3)	67.75	1.806	14:19:52.262	
9 -	1:08.031	35.629	1:43.660 (2)	68.73	0.312	14:21:35.922	

Weather / Track : Cloudy / Dry

Donington Park National
Circuit Length = 1.9790 miles
Start: 14:03 Flag 14:20 End: 14:22

BMCRC - MRO Championships 2019 - Rnd 4 @ Donington Park

Team Respro MRO 600 & Rookie 600s

QUALIFYING - BEST SECTORS

SECTOR 1			SECTOR 2			IDEAL / BEST COMPARISON						
POS	NO	NAME	TIME	NO	NAME	TIME	POS	NO	NAME	IDEAL	BEST	DIFF
									PERFECT LAP	1:12.914		
1	861	SHOUBRIDGE	47.170	861	SHOUBRIDGE	25.744	1	861	SHOUBRIDGE	1:12.914	1:12.914	0.000
2	84	WOTTON	47.809	84	WOTTON	25.891	2	84	WOTTON	1:13.700	1:14.341	0.641
3	86	KELMAN	47.902	86	KELMAN	25.906	3	86	KELMAN	1:13.808	1:14.004	0.196
4	82	SMITH	48.293	56	MILLS	25.923	4	82	SMITH	1:14.217	1:14.511	0.294
5	912	WHITE	48.462	82	SMITH	25.924	5	56	MILLS	1:14.581	1:14.787	0.206
6	56	MILLS	48.658	95	ROBERTSON	26.243	6	912	WHITE	1:15.068	1:15.068	0.000
7	95	ROBERTSON	49.269	912	WHITE	26.606	7	95	ROBERTSON	1:15.512	1:15.512	0.000
8	188	KRAWIECKI	49.744	39	HIGGINS	26.671	8	29	STONE	1:16.666	1:16.791	0.125
9	29	STONE	49.814	12	BLOCH	26.712	9	188	KRAWIECKI	1:16.672	1:16.683	0.011
10	12	BLOCH	50.101	29	STONE	26.852	10	12	BLOCH	1:16.813	1:16.951	0.138
11	88	STANLEY	50.193	188	KRAWIECKI	26.928	11	88	STANLEY	1:17.366	1:17.366	0.000
12	881	CARSON	50.288	21	WHITCHER	26.935	12	23	WREN	1:17.402	1:17.402	0.000
13	23	WREN	50.416	661	HARRIS	26.935	13	21	WHITCHER	1:17.404	1:17.404	0.000
14	21	WHITCHER	50.469	23	WREN	26.986	14	39	HIGGINS	1:17.489	1:17.489	0.000
15	52	FRICKER	50.619	16	VAUGHAN	27.040	15	881	CARSON	1:17.491	1:17.491	0.000
16	39	HIGGINS	50.818	88	STANLEY	27.173	16	661	HARRIS	1:17.798	1:18.073	0.275
17	661	HARRIS	50.863	818	BARKER	27.177	17	52	FRICKER	1:18.055	1:18.055	0.000
18	81	DUFFETT	51.293	881	CARSON	27.203	18	818	BARKER	1:18.722	1:20.122	1.400
19	818	BARKER	51.545	52	FRICKER	27.436	19	81	DUFFETT	1:18.734	1:19.131	0.397
20	16	VAUGHAN	51.706	193	LANGLEY	27.440	20	16	VAUGHAN	1:18.746	1:18.746	0.000
21	75	MARLEY	52.314	81	DUFFETT	27.441	21	75	MARLEY	1:20.070	1:20.380	0.310
22	119	SMITH	52.343	104	ROBINSON (R)	27.752	22	104	ROBINSON (R)	1:20.419	1:20.573	0.154
23	104	ROBINSON (R)	52.667	75	MARLEY	27.756	23	119	SMITH	1:20.429	1:20.429	0.000
24	675	SMYTH	53.063	675	SMYTH	27.757	24	193	LANGLEY	1:20.530	1:20.868	0.338
25	193	LANGLEY	53.090	60	CROKER	27.882	25	675	SMYTH	1:20.820	1:20.820	0.000
26	41	RAE	53.266	119	SMITH	28.086	26	60	CROKER	1:21.455	1:22.084	0.629
27	60	CROKER	53.573	8	SAUNDERS	28.290	27	41	RAE	1:21.997	1:21.997	0.000
28	77	LEGGETT	54.431	77	LEGGETT	28.652	28	8	SAUNDERS	1:23.011	1:23.249	0.238
29	8	SAUNDERS	54.721	41	RAE	28.731	29	77	LEGGETT	1:23.083	1:23.221	0.138
30	187	TREVEIL (R)	55.657	27	LYNCH	28.946	30	27	LYNCH	1:25.474	1:27.807	2.333
31	186	WILKINSON	55.847	624	FEDRICK (R)	29.772	31	187	TREVEIL (R)	1:25.662	1:26.389	0.727
32	61	SYMONDS	56.411	103	BANWELL (R)	29.778	32	186	WILKINSON	1:25.792	1:26.378	0.586
33	93	GRISTWOOD	56.486	61	SYMONDS	29.880	33	61	SYMONDS	1:26.291	1:27.101	0.810
34	27	LYNCH	56.528	186	WILKINSON	29.945	34	103	BANWELL (R)	1:26.478	1:26.478	0.000
35	103	BANWELL (R)	56.700	187	TREVEIL (R)	30.005	35	624	FEDRICK (R)	1:26.932	1:27.045	0.113
36	44	ROBINSON (R)	57.110	44	ROBINSON (R)	30.155	36	93	GRISTWOOD	1:27.026	1:27.951	0.925
37	624	FEDRICK (R)	57.160	96	ROBINSON	30.445	37	44	ROBINSON (R)	1:27.265	1:27.370	0.105
38	96	ROBINSON	58.187	93	GRISTWOOD	30.540	38	96	ROBINSON	1:28.632	1:29.102	0.470
39	606	ANDERTON (R)	58.956	606	ANDERTON (R)	31.171	39	606	ANDERTON (R)	1:30.127	1:30.127	0.000
40	124	BOTQUELEN	1:03.441	124	BOTQUELEN	32.055	40	124	BOTQUELEN	1:35.496	1:35.496	0.000
41	903	BONSOR	1:05.598	903	BONSOR	33.663	41	903	BONSOR	1:39.261	1:39.276	0.015
42	526	ARMANI	1:06.309	526	ARMANI	34.813	42	526	ARMANI	1:41.122	1:42.063	0.941
43	420	FRITH	1:08.031	420	FRITH	35.075	43	420	FRITH	1:43.106	1:43.348	0.242
44							44	170	MILLS		1:29.137	

Weather / Track : Cloudy / Dry

Donington Park National
Circuit Length = 1.9790 miles
Start: 14:03 Flag 14:20 End: 14:22

Results can be found at www.tsl-timing.com

Printed - 14:25 Saturday, 18 May 2019

BMCRC - MRO Championships 2019 - Rnd 4 @ Donington Park

Team Respro MRO 600 inc MSS Performance Clubman 600



RACE 10 - GRID (7 Laps)

ROW 10	30	883	Ben SHUTTLEWOOD	29	666	Shane BEASLEY	28	149	Callum HAMMETT	
ROW 9		27	10	Lewis BRAMWELL	26	96	Bradley ROBINSON	25	93	Jack GRISTWOOD
ROW 8		24	27	Nicole LYNCH	23	8	Dave SAUNDERS	22	60	Eddie CROKER
ROW 7		21	41	Ian RAE	20	675	Samuel SMYTH	19	75	Paul MARLEY
ROW 6		18	818	Alex BARKER	17	81	Liam DUFFETT	16	661	Cameron HARRIS
ROW 5		15	881	David CARSON	14	39	Luke O HIGGINS	13	21	Nick WHITCHER
ROW 4		12	23	Austin WREN	11	88	Michael STANLEY	10	12	Cedric BLOCH
ROW 3		9	29	Charlie STONE	8	188	Dawid KRAWIECKI	7	95	Grant ROBERTSON
ROW 2		6	912	Michael WHITE	5	56	Michael MILLS	4	82	Andrew SMITH
ROW 1		3	84	Ben WOTTON	2	86	Jamie KELMAN	1	861	David SHOUBRIDGE
										Pole

Donington Park National
Circuit Length = 1.9790 miles

These results are provisional until the conclusion of any judicial and technical matters.

Clerk Of Course :	Timekeeper :
-------------------	--------------

Results can be found at www.tsl-timing.com

Printed - 14:28 Saturday, 18 May 2019



BMCRC - MRO Championships 2019 - Rnd 4 @ Donington Park

Team Respro MRO 600 inc MSS Performance Clubman 600

RACE 10 - CLASSIFICATION

POS	NO	CL	PIC NAME	ENTRY	LAPS	TIME	GAP	DIFF	MPH	BEST	ON
1	84		1 Ben WOTTON	Triumph - jAMES JACKSON RACING (JJR) TRIUM	7	8:34.650			96.64	1:11.480	6
2	861		2 David SHOUBRIDGE	Kawasaki - Old Garage Legends	7	8:35.091	0.441	0.441	96.55	1:12.247	7
3	86		3 Jamie KELMAN	Triumph - Phased Out Racing	7	8:35.984	1.334	0.893	96.39	1:12.324	6
4	56		4 Michael MILLS	Yamaha - A51 Racing	7	8:37.406	2.756	1.422	96.12	1:12.296	5
5	82		5 Andrew SMITH	Kawasaki - MSS Performance / Addition Steel	7	8:41.273	6.623	3.867	95.41	1:13.165	5
6	912	C	1 Michael WHITE	Yamaha - Race Lab Suspension	7	8:44.273	9.623	3.000	94.86	1:14.010	3
7	95		6 Grant ROBERTSON	Kawasaki -	7	8:46.704	12.054	2.431	94.42	1:14.147	4
8	188	C	2 Dawid KRAWIECKI	Yamaha - Code Blue LTD & D A East Electrical	7	8:51.230	16.580	4.526	93.62	1:14.622	3
9	39		7 Luke O HIGGINS	Triumph -	7	8:51.605	16.955	0.375	93.55	1:14.311	4
10	29	C	3 Charlie STONE	Kawasaki - Loveday autos	7	8:51.766	17.116	0.161	93.52	1:14.788	2
11	12	C	4 Cedric BLOCH	Kawasaki - Brigit's Group & SDC Performance	7	9:01.648	26.998	9.882	91.82	1:16.191	7
12	21	C	5 Nick WHITCHER	Yamaha -	7	9:02.043	27.393	0.395	91.75	1:16.392	3
13	881		8 David CARSON	Kawasaki - www.TwoDavesRacing.com	7	9:04.766	30.116	2.723	91.29	1:16.440	6
14	661	C	6 Cameron HARRIS	Yamaha - HARRIS PERFORMANCE	7	9:05.785	31.135	1.019	91.12	1:16.201	6
15	818	C	7 Alex BARKER	Yamaha - Barker Woodrow Architects	7	9:12.946	38.296	7.161	89.94	1:17.253	4
16	23		9 Austin WREN	Triumph - Factory Finish	7	9:14.578	39.928	1.632	89.68	1:17.559	4
17	81	C	8 Liam DUFFETT	Triumph -	7	9:15.379	40.729	0.801	89.55	1:17.897	5
18	88	C	9 Michael STANLEY	Triumph -	7	9:20.107	45.457	4.728	88.79	1:18.861	6
19	75	C	10 Paul MARLEY	Kawasaki -	7	9:23.834	49.184	3.727	88.21	1:19.364	5
20	27		10 Nicole LYNCH	Yamaha - Medlar Racing	7	9:34.360	59.710	10.526	86.59	1:20.145	3
21	675		11 Samuel SMYTH	Triumph -	7	9:36.341	1:01.691	1.981	86.29	1:18.234	7
22	60	C	11 Eddie CROKER	Kawasaki -	7	9:43.865	1:09.215	7.524	85.18	1:20.729	6
23	8	C	12 Dave SAUNDERS	Honda -	7	9:48.478	1:13.828	4.613	84.51	1:22.430	4
24	41	C	13 Ian RAE	Triumph - Richie ramsay golf.com	7	9:50.134	1:15.484	1.656	84.27	1:22.041	2
25	96	C	14 Bradley ROBINSON	Kawasaki -	6	8:37.261	1 Lap	1 Lap	82.37	1:24.446	2
26	93	C	15 Jack GRISTWOOD	Suzuki -	6	8:37.615	1 Lap	0.354	82.32	1:25.053	4

FASTEST LAP

84	Ben WOTTON	Triumph - jAMES JACKSON RACING (JJR) TRIUM	6	1:11.480	99.67 mph	160.40 kph
912	C Michael WHITE	Yamaha - Race Lab Suspension	3	1:14.010	96.26 mph	154.92 kph

Class - 92.5% of Race Speed = 89.39 mph
 Class C - 92.5% of Race Speed = 87.74 mph

Donington Park National
 Circuit Length = 1.9790 miles
 Start: 17:31 Flag 17:39 End: 17:41

Weather / Track : Cloudy / Dry

These results are provisional until the conclusion of any judicial and technical matters.

Clerk Of Course :	Timekeeper :
-------------------	--------------

Results can be found at www.tsl-timing.com

Printed - 17:44 Saturday, 18 May 2019



BMCRC - MRO Championships 2019 - Rnd 4 @ Donington Park

Team Respro MRO 600 inc MSS Performance Clubman 600

RACE 10 - LAP CHART

LAP 1 @ 17:32:38.567		
NO	BEHIND	LAP TIME

86		1:16.960
861	0.378	1:17.338
82	1.107	1:18.067
56	1.475	1:18.435
912	1.610	1:18.570
84	1.786	1:18.746
95	2.964	1:19.924
29	3.335	1:20.295
188	3.893	1:20.853
39	4.874	1:21.834
21	5.060	1:22.020
12	6.106	1:23.066
881	6.229	1:23.189
23	7.713	1:24.673
88	7.846	1:24.806
661	7.895	1:24.855
818	8.676	1:25.636
81	9.011	1:25.971
75	9.445	1:26.405
27	11.050	1:28.010
41	12.916	1:29.876
93	13.168	1:30.128
8	13.773	1:30.733
60	14.070	1:31.030
96	14.783	1:31.743
675	18.335	1:35.295

LAP 2 @ 17:33:52.086		
NO	BEHIND	LAP TIME

86		1:13.519
861	0.364	1:13.505
82	1.142	1:13.554
84	1.508	1:13.241
56	2.140	1:14.184
912	2.504	1:14.413
95	4.084	1:14.639
29	4.604	1:14.788
188	5.234	1:14.860
39	6.822	1:15.467
21	7.939	1:16.398
12	9.316	1:16.729
881	10.193	1:17.483
661	12.085	1:17.709
23	12.461	1:18.267
88	13.635	1:19.308
818	13.691	1:18.534
81	14.110	1:18.618
75	15.765	1:19.839
27	18.658	1:21.127
41	21.438	1:22.041
60	24.551	1:24.000
93	24.843	1:25.194
8	25.050	1:24.796
675	25.690	1:20.874
96	25.710	1:24.446

LAP 3 @ 17:35:05.669		
NO	BEHIND	LAP TIME

86		1:13.583
861	0.124	1:13.343
84	0.375	1:12.450

82	1.278	1:13.719
56	1.962	1:13.405
912	2.931	1:14.010
95	4.860	1:14.359
29	5.977	1:14.956
188	6.273	1:14.622
39	7.948	1:14.709
21	10.748	1:16.392
12	11.936	1:16.203
881	13.288	1:16.678
661	15.828	1:17.326
23	17.174	1:18.296
818	18.233	1:18.125
81	19.479	1:18.952
88	19.765	1:19.713
75	21.680	1:19.498
27	25.220	1:20.145
41	30.712	1:22.857
60	33.122	1:22.154
8	34.346	1:22.879
675	35.172	1:23.065
93	36.518	1:25.258
96	37.040	1:24.913

LAP 4 @ 17:36:18.974		
NO	BEHIND	LAP TIME

861		1:13.181
86	0.056	1:13.361
84	0.151	1:13.081
56	1.894	1:13.237
82	2.613	1:14.640
912	3.904	1:14.278
95	5.702	1:14.147
29	7.984	1:15.312
188	8.557	1:15.589
39	8.954	1:14.311
21	14.210	1:16.767
12	14.902	1:16.271
881	17.062	1:17.079
661	19.553	1:17.030
23	21.428	1:17.559
818	22.181	1:17.253
81	24.211	1:18.037
88	25.408	1:18.948
75	27.854	1:19.479
27	33.088	1:21.173
60	40.611	1:20.794
41	41.258	1:23.851
675	41.479	1:19.612
8	43.471	1:22.430
93	48.266	1:25.053
96	49.149	1:25.414

LAP 5 @ 17:37:31.122		
NO	BEHIND	LAP TIME

84		1:11.997
86	0.627	1:12.719
861	0.884	1:13.032
56	2.042	1:12.296
82	3.630	1:13.165
912	6.049	1:14.293
95	7.968	1:14.414
29	11.007	1:15.171
188	11.129	1:14.720

39	11.404	1:14.598
21	18.990	1:16.928
12	19.688	1:16.934
881	21.987	1:17.073
661	23.809	1:16.404
23	27.917	1:18.637
818	28.097	1:18.064
81	29.960	1:17.897
88	32.385	1:19.125
75	35.070	1:19.364
27	42.473	1:21.533
675	49.015	1:19.684
60	50.419	1:21.956
41	53.259	1:24.149
8	54.019	1:22.696
93	1:02.489	1:26.371
96	1:03.100	1:26.099

LAP 6 @ 17:38:42.602		
NO	BEHIND	LAP TIME

84		1:11.480
86	1.471	1:12.324
861	1.849	1:12.445
56	3.203	1:12.641
82	6.175	1:14.025
912	8.732	1:14.163
95	11.045	1:14.557
188	14.742	1:15.093
39	15.231	1:15.307
29	15.486	1:15.959
21	24.063	1:16.553
12	24.462	1:16.254
881	26.947	1:16.440
661	28.530	1:16.201
818	34.391	1:17.774
23	35.219	1:18.782
81	36.471	1:17.991
88	39.766	1:18.861
75	43.172	1:19.582
27	52.167	1:21.174
675	57.112	1:19.577
60	59.668	1:20.729
8	1:05.036	1:22.497
41	1:05.859	1:24.080

LAP 7 @ 17:39:56.257		
NO	BEHIND	LAP TIME

84		1:13.655
861	0.441	1:12.247
86	1.334	1:13.518
96	1 Lap	1:24.646
56	2.756	1:13.208
93	1 Lap	1:25.611
82	6.623	1:14.103
912	9.623	1:14.546
95	12.054	1:14.664
188	16.580	1:15.493
39	16.955	1:15.379
29	17.116	1:15.285
12	26.998	1:16.191
21	27.393	1:16.985
881	30.116	1:16.824
661	31.135	1:16.260
818	38.296	1:17.560

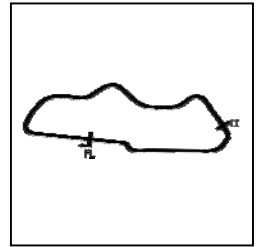
Donington Park National
 Circuit Length = 1.9790 miles
 Start: 17:31 Flag 17:39 End: 17:41

Weather / Track : Cloudy / Dry

BMCRC - MRO Championships 2019 - Rnd 4 @ Donington Park

Team Respro MRO 600 inc MSS Performance Clubman 600

RACE 10 - SECTOR ANALYSIS



SECTOR 1 = FL to I1, SECTOR 2 = I1 to FL, DIFF = Difference To Personal Best Lap, P = Crossed Finish Line in Pit Lane, D = Time Disallowed

P1 84 Ben WOTTON		Triumph - JAMES JACKSON RACING (JJR) TRIUMPH				
IDEAL LAP TIME : 1:11.480		BEST LAP TIME : 1:11.480		DIFFERENCE : 0.000		
LAP	SECTOR 1	SECTOR 2	LAP TIME	MPH	DIFF	TIME OF DAY
1 -		25.752	1:18.746	90.47	7.266	17:32:40.353
2 -	47.577	25.664	1:13.241	97.27	1.761	17:33:53.594
3 -	47.195	25.255	1:12.450 (3)	98.33	0.970	17:35:06.044
4 -	46.952	26.129	1:13.081	97.48	1.601	17:36:19.125
5 -	46.665	25.332	1:11.997 (2)	98.95	0.517	17:37:31.122
6 -	46.242	25.238	1:11.480 (1)	99.67		17:38:42.602
7 -	47.085	26.570	1:13.655	96.72	2.175	17:39:56.257

P2 861 David SHOUBRIDGE		Kawasaki - Old Garage Legends				
IDEAL LAP TIME : 1:12.230		BEST LAP TIME : 1:12.247		DIFFERENCE : 0.017		
LAP	SECTOR 1	SECTOR 2	LAP TIME	MPH	DIFF	TIME OF DAY
1 -		26.048	1:17.338	92.12	5.091	17:32:38.945
2 -	47.432	26.073	1:13.505	96.92	1.258	17:33:52.450
3 -	47.453	25.890	1:13.343	97.14	1.096	17:35:05.793
4 -	47.024	26.157	1:13.181	97.35	0.934	17:36:18.974
5 -	47.521	25.511	1:13.032 (3)	97.55	0.785	17:37:32.006
6 -	46.860	25.585	1:12.445 (2)	98.34	0.198	17:38:44.451
7 -	46.719	25.528	1:12.247 (1)	98.61		17:39:56.698

P3 86 Jamie KELMAN		Triumph - Phased Out Racing				
IDEAL LAP TIME : 1:12.324		BEST LAP TIME : 1:12.324		DIFFERENCE : 0.000		
LAP	SECTOR 1	SECTOR 2	LAP TIME	MPH	DIFF	TIME OF DAY
1 -		25.457	1:16.960	92.57	4.636	17:32:38.567
2 -	47.544	25.975	1:13.519	96.90	1.195	17:33:52.086
3 -	47.622	25.961	1:13.583	96.82	1.259	17:35:05.669
4 -	47.265	26.096	1:13.361 (3)	97.11	1.037	17:36:19.030
5 -	47.271	25.448	1:12.719 (2)	97.97	0.395	17:37:31.749
6 -	46.936	25.388	1:12.324 (1)	98.51		17:38:44.073
7 -	47.306	26.212	1:13.518	96.91	1.194	17:39:57.591

P4 56 Michael MILLS		Yamaha - A51 Racing				
IDEAL LAP TIME : 1:12.296		BEST LAP TIME : 1:12.296		DIFFERENCE : 0.000		
LAP	SECTOR 1	SECTOR 2	LAP TIME	MPH	DIFF	TIME OF DAY
1 -		25.930	1:18.435	90.83	6.139	17:32:40.042
2 -	48.445	25.739	1:14.184	96.04	1.888	17:33:54.226
3 -	47.721	25.684	1:13.405	97.05	1.109	17:35:07.631
4 -	47.564	25.673	1:13.237	97.28	0.941	17:36:20.868
5 -	46.794	25.502	1:12.296 (1)	98.54		17:37:33.164
6 -	47.124	25.517	1:12.641 (2)	98.08	0.345	17:38:45.805
7 -	47.196	26.012	1:13.208 (3)	97.32	0.912	17:39:59.013

P5 82 Andrew SMITH		Kawasaki - MSS Performance / Addition Steel				
IDEAL LAP TIME : 1:13.165		BEST LAP TIME : 1:13.165		DIFFERENCE : 0.000		
LAP	SECTOR 1	SECTOR 2	LAP TIME	MPH	DIFF	TIME OF DAY
1 -		25.754	1:18.067	91.26	4.902	17:32:39.674
2 -	47.541	26.013	1:13.554 (2)	96.86	0.389	17:33:53.228
3 -	47.951	25.768	1:13.719 (3)	96.64	0.554	17:35:06.947
4 -	48.853	25.787	1:14.640	95.45	1.475	17:36:21.587
5 -	47.512	25.653	1:13.165 (1)	97.37		17:37:34.752
6 -	48.120	25.905	1:14.025	96.24	0.860	17:38:48.777
7 -	48.277	25.826	1:14.103	96.14	0.938	17:40:02.880

P6 912 C Michael WHITE		Yamaha - Race Lab Suspension				
IDEAL LAP TIME : 1:13.712		BEST LAP TIME : 1:14.010		DIFFERENCE : 0.298		
LAP	SECTOR 1	SECTOR 2	LAP TIME	MPH	DIFF	TIME OF DAY

Weather / Track : Cloudy / Dry

Donington Park National
Circuit Length = 1.9790 miles
Start: 17:31 Flag 17:39 End: 17:41

BMCRC - MRO Championships 2019 - Rnd 4 @ Donington Park

Team Respro MRO 600 inc MSS Performance Clubman 600

RACE 10 - SECTOR ANALYSIS



SECTOR 1 = FL to I1, SECTOR 2 = I1 to FL, DIFF = Difference To Personal Best Lap, P = Crossed Finish Line in Pit Lane, D = Time Disallowed

1 -		25.759	1:18.570	90.67	4.560	17:32:40.177
2 -	48.385	26.028	1:14.413	95.74	0.403	17:33:54.590
3 -	47.953	26.057	1:14.010 (1)	96.26		17:35:08.600
4 -	48.158	26.120	1:14.278 (3)	95.91	0.268	17:36:22.878
5 -	48.329	25.964	1:14.293	95.89	0.283	17:37:37.171
6 -	48.214	25.949	1:14.163 (2)	96.06	0.153	17:38:51.334
7 -	48.231	26.315	1:14.546	95.57	0.536	17:40:05.880

P7 95 Grant ROBERTSON		Kawasaki -				
IDEAL LAP TIME : 1:14.147		BEST LAP TIME : 1:14.147		DIFFERENCE : 0.000		
LAP	SECTOR 1	SECTOR 2	LAP TIME	MPH	DIFF	TIME OF DAY
1 -		26.327	1:19.924	89.14	5.777	17:32:41.531
2 -	48.596	26.043	1:14.639	95.45	0.492	17:33:56.170
3 -	48.452	25.907	1:14.359 (2)	95.81	0.212	17:35:10.529
4 -	48.291	25.856	1:14.147 (1)	96.08		17:36:24.676
5 -	48.308	26.106	1:14.414 (3)	95.74	0.267	17:37:39.090
6 -	48.460	26.097	1:14.557	95.55	0.410	17:38:53.647
7 -	48.506	26.158	1:14.664	95.42	0.517	17:40:08.311

P8 188 C Dawid KRAWIECKI		Yamaha - Code Blue LTD & D A East Electrical				
IDEAL LAP TIME : 1:14.465		BEST LAP TIME : 1:14.622		DIFFERENCE : 0.157		
LAP	SECTOR 1	SECTOR 2	LAP TIME	MPH	DIFF	TIME OF DAY
1 -		26.759	1:20.853	88.11	6.231	17:32:42.460
2 -	48.278	26.582	1:14.860 (3)	95.17	0.238	17:33:57.320
3 -	48.435	26.187	1:14.622 (1)	95.47		17:35:11.942
4 -	48.766	26.823	1:15.589	94.25	0.967	17:36:27.531
5 -	48.398	26.322	1:14.720 (2)	95.35	0.098	17:37:42.251
6 -	48.608	26.485	1:15.093	94.87	0.471	17:38:57.344
7 -	48.843	26.650	1:15.493	94.37	0.871	17:40:12.837

P9 39 Luke O HIGGINS		Triumph -				
IDEAL LAP TIME : 1:14.258		BEST LAP TIME : 1:14.311		DIFFERENCE : 0.053		
LAP	SECTOR 1	SECTOR 2	LAP TIME	MPH	DIFF	TIME OF DAY
1 -		26.686	1:21.834	87.06	7.523	17:32:43.441
2 -	49.108	26.359	1:15.467	94.40	1.156	17:33:58.908
3 -	48.624	26.085	1:14.709 (3)	95.36	0.398	17:35:13.617
4 -	48.465	25.846	1:14.311 (1)	95.87		17:36:27.928
5 -	48.412	26.186	1:14.598 (2)	95.50	0.287	17:37:42.526
6 -	48.576	26.731	1:15.307	94.60	0.996	17:38:57.833
7 -	48.588	26.791	1:15.379	94.51	1.068	17:40:13.212

P10 29 C Charlie STONE		Kawasaki - Loveday autos				
IDEAL LAP TIME : 1:14.788		BEST LAP TIME : 1:14.788		DIFFERENCE : 0.000		
LAP	SECTOR 1	SECTOR 2	LAP TIME	MPH	DIFF	TIME OF DAY
1 -		26.271	1:20.295	88.73	5.507	17:32:41.902
2 -	48.664	26.124	1:14.788 (1)	95.26		17:33:56.690
3 -	48.740	26.216	1:14.956 (2)	95.05	0.168	17:35:11.646
4 -	48.773	26.539	1:15.312	94.60	0.524	17:36:26.958
5 -	48.886	26.285	1:15.171 (3)	94.77	0.383	17:37:42.129
6 -	49.560	26.399	1:15.959	93.79	1.171	17:38:58.088
7 -	48.863	26.422	1:15.285	94.63	0.497	17:40:13.373

P11 12 C Cedric BLOCH		Kawasaki - Brigit's Group & SDC Performance				
IDEAL LAP TIME : 1:16.003		BEST LAP TIME : 1:16.191		DIFFERENCE : 0.188		
LAP	SECTOR 1	SECTOR 2	LAP TIME	MPH	DIFF	TIME OF DAY
1 -		27.241	1:23.066	85.77	6.875	17:32:44.673
2 -	49.725	27.004	1:16.729	92.85	0.538	17:34:01.402
3 -	49.450	26.753	1:16.203 (2)	93.49	0.012	17:35:17.605
4 -	49.517	26.754	1:16.271	93.41	0.080	17:36:33.876

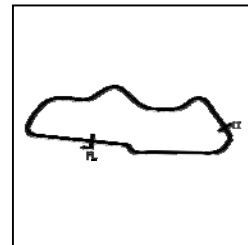
Weather / Track : Cloudy / Dry

Donington Park National
Circuit Length = 1.9790 miles
Start: 17:31 Flag 17:39 End: 17:41

BMCRC - MRO Championships 2019 - Rnd 4 @ Donington Park

Team Respro MRO 600 inc MSS Performance Clubman 600

RACE 10 - SECTOR ANALYSIS



SECTOR 1 = FL to I1, SECTOR 2 = I1 to FL, DIFF = Difference To Personal Best Lap, P = Crossed Finish Line in Pit Lane, D = Time Disallowed

5 -	49.916	27.018	1:16.934	92.60	0.743	17:37:50.810
6 -	49.462	26.792	1:16.254 (3)	93.43	0.063	17:39:07.064
7 -	49.638	26.553	1:16.191 (1)	93.51		17:40:23.255

P12	21 C	Nick WHITCHER	Yamaha -			
IDEAL LAP TIME : 1:16.315		BEST LAP TIME : 1:16.392	DIFFERENCE : 0.077			
LAP	SECTOR 1	SECTOR 2	LAP TIME	MPH	DIFF	TIME OF DAY
1 -		27.047	1:22.020	86.86	5.628	17:32:43.627
2 -	49.753	26.645	1:16.398 (2)	93.25	0.006	17:34:00.025
3 -	49.702	26.690	1:16.392 (1)	93.26		17:35:16.417
4 -	49.908	26.859	1:16.767	92.80	0.375	17:36:33.184
5 -	50.131	26.797	1:16.928	92.61	0.536	17:37:50.112
6 -	49.940	26.613	1:16.553 (3)	93.06	0.161	17:39:06.665
7 -	49.910	27.075	1:16.985	92.54	0.593	17:40:23.650

P13	881	David CARSON	Kawasaki - www.TwoDavesRacing.com			
IDEAL LAP TIME : 1:16.350		BEST LAP TIME : 1:16.440	DIFFERENCE : 0.090			
LAP	SECTOR 1	SECTOR 2	LAP TIME	MPH	DIFF	TIME OF DAY
1 -		27.398	1:23.189	85.64	6.749	17:32:44.796
2 -	50.534	26.949	1:17.483	91.95	1.043	17:34:02.279
3 -	49.863	26.815	1:16.678 (2)	92.91	0.238	17:35:18.957
4 -	49.983	27.096	1:17.079	92.43	0.639	17:36:36.036
5 -	50.117	26.956	1:17.073	92.44	0.633	17:37:53.109
6 -	49.535	26.905	1:16.440 (1)	93.20		17:39:09.549
7 -	49.650	27.174	1:16.824 (3)	92.73	0.384	17:40:26.373

P14	661 C	Cameron HARRIS	Yamaha - HARRIS PERFORMANCE			
IDEAL LAP TIME : 1:16.109		BEST LAP TIME : 1:16.201	DIFFERENCE : 0.092			
LAP	SECTOR 1	SECTOR 2	LAP TIME	MPH	DIFF	TIME OF DAY
1 -		27.352	1:24.855	83.96	8.654	17:32:46.462
2 -	50.966	26.743	1:17.709	91.68	1.508	17:34:04.171
3 -	50.678	26.648	1:17.326	92.13	1.125	17:35:21.497
4 -	50.313	26.717	1:17.030	92.49	0.829	17:36:38.527
5 -	49.939	26.465	1:16.404 (3)	93.24	0.203	17:37:54.931
6 -	49.847	26.354	1:16.201 (1)	93.49		17:39:11.132
7 -	49.998	26.262	1:16.260 (2)	93.42	0.059	17:40:27.392

P15	818 C	Alex BARKER	Yamaha - Barker Woodrow Architects			
IDEAL LAP TIME : 1:17.253		BEST LAP TIME : 1:17.253	DIFFERENCE : 0.000			
LAP	SECTOR 1	SECTOR 2	LAP TIME	MPH	DIFF	TIME OF DAY
1 -		27.771	1:25.636	83.19	8.383	17:32:47.243
2 -	51.169	27.365	1:18.534	90.72	1.281	17:34:05.777
3 -	51.169	26.956	1:18.125	91.19	0.872	17:35:23.902
4 -	50.407	26.846	1:17.253 (1)	92.22		17:36:41.155
5 -	50.816	27.248	1:18.064	91.26	0.811	17:37:59.219
6 -	50.854	26.920	1:17.774 (3)	91.60	0.521	17:39:16.993
7 -	50.550	27.010	1:17.560 (2)	91.85	0.307	17:40:34.553

P16	23	Austin WREN	Triumph - Factory Finish			
IDEAL LAP TIME : 1:17.535		BEST LAP TIME : 1:17.559	DIFFERENCE : 0.024			
LAP	SECTOR 1	SECTOR 2	LAP TIME	MPH	DIFF	TIME OF DAY
1 -		27.411	1:24.673	84.14	7.114	17:32:46.280
2 -	50.967	27.300	1:18.267 (2)	91.02	0.708	17:34:04.547
3 -	51.134	27.162	1:18.296 (3)	90.99	0.737	17:35:22.843
4 -	50.373	27.186	1:17.559 (1)	91.86		17:36:40.402
5 -	51.432	27.205	1:18.637	90.60	1.078	17:37:59.039
6 -	51.587	27.195	1:18.782	90.43	1.223	17:39:17.821
7 -	50.760	27.604	1:18.364	90.91	0.805	17:40:36.185

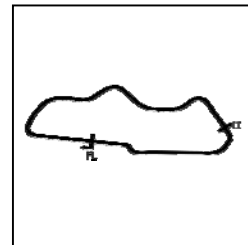
Weather / Track : Cloudy / Dry

Donington Park National
Circuit Length = 1.9790 miles
Start: 17:31 Flag 17:39 End: 17:41

BMCRC - MRO Championships 2019 - Rnd 4 @ Donington Park

Team Respro MRO 600 inc MSS Performance Clubman 600

RACE 10 - SECTOR ANALYSIS



SECTOR 1 = FL to I1, SECTOR 2 = I1 to FL, DIFF = Difference To Personal Best Lap, P = Crossed Finish Line in Pit Lane, D = Time Disallowed

P17 81 C Liam DUFFETT			Triumph -			
IDEAL LAP TIME : 1:17.766		BEST LAP TIME : 1:17.897		DIFFERENCE : 0.131		
LAP	SECTOR 1	SECTOR 2	LAP TIME	MPH	DIFF	TIME OF DAY
1 -		27.773	1:25.971	82.87	8.074	17:32:47.578
2 -	51.504	27.114	1:18.618	90.62	0.721	17:34:06.196
3 -	51.577	27.375	1:18.952	90.24	1.055	17:35:25.148
4 -	50.899	27.138	1:18.037	91.29	0.140	17:36:43.185
5 -	50.890	27.007	1:17.897 (1)	91.46		17:38:01.082
6 -	50.864	27.127	1:17.991 (3)	91.35	0.094	17:39:19.073
7 -	50.759	27.154	1:17.913 (2)	91.44	0.016	17:40:36.986

P18 88 C Michael STANLEY			Triumph -			
IDEAL LAP TIME : 1:18.813		BEST LAP TIME : 1:18.861		DIFFERENCE : 0.048		
LAP	SECTOR 1	SECTOR 2	LAP TIME	MPH	DIFF	TIME OF DAY
1 -		27.772	1:24.806	84.01	5.945	17:32:46.413
2 -	51.701	27.607	1:19.308	89.83	0.447	17:34:05.721
3 -	51.699	28.014	1:19.713	89.37	0.852	17:35:25.434
4 -	51.310	27.638	1:18.948 (2)	90.24	0.087	17:36:44.382
5 -	51.316	27.809	1:19.125 (3)	90.04	0.264	17:38:03.507
6 -	51.358	27.503	1:18.861 (1)	90.34		17:39:22.368
7 -	51.574	27.772	1:19.346	89.79	0.485	17:40:41.714

P19 75 C Paul MARLEY			Kawasaki -			
IDEAL LAP TIME : 1:19.172		BEST LAP TIME : 1:19.364		DIFFERENCE : 0.192		
LAP	SECTOR 1	SECTOR 2	LAP TIME	MPH	DIFF	TIME OF DAY
1 -		27.776	1:26.405	82.45	7.041	17:32:48.012
2 -	51.902	27.937	1:19.839	89.23	0.475	17:34:07.851
3 -	51.796	27.702	1:19.498 (3)	89.62	0.134	17:35:27.349
4 -	51.692	27.787	1:19.479 (2)	89.64	0.115	17:36:46.828
5 -	51.718	27.646	1:19.364 (1)	89.77		17:38:06.192
6 -	51.526	28.056	1:19.582	89.52	0.218	17:39:25.774
7 -	51.731	27.936	1:19.667	89.43	0.303	17:40:45.441

P20 27 Nicole LYNCH			Yamaha - Medlar Racing			
IDEAL LAP TIME : 1:20.145		BEST LAP TIME : 1:20.145		DIFFERENCE : 0.000		
LAP	SECTOR 1	SECTOR 2	LAP TIME	MPH	DIFF	TIME OF DAY
1 -		28.550	1:28.010	80.95	7.865	17:32:49.617
2 -	53.282	27.845	1:21.127 (2)	87.82	0.982	17:34:10.744
3 -	52.555	27.590	1:20.145 (1)	88.89		17:35:30.889
4 -	52.961	28.212	1:21.173 (3)	87.77	1.028	17:36:52.062
5 -	53.258	28.275	1:21.533	87.38	1.388	17:38:13.595
6 -	52.941	28.233	1:21.174	87.77	1.029	17:39:34.769
7 -	53.082	28.116	1:21.198	87.74	1.053	17:40:55.967

P21 675 Samuel SMYTH			Triumph -			
IDEAL LAP TIME : 1:18.204		BEST LAP TIME : 1:18.234		DIFFERENCE : 0.030		
LAP	SECTOR 1	SECTOR 2	LAP TIME	MPH	DIFF	TIME OF DAY
1 -		28.224	1:35.295	74.76	17.061	17:32:56.902
2 -	52.434	28.440	1:20.874	88.09	2.640	17:34:17.776
3 -	54.737	28.328	1:23.065	85.77	4.831	17:35:40.841
4 -	51.747	27.865	1:19.612 (3)	89.49	1.378	17:37:00.453
5 -	52.081	27.603	1:19.684	89.41	1.450	17:38:20.137
6 -	52.061	27.516	1:19.577 (2)	89.53	1.343	17:39:39.714
7 -	50.688	27.546	1:18.234 (1)	91.06		17:40:57.948

P22 60 C Eddie CROKER			Kawasaki -			
IDEAL LAP TIME : 1:20.672		BEST LAP TIME : 1:20.729		DIFFERENCE : 0.057		
LAP	SECTOR 1	SECTOR 2	LAP TIME	MPH	DIFF	TIME OF DAY
1 -						
2 -						
3 -						
4 -						
5 -						
6 -						
7 -						

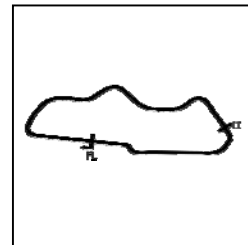
Weather / Track : Cloudy / Dry

Donington Park National
Circuit Length = 1.9790 miles
Start: 17:31 Flag 17:39 End: 17:41

BMCRC - MRO Championships 2019 - Rnd 4 @ Donington Park

Team Respro MRO 600 inc MSS Performance Clubman 600

RACE 10 - SECTOR ANALYSIS



SECTOR 1 = FL to I1, SECTOR 2 = I1 to FL, DIFF = Difference To Personal Best Lap, P = Crossed Finish Line in Pit Lane, D = Time Disallowed

1 -		28.651	1:31.030	78.26	10.301	17:32:52.637
2 -	54.898	29.102	1:24.000	84.81	3.271	17:34:16.637
3 -	54.093	28.061	1:22.154	86.72	1.425	17:35:38.791
4 -	52.970	27.824	1:20.794 (2)	88.18	0.065	17:36:59.585
5 -	53.597	28.359	1:21.956 (3)	86.93	1.227	17:38:21.541
6 -	52.848	27.881	1:20.729 (1)	88.25		17:39:42.270
7 -	53.641	29.561	1:23.202	85.63	2.473	17:41:05.472

P23		8 C		Dave SAUNDERS		Honda -	
IDEAL LAP TIME : 1:22.059		BEST LAP TIME : 1:22.430		DIFFERENCE : 0.371			
LAP	SECTOR 1	SECTOR 2	LAP TIME	MPH	DIFF	TIME OF DAY	
1 -		28.956	1:30.733	78.52	8.303	17:32:52.340	
2 -	55.552	29.244	1:24.796	84.02	2.366	17:34:17.136	
3 -	54.603	28.276	1:22.879	85.96	0.449	17:35:40.015	
4 -	54.085	28.345	1:22.430 (1)	86.43		17:37:02.445	
5 -	54.208	28.488	1:22.696	86.15	0.266	17:38:25.141	
6 -	54.486	28.011	1:22.497 (3)	86.36	0.067	17:39:47.638	
7 -	54.473	27.974	1:22.447 (2)	86.41	0.017	17:41:10.085	

P24		41 C		Ian RAE		Triumph - Richie ramsay golf.com	
IDEAL LAP TIME : 1:22.041		BEST LAP TIME : 1:22.041		DIFFERENCE : 0.000			
LAP	SECTOR 1	SECTOR 2	LAP TIME	MPH	DIFF	TIME OF DAY	
1 -		28.993	1:29.876	79.27	7.835	17:32:51.483	
2 -	53.445	28.596	1:22.041 (1)	86.84		17:34:13.524	
3 -	53.690	29.167	1:22.857 (2)	85.98	0.816	17:35:36.381	
4 -	54.335	29.516	1:23.851	84.96	1.810	17:37:00.232	
5 -	54.608	29.541	1:24.149	84.66	2.108	17:38:24.381	
6 -	54.519	29.561	1:24.080	84.73	2.039	17:39:48.461	
7 -	54.073	29.207	1:23.280 (3)	85.55	1.239	17:41:11.741	

P25		96 C		Bradley ROBINSON		Kawasaki -	
IDEAL LAP TIME : 1:23.806		BEST LAP TIME : 1:24.446		DIFFERENCE : 0.640			
LAP	SECTOR 1	SECTOR 2	LAP TIME	MPH	DIFF	TIME OF DAY	
1 -		28.914	1:31.743	77.65	7.297	17:32:53.350	
2 -	54.892	29.554	1:24.446 (1)	84.36		17:34:17.796	
3 -	55.346	29.567	1:24.913 (3)	83.90	0.467	17:35:42.709	
4 -	55.504	29.910	1:25.414	83.41	0.968	17:37:08.123	
5 -	56.071	30.028	1:26.099	82.74	1.653	17:38:34.222	
6 -	55.287	29.359	1:24.646 (2)	84.16	0.200	17:39:58.868	

P26		93 C		Jack GRISTWOOD		Suzuki -	
IDEAL LAP TIME : 1:24.953		BEST LAP TIME : 1:25.053		DIFFERENCE : 0.100			
LAP	SECTOR 1	SECTOR 2	LAP TIME	MPH	DIFF	TIME OF DAY	
1 -		29.788	1:30.128	79.04	5.075	17:32:51.735	
2 -	55.531	29.663	1:25.194 (2)	83.62	0.141	17:34:16.929	
3 -	55.612	29.646	1:25.258 (3)	83.56	0.205	17:35:42.187	
4 -	55.307	29.746	1:25.053 (1)	83.76		17:37:07.240	
5 -	55.920	30.451	1:26.371	82.48	1.318	17:38:33.611	
6 -	55.497	30.114	1:25.611	83.22	0.558	17:39:59.222	

Weather / Track : Cloudy / Dry

Donington Park National
Circuit Length = 1.9790 miles
Start: 17:31 Flag 17:39 End: 17:41

BMCRC - MRO Championships 2019 - Rnd 4 @ Donington Park

Team Respro MRO 600 inc MSS Performance Clubman 600

RACE 10 - BEST SECTORS

SECTOR 1			SECTOR 2			IDEAL / BEST COMPARISON						
POS	NO	NAME	TIME	NO	NAME	TIME	POS	NO	NAME	IDEAL	BEST	DIFF
									PERFECT LAP	1:11.480		
1	84	WOTTON	46.242	84	WOTTON	25.238	1	84	WOTTON	1:11.480	1:11.480	0.000
2	861	SHOUBRIDGE	46.719	86	KELMAN	25.388	2	861	SHOUBRIDGE	1:12.230	1:12.247	0.017
3	56	MILLS	46.794	56	MILLS	25.502	3	56	MILLS	1:12.296	1:12.296	0.000
4	86	KELMAN	46.936	861	SHOUBRIDGE	25.511	4	86	KELMAN	1:12.324	1:12.324	0.000
5	82	SMITH	47.512	82	SMITH	25.653	5	82	SMITH	1:13.165	1:13.165	0.000
6	912	WHITE	47.953	912	WHITE	25.759	6	912	WHITE	1:13.712	1:14.010	0.298
7	188	KRAWIECKI	48.278	39	HIGGINS	25.846	7	95	ROBERTSON	1:14.147	1:14.147	0.000
8	95	ROBERTSON	48.291	95	ROBERTSON	25.856	8	39	HIGGINS	1:14.258	1:14.311	0.053
9	39	HIGGINS	48.412	29	STONE	26.124	9	188	KRAWIECKI	1:14.465	1:14.622	0.157
10	29	STONE	48.664	188	KRAWIECKI	26.187	10	29	STONE	1:14.788	1:14.788	0.000
11	12	BLOCH	49.450	661	HARRIS	26.262	11	12	BLOCH	1:16.003	1:16.191	0.188
12	881	CARSON	49.535	12	BLOCH	26.553	12	661	HARRIS	1:16.109	1:16.201	0.092
13	21	WHITCHER	49.702	21	WHITCHER	26.613	13	21	WHITCHER	1:16.315	1:16.392	0.077
14	661	HARRIS	49.847	881	CARSON	26.815	14	881	CARSON	1:16.350	1:16.440	0.090
15	23	WREN	50.373	818	BARKER	26.846	15	818	BARKER	1:17.253	1:17.253	0.000
16	818	BARKER	50.407	81	DUFFETT	27.007	16	23	WREN	1:17.535	1:17.559	0.024
17	675	SMYTH	50.688	23	WREN	27.162	17	81	DUFFETT	1:17.766	1:17.897	0.131
18	81	DUFFETT	50.759	88	STANLEY	27.503	18	675	SMYTH	1:18.204	1:18.234	0.030
19	88	STANLEY	51.310	675	SMYTH	27.516	19	88	STANLEY	1:18.813	1:18.861	0.048
20	75	MARLEY	51.526	27	LYNCH	27.590	20	75	MARLEY	1:19.172	1:19.364	0.192
21	27	LYNCH	52.555	75	MARLEY	27.646	21	27	LYNCH	1:20.145	1:20.145	0.000
22	60	CROKER	52.848	60	CROKER	27.824	22	60	CROKER	1:20.672	1:20.729	0.057
23	41	RAE	53.445	8	SAUNDERS	27.974	23	41	RAE	1:22.041	1:22.041	0.000
24	8	SAUNDERS	54.085	41	RAE	28.596	24	8	SAUNDERS	1:22.059	1:22.430	0.371
25	96	ROBINSON	54.892	96	ROBINSON	28.914	25	96	ROBINSON	1:23.806	1:24.446	0.640
26	93	GRISTWOOD	55.307	93	GRISTWOOD	29.646	26	93	GRISTWOOD	1:24.953	1:25.053	0.100

Weather / Track : Cloudy / Dry

Results can be found at www.tsl-timing.com

Donington Park National
 Circuit Length = 1.9790 miles
 Start: 17:31 Flag 17:39 End: 17:41

Printed - 17:45 Saturday, 18 May 2019

BMCRC - MRO Championships 2019 - Rnd 4 @ Donington Park

Team Respro MRO 600 inc MSS Performance Clubman 600



RACE 9 - GRID (10 Laps)

ROW 10	30	883 Ben SHUTTLEWOOD	29	666 Shane BEASLEY	28	149 Callum HAMMETT	
ROW 9		27	10 Lewis BRAMWELL	26	93 Jack GRISTWOOD	25	96 Bradley ROBINSON
ROW 8		24	8 Dave SAUNDERS	23	41 Ian RAE	22	60 Eddie CROKER
ROW 7		21	27 Nicole LYNCH	20	75 Paul MARLEY	19	88 Michael STANLEY
ROW 6		18	675 Samuel SMYTH	17	81 Liam DUFFETT	16	23 Austin WREN
ROW 5		15	818 Alex BARKER	14	881 David CARSON	13	21 Nick WHITCHER
ROW 4		12	661 Cameron HARRIS	11	12 Cedric BLOCH	10	29 Charlie STONE
ROW 3		9	188 Dawid KRAWIECKI	8	39 Luke O HIGGINS	7	95 Grant ROBERTSON
ROW 2		6	912 Michael WHITE	5	82 Andrew SMITH	4	86 Jamie KELMAN
ROW 1		3	56 Michael MILLS	2	861 David SHOUBRIDGE	1	84 Ben WOTTON
Pole							

Donington Park National
Circuit Length = 1.9790 miles

These results are provisional until the conclusion of any judicial and technical matters.

Clerk Of Course :	Timekeeper :
-------------------	--------------

Results can be found at www.tsl-timing.com

Printed - 17:47 Saturday, 18 May 2019



BMCRC - MRO Championships 2019 - Rnd 4 @ Donington Park

Team Respro MRO 600 inc MSS Performance Clubman 600

RACE 9 - CLASSIFICATION

POS	NO	CL	PIC NAME	ENTRY	LAPS	TIME	GAP	DIFF	MPH	BEST	ON
1	84		1 Ben WOTTON	Triumph - jAMES JACKSON RACING (JJR) TRIUM	10	12:11.786			97.17	1:11.400	7
2	861		2 David SHOUBRIDGE	Kawasaki - Old Garage Legends	10	12:14.841	3.055	3.055	96.76	1:12.226	6
3	56		3 Michael MILLS	Yamaha - A51 Racing	10	12:18.535	6.749	3.694	96.28	1:12.217	6
4	912	C	1 Michael WHITE	Yamaha - Race Lab Suspension	10	12:28.172	16.386	9.637	95.04	1:13.718	2
5	82		4 Andrew SMITH	Kawasaki - MSS Performance / Addition Steel	10	12:28.255	16.469	0.083	95.03	1:13.872	3
6	39		5 Luke O HIGGINS	Triumph -	10	12:28.888	17.102	0.633	94.95	1:13.195	10
7	95		6 Grant ROBERTSON	Kawasaki -	10	12:30.488	18.702	1.600	94.75	1:13.591	5
8	193		7 Broderick WHITMORE-WILSON	Triumph -	10	12:34.725	22.939	4.237	94.21	1:13.341	9
9	188	C	2 Dawid KRAWIECKI	Yamaha - Code Blue LTD & D A East Electrical	10	12:36.981	25.195	2.256	93.93	1:14.311	2
10	29	C	3 Charlie STONE	Kawasaki - Loveday autos	10	12:38.923	27.137	1.942	93.69	1:14.903	9
11	12	C	4 Cedric BLOCH	Kawasaki - Brigit's Group & SDC Performance	10	12:39.870	28.084	0.947	93.58	1:14.865	8
12	21	C	5 Nick WHITCHER	Yamaha -	10	12:41.083	29.297	1.213	93.43	1:14.582	6
13	881		8 David CARSON	Kawasaki - www.TwoDavesRacing.com	10	12:49.521	37.735	8.438	92.40	1:15.719	5
14	818	C	6 Alex BARKER	Yamaha - Barker Woodrow Architects	10	12:50.906	39.120	1.385	92.24	1:15.882	10
15	81	C	7 Liam DUFFETT	Triumph -	10	12:51.847	40.061	0.941	92.12	1:16.148	8
16	883		9 Ben SHUTTLEWOOD	Triumph - MJP SERVICES/HEMMINGS HAULAGE	10	13:00.328	48.542	8.481	91.12	1:16.239	10
17	10		10 Lewis BRAMWELL	Suzuki - The Bike Specialist	10	13:02.028	50.242	1.700	90.93	1:16.544	8
18	675		11 Samuel SMYTH	Triumph -	10	13:03.723	51.937	1.695	90.73	1:15.937	10
19	23		12 Austin WREN	Triumph - Factory Finish	10	13:05.833	54.047	2.110	90.48	1:17.334	8
20	661	C	8 Cameron HARRIS	Yamaha - HARRIS PERFORMANCE	10	13:10.980	59.194	5.147	89.90	1:17.140	5
21	75	C	9 Paul MARLEY	Kawasaki -	10	13:18.996	1:07.210	8.016	88.99	1:18.729	2
22	27		13 Nicole LYNCH	Yamaha - Medlar Racing	9	12:13.982	1 Lap	1 Lap	87.17	1:18.980	3
23	8	C	10 Dave SAUNDERS	Honda -	9	12:26.434	1 Lap	12.452	85.72	1:21.018	2
24	41	C	11 Ian RAE	Triumph - Richie ramsay golf.com	9	12:26.895	1 Lap	0.461	85.66	1:21.270	8
25	60	C	12 Eddie CROKER	Kawasaki -	9	12:37.947	1 Lap	11.052	84.41	1:22.365	9
26	93	C	13 Jack GRISTWOOD	Suzuki -	9	12:40.808	1 Lap	2.861	84.10	1:22.922	7

NOT CLASSIFIED

DNF	86		Jamie KELMAN	Triumph - Phased Out Racing	2	2:28.823	8 Laps	7 Laps	94.82	1:12.079	2
-----	----	--	--------------	-----------------------------	---	----------	--------	--------	-------	----------	---

FASTEST LAP

	84		Ben WOTTON	Triumph - jAMES JACKSON RACING (JJR) TRIUM	7	1:11.400			99.78 mph	160.58 kph	
	912	C	Michael WHITE	Yamaha - Race Lab Suspension	2	1:13.718			96.64 mph	155.53 kph	

Class - 92.5% of Race Speed = 89.88 mph
 Class C - 92.5% of Race Speed = 87.91 mph

Donington Park National
 Circuit Length = 1.9790 miles
 Start: 11:57 Flag 12:09 End: 12:10

Weather / Track : Bright / Dry

These results are provisional until the conclusion of any judicial and technical matters.

Clerk Of Course :	Timekeeper :
-------------------	--------------

Results can be found at www.tsl-timing.com

Printed - 12:12 Sunday, 19 May 2019



BMCRC - MRO Championships 2019 - Rnd 4 @ Donington Park

Team Respro MRO 600 inc MSS Performance Clubman 600

RACE 9 - LAP CHART

LAP 1 @ 11:58:29.881		
NO	BEHIND	LAP TIME

86		1:16.744
56	0.723	1:17.467
912	1.670	1:18.414
82	2.117	1:18.861
861	2.325	1:19.069
84	2.352	1:19.096
188	3.217	1:19.961
95	3.487	1:20.231
39	4.248	1:20.992
12	4.346	1:21.090
29	4.752	1:21.496
818	5.793	1:22.537
881	5.849	1:22.593
21	6.228	1:22.972
81	7.180	1:23.924
661	7.375	1:24.119
193	8.253	1:24.997
10	8.321	1:25.065
23	8.637	1:25.381
883	9.416	1:26.160
75	9.478	1:26.222
675	10.293	1:27.037
27	10.741	1:27.485
8	12.136	1:28.880
41	13.143	1:29.887
93	13.276	1:30.020
60	14.999	1:31.743

LAP 2 @ 11:59:41.960		
NO	BEHIND	LAP TIME

86		1:12.079
56	1.926	1:13.282
912	3.309	1:13.718
84	3.435	1:13.162
861	3.633	1:13.387
82	4.068	1:14.030
188	5.449	1:14.311
95	5.674	1:14.266
39	6.435	1:14.266
12	7.478	1:15.211
29	8.133	1:15.460
881	9.796	1:16.026
21	10.329	1:16.180
818	11.080	1:17.366
193	11.485	1:15.311
81	11.514	1:16.413
661	12.809	1:17.513
10	13.926	1:17.684
23	14.095	1:17.537
883	15.098	1:17.761
75	16.128	1:18.729
675	17.262	1:19.048
27	18.199	1:19.537
8	21.075	1:21.018
41	22.461	1:21.397
93	24.166	1:22.969
60	26.886	1:23.966

LAP 3 @ 12:00:57.161		
NO	BEHIND	LAP TIME

56		1:13.275
----	--	----------

84	0.319	1:12.085
861	0.807	1:12.375
912	2.311	1:14.203
82	2.739	1:13.872
95	4.735	1:14.262
188	5.544	1:15.296
39	5.738	1:14.504
12	8.418	1:16.141
29	8.885	1:15.953
881	10.808	1:16.213
21	10.952	1:15.824
193	11.374	1:15.090
818	12.750	1:16.871
81	13.484	1:17.171
10	16.340	1:17.615
23	16.788	1:17.894
883	17.216	1:17.319
661	19.862	1:22.254
75	20.197	1:19.270
675	20.637	1:18.576
27	21.978	1:18.980
8	28.107	1:22.233
41	30.283	1:23.023
93	34.073	1:25.108
60	35.056	1:23.371

LAP 4 @ 12:02:10.621		
NO	BEHIND	LAP TIME

56		1:13.460
861	0.267	1:12.920
84	0.349	1:13.490
912	3.256	1:14.405
82	3.456	1:14.177
95	5.323	1:14.048
39	7.643	1:15.365
188	7.668	1:15.584
29	10.937	1:15.512
12	11.405	1:16.447
881	13.216	1:15.868
193	13.285	1:15.371
21	13.594	1:16.102
818	15.606	1:16.316
81	16.640	1:16.616
10	21.021	1:18.141
883	21.923	1:18.167
23	21.987	1:18.659
661	24.435	1:18.033
675	25.938	1:18.761
75	26.219	1:19.482
27	28.448	1:19.930
8	37.073	1:22.426
41	38.481	1:21.658
60	44.445	1:22.849
93	45.325	1:24.712

LAP 5 @ 12:03:23.907		
NO	BEHIND	LAP TIME

56		1:13.286
84	0.111	1:13.048
861	0.338	1:13.357
82	4.589	1:14.419
912	4.685	1:14.715
95	5.628	1:13.591
39	9.186	1:14.829

188	9.976	1:15.594
29	13.247	1:15.596
12	13.802	1:15.683
193	14.950	1:14.951
881	15.649	1:15.719
21	15.785	1:15.477
818	18.377	1:16.057
81	19.628	1:16.274
883	25.794	1:17.157
10	26.007	1:18.272
23	26.767	1:18.066
661	28.289	1:17.140
675	29.843	1:17.191
75	31.777	1:18.844
27	34.653	1:19.491
8	47.612	1:23.825
41	48.298	1:23.103
60	53.875	1:22.716
93	56.195	1:24.156

LAP 6 @ 12:04:35.561		
NO	BEHIND	LAP TIME

84		1:11.543
56	0.563	1:12.217
861	0.910	1:12.226
82	7.025	1:14.090
912	7.670	1:14.639
95	7.870	1:13.896
39	11.623	1:14.091
188	13.028	1:14.706
29	16.598	1:15.005
193	16.875	1:13.579
12	17.251	1:15.103
21	18.713	1:14.582
881	19.765	1:15.770
818	23.343	1:16.620
81	24.153	1:16.179
883	31.952	1:17.812
10	32.048	1:17.695
23	32.618	1:17.505
675	34.814	1:16.625
661	35.770	1:19.135
75	39.148	1:19.025
27	43.631	1:20.632
8	58.722	1:22.764
41	59.301	1:22.657
60	1:06.769	1:24.548
93	1:08.147	1:23.606

LAP 7 @ 12:05:46.961		
NO	BEHIND	LAP TIME

84		1:11.400
861	2.240	1:12.730
56	2.514	1:13.351
82	10.050	1:14.425
912	10.412	1:14.142
95	10.804	1:14.334
39	13.976	1:13.753
188	16.675	1:15.047
193	19.525	1:14.050
29	20.280	1:15.082
12	20.785	1:14.934
21	22.331	1:15.018
881	25.298	1:16.933

818	28.756	1:16.813
81	29.521	1:16.768
883	37.006	1:16.454
10	37.782	1:17.134
23	38.849	1:17.631
675	40.047	1:16.633
661	42.029	1:17.659
75	47.165	1:19.417
27	53.664	1:21.433
8	1:09.351	1:22.029
41	1:10.113	1:22.212

LAP 8 @ 12:06:59.722		
NO	BEHIND	LAP TIME

84		1:12.761
861	2.248	1:12.769
56	3.696	1:13.943
60	1 Lap	1:22.863
93	1 Lap	1:22.922
82	11.169	1:13.880
912	11.484	1:13.833
95	12.459	1:14.416
39	14.972	1:13.757
188	19.145	1:15.231
193	20.263	1:13.499
29	22.447	1:14.928
12	22.889	1:14.865
21	24.780	1:15.210
881	29.868	1:17.331
818	32.331	1:16.336
81	32.908	1:16.148
883	40.897	1:16.652
10	41.565	1:16.544
23	43.422	1:17.334
675	43.986	1:16.700
661	46.449	1:17.181
75	53.450	1:19.046
27	1:03.696	1:22.793

LAP 9 @ 12:08:12.442		
NO	BEHIND	LAP TIME

84		1:12.720
861	2.209	1:12.681
56	4.300	1:13.324
8	1 Lap	1:21.289
41	1 Lap	1:21.270
912	14.335	1:15.571
82	14.456	1:16.007
60	1 Lap	1:23.526
95	16.332	1:16.593
39	16.388	1:14.136
93	1 Lap	1:23.945
193	20.884	1:13.341
188	21.578	1:15.153
29	24.630	1:14.903
12	25.604	1:15.435
21	27.048	1:14.988
881	34.079	1:16.931
818	35.719	1:16.108
81	36.336	1:16.148
883	44.784	1:16.607
10	45.741	1:16.896
23	48.252	1:17.550
675	48.481	1:17.215

LAP 10 @ 12:09:24.923		
NO	BEHIND	LAP TIME

84		1:12.481
27	1 Lap	1:23.701
861	3.055	1:13.327
56	6.749	1:14.930
8	1 Lap	1:21.970
41	1 Lap	1:21.688
912	16.386	1:14.532
82	16.469	1:14.494
39	17.102	1:13.195
95	18.702	1:14.851
193	22.939	1:14.536
188	25.195	1:16.098
60	1 Lap	1:22.365
29	27.137	1:14.988
12	28.084	1:14.961
93	1 Lap	1:23.370
21	29.297	1:14.730
881	37.735	1:16.137
818	39.120	1:15.882
81	40.061	1:16.206
883	48.542	1:16.239
10	50.242	1:16.982
675	51.937	1:15.937
23	54.047	1:18.276
661	59.194	1:19.392
75	1:07.210	1:19.573

Weather / Track : Bright / Dry

Donington Park National
Circuit Length = 1.9790 miles
Start: 11:57 Flag 12:09 End: 12:10

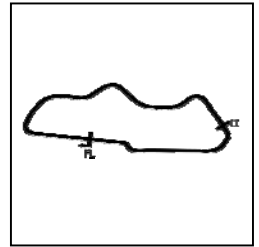
Results can be found at www.tsl-timing.com

Printed - 12:13 Sunday, 19 May 2019

BMCRC - MRO Championships 2019 - Rnd 4 @ Donington Park

Team Respro MRO 600 inc MSS Performance Clubman 600

RACE 9 - SECTOR ANALYSIS



SECTOR 1 = FL to I1, SECTOR 2 = I1 to FL, DIFF = Difference To Personal Best Lap, P = Crossed Finish Line in Pit Lane, D = Time Disallowed

P1 84 Ben WOTTON		Triumph - jAMES JACKSON RACING (JJR) TRIUMPH				
IDEAL LAP TIME : 1:11.389		BEST LAP TIME : 1:11.400		DIFFERENCE : 0.011		
LAP	SECTOR 1	SECTOR 2	LAP TIME	MPH	DIFF	TIME OF DAY
1 -		25.840	1:19.096	90.07	7.696	11:58:32.233
2 -	47.535	25.627	1:13.162	97.38	1.762	11:59:45.395
3 -	46.702	25.383	1:12.085 (3)	98.83	0.685	12:00:57.480
4 -	47.862	25.628	1:13.490	96.94	2.090	12:02:10.970
5 -	47.834	25.214	1:13.048	97.53	1.648	12:03:24.018
6 -	46.262	25.281	1:11.543 (2)	99.58	0.143	12:04:35.561
7 -	46.175	25.225	1:11.400 (1)	99.78		12:05:46.961
8 -	47.336	25.425	1:12.761	97.91	1.361	12:06:59.722
9 -	47.421	25.299	1:12.720	97.97	1.320	12:08:12.442
10 -	46.882	25.599	1:12.481	98.29	1.081	12:09:24.923

P2 861 David SHOUBRIDGE		Kawasaki - Old Garage Legends				
IDEAL LAP TIME : 1:12.121		BEST LAP TIME : 1:12.226		DIFFERENCE : 0.105		
LAP	SECTOR 1	SECTOR 2	LAP TIME	MPH	DIFF	TIME OF DAY
1 -		26.393	1:19.069	90.10	6.843	11:58:32.206
2 -	47.371	26.016	1:13.387	97.08	1.161	11:59:45.593
3 -	46.854	25.521	1:12.375 (2)	98.44	0.149	12:00:57.968
4 -	47.040	25.880	1:12.920	97.70	0.694	12:02:10.888
5 -	47.739	25.618	1:13.357	97.12	1.131	12:03:24.245
6 -	46.784	25.442	1:12.226 (1)	98.64		12:04:36.471
7 -	46.679	26.051	1:12.730	97.96	0.504	12:05:49.201
8 -	47.087	25.682	1:12.769	97.90	0.543	12:07:01.970
9 -	46.967	25.714	1:12.681 (3)	98.02	0.455	12:08:14.651
10 -	46.979	26.348	1:13.327	97.16	1.101	12:09:27.978

P3 56 Michael MILLS		Yamaha - A51 Racing				
IDEAL LAP TIME : 1:12.217		BEST LAP TIME : 1:12.217		DIFFERENCE : 0.000		
LAP	SECTOR 1	SECTOR 2	LAP TIME	MPH	DIFF	TIME OF DAY
1 -		25.664	1:17.467	91.96	5.250	11:58:30.604
2 -	47.742	25.540	1:13.282 (3)	97.22	1.065	11:59:43.886
3 -	47.763	25.512	1:13.275 (2)	97.23	1.058	12:00:57.161
4 -	47.905	25.555	1:13.460	96.98	1.243	12:02:10.621
5 -	47.741	25.545	1:13.286	97.21	1.069	12:03:23.907
6 -	46.942	25.275	1:12.217 (1)	98.65		12:04:36.124
7 -	47.334	26.017	1:13.351	97.13	1.134	12:05:49.475
8 -	48.222	25.721	1:13.943	96.35	1.726	12:07:03.418
9 -	47.471	25.853	1:13.324	97.16	1.107	12:08:16.742
10 -	48.767	26.163	1:14.930	95.08	2.713	12:09:31.672

P4 912 C Michael WHITE		Yamaha - Race Lab Suspension				
IDEAL LAP TIME : 1:13.452		BEST LAP TIME : 1:13.718		DIFFERENCE : 0.266		
LAP	SECTOR 1	SECTOR 2	LAP TIME	MPH	DIFF	TIME OF DAY
1 -		25.952	1:18.414	90.85	4.696	11:58:31.551
2 -	47.823	25.895	1:13.718 (1)	96.64		11:59:45.269
3 -	48.574	25.629	1:14.203	96.01	0.485	12:00:59.472
4 -	48.617	25.788	1:14.405	95.75	0.687	12:02:13.877
5 -	48.544	26.171	1:14.715	95.35	0.997	12:03:28.592
6 -	48.601	26.038	1:14.639	95.45	0.921	12:04:43.231
7 -	48.141	26.001	1:14.142 (3)	96.09	0.424	12:05:57.373
8 -	48.010	25.823	1:13.833 (2)	96.49	0.115	12:07:11.206
9 -	49.143	26.428	1:15.571	94.27	1.853	12:08:26.777
10 -	48.637	25.895	1:14.532	95.59	0.814	12:09:41.309

P5 82 Andrew SMITH		Kawasaki - MSS Performance / Addition Steel				
IDEAL LAP TIME : 1:13.790		BEST LAP TIME : 1:13.872		DIFFERENCE : 0.082		
LAP	SECTOR 1	SECTOR 2	LAP TIME	MPH	DIFF	TIME OF DAY

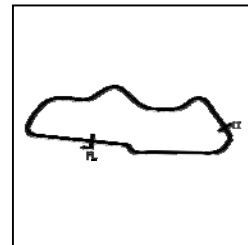
Weather / Track : Bright / Dry

Donington Park National
Circuit Length = 1.9790 miles
Start: 11:57 Flag 12:09 End: 12:10

BMCRC - MRO Championships 2019 - Rnd 4 @ Donington Park

Team Respro MRO 600 inc MSS Performance Clubman 600

RACE 9 - SECTOR ANALYSIS



SECTOR 1 = FL to I1, SECTOR 2 = I1 to FL, DIFF = Difference To Personal Best Lap, P = Crossed Finish Line in Pit Lane, D = Time Disallowed

1 -		25.873	1:18.861	90.34	4.989	11:58:31.998
2 -	48.083	25.947	1:14.030 (3)	96.23	0.158	11:59:46.028
3 -	48.111	25.761	1:13.872 (1)	96.44		12:00:59.900
4 -	48.430	25.747	1:14.177	96.04	0.305	12:02:14.077
5 -	48.615	25.804	1:14.419	95.73	0.547	12:03:28.496
6 -	48.216	25.874	1:14.090	96.16	0.218	12:04:42.586
7 -	48.450	25.975	1:14.425	95.72	0.553	12:05:57.011
8 -	48.091	25.789	1:13.880 (2)	96.43	0.008	12:07:10.891
9 -	49.649	26.358	1:16.007	93.73	2.135	12:08:26.898
10 -	48.787	25.707	1:14.494	95.64	0.622	12:09:41.392

P6 39		Luke O HIGGINS		Triumph -			
IDEAL LAP TIME : 1:13.195		BEST LAP TIME : 1:13.195		DIFFERENCE : 0.000			
LAP	SECTOR 1	SECTOR 2	LAP TIME	MPH	DIFF	TIME OF DAY	
1 -		26.479	1:20.992	87.96	7.797	11:58:34.129	
2 -	48.282	25.984	1:14.266	95.93	1.071	11:59:48.395	
3 -	48.381	26.123	1:14.504	95.62	1.309	12:01:02.899	
4 -	48.894	26.471	1:15.365	94.53	2.170	12:02:18.264	
5 -	48.987	25.842	1:14.829	95.21	1.634	12:03:33.093	
6 -	48.265	25.826	1:14.091	96.16	0.896	12:04:47.184	
7 -	48.144	25.609	1:13.753 (2)	96.60	0.558	12:06:00.937	
8 -	48.031	25.726	1:13.757 (3)	96.59	0.562	12:07:14.694	
9 -	48.047	26.089	1:14.136	96.10	0.941	12:08:28.830	
10 -	47.605	25.590	1:13.195 (1)	97.33		12:09:42.025	

P7 95		Grant ROBERTSON		Kawasaki -			
IDEAL LAP TIME : 1:13.378		BEST LAP TIME : 1:13.591		DIFFERENCE : 0.213			
LAP	SECTOR 1	SECTOR 2	LAP TIME	MPH	DIFF	TIME OF DAY	
1 -		26.220	1:20.231	88.80	6.640	11:58:33.368	
2 -	47.948	26.318	1:14.266	95.93	0.675	11:59:47.634	
3 -	48.552	25.710	1:14.262	95.93	0.671	12:01:01.896	
4 -	48.373	25.675	1:14.048 (3)	96.21	0.457	12:02:15.944	
5 -	48.161	25.430	1:13.591 (1)	96.81		12:03:29.535	
6 -	48.114	25.782	1:13.896 (2)	96.41	0.305	12:04:43.431	
7 -	48.190	26.144	1:14.334	95.84	0.743	12:05:57.765	
8 -	48.416	26.000	1:14.416	95.74	0.825	12:07:12.181	
9 -	48.988	27.605	1:16.593	93.01	3.002	12:08:28.774	
10 -	48.808	26.043	1:14.851	95.18	1.260	12:09:43.625	

P8 193		Broderick WHITMORE-WILSON		Triumph -			
IDEAL LAP TIME : 1:13.341		BEST LAP TIME : 1:13.341		DIFFERENCE : 0.000			
LAP	SECTOR 1	SECTOR 2	LAP TIME	MPH	DIFF	TIME OF DAY	
1 -		26.804	1:24.997	83.82	11.656	11:58:38.134	
2 -	49.182	26.129	1:15.311	94.60	1.970	11:59:53.445	
3 -	49.249	25.841	1:15.090	94.88	1.749	12:01:08.535	
4 -	49.322	26.049	1:15.371	94.52	2.030	12:02:23.906	
5 -	49.205	25.746	1:14.951	95.05	1.610	12:03:38.857	
6 -	47.934	25.645	1:13.579 (3)	96.82	0.238	12:04:52.436	
7 -	48.402	25.648	1:14.050	96.21	0.709	12:06:06.486	
8 -	47.947	25.552	1:13.499 (2)	96.93	0.158	12:07:19.985	
9 -	47.817	25.524	1:13.341 (1)	97.14		12:08:33.326	
10 -	48.784	25.752	1:14.536	95.58	1.195	12:09:47.862	

P9 188 C		Dawid KRAWIECKI		Yamaha - Code Blue LTD & D A East Electrical			
IDEAL LAP TIME : 1:14.013		BEST LAP TIME : 1:14.311		DIFFERENCE : 0.298			
LAP	SECTOR 1	SECTOR 2	LAP TIME	MPH	DIFF	TIME OF DAY	
1 -		26.406	1:19.961	89.10	5.650	11:58:33.098	
2 -	47.912	26.399	1:14.311 (1)	95.87		11:59:47.409	
3 -	49.195	26.101	1:15.296	94.62	0.985	12:01:02.705	
4 -	48.868	26.716	1:15.584	94.26	1.273	12:02:18.289	

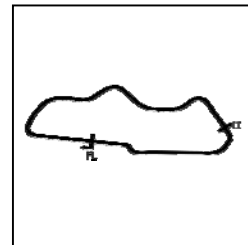
Weather / Track : Bright / Dry

Donington Park National
Circuit Length = 1.9790 miles
Start: 11:57 Flag 12:09 End: 12:10

BMCRC - MRO Championships 2019 - Rnd 4 @ Donington Park

Team Respro MRO 600 inc MSS Performance Clubman 600

RACE 9 - SECTOR ANALYSIS



SECTOR 1 = FL to I1, SECTOR 2 = I1 to FL, DIFF = Difference To Personal Best Lap, P = Crossed Finish Line in Pit Lane, D = Time Disallowed

5 -	49.407	26.187	1:15.594	94.24	1.283	12:03:33.883
6 -	48.276	26.430	1:14.706 (2)	95.36	0.395	12:04:48.589
7 -	48.565	26.482	1:15.047 (3)	94.93	0.736	12:06:03.636
8 -	48.365	26.866	1:15.231	94.70	0.920	12:07:18.867
9 -	48.669	26.484	1:15.153	94.80	0.842	12:08:34.020
10 -	49.174	26.924	1:16.098	93.62	1.787	12:09:50.118

P10 29 C		Charlie STONE		Kawasaki - Loveday autos			
IDEAL LAP TIME : 1:14.744		BEST LAP TIME : 1:14.903		DIFFERENCE : 0.159			
LAP	SECTOR 1	SECTOR 2	LAP TIME	MPH	DIFF	TIME OF DAY	
1 -		26.405	1:21.496	87.42	6.593	11:58:34.633	
2 -	49.168	26.292	1:15.460	94.41	0.557	11:59:50.093	
3 -	49.421	26.532	1:15.953	93.80	1.050	12:01:06.046	
4 -	49.173	26.339	1:15.512	94.35	0.609	12:02:21.558	
5 -	49.351	26.245	1:15.596	94.24	0.693	12:03:37.154	
6 -	48.951	26.054	1:15.005	94.98	0.102	12:04:52.159	
7 -	49.050	26.032	1:15.082	94.89	0.179	12:06:07.241	
8 -	48.712	26.216	1:14.928 (2)	95.08	0.025	12:07:22.169	
9 -	48.715	26.188	1:14.903 (1)	95.11		12:08:37.072	
10 -	48.849	26.139	1:14.988 (3)	95.01	0.085	12:09:52.060	

P11 12 C		Cedric BLOCH		Kawasaki - Brigit's Group & SDC Performance			
IDEAL LAP TIME : 1:14.719		BEST LAP TIME : 1:14.865		DIFFERENCE : 0.146			
LAP	SECTOR 1	SECTOR 2	LAP TIME	MPH	DIFF	TIME OF DAY	
1 -		26.629	1:21.090	87.86	6.225	11:58:34.227	
2 -	48.833	26.378	1:15.211	94.72	0.346	11:59:49.438	
3 -	49.359	26.782	1:16.141	93.57	1.276	12:01:05.579	
4 -	49.806	26.641	1:16.447	93.19	1.582	12:02:22.026	
5 -	49.139	26.544	1:15.683	94.13	0.818	12:03:37.709	
6 -	48.664	26.439	1:15.103	94.86	0.238	12:04:52.812	
7 -	48.668	26.266	1:14.934 (2)	95.07	0.069	12:06:07.746	
8 -	48.773	26.092	1:14.865 (1)	95.16		12:07:22.611	
9 -	48.896	26.539	1:15.435	94.44	0.570	12:08:38.046	
10 -	48.627	26.334	1:14.961 (3)	95.04	0.096	12:09:53.007	

P12 21 C		Nick WHITCHER		Yamaha -			
IDEAL LAP TIME : 1:14.582		BEST LAP TIME : 1:14.582		DIFFERENCE : 0.000			
LAP	SECTOR 1	SECTOR 2	LAP TIME	MPH	DIFF	TIME OF DAY	
1 -		26.775	1:22.972	85.86	8.390	11:58:36.109	
2 -	49.827	26.353	1:16.180	93.52	1.598	11:59:52.289	
3 -	49.447	26.377	1:15.824	93.96	1.242	12:01:08.113	
4 -	49.503	26.599	1:16.102	93.61	1.520	12:02:24.215	
5 -	49.178	26.299	1:15.477	94.39	0.895	12:03:39.692	
6 -	48.399	26.183	1:14.582 (1)	95.52		12:04:54.274	
7 -	48.689	26.329	1:15.018	94.97	0.436	12:06:09.292	
8 -	48.781	26.429	1:15.210	94.72	0.628	12:07:24.502	
9 -	48.741	26.247	1:14.988 (3)	95.01	0.406	12:08:39.490	
10 -	48.425	26.305	1:14.730 (2)	95.33	0.148	12:09:54.220	

P13 881		David CARSON		Kawasaki - www.TwoDavesRacing.com			
IDEAL LAP TIME : 1:15.569		BEST LAP TIME : 1:15.719		DIFFERENCE : 0.150			
LAP	SECTOR 1	SECTOR 2	LAP TIME	MPH	DIFF	TIME OF DAY	
1 -		26.787	1:22.593	86.26	6.874	11:58:35.730	
2 -	49.444	26.582	1:16.026	93.71	0.307	11:59:51.756	
3 -	49.478	26.735	1:16.213	93.48	0.494	12:01:07.969	
4 -	49.268	26.600	1:15.868 (3)	93.90	0.149	12:02:23.837	
5 -	49.064	26.655	1:15.719 (1)	94.09		12:03:39.556	
6 -	48.987	26.783	1:15.770 (2)	94.02	0.051	12:04:55.326	
7 -	49.801	27.132	1:16.933	92.60	1.214	12:06:12.259	
8 -	50.275	27.056	1:17.331	92.13	1.612	12:07:29.590	

Weather / Track : Bright / Dry

Donington Park National
Circuit Length = 1.9790 miles
Start: 11:57 Flag 12:09 End: 12:10

BMCRC - MRO Championships 2019 - Rnd 4 @ Donington Park

Team Respro MRO 600 inc MSS Performance Clubman 600

RACE 9 - SECTOR ANALYSIS



SECTOR 1 = FL to I1, SECTOR 2 = I1 to FL, DIFF = Difference To Personal Best Lap, P = Crossed Finish Line in Pit Lane, D = Time Disallowed

9 -	50.193	26.738	1:16.931	92.61	1.212	12:08:46.521
10 -	49.499	26.638	1:16.137	93.57	0.418	12:10:02.658

P14 818 C		Alex BARKER		Yamaha - Barker Woodrow Architects			
IDEAL LAP TIME : 1:15.519		BEST LAP TIME : 1:15.882		DIFFERENCE : 0.363			
LAP	SECTOR 1	SECTOR 2	LAP TIME	MPH	DIFF	TIME OF DAY	
1 -		26.969	1:22.537	86.32	6.655	11:58:35.674	
2 -	50.620	26.746	1:17.366	92.09	1.484	11:59:53.040	
3 -	50.379	26.492	1:16.871	92.68	0.989	12:01:09.911	
4 -	49.657	26.659	1:16.316	93.35	0.434	12:02:26.227	
5 -	49.585	26.472	1:16.057 (2)	93.67	0.175	12:03:42.284	
6 -	50.008	26.612	1:16.620	92.98	0.738	12:04:58.904	
7 -	50.134	26.679	1:16.813	92.75	0.931	12:06:15.717	
8 -	49.826	26.510	1:16.336	93.33	0.454	12:07:32.053	
9 -	49.593	26.515	1:16.108 (3)	93.61	0.226	12:08:48.161	
10 -	49.047	26.835	1:15.882 (1)	93.89		12:10:04.043	

P15 81 C		Liam DUFFETT		Triumph -			
IDEAL LAP TIME : 1:15.923		BEST LAP TIME : 1:16.148		DIFFERENCE : 0.225			
LAP	SECTOR 1	SECTOR 2	LAP TIME	MPH	DIFF	TIME OF DAY	
1 -		26.807	1:23.924	84.89	7.776	11:58:37.061	
2 -	49.783	26.630	1:16.413	93.23	0.265	11:59:53.474	
3 -	50.566	26.605	1:17.171	92.32	1.023	12:01:10.645	
4 -	50.066	26.550	1:16.616	92.99	0.468	12:02:27.261	
5 -	49.832	26.442	1:16.274	93.40	0.126	12:03:43.535	
6 -	49.671	26.508	1:16.179 (3)	93.52	0.031	12:04:59.714	
7 -	50.080	26.688	1:16.768	92.80	0.620	12:06:16.482	
8 -	49.686	26.462	1:16.148 (1)	93.56		12:07:32.630	
9 -	49.636	26.512	1:16.148 (1)	93.56		12:08:48.778	
10 -	49.481	26.725	1:16.206	93.49	0.058	12:10:04.984	

P16 883		Ben SHUTTLEWOOD		Triumph - MJP SERVICES/HEMMINGS HAULAGE			
IDEAL LAP TIME : 1:16.167		BEST LAP TIME : 1:16.239		DIFFERENCE : 0.072			
LAP	SECTOR 1	SECTOR 2	LAP TIME	MPH	DIFF	TIME OF DAY	
1 -		27.281	1:26.160	82.69	9.921	11:58:39.297	
2 -	51.002	26.759	1:17.761	91.62	1.522	11:59:57.058	
3 -	50.610	26.709	1:17.319	92.14	1.080	12:01:14.377	
4 -	50.836	27.331	1:18.167	91.14	1.928	12:02:32.544	
5 -	50.094	27.063	1:17.157	92.33	0.918	12:03:49.701	
6 -	50.858	26.954	1:17.812	91.56	1.573	12:05:07.513	
7 -	49.662	26.792	1:16.454 (2)	93.18	0.215	12:06:23.967	
8 -	49.980	26.672	1:16.652	92.94	0.413	12:07:40.619	
9 -	49.972	26.635	1:16.607 (3)	93.00	0.368	12:08:57.226	
10 -	49.734	26.505	1:16.239 (1)	93.45		12:10:13.465	

P17 10		Lewis BRAMWELL		Suzuki - The Bike Specialist			
IDEAL LAP TIME : 1:16.544		BEST LAP TIME : 1:16.544		DIFFERENCE : 0.000			
LAP	SECTOR 1	SECTOR 2	LAP TIME	MPH	DIFF	TIME OF DAY	
1 -		27.468	1:25.065	83.75	8.521	11:58:38.202	
2 -	50.315	27.369	1:17.684	91.71	1.140	11:59:55.886	
3 -	50.423	27.192	1:17.615	91.79	1.071	12:01:13.501	
4 -	50.988	27.153	1:18.141	91.17	1.597	12:02:31.642	
5 -	50.916	27.356	1:18.272	91.02	1.728	12:03:49.914	
6 -	50.499	27.196	1:17.695	91.70	1.151	12:05:07.609	
7 -	50.102	27.032	1:17.134	92.36	0.590	12:06:24.743	
8 -	49.594	26.950	1:16.544 (1)	93.07		12:07:41.287	
9 -	49.928	26.968	1:16.896 (2)	92.65	0.352	12:08:58.183	
10 -	49.732	27.250	1:16.982 (3)	92.54	0.438	12:10:15.165	

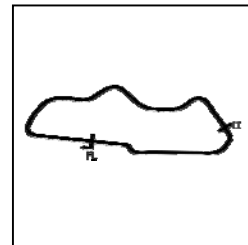
Weather / Track : Bright / Dry

Donington Park National
Circuit Length = 1.9790 miles
Start: 11:57 Flag 12:09 End: 12:10

BMCRC - MRO Championships 2019 - Rnd 4 @ Donington Park

Team Respro MRO 600 inc MSS Performance Clubman 600

RACE 9 - SECTOR ANALYSIS



SECTOR 1 = FL to I1, SECTOR 2 = I1 to FL, DIFF = Difference To Personal Best Lap, P = Crossed Finish Line in Pit Lane, D = Time Disallowed

P18 675		Samuel SMYTH		Triumph -		
IDEAL LAP TIME : 1:15.937		BEST LAP TIME : 1:15.937		DIFFERENCE : 0.000		
LAP	SECTOR 1	SECTOR 2	LAP TIME	MPH	DIFF	TIME OF DAY
1 -		27.641	1:27.037	81.85	11.100	11:58:40.174
2 -	51.408	27.640	1:19.048	90.13	3.111	11:59:59.222
3 -	51.211	27.365	1:18.576	90.67	2.639	12:01:17.798
4 -	51.629	27.132	1:18.761	90.45	2.824	12:02:36.559
5 -	50.281	26.910	1:17.191	92.29	1.254	12:03:53.750
6 -	50.006	26.619	1:16.625 (2)	92.98	0.688	12:05:10.375
7 -	49.849	26.784	1:16.633 (3)	92.97	0.696	12:06:27.008
8 -	49.604	27.096	1:16.700	92.88	0.763	12:07:43.708
9 -	50.348	26.867	1:17.215	92.27	1.278	12:09:00.923
10 -	49.428	26.509	1:15.937 (1)	93.82		12:10:16.860

P19 23		Austin WREN		Triumph - Factory Finish		
IDEAL LAP TIME : 1:17.334		BEST LAP TIME : 1:17.334		DIFFERENCE : 0.000		
LAP	SECTOR 1	SECTOR 2	LAP TIME	MPH	DIFF	TIME OF DAY
1 -		27.494	1:25.381	83.44	8.047	11:58:38.518
2 -	50.647	26.890	1:17.537 (3)	91.88	0.203	11:59:56.055
3 -	50.696	27.198	1:17.894	91.46	0.560	12:01:13.949
4 -	51.151	27.508	1:18.659	90.57	1.325	12:02:32.608
5 -	51.007	27.059	1:18.066	91.26	0.732	12:03:50.674
6 -	50.615	26.890	1:17.505 (2)	91.92	0.171	12:05:08.179
7 -	50.694	26.937	1:17.631	91.77	0.297	12:06:25.810
8 -	50.489	26.845	1:17.334 (1)	92.12		12:07:43.144
9 -	50.529	27.021	1:17.550	91.87	0.216	12:09:00.694
10 -	51.048	27.228	1:18.276	91.01	0.942	12:10:18.970

P20 661 C		Cameron HARRIS		Yamaha - HARRIS PERFORMANCE		
IDEAL LAP TIME : 1:17.134		BEST LAP TIME : 1:17.140		DIFFERENCE : 0.006		
LAP	SECTOR 1	SECTOR 2	LAP TIME	MPH	DIFF	TIME OF DAY
1 -		27.169	1:24.119	84.69	6.979	11:58:37.256
2 -	50.779	26.734	1:17.513 (3)	91.91	0.373	11:59:54.769
3 -	50.899	31.355	1:22.254	86.61	5.114	12:01:17.023
4 -	51.127	26.906	1:18.033	91.30	0.893	12:02:35.056
5 -	50.469	26.671	1:17.140 (1)	92.35		12:03:52.196
6 -	51.775	27.360	1:19.135	90.03	1.995	12:05:11.331
7 -	50.867	26.792	1:17.659	91.74	0.519	12:06:28.990
8 -	50.463	26.718	1:17.181 (2)	92.31	0.041	12:07:46.171
9 -	51.380	27.174	1:18.554	90.69	1.414	12:09:04.725
10 -	51.891	27.501	1:19.392	89.74	2.252	12:10:24.117

P21 75 C		Paul MARLEY		Kawasaki -		
IDEAL LAP TIME : 1:18.415		BEST LAP TIME : 1:18.729		DIFFERENCE : 0.314		
LAP	SECTOR 1	SECTOR 2	LAP TIME	MPH	DIFF	TIME OF DAY
1 -		27.677	1:26.222	82.63	7.493	11:58:39.359
2 -	51.378	27.351	1:18.729 (1)	90.49		11:59:58.088
3 -	51.845	27.425	1:19.270	89.87	0.541	12:01:17.358
4 -	51.763	27.719	1:19.482	89.63	0.753	12:02:36.840
5 -	51.234	27.610	1:18.844 (2)	90.36	0.115	12:03:55.684
6 -	51.508	27.517	1:19.025 (3)	90.15	0.296	12:05:14.709
7 -	51.854	27.563	1:19.417	89.71	0.688	12:06:34.126
8 -	51.064	27.982	1:19.046	90.13	0.317	12:07:53.172
9 -	51.895	27.493	1:19.388	89.74	0.659	12:09:12.560
10 -	51.836	27.737	1:19.573	89.53	0.844	12:10:32.133

P22 27		Nicole LYNCH		Yamaha - Medlar Racing		
IDEAL LAP TIME : 1:18.980		BEST LAP TIME : 1:18.980		DIFFERENCE : 0.000		
LAP	SECTOR 1	SECTOR 2	LAP TIME	MPH	DIFF	TIME OF DAY

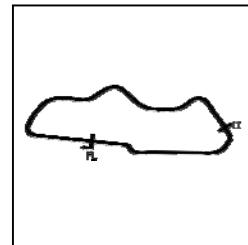
Weather / Track : Bright / Dry

Donington Park National
Circuit Length = 1.9790 miles
Start: 11:57 Flag 12:09 End: 12:10

BMCRC - MRO Championships 2019 - Rnd 4 @ Donington Park

Team Respro MRO 600 inc MSS Performance Clubman 600

RACE 9 - SECTOR ANALYSIS



SECTOR 1 = FL to I1, SECTOR 2 = I1 to FL, DIFF = Difference To Personal Best Lap, P = Crossed Finish Line in Pit Lane, D = Time Disallowed

1 -		27.852	1:27.485	81.43	8.505	11:58:40.622
2 -	51.739	27.798	1:19.537 (3)	89.57	0.557	12:00:00.159
3 -	51.515	27.465	1:18.980 (1)	90.20		12:01:19.139
4 -	52.050	27.880	1:19.930	89.13	0.950	12:02:39.069
5 -	51.638	27.853	1:19.491 (2)	89.62	0.511	12:03:58.560
6 -	52.499	28.133	1:20.632	88.35	1.652	12:05:19.192
7 -	52.783	28.650	1:21.433	87.49	2.453	12:06:40.625
8 -	53.757	29.036	1:22.793	86.05	3.813	12:08:03.418
9 -	54.140	29.561	1:23.701	85.12	4.721	12:09:27.119

P23 8 C		Dave SAUNDERS		Honda -		
IDEAL LAP TIME : 1:21.009		BEST LAP TIME : 1:21.018		DIFFERENCE : 0.009		
LAP	SECTOR 1	SECTOR 2	LAP TIME	MPH	DIFF	TIME OF DAY
1 -		28.252	1:28.880	80.16	7.862	11:58:42.017
2 -	53.082	27.936	1:21.018 (1)	87.93		12:00:03.035
3 -	54.040	28.193	1:22.233	86.63	1.215	12:01:25.268
4 -	54.381	28.045	1:22.426	86.43	1.408	12:02:47.694
5 -	55.269	28.556	1:23.825	84.99	2.807	12:04:11.519
6 -	54.709	28.055	1:22.764	86.08	1.746	12:05:34.283
7 -	53.885	28.144	1:22.029	86.85	1.011	12:06:56.312
8 -	53.073	28.216	1:21.289 (2)	87.64	0.271	12:08:17.601
9 -	53.969	28.001	1:21.970 (3)	86.91	0.952	12:09:39.571

P24 41 C		Ian RAE		Triumph - Richie ramsay golf.com		
IDEAL LAP TIME : 1:21.006		BEST LAP TIME : 1:21.270		DIFFERENCE : 0.264		
LAP	SECTOR 1	SECTOR 2	LAP TIME	MPH	DIFF	TIME OF DAY
1 -		28.583	1:29.887	79.26	8.617	11:58:43.024
2 -	52.630	28.767	1:21.397 (2)	87.52	0.127	12:00:04.421
3 -	54.174	28.849	1:23.023	85.81	1.753	12:01:27.444
4 -	53.066	28.592	1:21.658 (3)	87.24	0.388	12:02:49.102
5 -	54.233	28.870	1:23.103	85.73	1.833	12:04:12.205
6 -	53.905	28.752	1:22.657	86.19	1.387	12:05:34.862
7 -	53.752	28.460	1:22.212	86.66	0.942	12:06:57.074
8 -	52.894	28.376	1:21.270 (1)	87.66		12:08:18.344
9 -	53.088	28.600	1:21.688	87.21	0.418	12:09:40.032

P25 60 C		Eddie CROKER		Kawasaki -		
IDEAL LAP TIME : 1:22.012		BEST LAP TIME : 1:22.365		DIFFERENCE : 0.353		
LAP	SECTOR 1	SECTOR 2	LAP TIME	MPH	DIFF	TIME OF DAY
1 -		28.811	1:31.743	77.65	9.378	11:58:44.880
2 -	55.572	28.394	1:23.966	84.85	1.601	12:00:08.846
3 -	54.624	28.747	1:23.371	85.45	1.006	12:01:32.217
4 -	54.860	27.989	1:22.849 (3)	85.99	0.484	12:02:55.066
5 -	54.879	27.837	1:22.716 (2)	86.13	0.351	12:04:17.782
6 -	56.362	28.186	1:24.548	84.26	2.183	12:05:42.330
7 -	54.643	28.220	1:22.863	85.98	0.498	12:07:05.193
8 -	54.947	28.579	1:23.526	85.29	1.161	12:08:28.719
9 -	54.175	28.190	1:22.365 (1)	86.50		12:09:51.084

P26 93 C		Jack GRISTWOOD		Suzuki -		
IDEAL LAP TIME : 1:22.775		BEST LAP TIME : 1:22.922		DIFFERENCE : 0.147		
LAP	SECTOR 1	SECTOR 2	LAP TIME	MPH	DIFF	TIME OF DAY
1 -		29.009	1:30.020	79.14	7.098	11:58:43.157
2 -	54.161	28.808	1:22.969 (2)	85.87	0.047	12:00:06.126
3 -	55.545	29.563	1:25.108	83.71	2.186	12:01:31.234
4 -	55.291	29.421	1:24.712	84.10	1.790	12:02:55.946
5 -	54.839	29.317	1:24.156	84.65	1.234	12:04:20.102
6 -	54.571	29.035	1:23.606	85.21	0.684	12:05:43.708
7 -	53.967	28.955	1:22.922 (1)	85.91		12:07:06.630
8 -	54.420	29.525	1:23.945	84.87	1.023	12:08:30.575

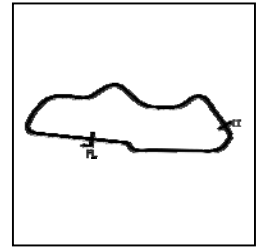
Weather / Track : Bright / Dry

Donington Park National
Circuit Length = 1.9790 miles
Start: 11:57 Flag 12:09 End: 12:10

BMCRC - MRO Championships 2019 - Rnd 4 @ Donington Park

Team Respro MRO 600 inc MSS Performance Clubman 600

RACE 9 - SECTOR ANALYSIS



SECTOR 1 = FL to I1, SECTOR 2 = I1 to FL, DIFF = Difference To Personal Best Lap, P = Crossed Finish Line in Pit Lane, D = Time Disallowed

9 - 54.437 28.933 1:23.370 (3) 85.45 0.448 12:09:53.945

P27 86		Jamie KELMAN		Triumph - Phased Out Racing			
IDEAL LAP TIME : 1:11.910		BEST LAP TIME : 1:12.079		DIFFERENCE : 0.169			
LAP	SECTOR 1	SECTOR 2	LAP TIME	MPH	DIFF	TIME OF DAY	
1 -		25.273	1:16.744	92.83	4.665	11:58:29.881	
2 -	46.637	25.442	1:12.079 (1)	98.84		11:59:41.960	

Weather / Track : Bright / Dry

Results can be found at www.tsl-timing.com

Page 7 of 7

Donington Park National
Circuit Length = 1.9790 miles
Start: 11:57 Flag 12:09 End: 12:10

Printed - 12:13 Sunday, 19 May 2019

BMCRC - MRO Championships 2019 - Rnd 4 @ Donington Park

Team Respro MRO 600 inc MSS Performance Clubman 600

RACE 9 - BEST SECTORS

SECTOR 1			SECTOR 2			IDEAL / BEST COMPARISON						
POS	NO	NAME	TIME	NO	NAME	TIME	POS	NO	NAME	IDEAL	BEST	DIFF
									PERFECT LAP	1:11.389		
1	84	WOTTON	46.175	84	WOTTON	25.214	1	84	WOTTON	1:11.389	1:11.400	0.011
2	86	KELMAN	46.637	86	KELMAN	25.273	2	86	KELMAN	1:11.910	1:12.079	0.169
3	861	SHOUBRIDGE	46.679	56	MILLS	25.275	3	861	SHOUBRIDGE	1:12.121	1:12.226	0.105
4	56	MILLS	46.942	95	ROBERTSON	25.430	4	56	MILLS	1:12.217	1:12.217	0.000
5	39	HIGGINS	47.605	861	SHOUBRIDGE	25.442	5	39	HIGGINS	1:13.195	1:13.195	0.000
6	193	WHITMORE-WILSON	47.817	193	WHITMORE-WILSON	25.524	6	193	WHITMORE-WILSON	1:13.341	1:13.341	0.000
7	912	WHITE	47.823	39	HIGGINS	25.590	7	95	ROBERTSON	1:13.378	1:13.591	0.213
8	188	KRAWIECKI	47.912	912	WHITE	25.629	8	912	WHITE	1:13.452	1:13.718	0.266
9	95	ROBERTSON	47.948	82	SMITH	25.707	9	82	SMITH	1:13.790	1:13.872	0.082
10	82	SMITH	48.083	29	STONE	26.032	10	188	KRAWIECKI	1:14.013	1:14.311	0.298
11	21	WHITCHER	48.399	12	BLOCH	26.092	11	21	WHITCHER	1:14.582	1:14.582	0.000
12	12	BLOCH	48.627	188	KRAWIECKI	26.101	12	12	BLOCH	1:14.719	1:14.865	0.146
13	29	STONE	48.712	21	WHITCHER	26.183	13	29	STONE	1:14.744	1:14.903	0.159
14	881	CARSON	48.987	81	DUFFETT	26.442	14	818	BARKER	1:15.519	1:15.882	0.363
15	818	BARKER	49.047	818	BARKER	26.472	15	881	CARSON	1:15.569	1:15.719	0.150
16	675	SMYTH	49.428	883	SHUTTLEWOOD	26.505	16	81	DUFFETT	1:15.923	1:16.148	0.225
17	81	DUFFETT	49.481	675	SMYTH	26.509	17	675	SMYTH	1:15.937	1:15.937	0.000
18	10	BRAMWELL	49.594	881	CARSON	26.582	18	883	SHUTTLEWOOD	1:16.167	1:16.239	0.072
19	883	SHUTTLEWOOD	49.662	661	HARRIS	26.671	19	10	BRAMWELL	1:16.544	1:16.544	0.000
20	661	HARRIS	50.463	23	WREN	26.845	20	661	HARRIS	1:17.134	1:17.140	0.006
21	23	WREN	50.489	10	BRAMWELL	26.950	21	23	WREN	1:17.334	1:17.334	0.000
22	75	MARLEY	51.064	75	MARLEY	27.351	22	75	MARLEY	1:18.415	1:18.729	0.314
23	27	LYNCH	51.515	27	LYNCH	27.465	23	27	LYNCH	1:18.980	1:18.980	0.000
24	41	RAE	52.630	60	CROKER	27.837	24	41	RAE	1:21.006	1:21.270	0.264
25	8	SAUNDERS	53.073	8	SAUNDERS	27.936	25	8	SAUNDERS	1:21.009	1:21.018	0.009
26	93	GRISTWOOD	53.967	41	RAE	28.376	26	60	CROKER	1:22.012	1:22.365	0.353
27	60	CROKER	54.175	93	GRISTWOOD	28.808	27	93	GRISTWOOD	1:22.775	1:22.922	0.147

Weather / Track : Bright / Dry

Donington Park National
 Circuit Length = 1.9790 miles
 Start: 11:57 Flag 12:09 End: 12:10

Results can be found at www.tsl-timing.com

Printed - 12:13 Sunday, 19 May 2019



ROW 11	1		1		31	666 Shane BEASLEY		
ROW 10	30	149 Callum HAMMETT	29	96 Bradley ROBINSON	28	88 Michael STANLEY		
ROW 9		1:22.922	27	93 Jack GRISTWOOD	26	1:22.365 60 Eddie CROKER	25	1:21.270 41 Ian RAE
ROW 8	24	1:21.018 8 Dave SAUNDERS	23	1:18.980 27 Nicole LYNCH	22	1:18.729 75 Paul MARLEY		
ROW 7		1:17.334	21	23 Austin WREN	20	1:17.140 661 Cameron HARRIS	19	1:16.544 10 Lewis BRAMWELL
ROW 6	18	1:16.239 883 Ben SHUTTLEWOOD	17	1:16.148 81 Liam DUFFETT	16	1:15.937 675 Samuel SMYTH		
ROW 5		1:15.882	15	818 Alex BARKER	14	1:15.719 881 David CARSON	13	1:14.903 29 Charlie STONE
ROW 4	12	1:14.865 12 Cedric BLOCH	11	1:14.582 21 Nick WHITCHER	10	1:14.311 188 Dawid KRAWIECKI		
ROW 3		1:13.872	9	82 Andrew SMITH	8	1:13.718 912 Michael WHITE	7	1:13.591 95 Grant ROBERTSON
ROW 2	6	1:13.341 193 Broderick WHITMORE-WILSON	5	1:13.195 39 Luke O HIGGINS	4	1:12.226 861 David SHOUBRIDGE		
ROW 1		1:12.217	3	56 Michael MILLS	2	1:12.079 86 Jamie KELMAN	1	1:11.400 84 Ben WOTTON
								Pole

Donington Park National
Circuit Length = 1.9790 miles

These results are provisional until the conclusion of any judicial and technical matters.

Clerk Of Course :	Timekeeper :
-------------------	--------------

Results can be found at www.tsl-timing.com

Printed - 12:16 Sunday, 19 May 2019



BMCRC - MRO Championships 2019 - Rnd 4 @ Donington Park

Team Respro MRO 600 inc MSS Performance Clubman 600

RACE 20 - CLASSIFICATION

POS	NO	CL	PIC NAME	ENTRY	LAPS	TIME	GAP	DIFF	MPH	BEST	ON
1	861		1 David SHOUBRIDGE	Kawasaki - Old Garage Legends	10	12:09.174			97.52	1:11.830	5
2	84		2 Ben WOTTON	Triumph - jAMES JACKSON RACING (JJR) TRIUM	10	12:14.538	5.364	5.364	96.80	1:11.591	7
3	86		3 Jamie KELMAN	Triumph - Phased Out Racing	10	12:16.695	7.521	2.157	96.52	1:12.504	4
4	56		4 Michael MILLS	Yamaha - A51 Racing	10	12:16.754	7.580	0.059	96.51	1:12.407	6
5	39		5 Luke O HIGGINS	Triumph -	10	12:29.200	20.026	12.446	94.91	1:13.497	6
6	193		6 Broderick WHITMORE-WILSON	Triumph -	10	12:29.868	20.694	0.668	94.82	1:13.589	4
7	82		7 Andrew SMITH	Kawasaki - MSS Performance / Addition Steel	10	12:33.500	24.326	3.632	94.37	1:14.272	2
8	912	C	1 Michael WHITE	Yamaha - Race Lab Suspension	10	12:33.649	24.475	0.149	94.35	1:14.382	7
9	188	C	2 Dawid KRAWIECKI	Yamaha - Code Blue LTD & D A East Electrical	10	12:34.049	24.875	0.400	94.30	1:14.615	7
10	21	C	3 Nick WHITCHER	Yamaha -	10	12:34.700	25.526	0.651	94.22	1:14.421	7
11	883		8 Ben SHUTTLEWOOD	Triumph - MJP SERVICES/HEMMINGS HAULAGE	10	12:41.376	32.202	6.676	93.39	1:14.821	9
12	29	C	4 Charlie STONE	Kawasaki - Loveday autos	10	12:46.928	37.754	5.552	92.72	1:15.167	6
13	12	C	5 Cedric BLOCH	Kawasaki - Brigit's Group & SDC Performance	10	12:54.114	44.940	7.186	91.85	1:16.199	10
14	818	C	6 Alex BARKER	Yamaha - Barker Woodrow Architects	10	12:55.475	46.301	1.361	91.69	1:16.491	5
15	10		9 Lewis BRAMWELL	Suzuki - The Bike Specialist	10	13:00.149	50.975	4.674	91.14	1:16.500	7
16	75	C	7 Paul MARLEY	Kawasaki -	10	13:06.156	56.982	6.007	90.45	1:17.341	6
17	675		10 Samuel SMYTH	Triumph -	10	13:19.365	1:10.191	13.209	88.95	1:17.194	9
18	27		11 Nicole LYNCH	Yamaha - Medlar Racing	10	13:20.203	1:11.029	0.838	88.86	1:18.528	3
19	8	C	8 Dave SAUNDERS	Honda -	9	12:28.803	1 Lap	1 Lap	85.45	1:21.732	8
20	60	C	9 Eddie CROKER	Kawasaki -	9	12:31.217	1 Lap	2.414	85.17	1:20.895	4
21	41	C	10 Ian RAE	Triumph - Richie ramsay golf.com	9	12:31.684	1 Lap	0.467	85.12	1:21.565	6
22	93	C	11 Jack GRISTWOOD	Suzuki -	9	12:48.624	1 Lap	16.940	83.24	1:23.309	5
23	96	C	12 Bradley ROBINSON	Kawasaki -	9	12:57.343	1 Lap	8.719	82.31	1:24.883	2

NOT CLASSIFIED

DNF	81	C	Liam DUFFETT	Triumph -	1	1:25.464	9 Laps	8 Laps	81.76		
-----	----	---	--------------	-----------	---	----------	--------	--------	-------	--	--

FASTEST LAP

84			Ben WOTTON	Triumph - jAMES JACKSON RACING (JJR) TRIUM	7	1:11.591			99.51 mph	160.15 kph	
912	C		Michael WHITE	Yamaha - Race Lab Suspension	7	1:14.382			95.78 mph	154.15 kph	

Class - 92.5% of Race Speed = 90.20 mph
 Class C - 92.5% of Race Speed = 87.27 mph

Donington Park National
 Circuit Length = 1.9790 miles
 Start: 15:53 Flag 16:05 End: 16:07

Weather / Track : Cloudy / Dry

These results are provisional until the conclusion of any judicial and technical matters.

Clerk Of Course :	Timekeeper :
-------------------	--------------

Results can be found at www.tsl-timing.com

Printed - 16:07 Sunday, 19 May 2019



BMCRC - MRO Championships 2019 - Rnd 4 @ Donington Park

Team Respro MRO 600 inc MSS Performance Clubman 600

RACE 20 - SECTOR ANALYSIS



SECTOR 1 = FL to I1, SECTOR 2 = I1 to FL, DIFF = Difference To Personal Best Lap, P = Crossed Finish Line in Pit Lane, D = Time Disallowed

P1 861		David SHOUBRIDGE		Kawasaki - Old Garage Legends		
IDEAL LAP TIME : 1:11.671		BEST LAP TIME : 1:11.830		DIFFERENCE : 0.159		
LAP	SECTOR 1	SECTOR 2	LAP TIME	MPH	DIFF	TIME OF DAY
1 -		26.171	1:17.892	91.46	6.062	15:54:53.717
2 -	47.041	25.550	1:12.591	98.14	0.761	15:56:06.308
3 -	46.452	25.698	1:12.150	98.74	0.320	15:57:18.458
4 -	46.988	25.621	1:12.609	98.12	0.779	15:58:31.067
5 -	46.465	25.365	1:11.830 (1)	99.18		15:59:42.897
6 -	46.598	25.436	1:12.034	98.90	0.204	16:00:54.931
7 -	46.467	25.366	1:11.833 (2)	99.18	0.003	16:02:06.764
8 -	46.943	25.685	1:12.628	98.09	0.798	16:03:19.392
9 -	46.693	25.219	1:11.912 (3)	99.07	0.082	16:04:31.304
10 -	46.814	26.881	1:13.695	96.67	1.865	16:05:44.999

P2 84		Ben WOTTON		Triumph - JAMES JACKSON RACING (JJR) TRIUMPH		
IDEAL LAP TIME : 1:11.591		BEST LAP TIME : 1:11.591		DIFFERENCE : 0.000		
LAP	SECTOR 1	SECTOR 2	LAP TIME	MPH	DIFF	TIME OF DAY
1 -		25.819	1:19.045	90.13	7.454	15:54:54.870
2 -	46.994	25.241	1:12.235 (2)	98.63	0.644	15:56:07.105
3 -	47.615	25.813	1:13.428	97.02	1.837	15:57:20.533
4 -	47.134	25.419	1:12.553 (3)	98.19	0.962	15:58:33.086
5 -	47.658	25.264	1:12.922	97.70	1.331	15:59:46.008
6 -	46.779	25.825	1:12.604	98.13	1.013	16:00:58.612
7 -	46.390	25.201	1:11.591 (1)	99.51		16:02:10.203
8 -	46.790	26.096	1:12.886	97.75	1.295	16:03:23.089
9 -	47.410	25.420	1:12.830	97.82	1.239	16:04:35.919
10 -	48.665	25.779	1:14.444	95.70	2.853	16:05:50.363

P3 86		Jamie KELMAN		Triumph - Phased Out Racing		
IDEAL LAP TIME : 1:12.381		BEST LAP TIME : 1:12.504		DIFFERENCE : 0.123		
LAP	SECTOR 1	SECTOR 2	LAP TIME	MPH	DIFF	TIME OF DAY
1 -		26.172	1:17.638	91.76	5.134	15:54:53.463
2 -	47.597	25.469	1:13.066	97.50	0.562	15:56:06.529
3 -	47.988	25.785	1:13.773	96.57	1.269	15:57:20.302
4 -	47.212	25.292	1:12.504 (1)	98.26		15:58:32.806
5 -	47.182	25.492	1:12.674 (3)	98.03	0.170	15:59:45.480
6 -	47.139	25.927	1:13.066	97.50	0.562	16:00:58.546
7 -	47.727	25.400	1:13.127	97.42	0.623	16:02:11.673
8 -	47.703	25.480	1:13.183	97.35	0.679	16:03:24.856
9 -	49.064	26.063	1:15.127	94.83	2.623	16:04:39.983
10 -	47.089	25.448	1:12.537 (2)	98.22	0.033	16:05:52.520

P4 56		Michael MILLS		Yamaha - A51 Racing		
IDEAL LAP TIME : 1:12.318		BEST LAP TIME : 1:12.407		DIFFERENCE : 0.089		
LAP	SECTOR 1	SECTOR 2	LAP TIME	MPH	DIFF	TIME OF DAY
1 -		25.682	1:17.505	91.92	5.098	15:54:53.330
2 -	47.901	25.524	1:13.425	97.03	1.018	15:56:06.755
3 -	47.489	25.613	1:13.102	97.46	0.695	15:57:19.857
4 -	47.394	25.676	1:13.070 (3)	97.50	0.663	15:58:32.927
5 -	48.062	25.398	1:13.460	96.98	1.053	15:59:46.387
6 -	47.008	25.399	1:12.407 (1)	98.39		16:00:58.794
7 -	47.622	25.460	1:13.082	97.48	0.675	16:02:11.876
8 -	47.602	25.658	1:13.260	97.25	0.853	16:03:25.136
9 -	48.908	25.973	1:14.881	95.14	2.474	16:04:40.017
10 -	47.252	25.310	1:12.562 (2)	98.18	0.155	16:05:52.579

P5 39		Luke O HIGGINS		Triumph -		
IDEAL LAP TIME : 1:13.298		BEST LAP TIME : 1:13.497		DIFFERENCE : 0.199		
LAP	SECTOR 1	SECTOR 2	LAP TIME	MPH	DIFF	TIME OF DAY

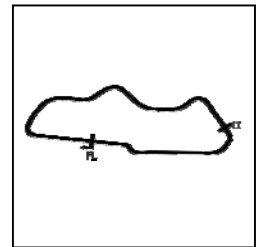
Weather / Track : Cloudy / Dry

Donington Park National
 Circuit Length = 1.9790 miles
 Start: 15:53 Flag 16:05 End: 16:07

BMCRC - MRO Championships 2019 - Rnd 4 @ Donington Park

Team Respro MRO 600 inc MSS Performance Clubman 600

RACE 20 - SECTOR ANALYSIS



SECTOR 1 = FL to I1, SECTOR 2 = I1 to FL, DIFF = Difference To Personal Best Lap, P = Crossed Finish Line in Pit Lane, D = Time Disallowed

1 -		26.753	1:20.662	88.32	7.165	15:54:56.487
2 -	48.542	26.056	1:14.598	95.50	1.101	15:56:11.085
3 -	48.518	26.220	1:14.738	95.32	1.241	15:57:25.823
4 -	48.352	26.004	1:14.356	95.81	0.859	15:58:40.179
5 -	48.292	25.687	1:13.979 (3)	96.30	0.482	15:59:54.158
6 -	47.611	25.886	1:13.497 (1)	96.93		16:01:07.655
7 -	47.844	26.009	1:13.853 (2)	96.47	0.356	16:02:21.508
8 -	48.259	25.722	1:13.981	96.30	0.484	16:03:35.489
9 -	48.329	25.856	1:14.185	96.03	0.688	16:04:49.674
10 -	49.009	26.342	1:15.351	94.55	1.854	16:06:05.025

P6 193 Broderick WHITMORE-WILSON		Triumph -				
IDEAL LAP TIME : 1:13.580		BEST LAP TIME : 1:13.589		DIFFERENCE : 0.009		
LAP	SECTOR 1	SECTOR 2	LAP TIME	MPH	DIFF	TIME OF DAY
1 -		26.277	1:19.791	89.29	6.202	15:54:55.616
2 -	48.355	25.858	1:14.213	96.00	0.624	15:56:09.829
3 -	48.155	25.951	1:14.106	96.14	0.517	15:57:23.935
4 -	47.814	25.775	1:13.589 (1)	96.81		15:58:37.524
5 -	48.090	25.921	1:14.011	96.26	0.422	15:59:51.535
6 -	47.805	25.883	1:13.688 (2)	96.68	0.099	16:01:05.223
7 -	47.938	25.985	1:13.923 (3)	96.37	0.334	16:02:19.146
8 -	48.849	25.806	1:14.655	95.43	1.066	16:03:33.801
9 -	49.735	25.907	1:15.642	94.18	2.053	16:04:49.443
10 -	49.280	26.970	1:16.250	93.43	2.661	16:06:05.693

P7 82 Andrew SMITH		Kawasaki - MSS Performance / Addition Steel				
IDEAL LAP TIME : 1:14.128		BEST LAP TIME : 1:14.272		DIFFERENCE : 0.144		
LAP	SECTOR 1	SECTOR 2	LAP TIME	MPH	DIFF	TIME OF DAY
1 -		26.062	1:20.336	88.68	6.064	15:54:56.161
2 -	48.317	25.955	1:14.272 (1)	95.92		15:56:10.433
3 -	48.598	26.114	1:14.712	95.36	0.440	15:57:25.145
4 -	48.581	26.015	1:14.596 (3)	95.50	0.324	15:58:39.741
5 -	48.563	26.182	1:14.745	95.31	0.473	15:59:54.486
6 -	49.108	26.090	1:15.198	94.74	0.926	16:01:09.684
7 -	48.575	25.951	1:14.526 (2)	95.59	0.254	16:02:24.210
8 -	49.028	26.330	1:15.358	94.54	1.086	16:03:39.568
9 -	48.548	26.535	1:15.083	94.89	0.811	16:04:54.651
10 -	48.863	25.811	1:14.674	95.40	0.402	16:06:09.325

P8 912 C Michael WHITE		Yamaha - Race Lab Suspension				
IDEAL LAP TIME : 1:14.251		BEST LAP TIME : 1:14.382		DIFFERENCE : 0.131		
LAP	SECTOR 1	SECTOR 2	LAP TIME	MPH	DIFF	TIME OF DAY
1 -		26.334	1:19.439	89.68	5.057	15:54:55.264
2 -	48.561	26.097	1:14.658 (2)	95.43	0.276	15:56:09.922
3 -	48.900	25.921	1:14.821	95.22	0.439	15:57:24.743
4 -	48.817	25.993	1:14.810 (3)	95.23	0.428	15:58:39.553
5 -	48.601	26.260	1:14.861	95.17	0.479	15:59:54.414
6 -	48.956	26.228	1:15.184	94.76	0.802	16:01:09.598
7 -	48.330	26.052	1:14.382 (1)	95.78		16:02:23.980
8 -	49.100	26.384	1:15.484	94.38	1.102	16:03:39.464
9 -	48.460	26.585	1:15.045	94.93	0.663	16:04:54.509
10 -	48.818	26.147	1:14.965	95.03	0.583	16:06:09.474

P9 188 C Dawid KRAWIECKI		Yamaha - Code Blue LTD & D A East Electrical				
IDEAL LAP TIME : 1:14.128		BEST LAP TIME : 1:14.615		DIFFERENCE : 0.487		
LAP	SECTOR 1	SECTOR 2	LAP TIME	MPH	DIFF	TIME OF DAY
1 -		26.465	1:20.163	88.87	5.548	15:54:55.988
2 -	48.254	26.372	1:14.626 (2)	95.47	0.011	15:56:10.614
3 -	48.712	26.066	1:14.778	95.27	0.163	15:57:25.392
4 -	48.530	26.424	1:14.954	95.05	0.339	15:58:40.346

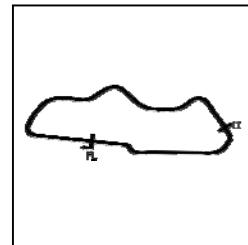
Weather / Track : Cloudy / Dry

Donington Park National
Circuit Length = 1.9790 miles
Start: 15:53 Flag 16:05 End: 16:07

BMCRC - MRO Championships 2019 - Rnd 4 @ Donington Park

Team Respro MRO 600 inc MSS Performance Clubman 600

RACE 20 - SECTOR ANALYSIS



SECTOR 1 = FL to I1, SECTOR 2 = I1 to FL, DIFF = Difference To Personal Best Lap, P = Crossed Finish Line in Pit Lane, D = Time Disallowed

5 -	48.401	26.233	1:14.634	95.46	0.019	15:59:54.980
6 -	48.875	26.293	1:15.168	94.78	0.553	16:01:10.148
7 -	48.417	26.198	1:14.615 (1)	95.48		16:02:24.763
8 -	48.671	26.869	1:15.540	94.31	0.925	16:03:40.303
9 -	48.062	26.883	1:14.945	95.06	0.330	16:04:55.248
10 -	48.413	26.213	1:14.626 (2)	95.47	0.011	16:06:09.874

P10	21 C	Nick WHITCHER	Yamaha -			
IDEAL LAP TIME : 1:14.065		BEST LAP TIME : 1:14.421	DIFFERENCE : 0.356			

LAP	SECTOR 1	SECTOR 2	LAP TIME	MPH	DIFF	TIME OF DAY
1 -		26.326	1:21.049	87.90	6.628	15:54:56.874
2 -	48.676	26.181	1:14.857	95.17	0.436	15:56:11.731
3 -	48.662	26.185	1:14.847	95.18	0.426	15:57:26.578
4 -	48.646	26.135	1:14.781	95.27	0.360	15:58:41.359
5 -	48.402	26.186	1:14.588 (3)	95.51	0.167	15:59:55.947
6 -	48.769	26.147	1:14.916	95.10	0.495	16:01:10.863
7 -	48.370	26.051	1:14.421 (1)	95.73		16:02:25.284
8 -	48.413	26.954	1:15.367	94.53	0.946	16:03:40.651
9 -	48.014	26.487	1:14.501 (2)	95.63	0.080	16:04:55.152
10 -	48.499	26.874	1:15.373	94.52	0.952	16:06:10.525

P11	883	Ben SHUTTLEWOOD	Triumph - MJP SERVICES/HEMMINGS HAULAGE			
IDEAL LAP TIME : 1:14.638		BEST LAP TIME : 1:14.821	DIFFERENCE : 0.183			

LAP	SECTOR 1	SECTOR 2	LAP TIME	MPH	DIFF	TIME OF DAY
1 -		26.702	1:23.092	85.74	8.271	15:54:58.917
2 -	49.472	26.412	1:15.884	93.88	1.063	15:56:14.801
3 -	49.139	26.493	1:15.632	94.20	0.811	15:57:30.433
4 -	49.253	26.584	1:15.837	93.94	1.016	15:58:46.270
5 -	48.799	26.229	1:15.028 (3)	94.95	0.207	16:00:01.298
6 -	48.653	26.656	1:15.309	94.60	0.488	16:01:16.607
7 -	49.514	26.126	1:15.640	94.19	0.819	16:02:32.247
8 -	48.818	26.190	1:15.008 (2)	94.98	0.187	16:03:47.255
9 -	48.836	25.985	1:14.821 (1)	95.22		16:05:02.076
10 -	48.996	26.129	1:15.125	94.83	0.304	16:06:17.201

P12	29 C	Charlie STONE	Kawasaki - Loveday autos			
IDEAL LAP TIME : 1:15.122		BEST LAP TIME : 1:15.167	DIFFERENCE : 0.045			

LAP	SECTOR 1	SECTOR 2	LAP TIME	MPH	DIFF	TIME OF DAY
1 -		26.816	1:23.619	85.20	8.452	15:54:59.444
2 -	49.800	26.456	1:16.256	93.43	1.089	15:56:15.700
3 -	49.465	26.170	1:15.635	94.19	0.468	15:57:31.335
4 -	48.978	26.397	1:15.375	94.52	0.208	15:58:46.710
5 -	48.994	26.377	1:15.371 (3)	94.52	0.204	16:00:02.081
6 -	48.973	26.194	1:15.167 (1)	94.78		16:01:17.248
7 -	49.267	26.178	1:15.445	94.43	0.278	16:02:32.693
8 -	49.049	26.149	1:15.198 (2)	94.74	0.031	16:03:47.891
9 -	50.483	26.707	1:17.190	92.30	2.023	16:05:05.081
10 -	50.590	27.082	1:17.672	91.72	2.505	16:06:22.753

P13	12 C	Cedric BLOCH	Kawasaki - Brigit's Group & SDC Performance			
IDEAL LAP TIME : 1:16.124		BEST LAP TIME : 1:16.199	DIFFERENCE : 0.075			

LAP	SECTOR 1	SECTOR 2	LAP TIME	MPH	DIFF	TIME OF DAY
1 -		27.478	1:23.496	85.32	7.297	15:54:59.321
2 -	50.186	26.777	1:16.963	92.57	0.764	15:56:16.284
3 -	50.002	27.141	1:17.143	92.35	0.944	15:57:33.427
4 -	49.556	27.394	1:16.950	92.58	0.751	15:58:50.377
5 -	49.551	27.132	1:16.683	92.91	0.484	16:00:07.060
6 -	49.423	26.966	1:16.389 (2)	93.26	0.190	16:01:23.449
7 -	49.971	27.177	1:17.148	92.35	0.949	16:02:40.597
8 -	49.671	26.984	1:16.655	92.94	0.456	16:03:57.252

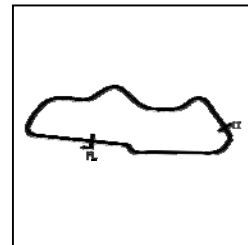
Weather / Track : Cloudy / Dry

Donington Park National
Circuit Length = 1.9790 miles
Start: 15:53 Flag 16:05 End: 16:07

BMCRC - MRO Championships 2019 - Rnd 4 @ Donington Park

Team Respro MRO 600 inc MSS Performance Clubman 600

RACE 20 - SECTOR ANALYSIS



SECTOR 1 = FL to I1, SECTOR 2 = I1 to FL, DIFF = Difference To Personal Best Lap, P = Crossed Finish Line in Pit Lane, D = Time Disallowed

9 -	49.600	26.888	1:16.488 (3)	93.14	0.289	16:05:13.740
10 -	49.347	26.852	1:16.199 (1)	93.50		16:06:29.939

P14 818 C		Alex BARKER		Yamaha - Barker Woodrow Architects			
IDEAL LAP TIME : 1:16.401		BEST LAP TIME : 1:16.491		DIFFERENCE : 0.090			
LAP	SECTOR 1	SECTOR 2	LAP TIME	MPH	DIFF	TIME OF DAY	
1 -		26.700	1:22.448	86.41	5.957	15:54:58.273	
2 -	50.782	26.945	1:17.727	91.66	1.236	15:56:16.000	
3 -	50.239	26.743	1:16.982	92.54	0.491	15:57:32.982	
4 -	49.744	26.979	1:16.723	92.86	0.232	15:58:49.705	
5 -	49.764	26.727	1:16.491 (1)	93.14		16:00:06.196	
6 -	50.089	26.998	1:17.087	92.42	0.596	16:01:23.283	
7 -	49.835	26.891	1:16.726	92.85	0.235	16:02:40.009	
8 -	49.811	26.859	1:16.670 (2)	92.92	0.179	16:03:56.679	
9 -	49.701	27.001	1:16.702 (3)	92.88	0.211	16:05:13.381	
10 -	50.462	27.457	1:17.919	91.43	1.428	16:06:31.300	

P15 10		Lewis BRAMWELL		Suzuki - The Bike Specialist			
IDEAL LAP TIME : 1:16.278		BEST LAP TIME : 1:16.500		DIFFERENCE : 0.222			
LAP	SECTOR 1	SECTOR 2	LAP TIME	MPH	DIFF	TIME OF DAY	
1 -		28.132	1:25.413	83.41	8.913	15:55:01.238	
2 -	50.702	27.385	1:18.087	91.23	1.587	15:56:19.325	
3 -	50.505	27.479	1:17.984	91.36	1.484	15:57:37.309	
4 -	50.711	27.383	1:18.094	91.23	1.594	15:58:55.403	
5 -	50.298	27.197	1:17.495	91.93	0.995	16:00:12.898	
6 -	49.913	26.992	1:16.905	92.64	0.405	16:01:29.803	
7 -	49.610	26.890	1:16.500 (1)	93.13		16:02:46.303	
8 -	49.798	26.708	1:16.506 (2)	93.12	0.006	16:04:02.809	
9 -	49.570	26.941	1:16.511 (3)	93.11	0.011	16:05:19.320	
10 -	49.656	26.998	1:16.654	92.94	0.154	16:06:35.974	

P16 75 C		Paul MARLEY		Kawasaki -			
IDEAL LAP TIME : 1:17.222		BEST LAP TIME : 1:17.341		DIFFERENCE : 0.119			
LAP	SECTOR 1	SECTOR 2	LAP TIME	MPH	DIFF	TIME OF DAY	
1 -		27.417	1:25.658	83.17	8.317	15:55:01.483	
2 -	50.993	27.135	1:18.128	91.19	0.787	15:56:19.611	
3 -	50.491	27.324	1:17.815	91.55	0.474	15:57:37.426	
4 -	50.909	27.615	1:18.524	90.73	1.183	15:58:55.950	
5 -	50.208	27.289	1:17.497 (3)	91.93	0.156	16:00:13.447	
6 -	50.263	27.078	1:17.341 (1)	92.11		16:01:30.788	
7 -	50.471	27.161	1:17.632	91.77	0.291	16:02:48.420	
8 -	50.351	27.014	1:17.365 (2)	92.09	0.024	16:04:05.785	
9 -	50.518	27.285	1:17.803	91.57	0.462	16:05:23.588	
10 -	50.951	27.442	1:18.393	90.88	1.052	16:06:41.981	

P17 675		Samuel SMYTH		Triumph -			
IDEAL LAP TIME : 1:17.194		BEST LAP TIME : 1:17.194		DIFFERENCE : 0.000			
LAP	SECTOR 1	SECTOR 2	LAP TIME	MPH	DIFF	TIME OF DAY	
1 -		27.734	1:25.365	83.46	8.171	15:55:01.190	
2 -	59.915	28.205	1:28.120	80.85	10.926	15:56:29.310	
3 -	52.358	27.593	1:19.951	89.11	2.757	15:57:49.261	
4 -	51.028	27.574	1:18.602	90.64	1.408	15:59:07.863	
5 -	50.645	27.283	1:17.928 (3)	91.42	0.734	16:00:25.791	
6 -	50.265	27.197	1:17.462 (2)	91.97	0.268	16:01:43.253	
7 -	50.973	27.304	1:18.277	91.01	1.083	16:03:01.530	
8 -	50.485	27.545	1:18.030	91.30	0.836	16:04:19.560	
9 -	50.081	27.113	1:17.194 (1)	92.29		16:05:36.754	
10 -	51.104	27.332	1:18.436	90.83	1.242	16:06:55.190	

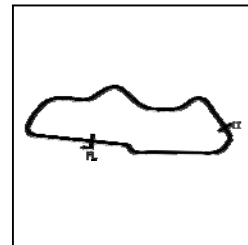
Weather / Track : Cloudy / Dry

Donington Park National
Circuit Length = 1.9790 miles
Start: 15:53 Flag 16:05 End: 16:07

BMCRC - MRO Championships 2019 - Rnd 4 @ Donington Park

Team Respro MRO 600 inc MSS Performance Clubman 600

RACE 20 - SECTOR ANALYSIS



SECTOR 1 = FL to I1, SECTOR 2 = I1 to FL, DIFF = Difference To Personal Best Lap, P = Crossed Finish Line in Pit Lane, D = Time Disallowed

P18 27		Nicole LYNCH		Yamaha - Medlar Racing		
IDEAL LAP TIME : 1:18.518		BEST LAP TIME : 1:18.528		DIFFERENCE : 0.010		
LAP	SECTOR 1	SECTOR 2	LAP TIME	MPH	DIFF	TIME OF DAY
1 -		27.938	1:26.438	82.42	7.910	15:55:02.263
2 -	51.288	27.421	1:18.709 (3)	90.51	0.181	15:56:20.972
3 -	51.097	27.431	1:18.528 (1)	90.72		15:57:39.500
4 -	51.115	27.827	1:18.942	90.25	0.414	15:58:58.442
5 -	51.506	27.846	1:19.352	89.78	0.824	16:00:17.794
6 -	51.838	28.029	1:19.867	89.20	1.339	16:01:37.661
7 -	51.570	27.856	1:19.426	89.70	0.898	16:02:57.087
8 -	51.601	27.807	1:19.408	89.72	0.880	16:04:16.495
9 -	51.127	27.542	1:18.669 (2)	90.56	0.141	16:05:35.164
10 -	52.350	28.514	1:20.864	88.10	2.336	16:06:56.028

P19 8 C		Dave SAUNDERS		Honda -		
IDEAL LAP TIME : 1:21.093		BEST LAP TIME : 1:21.732		DIFFERENCE : 0.639		
LAP	SECTOR 1	SECTOR 2	LAP TIME	MPH	DIFF	TIME OF DAY
1 -		28.950	1:30.190	78.99	8.458	15:55:06.015
2 -	53.813	27.952	1:21.765 (2)	87.13	0.033	15:56:27.780
3 -	54.266	28.105	1:22.371	86.49	0.639	15:57:50.151
4 -	54.086	28.412	1:22.498	86.36	0.766	15:59:12.649
5 -	54.550	28.464	1:23.014	85.82	1.282	16:00:35.663
6 -	55.341	27.982	1:23.323	85.50	1.591	16:01:58.986
7 -	54.173	27.628	1:21.801 (3)	87.09	0.069	16:03:20.787
8 -	53.465	28.267	1:21.732 (1)	87.17		16:04:42.519
9 -	54.116	27.993	1:22.109	86.77	0.377	16:06:04.628

P20 60 C		Eddie CROKER		Kawasaki -		
IDEAL LAP TIME : 1:20.895		BEST LAP TIME : 1:20.895		DIFFERENCE : 0.000		
LAP	SECTOR 1	SECTOR 2	LAP TIME	MPH	DIFF	TIME OF DAY
1 -		28.661	1:30.699	78.55	9.804	15:55:06.524
2 -	54.916	27.949	1:22.865	85.97	1.970	15:56:29.389
3 -	53.703	28.195	1:21.898 (2)	86.99	1.003	15:57:51.287
4 -	53.385	27.510	1:20.895 (1)	88.07		15:59:12.182
5 -	55.350	27.837	1:23.187	85.64	2.292	16:00:35.369
6 -	55.270	28.191	1:23.461	85.36	2.566	16:01:58.830
7 -	54.717	28.069	1:22.786	86.06	1.891	16:03:21.616
8 -	54.562	28.252	1:22.814	86.03	1.919	16:04:44.430
9 -	54.127	28.485	1:22.612 (3)	86.24	1.717	16:06:07.042

P21 41 C		Ian RAE		Triumph - Richie ramsay golf.com		
IDEAL LAP TIME : 1:21.126		BEST LAP TIME : 1:21.565		DIFFERENCE : 0.439		
LAP	SECTOR 1	SECTOR 2	LAP TIME	MPH	DIFF	TIME OF DAY
1 -		29.186	1:31.535	77.83	9.970	15:55:07.360
2 -	55.089	28.813	1:23.902	84.91	2.337	15:56:31.262
3 -	53.839	29.528	1:23.367	85.46	1.802	15:57:54.629
4 -	54.059	29.534	1:23.593	85.23	2.028	15:59:18.222
5 -	53.197	28.581	1:21.778 (3)	87.12	0.213	16:00:40.000
6 -	53.101	28.464	1:21.565 (1)	87.34		16:02:01.565
7 -	53.290	28.433	1:21.723 (2)	87.18	0.158	16:03:23.288
8 -	53.272	28.531	1:21.803	87.09	0.238	16:04:45.091
9 -	54.393	28.025	1:22.418	86.44	0.853	16:06:07.509

P22 93 C		Jack GRISTWOOD		Suzuki -		
IDEAL LAP TIME : 1:23.117		BEST LAP TIME : 1:23.309		DIFFERENCE : 0.192		
LAP	SECTOR 1	SECTOR 2	LAP TIME	MPH	DIFF	TIME OF DAY
1 -		29.139	1:29.947	79.20	6.638	15:55:05.772
2 -	55.148	29.006	1:24.154 (3)	84.66	0.845	15:56:29.926
3 -	54.952	29.142	1:24.094 (2)	84.72	0.785	15:57:54.020

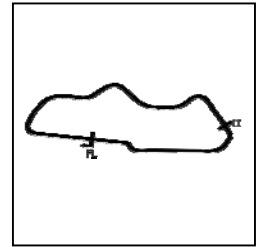
Weather / Track : Cloudy / Dry

Donington Park National
Circuit Length = 1.9790 miles
Start: 15:53 Flag 16:05 End: 16:07

BMCRC - MRO Championships 2019 - Rnd 4 @ Donington Park

Team Respro MRO 600 inc MSS Performance Clubman 600

RACE 20 - SECTOR ANALYSIS



SECTOR 1 = FL to I1, SECTOR 2 = I1 to FL, DIFF = Difference To Personal Best Lap, P = Crossed Finish Line in Pit Lane, D = Time Disallowed

4 -	54.500	29.792	1:24.292	84.52	0.983	15:59:18.312
5 -	54.111	29.198	1:23.309 (1)	85.52		16:00:41.621
6 -	54.558	29.723	1:24.281	84.53	0.972	16:02:05.902
7 -	55.340	30.029	1:25.369	83.45	2.060	16:03:31.271
8 -	56.141	30.945	1:27.086	81.81	3.777	16:04:58.357
9 -	56.236	29.856	1:26.092	82.75	2.783	16:06:24.449

P23	96 C	Bradley ROBINSON	Kawasaki -			
IDEAL LAP TIME : 1:24.748		BEST LAP TIME : 1:24.883	DIFFERENCE : 0.135			

LAP	SECTOR 1	SECTOR 2	LAP TIME	MPH	DIFF	TIME OF DAY
1 -		29.419	1:31.239	78.08	6.356	15:55:07.064
2 -	55.352	29.531	1:24.883 (1)	83.93		15:56:31.947
3 -	55.647	29.989	1:25.636	83.19	0.753	15:57:57.583
4 -	55.833	30.144	1:25.977	82.86	1.094	15:59:23.560
5 -	56.578	30.225	1:26.803	82.07	1.920	16:00:50.363
6 -	56.651	29.612	1:26.263	82.59	1.380	16:02:16.626
7 -	56.201	29.758	1:25.959	82.88	1.076	16:03:42.585
8 -	55.873	29.396	1:25.269 (2)	83.55	0.386	16:05:07.854
9 -	55.534	29.780	1:25.314 (3)	83.51	0.431	16:06:33.168

P24	81 C	Liam DUFFETT	Triumph -			
IDEAL LAP TIME :		BEST LAP TIME :	DIFFERENCE :			

LAP	SECTOR 1	SECTOR 2	LAP TIME	MPH	DIFF	TIME OF DAY
1 -		27.610	1:25.464	83.36		15:55:01.289

Weather / Track : Cloudy / Dry

Donington Park National
 Circuit Length = 1.9790 miles
 Start: 15:53 Flag 16:05 End: 16:07

BMCRC - MRO Championships 2019 - Rnd 4 @ Donington Park

Team Respro MRO 600 inc MSS Performance Clubman 600

RACE 20 - BEST SECTORS

SECTOR 1			SECTOR 2			IDEAL / BEST COMPARISON						
POS	NO	NAME	TIME	NO	NAME	TIME	POS	NO	NAME	IDEAL	BEST	DIFF
									PERFECT LAP	1:11.591		
1	84	WOTTON	46.390	84	WOTTON	25.201	1	84	WOTTON	1:11.591	1:11.591	0.000
2	861	SHOUBRIDGE	46.452	861	SHOUBRIDGE	25.219	2	861	SHOUBRIDGE	1:11.671	1:11.830	0.159
3	56	MILLS	47.008	86	KELMAN	25.292	3	56	MILLS	1:12.318	1:12.407	0.089
4	86	KELMAN	47.089	56	MILLS	25.310	4	86	KELMAN	1:12.381	1:12.504	0.123
5	39	HIGGINS	47.611	39	HIGGINS	25.687	5	39	HIGGINS	1:13.298	1:13.497	0.199
6	193	WHITMORE-WILSON	47.805	193	WHITMORE-WILSON	25.775	6	193	WHITMORE-WILSON	1:13.580	1:13.589	0.009
7	21	WHITCHER	48.014	82	SMITH	25.811	7	21	WHITCHER	1:14.065	1:14.421	0.356
8	188	KRAWIECKI	48.062	912	WHITE	25.921	8	82	SMITH	1:14.128	1:14.272	0.144
9	82	SMITH	48.317	883	SHUTTLEWOOD	25.985	9	188	KRAWIECKI	1:14.128	1:14.615	0.487
10	912	WHITE	48.330	21	WHITCHER	26.051	10	912	WHITE	1:14.251	1:14.382	0.131
11	883	SHUTTLEWOOD	48.653	188	KRAWIECKI	26.066	11	883	SHUTTLEWOOD	1:14.638	1:14.821	0.183
12	29	STONE	48.973	29	STONE	26.149	12	29	STONE	1:15.122	1:15.167	0.045
13	12	BLOCH	49.347	818	BARKER	26.700	13	12	BLOCH	1:16.124	1:16.199	0.075
14	10	BRAMWELL	49.570	10	BRAMWELL	26.708	14	10	BRAMWELL	1:16.278	1:16.500	0.222
15	818	BARKER	49.701	12	BLOCH	26.777	15	818	BARKER	1:16.401	1:16.491	0.090
16	675	SMYTH	50.081	75	MARLEY	27.014	16	675	SMYTH	1:17.194	1:17.194	0.000
17	75	MARLEY	50.208	675	SMYTH	27.113	17	75	MARLEY	1:17.222	1:17.341	0.119
18	27	LYNCH	51.097	27	LYNCH	27.421	18	27	LYNCH	1:18.518	1:18.528	0.010
19	41	RAE	53.101	60	CROKER	27.510	19	60	CROKER	1:20.895	1:20.895	0.000
20	60	CROKER	53.385	81	DUFFETT	27.610	20	8	SAUNDERS	1:21.093	1:21.732	0.639
21	8	SAUNDERS	53.465	8	SAUNDERS	27.628	21	41	RAE	1:21.126	1:21.565	0.439
22	93	GRISTWOOD	54.111	41	RAE	28.025	22	93	GRISTWOOD	1:23.117	1:23.309	0.192
23	96	ROBINSON	55.352	93	GRISTWOOD	29.006	23	96	ROBINSON	1:24.748	1:24.883	0.135
24				96	ROBINSON	29.396	24	81	DUFFETT			

Weather / Track : Cloudy / Dry

Donington Park National
 Circuit Length = 1.9790 miles
 Start: 15:53 Flag 16:05 End: 16:07

Results can be found at www.tsl-timing.com

Printed - 16:08 Sunday, 19 May 2019

BMCRC-MRO Championships 2019



**MRO MINITWINS supported by
PROPERLY PROTECTED**

Donington Park National

18th/19th May 2019



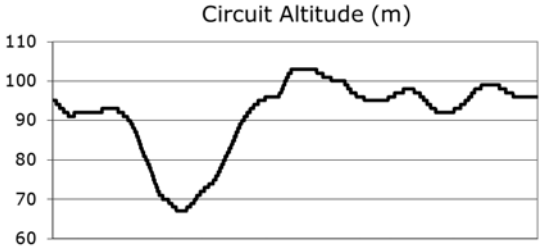
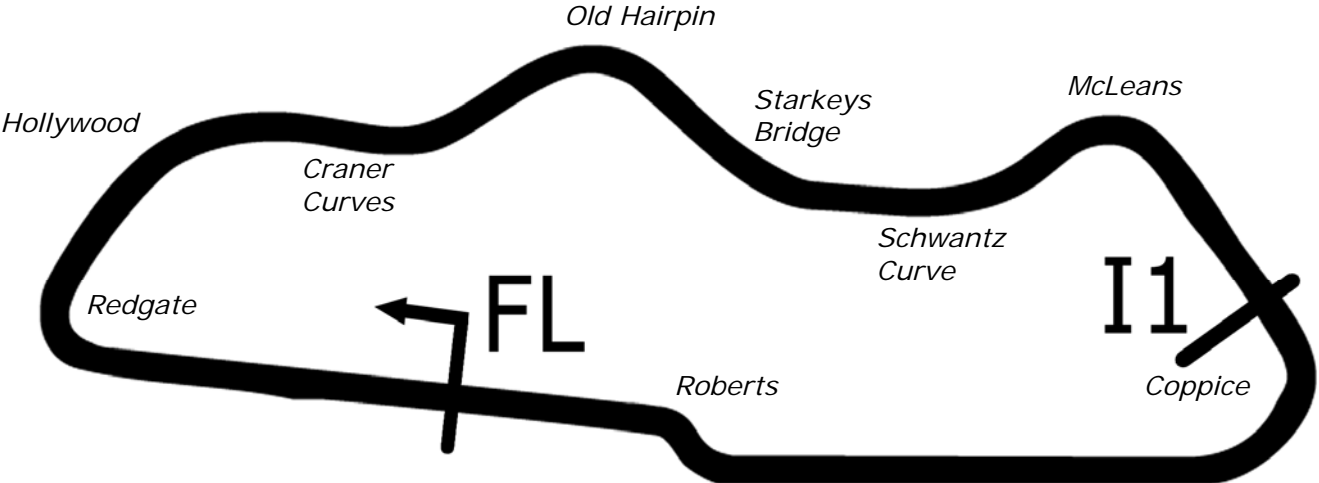
Results Provided by Timing Solutions Ltd
www.tsl-timing.com

Donington Park National



SPORTS TIMING

TIMING SOLUTIONS LTD



Length	1.9790 miles	3185.0 m	
FL		52.82971 N	1.37867 W
I1	2096m	52.82978 N	1.36508 W
Pit Entry	3100m	52.82951 N	1.37832 W
Pit Exit	229m after FL	52.82996 N	1.38205 W
Pit Entry–Pit Exit 287m, 17.2s @60kph, 12.9s @80kph			

All results available at www.tsl-timing.com

BMCRC - MRO Championships 2019 - Rnd 4 @ Donington Park



MRO Minitwins & BMCRC Rookie Minitwins

FREE PRACTICE - CLASSIFICATION

POS	NO	CL	PIC NAME	ENTRY	TIME	ON	LAPS	GAP	DIFF	MPH
1	78		1 Keith POVAH	Suzuki - 78Plate.com Screenprinting/@crap.sack	1:18.090	11	11			91.23
2	74		2 Daniel SINGLETON	Suzuki - Bambino Developments Racing	1:18.414	6	9	0.324	0.324	90.85
3	9		3 Mark TAYLOR	Suzuki - SDC Performance	1:18.602	4	9	0.512	0.188	90.64
4	184		4 David TWYFORD	Suzuki -	1:19.582	7	10	1.492	0.980	89.52
5	26*		5 Glynn DAVIES	Suzuki -	1:19.898	6	11	1.808	0.316	89.17
6	19		6 Kevin LILLEY	Suzuki - Vanson Leathers	1:19.925	10	11	1.835	0.027	89.14
7	17	R	1 Tommy DOWNES (R)	Suzuki - Ray Gnarley/ MoreMoto	1:20.795	8	10	2.705	0.870	88.18
8	232	R	2 Matt WETHERELL	Suzuki - MSG Racing/Lamonde.com/FWR Tyres	1:20.878	10	10	2.788	0.083	88.09
9	88	R	3 Michael NOAH	Suzuki -	1:21.265	8	10	3.175	0.387	87.67
10	34	R	4 Dan THOMAS (R)	Suzuki -	1:21.825	10	10	3.735	0.560	87.07
11	56		7 Jamie INGHAM	Suzuki - Oadby motorcycle services	1:22.110	10	10	4.020	0.285	86.76
12	192		8 Daniel MOFFA	Suzuki - DM Racing	1:22.156	10	10	4.066	0.046	86.72
13	13		9 Wil GREEN	Suzuki - Faith Fueled Racing	1:22.392	5	8	4.302	0.236	86.47
14	5		10 Barry MANTELL	Suzuki - Swedish car connection	1:22.407	6	10	4.317	0.015	86.45
15	156		11 Michael STONE	Suzuki -	1:23.251	10	10	5.161	0.844	85.58
16	81		12 Malvern MAY	Suzuki -	1:23.420	8	10	5.330	0.169	85.40
17	84		13 Ricardo BRANCO	Suzuki - IMP Racing	1:23.525	10	10	5.435	0.105	85.29
18	48		14 Shaun WALLIS	Suzuki - Watling Tyres	1:24.202	7	10	6.112	0.677	84.61
19	0		15 Luke STANLEY	Suzuki - Urban Race Tribe	1:25.069	10	10	6.979	0.867	83.75
20	146		16 Simon GATES	Suzuki - Team Kawafati	1:25.578	6	7	7.488	0.509	83.25
21	39		17 Joshua CREW	Suzuki -	1:26.699	8	10	8.609	1.121	82.17
22	6		18 Andrew FIRTH	Suzuki - LTRmotorcycles.co.uk	1:27.062	9	10	8.972	0.363	81.83
23	80		19 Leon STEWART	Suzuki -	1:27.436	5	8	9.346	0.374	81.48
24	91	R	5 James CHAPMAN	Suzuki -	1:27.499	5	10	9.409	0.063	81.42
25	152		20 Jason ALLEN	Suzuki -	1:27.552	10	10	9.462	0.053	81.37
26	159		21 Benn RIDGWELL	Suzuki - Ridgely Racing	1:27.573	5	10	9.483	0.021	81.35
27	63		22 Steve SMULOVIC	Suzuki - SFC Racing	1:27.859	9	10	9.769	0.286	81.09
28	44		23 Tony PARKER	Suzuki - Emerald Elevators	1:27.930	9	10	9.840	0.071	81.02
29	112	R	6 James NAGY	Suzuki -	1:28.226	8	10	10.136	0.296	80.75
30	50		24 Adam RIDGWELL	Suzuki -	1:28.703	10	10	10.613	0.477	80.32
31	43		25 Robert DAVIE	Suzuki -	1:28.758	9	10	10.668	0.055	80.27
32	181		26 Robert FRANKLIN	Suzuki - RCF GARDENS	1:28.899	10	10	10.809	0.141	80.14
33	199		27 Michael FROST	Suzuki -	1:29.099	8	10	11.009	0.200	79.96
34	51		28 Andrew DURANT	Suzuki -	1:29.303	10	10	11.213	0.204	79.78
35	126		29 Damien LECHAUVE	Suzuki -	1:30.128	8	9	12.038	0.825	79.05
36	171		30 Colin CLUNE	Suzuki -	1:30.734	2	3	12.644	0.606	78.52
37	415	R	7 Alan HENSBY	Suzuki -	1:32.320	8	9	14.230	1.586	77.17
38	70	R	8 Vanessa GILLAM	Suzuki - No More Straps	1:40.374	8	9	22.284	8.054	70.98
39	124	R	9 Jamie PATRICK	Suzuki - Avonside Group Serviced	1:47.278	2	3	29.188	6.904	66.41

No. 26 - Please fit a working transponder

Weather / Track : Cloudy / Dry

These results are provisional until the conclusion of any judicial and technical matters.

Donington Park National
Circuit Length = 1.9790 miles
Start: 11:21 Flag 11:34 End: 11:36

Clerk Of Course :	Timekeeper :
-------------------	--------------

Results can be found at www.tsl-timing.com

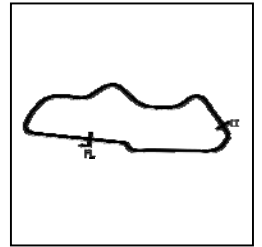
Printed - 11:38 Saturday, 18 May 2019



BMCRC - MRO Championships 2019 - Rnd 4 @ Donington Park

MRO Minitwins & BMCRC Rookie Minitwins

FREE PRACTICE - SECTOR ANALYSIS



SECTOR 1 = FL to I1, SECTOR 2 = I1 to FL, DIFF = Difference To Personal Best Lap, P = Crossed Finish Line in Pit Lane, D = Time Disallowed

P1 78		Keith POVAH		Suzuki - 78Plate.com Screenprinting/@crap.sack			
IDEAL LAP TIME : 1:17.833		BEST LAP TIME : 1:18.090		DIFFERENCE : 0.257			
LAP	SECTOR 1	SECTOR 2	LAP TIME	MPH	DIFF	TIME OF DAY	
1 -						11:22:00.531	
2 -	53.451	28.557	1:22.008	86.87	3.918	11:23:22.539	
3 -	51.773	28.409	1:20.182	88.85	2.092	11:24:42.721	
4 -	51.159	27.920	1:19.079 (3)	90.09	0.989	11:26:01.800	
5 -	52.559	28.043	1:20.602	88.39	2.512	11:27:22.402	
6 -	51.802	27.657	1:19.459	89.66	1.369	11:28:41.861	
7 -	53.442	27.846	1:21.288	87.64	3.198	11:30:03.149	
8 -	52.018	27.978	1:19.996	89.06	1.906	11:31:23.145	
9 -	51.485	27.978	1:19.463	89.65	1.373	11:32:42.608	
10 -	50.731	27.817	1:18.548 (2)	90.70	0.458	11:34:01.156	
11 -	50.176	27.914	1:18.090 (1)	91.23		11:35:19.246	

P2 74		Daniel SINGLETON		Suzuki - Bambino Developments Racing			
IDEAL LAP TIME : 1:18.147		BEST LAP TIME : 1:18.414		DIFFERENCE : 0.267			
LAP	SECTOR 1	SECTOR 2	LAP TIME	MPH	DIFF	TIME OF DAY	
1 -						11:22:22.099	
2 -	1:10.820	IN PIT	1:47.079 P	66.53	28.665	11:24:09.178	
3 -	OUTLAP	27.950	3:03.547	38.81	1:45.133	11:27:12.725	
4 -	51.208	27.678	1:18.886	90.31	0.472	11:28:31.611	
5 -	52.042	29.201	1:21.243	87.69	2.829	11:29:52.854	
6 -	50.654	27.760	1:18.414 (1)	90.85		11:31:11.268	
7 -	51.189	27.647	1:18.836 (3)	90.37	0.422	11:32:30.104	
8 -	51.689	27.493	1:19.182	89.97	0.768	11:33:49.286	
9 -	51.167	27.623	1:18.790 (2)	90.42	0.376	11:35:08.076	

P3 9		Mark TAYLOR		Suzuki - SDC Performance			
IDEAL LAP TIME : 1:18.580		BEST LAP TIME : 1:18.602		DIFFERENCE : 0.022			
LAP	SECTOR 1	SECTOR 2	LAP TIME	MPH	DIFF	TIME OF DAY	
1 -						11:22:02.043	
2 -	55.428	28.566	1:23.994	84.82	5.392	11:23:26.037	
3 -	51.801	27.984	1:19.785	89.29	1.183	11:24:45.822	
4 -	50.826	27.776	1:18.602 (1)	90.64		11:26:04.424	
5 -	51.273	27.913	1:19.186 (3)	89.97	0.584	11:27:23.610	
6 -	51.068	27.754	1:18.822 (2)	90.38	0.220	11:28:42.432	
7 -	55.132	IN PIT	1:32.909 P	76.68	14.307	11:30:15.341	
8 -	OUTLAP	28.916	2:56.139	40.44	1:37.537	11:33:11.480	
9 -	51.529	IN PIT	1:25.385 P	83.44	6.783	11:34:36.865	

P4 184		David TWYFORD		Suzuki -			
IDEAL LAP TIME : 1:19.529		BEST LAP TIME : 1:19.582		DIFFERENCE : 0.053			
LAP	SECTOR 1	SECTOR 2	LAP TIME	MPH	DIFF	TIME OF DAY	
1 -						11:22:49.938	
2 -	55.756	30.223	1:25.979	82.86	6.397	11:24:15.917	
3 -	54.161	29.346	1:23.507	85.31	3.925	11:25:39.424	
4 -	52.384	29.192	1:21.576	87.33	1.994	11:27:01.000	
5 -	54.024	29.517	1:23.541	85.28	3.959	11:28:24.541	
6 -	52.151	28.628	1:20.779	88.19	1.197	11:29:45.320	
7 -	51.568	28.014	1:19.582 (1)	89.52		11:31:04.902	
8 -	51.568	28.061	1:19.629 (2)	89.47	0.047	11:32:24.531	
9 -	51.515	28.133	1:19.648 (3)	89.45	0.066	11:33:44.179	
10 -	51.662	28.021	1:19.683	89.41	0.101	11:35:03.862	

P5 26		Glynn DAVIES		Suzuki -			
IDEAL LAP TIME :		BEST LAP TIME : 1:19.898		DIFFERENCE :			
LAP	SECTOR 1	SECTOR 2	LAP TIME	MPH	DIFF	TIME OF DAY	
1 -						11:21:51.796	

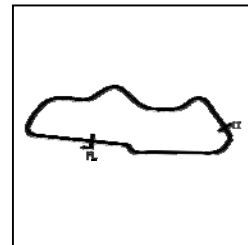
Weather / Track : Cloudy / Dry

Donington Park National
Circuit Length = 1.9790 miles
Start: 11:21 Flag 11:34 End: 11:36

BMCRC - MRO Championships 2019 - Rnd 4 @ Donington Park

MRO Minitwins & BMCRC Rookie Minitwins

FREE PRACTICE - SECTOR ANALYSIS



SECTOR 1 = FL to I1, SECTOR 2 = I1 to FL, DIFF = Difference To Personal Best Lap, P = Crossed Finish Line in Pit Lane, D = Time Disallowed

2 -			1:25.111	83.71	5.213	11:23:16.907
3 -			1:22.603	86.25	2.705	11:24:39.510
4 -			1:21.586	87.32	1.688	11:26:01.096
5 -			1:21.250	87.68	1.352	11:27:22.346
6 -			1:19.898 (1)	89.17		11:28:42.244
7 -			1:21.658	87.24	1.760	11:30:03.902
8 -			1:20.744 (3)	88.23	0.846	11:31:24.646
9 -			1:22.129	86.74	2.231	11:32:46.775
10 -			1:20.648 (2)	88.34	0.750	11:34:07.423
11 -			1:21.193	87.74	1.295	11:35:28.616

P6 19 Kevin LILLEY			Suzuki - Vanson Leathers			
IDEAL LAP TIME : 1:19.882		BEST LAP TIME : 1:19.925		DIFFERENCE : 0.043		
LAP	SECTOR 1	SECTOR 2	LAP TIME	MPH	DIFF	TIME OF DAY
1 -						11:22:08.995
2 -	1:03.138	30.755	1:33.893	75.88	13.968	11:23:42.888
3 -	54.196	28.729	1:22.925	85.91	3.000	11:25:05.813
4 -	52.762	28.364	1:21.126	87.82	1.201	11:26:26.939
5 -	52.600	28.220	1:20.820	88.15	0.895	11:27:47.759
6 -	53.246	28.963	1:22.209	86.66	2.284	11:29:09.968
7 -	52.115	28.933	1:21.048	87.90	1.123	11:30:31.016
8 -	51.906	28.275	1:20.181 (2)	88.85	0.256	11:31:51.197
9 -	52.489	28.133	1:20.622 (3)	88.37	0.697	11:33:11.819
10 -	51.749	28.176	1:19.925 (1)	89.14		11:34:31.744
11 -	53.382	29.751	1:23.133	85.70	3.208	11:35:54.877

P7 17 R Tommy DOWNES (R)			Suzuki - Ray Gnarley/ MoreMoto			
IDEAL LAP TIME : 1:20.762		BEST LAP TIME : 1:20.795		DIFFERENCE : 0.033		
LAP	SECTOR 1	SECTOR 2	LAP TIME	MPH	DIFF	TIME OF DAY
1 -						11:22:06.193
2 -	58.769	30.920	1:29.689	79.43	8.894	11:23:35.882
3 -	55.677	29.235	1:24.912	83.90	4.117	11:25:00.794
4 -	54.205	29.040	1:23.245	85.58	2.450	11:26:24.039
5 -	53.698	28.678	1:22.376	86.48	1.581	11:27:46.415
6 -	54.119	29.555	1:23.674	85.14	2.879	11:29:10.089
7 -	52.611	28.405	1:21.016 (2)	87.94	0.221	11:30:31.105
8 -	52.644	28.151	1:20.795 (1)	88.18		11:31:51.900
9 -	52.965	28.997	1:21.962 (3)	86.92	1.167	11:33:13.862
10 -	53.629	28.363	1:21.992	86.89	1.197	11:34:35.854

P8 232 R Matt WETHERELL			Suzuki - MSG Racing/Lamonde.com/FWR Tyres			
IDEAL LAP TIME : 1:20.779		BEST LAP TIME : 1:20.878		DIFFERENCE : 0.099		
LAP	SECTOR 1	SECTOR 2	LAP TIME	MPH	DIFF	TIME OF DAY
1 -						11:22:07.412
2 -	1:04.363	32.082	1:36.445	73.87	15.567	11:23:43.857
3 -	58.388	30.124	1:28.512	80.49	7.634	11:25:12.369
4 -	56.507	29.431	1:25.938	82.90	5.060	11:26:38.307
5 -	54.997	29.138	1:24.135	84.68	3.257	11:28:02.442
6 -	54.200	28.951	1:23.151	85.68	2.273	11:29:25.593
7 -	55.582	29.441	1:25.023	83.79	4.145	11:30:50.616
8 -	53.569	28.492	1:22.061 (3)	86.82	1.183	11:32:12.677
9 -	52.803	28.319	1:21.122 (2)	87.82	0.244	11:33:33.799
10 -	52.460	28.418	1:20.878 (1)	88.09		11:34:54.677

P9 88 R Michael NOAH			Suzuki -			
IDEAL LAP TIME : 1:21.265		BEST LAP TIME : 1:21.265		DIFFERENCE : 0.000		
LAP	SECTOR 1	SECTOR 2	LAP TIME	MPH	DIFF	TIME OF DAY
1 -						11:22:05.655
2 -	1:02.403	31.144	1:33.547	76.16	12.282	11:23:39.202
3 -	55.208	29.536	1:24.744	84.07	3.479	11:25:03.946

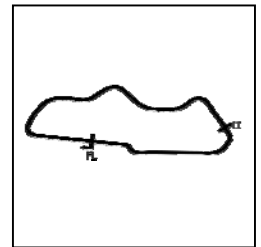
Weather / Track : Cloudy / Dry

Donington Park National
Circuit Length = 1.9790 miles
Start: 11:21 Flag 11:34 End: 11:36

BMCRC - MRO Championships 2019 - Rnd 4 @ Donington Park

MRO Minitwins & BMCRC Rookie Minitwins

FREE PRACTICE - SECTOR ANALYSIS



SECTOR 1 = FL to I1, SECTOR 2 = I1 to FL, DIFF = Difference To Personal Best Lap, P = Crossed Finish Line in Pit Lane, D = Time Disallowed

4 -	53.387	28.994	1:22.381	86.48	1.116	11:26:26.327
5 -	53.280	29.073	1:22.353 (3)	86.51	1.088	11:27:48.680
6 -	53.057	28.681	1:21.738 (2)	87.16	0.473	11:29:10.418
7 -	54.160	28.884	1:23.044	85.79	1.779	11:30:33.462
8 -	52.772	28.493	1:21.265 (1)	87.67		11:31:54.727
9 -	53.176	29.927	1:23.103	85.73	1.838	11:33:17.830
10 -	54.484	29.741	1:24.225	84.59	2.960	11:34:42.055

P10 34 R		Dan THOMAS (R)		Suzuki -			
IDEAL LAP TIME : 1:21.448		BEST LAP TIME : 1:21.825		DIFFERENCE : 0.377			
LAP	SECTOR 1	SECTOR 2	LAP TIME	MPH	DIFF	TIME OF DAY	
1 -						11:22:08.457	
2 -	1:06.927	33.426	1:40.353	70.99	18.528	11:23:48.810	
3 -	1:02.646	31.484	1:34.130	75.68	12.305	11:25:22.940	
4 -	58.685	30.436	1:29.121	79.94	7.296	11:26:52.061	
5 -	56.655	29.554	1:26.209	82.64	4.384	11:28:18.270	
6 -	55.003	29.698	1:24.701	84.11	2.876	11:29:42.971	
7 -	53.867	29.354	1:23.221 (3)	85.61	1.396	11:31:06.192	
8 -	55.241	28.535	1:23.776	85.04	1.951	11:32:29.968	
9 -	53.578	28.614	1:22.192 (2)	86.68	0.367	11:33:52.160	
10 -	52.913	28.912	1:21.825 (1)	87.07		11:35:13.985	

P11 56		Jamie INGHAM		Suzuki - Oadby motorcycle services			
IDEAL LAP TIME : 1:21.655		BEST LAP TIME : 1:22.110		DIFFERENCE : 0.455			
LAP	SECTOR 1	SECTOR 2	LAP TIME	MPH	DIFF	TIME OF DAY	
1 -						11:22:08.532	
2 -	1:10.600	32.992	1:43.592	68.77	21.482	11:23:52.124	
3 -	59.598	31.824	1:31.422	77.93	9.312	11:25:23.546	
4 -	57.892	30.160	1:28.052	80.91	5.942	11:26:51.598	
5 -	54.992	29.836	1:24.828	83.98	2.718	11:28:16.426	
6 -	55.748	28.874	1:24.622	84.19	2.512	11:29:41.048	
7 -	53.819	29.822	1:23.641 (3)	85.18	1.531	11:31:04.689	
8 -	56.575	28.556	1:25.131	83.69	3.021	11:32:29.820	
9 -	53.385	29.274	1:22.659 (2)	86.19	0.549	11:33:52.479	
10 -	53.840	28.270	1:22.110 (1)	86.76		11:35:14.589	

P12 192		Daniel MOFFA		Suzuki - DM Racing			
IDEAL LAP TIME : 1:22.156		BEST LAP TIME : 1:22.156		DIFFERENCE : 0.000			
LAP	SECTOR 1	SECTOR 2	LAP TIME	MPH	DIFF	TIME OF DAY	
1 -						11:22:06.894	
2 -	1:08.054	32.837	1:40.891	70.61	18.735	11:23:47.785	
3 -	59.945	32.361	1:32.306	77.18	10.150	11:25:20.091	
4 -	56.408	30.267	1:26.675	82.19	4.519	11:26:46.766	
5 -	55.972	29.693	1:25.665	83.16	3.509	11:28:12.431	
6 -	56.759	30.602	1:27.361	81.55	5.205	11:29:39.792	
7 -	54.607	30.029	1:24.636	84.17	2.480	11:31:04.428	
8 -	54.891	29.103	1:23.994 (3)	84.82	1.838	11:32:28.422	
9 -	53.973	28.993	1:22.966 (2)	85.87	0.810	11:33:51.388	
10 -	53.339	28.817	1:22.156 (1)	86.72		11:35:13.544	

P13 13		Wil GREEN		Suzuki - Faith Fueled Racing			
IDEAL LAP TIME : 1:22.392		BEST LAP TIME : 1:22.392		DIFFERENCE : 0.000			
LAP	SECTOR 1	SECTOR 2	LAP TIME	MPH	DIFF	TIME OF DAY	
1 -						11:22:05.884	
2 -	59.136	30.743	1:29.879	79.26	7.487	11:23:35.763	
3 -	56.027	29.269	1:25.296	83.52	2.904	11:25:01.059	
4 -	54.198	29.155	1:23.353 (2)	85.47	0.961	11:26:24.412	
5 -	53.622	28.770	1:22.392 (1)	86.47		11:27:46.804	
6 -	53.990	29.402	1:23.392 (3)	85.43	1.000	11:29:10.196	
7 -	53.967	29.777	1:23.744	85.07	1.352	11:30:33.940	

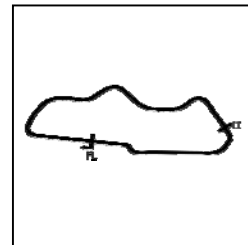
Weather / Track : Cloudy / Dry

Donington Park National
Circuit Length = 1.9790 miles
Start: 11:21 Flag 11:34 End: 11:36

BMCRC - MRO Championships 2019 - Rnd 4 @ Donington Park

MRO Minitwins & BMCRC Rookie Minitwins

FREE PRACTICE - SECTOR ANALYSIS



SECTOR 1 = FL to I1, SECTOR 2 = I1 to FL, DIFF = Difference To Personal Best Lap, P = Crossed Finish Line in Pit Lane, D = Time Disallowed

8 - 55.601 IN PIT 1:33.461 P 76.23 11.069 11:32:07.401

P14 5		Barry MANTELL		Suzuki - Swedish car connection			
IDEAL LAP TIME : 1:22.099		BEST LAP TIME : 1:22.407		DIFFERENCE : 0.308			
LAP	SECTOR 1	SECTOR 2	LAP TIME	MPH	DIFF	TIME OF DAY	
1 -						11:22:07.611	
2 -	1:05.012	32.713	1:37.725	72.90	15.318	11:23:45.336	
3 -	58.482	30.738	1:29.220	79.85	6.813	11:25:14.556	
4 -	55.102	29.452	1:24.554	84.26	2.147	11:26:39.110	
5 -	53.689	29.206	1:22.895 (3)	85.94	0.488	11:28:02.005	
6 -	53.189	29.218	1:22.407 (1)	86.45		11:29:24.412	
7 -	53.782	28.910	1:22.692 (2)	86.15	0.285	11:30:47.104	
8 -	53.584	30.603	1:24.187	84.62	1.780	11:32:11.291	
9 -	55.853	31.212	1:27.065	81.83	4.658	11:33:38.356	
10 -	57.550	31.453	1:29.003	80.04	6.596	11:35:07.359	

P15 156		Michael STONE		Suzuki -			
IDEAL LAP TIME : 1:23.251		BEST LAP TIME : 1:23.251		DIFFERENCE : 0.000			
LAP	SECTOR 1	SECTOR 2	LAP TIME	MPH	DIFF	TIME OF DAY	
1 -						11:22:06.383	
2 -	1:04.936	33.579	1:38.515	72.32	15.264	11:23:44.898	
3 -	58.338	31.187	1:29.525	79.58	6.274	11:25:14.423	
4 -	57.415	30.229	1:27.644	81.29	4.393	11:26:42.067	
5 -	56.236	30.379	1:26.615	82.25	3.364	11:28:08.682	
6 -	55.986	30.144	1:26.130	82.71	2.879	11:29:34.812	
7 -	54.990	30.849	1:25.839	83.00	2.588	11:31:00.651	
8 -	54.351	29.319	1:23.670 (3)	85.15	0.419	11:32:24.321	
9 -	54.035	29.327	1:23.362 (2)	85.46	0.111	11:33:47.683	
10 -	54.018	29.233	1:23.251 (1)	85.58		11:35:10.934	

P16 81		Malvern MAY		Suzuki -			
IDEAL LAP TIME : 1:23.292		BEST LAP TIME : 1:23.420		DIFFERENCE : 0.128			
LAP	SECTOR 1	SECTOR 2	LAP TIME	MPH	DIFF	TIME OF DAY	
1 -						11:21:55.012	
2 -	58.067	30.662	1:28.729	80.29	5.309	11:23:23.741	
3 -	54.892	29.862	1:24.754	84.06	1.334	11:24:48.495	
4 -	54.049	30.441	1:24.490	84.32	1.070	11:26:12.985	
5 -	54.070	30.124	1:24.194 (2)	84.62	0.774	11:27:37.179	
6 -	54.975	30.007	1:24.982	83.83	1.562	11:29:02.161	
7 -	54.600	29.741	1:24.341 (3)	84.47	0.921	11:30:26.502	
8 -	54.177	29.243	1:23.420 (1)	85.40		11:31:49.922	
9 -	54.543	IN PIT	1:30.685 P	78.56	7.265	11:33:20.607	
10 -	OUTLAP	29.486	1:45.274	67.67	21.854	11:35:05.881	

P17 84		Ricardo BRANCO		Suzuki - IMP Racing			
IDEAL LAP TIME : 1:23.334		BEST LAP TIME : 1:23.525		DIFFERENCE : 0.191			
LAP	SECTOR 1	SECTOR 2	LAP TIME	MPH	DIFF	TIME OF DAY	
1 -						11:22:11.958	
2 -	1:06.101	31.604	1:37.705	72.91	14.180	11:23:49.663	
3 -	1:00.143	31.644	1:31.787	77.62	8.262	11:25:21.450	
4 -	58.731	30.567	1:29.298	79.78	5.773	11:26:50.748	
5 -	55.637	29.863	1:25.500	83.32	1.975	11:28:16.248	
6 -	57.221	30.320	1:27.541	81.38	4.016	11:29:43.789	
7 -	54.887	30.167	1:25.054	83.76	1.529	11:31:08.843	
8 -	54.640	29.366	1:24.006 (2)	84.81	0.481	11:32:32.849	
9 -	54.350	29.750	1:24.100 (3)	84.71	0.575	11:33:56.949	
10 -	53.968	29.557	1:23.525 (1)	85.29		11:35:20.474	

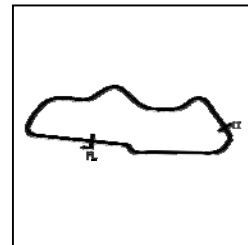
Weather / Track : Cloudy / Dry

Donington Park National
Circuit Length = 1.9790 miles
Start: 11:21 Flag 11:34 End: 11:36

BMCRC - MRO Championships 2019 - Rnd 4 @ Donington Park

MRO Minitwins & BMCRC Rookie Minitwins

FREE PRACTICE - SECTOR ANALYSIS



SECTOR 1 = FL to I1, SECTOR 2 = I1 to FL, DIFF = Difference To Personal Best Lap, P = Crossed Finish Line in Pit Lane, D = Time Disallowed

P18 48		Shaun WALLIS		Suzuki - Watling Tyres			
IDEAL LAP TIME : 1:23.599		BEST LAP TIME : 1:24.202		DIFFERENCE : 0.603			
LAP	SECTOR 1	SECTOR 2	LAP TIME	MPH	DIFF	TIME OF DAY	
1 -						11:22:09.894	
2 -	1:05.454	31.097	1:36.551	73.79	12.349	11:23:46.445	
3 -	59.711	29.623	1:29.334	79.75	5.132	11:25:15.779	
4 -	57.238	30.119	1:27.357	81.55	3.155	11:26:43.136	
5 -	55.712	29.387	1:25.099	83.72	0.897	11:28:08.235	
6 -	55.547	29.755	1:25.302	83.52	1.100	11:29:33.537	
7 -	54.802	29.400	1:24.202 (1)	84.61		11:30:57.739	
8 -	55.498	29.592	1:25.090	83.73	0.888	11:32:22.829	
9 -	54.237	29.970	1:24.207 (2)	84.60	0.005	11:33:47.036	
10 -	55.264	29.362	1:24.626 (3)	84.18	0.424	11:35:11.662	

P19 0		Luke STANLEY		Suzuki - Urban Race Tribe			
IDEAL LAP TIME : 1:25.069		BEST LAP TIME : 1:25.069		DIFFERENCE : 0.000			
LAP	SECTOR 1	SECTOR 2	LAP TIME	MPH	DIFF	TIME OF DAY	
1 -						11:22:11.858	
2 -	1:05.740	31.644	1:37.384	73.16	12.315	11:23:49.242	
3 -	1:00.296	31.144	1:31.440	77.91	6.371	11:25:20.682	
4 -	59.965	30.835	1:30.800	78.46	5.731	11:26:51.482	
5 -	57.463	30.080	1:27.543	81.38	2.474	11:28:19.025	
6 -	56.265	30.116	1:26.381	82.47	1.312	11:29:45.406	
7 -	55.797	30.163	1:25.960	82.88	0.891	11:31:11.366	
8 -	55.745	29.857	1:25.602 (2)	83.22	0.533	11:32:36.968	
9 -	55.926	29.800	1:25.726 (3)	83.10	0.657	11:34:02.694	
10 -	55.449	29.620	1:25.069 (1)	83.75		11:35:27.763	

P20 146		Simon GATES		Suzuki - Team Kawafati			
IDEAL LAP TIME : 1:24.277		BEST LAP TIME : 1:25.578		DIFFERENCE : 1.301			
LAP	SECTOR 1	SECTOR 2	LAP TIME	MPH	DIFF	TIME OF DAY	
1 -						11:22:08.393	
2 -	1:03.788	32.799	1:36.587	73.76	11.009	11:23:44.980	
3 -	58.562	31.346	1:29.908	79.24	4.330	11:25:14.888	
4 -	57.749	30.156	1:27.905 (3)	81.04	2.327	11:26:42.793	
5 -	55.885	30.211	1:26.096 (2)	82.75	0.518	11:28:08.889	
6 -	55.984	29.594	1:25.578 (1)	83.25		11:29:34.467	
7 -	54.683	IN PIT	1:28.034 P	80.93	2.456	11:31:02.501	

P21 39		Joshua CREW		Suzuki -			
IDEAL LAP TIME : 1:26.432		BEST LAP TIME : 1:26.699		DIFFERENCE : 0.267			
LAP	SECTOR 1	SECTOR 2	LAP TIME	MPH	DIFF	TIME OF DAY	
1 -						11:22:07.188	
2 -	1:11.405	34.202	1:45.607	67.46	18.908	11:23:52.795	
3 -	1:02.746	33.251	1:35.997	74.21	9.298	11:25:28.792	
4 -	59.275	31.508	1:30.783	78.47	4.084	11:26:59.575	
5 -	59.542	31.367	1:30.909	78.37	4.210	11:28:30.484	
6 -	58.034	30.476	1:28.510	80.49	1.811	11:29:58.994	
7 -	58.316	30.096	1:28.412 (3)	80.58	1.713	11:31:27.406	
8 -	56.336	30.363	1:26.699 (1)	82.17		11:32:54.105	
9 -	58.116	30.867	1:28.983	80.06	2.284	11:34:23.088	
10 -	57.182	30.690	1:27.872 (2)	81.07	1.173	11:35:50.960	

P22 6		Andrew FIRTH		Suzuki - LTRmotorcycles.co.uk			
IDEAL LAP TIME : 1:26.487		BEST LAP TIME : 1:27.062		DIFFERENCE : 0.575			
LAP	SECTOR 1	SECTOR 2	LAP TIME	MPH	DIFF	TIME OF DAY	
1 -						11:22:09.758	
2 -	1:09.828	34.063	1:43.891	68.57	16.829	11:23:53.649	
3 -	1:01.275	31.491	1:32.766	76.80	5.704	11:25:26.415	

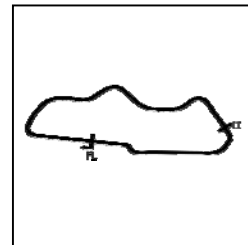
Weather / Track : Cloudy / Dry

Donington Park National
Circuit Length = 1.9790 miles
Start: 11:21 Flag 11:34 End: 11:36

BMCRC - MRO Championships 2019 - Rnd 4 @ Donington Park

MRO Minitwins & BMCRC Rookie Minitwins

FREE PRACTICE - SECTOR ANALYSIS



SECTOR 1 = FL to I1, SECTOR 2 = I1 to FL, DIFF = Difference To Personal Best Lap, P = Crossed Finish Line in Pit Lane, D = Time Disallowed

4 -	59.673	30.783	1:30.456	78.76	3.394	11:26:56.871
5 -	57.459	31.049	1:28.508	80.49	1.446	11:28:25.379
6 -	57.573	30.832	1:28.405	80.59	1.343	11:29:53.784
7 -	57.836	30.378	1:28.214 (3)	80.76	1.152	11:31:21.998
8 -	57.219	30.519	1:27.738 (2)	81.20	0.676	11:32:49.736
9 -	56.941	30.121	1:27.062 (1)	81.83		11:34:16.798
10 -	56.366	32.088	1:28.454	80.54	1.392	11:35:45.252

LAP	SECTOR 1	SECTOR 2	LAP TIME	MPH	DIFF	TIME OF DAY
-----	----------	----------	----------	-----	------	-------------

P23 80 Leon STEWART

Suzuki -

IDEAL LAP TIME : 1:27.240

BEST LAP TIME : 1:27.436

DIFFERENCE : 0.196

1 -						11:22:13.897
2 -	1:06.329	34.475	1:40.804	70.67	13.368	11:23:54.701
3 -	1:00.821	32.036	1:32.857	76.72	5.421	11:25:27.558
4 -	59.458	31.357	1:30.815	78.45	3.379	11:26:58.373
5 -	56.339	31.097	1:27.436 (1)	81.48		11:28:25.809
6 -	57.815	31.350	1:29.165 (3)	79.90	1.729	11:29:54.974
7 -	57.215	30.901	1:28.116 (2)	80.85	0.680	11:31:23.090
8 -	57.066	32.199	1:29.265	79.81	1.829	11:32:52.355

LAP	SECTOR 1	SECTOR 2	LAP TIME	MPH	DIFF	TIME OF DAY
-----	----------	----------	----------	-----	------	-------------

P24 91 R James CHAPMAN

Suzuki -

IDEAL LAP TIME : 1:27.201

BEST LAP TIME : 1:27.499

DIFFERENCE : 0.298

1 -						11:22:11.464
2 -	1:08.703	34.853	1:43.556	68.79	16.057	11:23:55.020
3 -	1:01.200	32.068	1:33.268	76.38	5.769	11:25:28.288
4 -	59.107	31.440	1:30.547	78.68	3.048	11:26:58.835
5 -	56.358	31.141	1:27.499 (1)	81.42		11:28:26.334
6 -	57.710	31.286	1:28.996 (3)	80.05	1.497	11:29:55.330
7 -	57.490	31.106	1:28.596 (2)	80.41	1.097	11:31:23.926
8 -	57.551	32.003	1:29.554	79.55	2.055	11:32:53.480
9 -	59.407	32.047	1:31.454	77.90	3.955	11:34:24.934
10 -	59.591	30.843	1:30.434	78.78	2.935	11:35:55.368

LAP	SECTOR 1	SECTOR 2	LAP TIME	MPH	DIFF	TIME OF DAY
-----	----------	----------	----------	-----	------	-------------

P25 152 Jason ALLEN

Suzuki -

IDEAL LAP TIME : 1:27.052

BEST LAP TIME : 1:27.552

DIFFERENCE : 0.500

1 -						11:22:11.198
2 -	1:08.091	35.153	1:43.244	69.00	15.692	11:23:54.442
3 -	1:02.289	32.663	1:34.952	75.03	7.400	11:25:29.394
4 -	59.363	31.170	1:30.533	78.69	2.981	11:26:59.927
5 -	58.893	30.798	1:29.691	79.43	2.139	11:28:29.618
6 -	58.106	30.853	1:28.959	80.08	1.407	11:29:58.577
7 -	58.394	30.973	1:29.367	79.72	1.815	11:31:27.944
8 -	57.360	30.334	1:27.694 (2)	81.24	0.142	11:32:55.638
9 -	57.174	31.060	1:28.234 (3)	80.74	0.682	11:34:23.872
10 -	56.718	30.834	1:27.552 (1)	81.37		11:35:51.424

LAP	SECTOR 1	SECTOR 2	LAP TIME	MPH	DIFF	TIME OF DAY
-----	----------	----------	----------	-----	------	-------------

P26 159 Benn RIDGWELL

Suzuki - Ridgely Racing

IDEAL LAP TIME : 1:26.919

BEST LAP TIME : 1:27.573

DIFFERENCE : 0.654

1 -						11:22:01.639
2 -	1:07.433	33.545	1:40.978	70.55	13.405	11:23:42.617
3 -	1:00.000	31.591	1:31.591	77.78	4.018	11:25:14.208
4 -	58.479	31.363	1:29.842	79.30	2.269	11:26:44.050
5 -	56.318	31.255	1:27.573 (1)	81.35		11:28:11.623
6 -	57.326	31.751	1:29.077	79.98	1.504	11:29:40.700
7 -	57.247	31.128	1:28.375	80.61	0.802	11:31:09.075
8 -	56.975	30.601	1:27.576 (2)	81.35	0.003	11:32:36.651
9 -	57.017	30.701	1:27.718	81.22	0.145	11:34:04.369

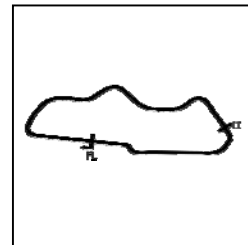
Weather / Track : Cloudy / Dry

Donington Park National
Circuit Length = 1.9790 miles
Start: 11:21 Flag 11:34 End: 11:36

BMCRC - MRO Championships 2019 - Rnd 4 @ Donington Park

MRO Minitwins & BMCRC Rookie Minitwins

FREE PRACTICE - SECTOR ANALYSIS



SECTOR 1 = FL to I1, SECTOR 2 = I1 to FL, DIFF = Difference To Personal Best Lap, P = Crossed Finish Line in Pit Lane, D = Time Disallowed

10 - 56.631 31.051 1:27.682 (3) 81.25 0.109 11:35:32.051

P27 63		Steve SMULOVIC		Suzuki - SFC Racing			
IDEAL LAP TIME : 1:27.752		BEST LAP TIME : 1:27.859		DIFFERENCE : 0.107			
LAP	SECTOR 1	SECTOR 2	LAP TIME	MPH	DIFF	TIME OF DAY	
1 -						11:22:06.288	
2 -	1:08.378	34.025	1:42.403	69.57	14.544	11:23:48.691	
3 -	1:02.573	34.145	1:36.718	73.66	8.859	11:25:25.409	
4 -	1:01.380	32.476	1:33.856	75.91	5.997	11:26:59.265	
5 -	59.253	31.868	1:31.121	78.18	3.262	11:28:30.386	
6 -	59.050	30.766	1:29.816	79.32	1.957	11:30:00.202	
7 -	58.000	30.647	1:28.647 (3)	80.37	0.788	11:31:28.849	
8 -	57.976	30.701	1:28.677	80.34	0.818	11:32:57.526	
9 -	57.376	30.483	1:27.859 (1)	81.09		11:34:25.385	
10 -	57.911	30.376	1:28.287 (2)	80.69	0.428	11:35:53.672	

P28 44		Tony PARKER		Suzuki - Emerald Elevators			
IDEAL LAP TIME : 1:27.603		BEST LAP TIME : 1:27.930		DIFFERENCE : 0.327			
LAP	SECTOR 1	SECTOR 2	LAP TIME	MPH	DIFF	TIME OF DAY	
1 -						11:22:13.679	
2 -	1:09.141	34.315	1:43.456	68.86	15.526	11:23:57.135	
3 -	1:02.131	32.763	1:34.894	75.08	6.964	11:25:32.029	
4 -	1:00.084	31.731	1:31.815	77.59	3.885	11:27:03.844	
5 -	1:00.173	31.717	1:31.890	77.53	3.960	11:28:35.734	
6 -	58.514	30.986	1:29.500	79.60	1.570	11:30:05.234	
7 -	58.253	31.542	1:29.795	79.34	1.865	11:31:35.029	
8 -	57.754	31.198	1:28.952 (3)	80.09	1.022	11:33:03.981	
9 -	56.617	31.313	1:27.930 (1)	81.02		11:34:31.911	
10 -	57.253	31.656	1:28.909 (2)	80.13	0.979	11:36:00.820	

P29 112 R		James NAGY		Suzuki -			
IDEAL LAP TIME : 1:28.160		BEST LAP TIME : 1:28.226		DIFFERENCE : 0.066			
LAP	SECTOR 1	SECTOR 2	LAP TIME	MPH	DIFF	TIME OF DAY	
1 -						11:22:04.393	
2 -	1:08.674	33.199	1:41.873	69.93	13.647	11:23:46.266	
3 -	1:02.189	32.664	1:34.853	75.11	6.627	11:25:21.119	
4 -	59.960	32.244	1:32.204	77.27	3.978	11:26:53.323	
5 -	59.374	32.087	1:31.461	77.89	3.235	11:28:24.784	
6 -	58.490	31.625	1:30.115	79.06	1.889	11:29:54.899	
7 -	57.499	32.161	1:29.660 (3)	79.46	1.434	11:31:24.559	
8 -	57.384	30.842	1:28.226 (1)	80.75		11:32:52.785	
9 -	58.549	33.111	1:31.660	77.72	3.434	11:34:24.445	
10 -	58.234	30.776	1:29.010 (2)	80.04	0.784	11:35:53.455	

P30 50		Adam RIDGWELL		Suzuki -			
IDEAL LAP TIME : 1:28.703		BEST LAP TIME : 1:28.703		DIFFERENCE : 0.000			
LAP	SECTOR 1	SECTOR 2	LAP TIME	MPH	DIFF	TIME OF DAY	
1 -						11:21:59.916	
2 -	1:04.843	33.576	1:38.419	72.39	9.716	11:23:38.335	
3 -	1:01.892	32.297	1:34.189	75.64	5.486	11:25:12.524	
4 -	59.838	31.626	1:31.464	77.89	2.761	11:26:43.988	
5 -	59.313	31.296	1:30.609	78.63	1.906	11:28:14.597	
6 -	58.762	31.587	1:30.349	78.85	1.646	11:29:44.946	
7 -	58.919	31.076	1:29.995 (3)	79.16	1.292	11:31:14.941	
8 -	58.220	31.823	1:30.043	79.12	1.340	11:32:44.984	
9 -	58.862	30.866	1:29.728 (2)	79.40	1.025	11:34:14.712	
10 -	57.842	30.861	1:28.703 (1)	80.32		11:35:43.415	

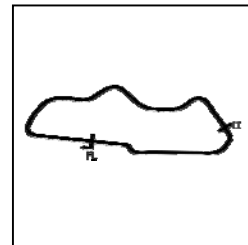
Weather / Track : Cloudy / Dry

Donington Park National
Circuit Length = 1.9790 miles
Start: 11:21 Flag 11:34 End: 11:36

BMCRC - MRO Championships 2019 - Rnd 4 @ Donington Park

MRO Minitwins & BMCRC Rookie Minitwins

FREE PRACTICE - SECTOR ANALYSIS



SECTOR 1 = FL to I1, SECTOR 2 = I1 to FL, DIFF = Difference To Personal Best Lap, P = Crossed Finish Line in Pit Lane, D = Time Disallowed

P31 43		Robert DAVIE		Suzuki -		
IDEAL LAP TIME : 1:28.257		BEST LAP TIME : 1:28.758		DIFFERENCE : 0.501		
LAP	SECTOR 1	SECTOR 2	LAP TIME	MPH	DIFF	TIME OF DAY
1 -						11:22:02.169
2 -	1:07.643	34.131	1:41.774	70.00	13.016	11:23:43.943
3 -	1:03.038	32.006	1:35.044	74.96	6.286	11:25:18.987
4 -	1:00.738	31.524	1:32.262	77.22	3.504	11:26:51.249
5 -	1:00.573	30.651	1:31.224	78.10	2.466	11:28:22.473
6 -	59.183	30.114	1:29.297 (2)	79.78	0.539	11:29:51.770
7 -	58.819	30.483	1:29.302 (3)	79.78	0.544	11:31:21.072
8 -	59.669	30.520	1:30.189	78.99	1.431	11:32:51.261
9 -	58.143	30.615	1:28.758 (1)	80.27		11:34:20.019
10 -	58.410	31.519	1:29.929	79.22	1.171	11:35:49.948

P32 181		Robert FRANKLIN		Suzuki - RCF GARDENS		
IDEAL LAP TIME : 1:28.006		BEST LAP TIME : 1:28.899		DIFFERENCE : 0.893		
LAP	SECTOR 1	SECTOR 2	LAP TIME	MPH	DIFF	TIME OF DAY
1 -						11:22:10.612
2 -	1:06.677	32.095	1:38.772	72.13	9.873	11:23:49.384
3 -	1:02.075	32.546	1:34.621	75.29	5.722	11:25:24.005
4 -	58.176	30.738	1:28.914 (2)	80.12	0.015	11:26:52.919
5 -	59.379	31.039	1:30.418	78.79	1.519	11:28:23.337
6 -	58.737	30.711	1:29.448 (3)	79.65	0.549	11:29:52.785
7 -	58.407	31.106	1:29.513	79.59	0.614	11:31:22.298
8 -	58.781	31.789	1:30.570	78.66	1.671	11:32:52.868
9 -	58.227	31.341	1:29.568	79.54	0.669	11:34:22.436
10 -	57.295	31.604	1:28.899 (1)	80.14		11:35:51.335

P33 199		Michael FROST		Suzuki -		
IDEAL LAP TIME : 1:28.864		BEST LAP TIME : 1:29.099		DIFFERENCE : 0.235		
LAP	SECTOR 1	SECTOR 2	LAP TIME	MPH	DIFF	TIME OF DAY
1 -						11:22:10.105
2 -	1:08.727	35.181	1:43.908	68.56	14.809	11:23:54.013
3 -	1:02.473	32.644	1:35.117	74.90	6.018	11:25:29.130
4 -	59.530	32.514	1:32.044	77.40	2.945	11:27:01.174
5 -	58.730	31.140	1:29.870	79.27	0.771	11:28:31.044
6 -	58.905	30.961	1:29.866	79.28	0.767	11:30:00.910
7 -	58.580	31.047	1:29.627 (3)	79.49	0.528	11:31:30.537
8 -	58.172	30.927	1:29.099 (1)	79.96		11:32:59.636
9 -	58.163	31.616	1:29.779	79.35	0.680	11:34:29.415
10 -	58.690	30.701	1:29.391 (2)	79.70	0.292	11:35:58.806

P34 51		Andrew DURANT		Suzuki -		
IDEAL LAP TIME : 1:28.754		BEST LAP TIME : 1:29.303		DIFFERENCE : 0.549		
LAP	SECTOR 1	SECTOR 2	LAP TIME	MPH	DIFF	TIME OF DAY
1 -						11:22:03.070
2 -	1:07.530	34.145	1:41.675	70.07	12.372	11:23:44.745
3 -	1:02.681	32.591	1:35.272	74.78	5.969	11:25:20.017
4 -	1:00.747	32.247	1:32.994	76.61	3.691	11:26:53.011
5 -	59.545	32.036	1:31.581	77.79	2.278	11:28:24.592
6 -	57.987	31.615	1:29.602 (3)	79.51	0.299	11:29:54.194
7 -	57.688	32.504	1:30.192	78.99	0.889	11:31:24.386
8 -	57.602	31.804	1:29.406 (2)	79.68	0.103	11:32:53.792
9 -	58.168	31.898	1:30.066	79.10	0.763	11:34:23.858
10 -	58.151	31.152	1:29.303 (1)	79.78		11:35:53.161

P35 126		Damien LECHAUVE		Suzuki -		
IDEAL LAP TIME : 1:30.128		BEST LAP TIME : 1:30.128		DIFFERENCE : 0.000		
LAP	SECTOR 1	SECTOR 2	LAP TIME	MPH	DIFF	TIME OF DAY

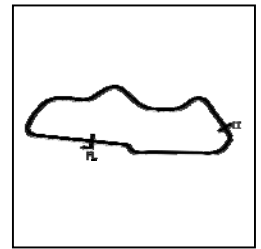
Weather / Track : Cloudy / Dry

Donington Park National
Circuit Length = 1.9790 miles
Start: 11:21 Flag 11:34 End: 11:36

BMCRC - MRO Championships 2019 - Rnd 4 @ Donington Park

MRO Minitwins & BMCRC Rookie Minitwins

FREE PRACTICE - SECTOR ANALYSIS



SECTOR 1 = FL to I1, SECTOR 2 = I1 to FL, DIFF = Difference To Personal Best Lap, P = Crossed Finish Line in Pit Lane, D = Time Disallowed

1 -							11:22:15.130
2 -	1:09.057	33.680	1:42.737	69.34	12.609		11:23:57.867
3 -	1:01.762	32.996	1:34.758	75.18	4.630		11:25:32.625
4 -	59.831	32.024	1:31.855 (2)	77.56	1.727		11:27:04.480
5 -	59.771	32.538	1:32.309 (3)	77.18	2.181		11:28:36.789
6 -	1:01.220	32.081	1:33.301	76.36	3.173		11:30:10.090
7 -	1:01.248	37.880	1:39.128	71.87	9.000		11:31:49.218
8 -	58.861	31.267	1:30.128 (1)	79.05			11:33:19.346
9 -	1:00.425	IN PIT	1:39.654 P	71.49	9.526		11:34:59.000

P36 171		Colin CLUNE		Suzuki -			
IDEAL LAP TIME : 1:30.734		BEST LAP TIME : 1:30.734		DIFFERENCE : 0.000			
LAP	SECTOR 1	SECTOR 2	LAP TIME	MPH	DIFF	TIME OF DAY	
1 -							11:22:00.095
2 -	59.510	31.224	1:30.734 (1)	78.52			11:23:30.829
3 -	1:08.681	IN PIT	1:59.099 P	59.82	28.365		11:25:29.928

P37 415 R		Alan HENSBY		Suzuki -			
IDEAL LAP TIME : 1:32.153		BEST LAP TIME : 1:32.320		DIFFERENCE : 0.167			
LAP	SECTOR 1	SECTOR 2	LAP TIME	MPH	DIFF	TIME OF DAY	
1 -							11:22:09.100
2 -	1:11.624	35.227	1:46.851	66.67	14.531		11:23:55.951
3 -	1:01.326	32.608	1:33.934	75.84	1.614		11:25:29.885
4 -	1:01.303	31.999	1:33.302	76.36	0.982		11:27:03.187
5 -	1:00.596	32.491	1:33.087	76.53	0.767		11:28:36.274
6 -	1:01.039	31.828	1:32.867 (3)	76.71	0.547		11:30:09.141
7 -	1:01.642	32.854	1:34.496	75.39	2.176		11:31:43.637
8 -	1:00.325	31.995	1:32.320 (1)	77.17			11:33:15.957
9 -	1:00.522	32.050	1:32.572 (2)	76.96	0.252		11:34:48.529

P38 70 R		Vanessa GILLAM		Suzuki - No More Straps			
IDEAL LAP TIME : 1:39.889		BEST LAP TIME : 1:40.374		DIFFERENCE : 0.485			
LAP	SECTOR 1	SECTOR 2	LAP TIME	MPH	DIFF	TIME OF DAY	
1 -							11:22:10.946
2 -	1:16.692	38.117	1:54.809	62.05	14.435		11:24:05.755
3 -	1:10.783	36.388	1:47.171	66.47	6.797		11:25:52.926
4 -	1:08.902	35.486	1:44.388	68.25	4.014		11:27:37.314
5 -	1:07.458	35.511	1:42.969	69.19	2.595		11:29:20.283
6 -	1:06.006	35.110	1:41.116 (2)	70.46	0.742		11:31:01.399
7 -	1:07.085	34.611	1:41.696	70.05	1.322		11:32:43.095
8 -	1:05.278	35.096	1:40.374 (1)	70.98			11:34:23.469
9 -	1:06.696	34.671	1:41.367 (3)	70.28	0.993		11:36:04.836

P39 124 R		Jamie PATRICK		Suzuki - Avonside Group Serviced			
IDEAL LAP TIME : 1:38.972		BEST LAP TIME : 1:47.278		DIFFERENCE : 8.306			
LAP	SECTOR 1	SECTOR 2	LAP TIME	MPH	DIFF	TIME OF DAY	
1 -							11:22:16.388
2 -	1:11.745	35.533	1:47.278 (1)	66.41			11:24:03.666
3 -	1:03.439	IN PIT	1:43.690 P	68.71			11:25:47.356

Weather / Track : Cloudy / Dry

Donington Park National
Circuit Length = 1.9790 miles
Start: 11:21 Flag 11:34 End: 11:36

BMCRC - MRO Championships 2019 - Rnd 4 @ Donington Park

MRO Minitwins & BMCRC Rookie Minitwins

FREE PRACTICE - BEST SECTORS

SECTOR 1				SECTOR 2				IDEAL / BEST COMPARISON				
POS	NO	NAME	TIME	NO	NAME	TIME	POS	NO	NAME	IDEAL	BEST	DIFF
									PERFECT LAP	1:17.669		
1	78	POVAH	50.176	74	SINGLETON	27.493	1	78	POVAH	1:17.833	1:18.090	0.257
2	74	SINGLETON	50.654	78	POVAH	27.657	2	74	SINGLETON	1:18.147	1:18.414	0.267
3	9	TAYLOR	50.826	9	TAYLOR	27.754	3	9	TAYLOR	1:18.580	1:18.602	0.022
4	184	TWYFORD	51.515	184	TWYFORD	28.014	4	184	TWYFORD	1:19.529	1:19.582	0.053
5	19	LILLEY	51.749	19	LILLEY	28.133	5	19	LILLEY	1:19.882	1:19.925	0.043
6	232	WETHERELL	52.460	17	DOWNES (R)	28.151	6	17	DOWNES (R)	1:20.762	1:20.795	0.033
7	17	DOWNES (R)	52.611	56	INGHAM	28.270	7	232	WETHERELL	1:20.779	1:20.878	0.099
8	88	NOAH	52.772	232	WETHERELL	28.319	8	88	NOAH	1:21.265	1:21.265	0.000
9	34	THOMAS (R)	52.913	88	NOAH	28.493	9	34	THOMAS (R)	1:21.448	1:21.825	0.377
10	5	MANTELL	53.189	34	THOMAS (R)	28.535	10	56	INGHAM	1:21.655	1:22.110	0.455
11	192	MOFFA	53.339	13	GREEN	28.770	11	5	MANTELL	1:22.099	1:22.407	0.308
12	56	INGHAM	53.385	192	MOFFA	28.817	12	192	MOFFA	1:22.156	1:22.156	0.000
13	13	GREEN	53.622	5	MANTELL	28.910	13	13	GREEN	1:22.392	1:22.392	0.000
14	84	BRANCO	53.968	156	STONE	29.233	14	156	STONE	1:23.251	1:23.251	0.000
15	156	STONE	54.018	81	MAY	29.243	15	81	MAY	1:23.292	1:23.420	0.128
16	81	MAY	54.049	48	WALLIS	29.362	16	84	BRANCO	1:23.334	1:23.525	0.191
17	48	WALLIS	54.237	84	BRANCO	29.366	17	48	WALLIS	1:23.599	1:24.202	0.603
18	146	GATES	54.683	146	GATES	29.594	18	146	GATES	1:24.277	1:25.578	1.301
19	0	STANLEY	55.449	0	STANLEY	29.620	19	0	STANLEY	1:25.069	1:25.069	0.000
20	159	RIDGWELL	56.318	39	CREW	30.096	20	39	CREW	1:26.432	1:26.699	0.267
21	39	CREW	56.336	43	DAVIE	30.114	21	6	FIRTH	1:26.487	1:27.062	0.575
22	80	STEWART	56.339	6	FIRTH	30.121	22	159	RIDGWELL	1:26.919	1:27.573	0.654
23	91	CHAPMAN	56.358	152	ALLEN	30.334	23	152	ALLEN	1:27.052	1:27.552	0.500
24	6	FIRTH	56.366	63	SMULOVIC	30.376	24	91	CHAPMAN	1:27.201	1:27.499	0.298
25	44	PARKER	56.617	159	RIDGWELL	30.601	25	80	STEWART	1:27.240	1:27.436	0.196
26	152	ALLEN	56.718	199	FROST	30.701	26	44	PARKER	1:27.603	1:27.930	0.327
27	181	FRANKLIN	57.295	181	FRANKLIN	30.711	27	63	SMULOVIC	1:27.752	1:27.859	0.107
28	63	SMULOVIC	57.376	112	NAGY	30.776	28	181	FRANKLIN	1:28.006	1:28.899	0.893
29	112	NAGY	57.384	91	CHAPMAN	30.843	29	112	NAGY	1:28.160	1:28.226	0.066
30	51	DURANT	57.602	50	RIDGWELL	30.861	30	43	DAVIE	1:28.257	1:28.758	0.501
31	50	RIDGWELL	57.842	80	STEWART	30.901	31	50	RIDGWELL	1:28.703	1:28.703	0.000
32	43	DAVIE	58.143	44	PARKER	30.986	32	51	DURANT	1:28.754	1:29.303	0.549
33	199	FROST	58.163	51	DURANT	31.152	33	199	FROST	1:28.864	1:29.099	0.235
34	126	LECHAUVE	58.861	171	CLUNE	31.224	34	126	LECHAUVE	1:30.128	1:30.128	0.000
35	171	CLUNE	59.510	126	LECHAUVE	31.267	35	171	CLUNE	1:30.734	1:30.734	0.000
36	415	HENSBY	1:00.325	415	HENSBY	31.828	36	415	HENSBY	1:32.153	1:32.320	0.167
37	124	PATRICK	1:03.439	70	GILLAM	34.611	37	124	PATRICK	1:38.972	1:47.278	8.306
38	70	GILLAM	1:05.278	124	PATRICK	35.533	38	70	GILLAM	1:39.889	1:40.374	0.485
39							39	26	DAVIES		1:19.898	

Weather / Track : Cloudy / Dry

Results can be found at www.tsl-timing.com

Donington Park National
Circuit Length = 1.9790 miles
Start: 11:21 Flag 11:34 End: 11:36

Printed - 11:38 Saturday, 18 May 2019

BMCRC - MRO Championships 2019 - Rnd 4 @ Donington Park



MRO Minitwins & BMCRC Rookie Minitwins

QUALIFYING - CLASSIFICATION

POS	NO	CL	PIC NAME	ENTRY	TIME	ON	LAPS	GAP	DIFF	MPH
1	74		1 Daniel SINGLETON	Suzuki - Bambino Developments Racing	1:16.847	6	8			92.71
2	78		2 Keith POVAH	Suzuki - 78Plate.com Screenprinting/@crap.sack	1:16.933	7	9	0.086	0.086	92.60
3	26		3 Glynn DAVIES	Suzuki -	1:17.254	7	10	0.407	0.321	92.22
4	184		4 David TWYFORD	Suzuki -	1:17.365	5	10	0.518	0.111	92.09
5	9		5 Mark TAYLOR	Suzuki - SDC Performance	1:17.475	9	9	0.628	0.110	91.96
6	19		6 Kevin LILLEY	Suzuki - Vanson Leathers	1:18.861	3	9	2.014	1.386	90.34
7	56		7 Jamie INGHAM	Suzuki - Oadby motorcycle services	1:19.244	7	9	2.397	0.383	89.90
8	17	R	1 Tommy DOWNES (R)	Suzuki - Ray Gnarley/ MoreMoto	1:19.289	5	7	2.442	0.045	89.85
9	232	R	2 Matt WETHERELL	Suzuki - MSG Racing/Lamonde.com/FWR Tyres	1:19.395	9	9	2.548	0.106	89.73
10	5		8 Barry MANTELL	Suzuki - Swedish car connection	1:19.484	6	9	2.637	0.089	89.63
11	192		9 Daniel MOFFA	Suzuki - DM Racing	1:20.017	6	9	3.170	0.533	89.03
12	156		10 Michael STONE	Suzuki -	1:20.066	6	9	3.219	0.049	88.98
13	13		11 Wil GREEN	Suzuki - Faith Fueled Racing	1:20.696	4	9	3.849	0.630	88.28
14	48		12 Shaun WALLIS	Suzuki - Watling Tyres	1:21.224	9	9	4.377	0.528	87.71
15	34	R	3 Dan THOMAS (R)	Suzuki -	1:21.350	9	9	4.503	0.126	87.58
16	80		13 Leon STEWART	Suzuki -	1:21.974	8	9	5.127	0.624	86.91
17	88	R	4 Michael NOAH	Suzuki -	1:22.339	4	9	5.492	0.365	86.52
18	84		14 Ricardo BRANCO	Suzuki - IMP Racing	1:23.322	9	9	6.475	0.983	85.50
19	81		15 Malvern MAY	Suzuki -	1:23.385	9	9	6.538	0.063	85.44
20	0		16 Luke STANLEY	Suzuki - Urban Race Tribe	1:23.489	9	9	6.642	0.104	85.33
21	146		17 Simon GATES	Suzuki - Team Kawafati	1:24.008	7	8	7.161	0.519	84.80
22	44		18 Tony PARKER	Suzuki - Emerald Elevators	1:24.515	9	9	7.668	0.507	84.30
23	171		19 Colin CLUNE	Suzuki -	1:24.859	6	9	8.012	0.344	83.95
24	51		20 Andrew DURANT	Suzuki -	1:25.761	8	9	8.914	0.902	83.07
25	39		21 Joshua CREW	Suzuki -	1:25.953	7	8	9.106	0.192	82.88
26	181		22 Robert FRANKLIN	Suzuki - RCF GARDENS	1:26.003	9	9	9.156	0.050	82.84
27	6		23 Andrew FIRTH	Suzuki - LTRmotorcycles.co.uk	1:26.158	8	9	9.311	0.155	82.69
28	63		24 Steve SMULOVIC	Suzuki - SFC Racing	1:26.438	6	8	9.591	0.280	82.42
29	124	R	5 Jamie PATRICK	Suzuki - Avonside Group Serviced	1:26.446	5	8	9.599	0.008	82.41
30	159		25 Benn RIDGWELL	Suzuki - Ridgely Racing	1:26.477	9	9	9.630	0.031	82.38
31	152		26 Jason ALLEN	Suzuki -	1:26.882	6	9	10.035	0.405	82.00
32	43		27 Robert DAVIE	Suzuki -	1:27.007	7	9	10.160	0.125	81.88
33	91	R	6 James CHAPMAN	Suzuki -	1:27.096	7	9	10.249	0.089	81.80
34	112	R	7 James NAGY	Suzuki -	1:27.618	7	8	10.771	0.522	81.31
35	50		28 Adam RIDGWELL	Suzuki -	1:27.975	6	9	11.128	0.357	80.98
36	199		29 Michael FROST	Suzuki -	1:28.602	5	8	11.755	0.627	80.41
37	415	R	8 Alan HENSBY	Suzuki -	1:29.115	7	8	12.268	0.513	79.94
38	126		30 Damien LECHAUVE	Suzuki -	1:29.641	8	8	12.794	0.526	79.47
39	70	R	9 Vanessa GILLAM	Suzuki - No More Straps	1:37.957	8	8	21.110	8.316	72.73

Donington Park National
 Circuit Length = 1.9790 miles
 Start: 14:38 Flag 14:48 End: 14:50

Weather / Track : Cloudy / Dry

These results are provisional until the conclusion of any judicial and technical matters.

Clerk Of Course :	Timekeeper :
-------------------	--------------

Results can be found at www.tsl-timing.com

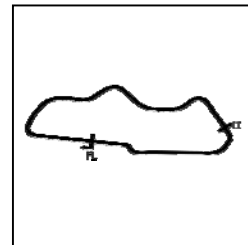
Printed - 14:51 Saturday, 18 May 2019



BMCRC - MRO Championships 2019 - Rnd 4 @ Donington Park

MRO Minitwins & BMCRC Rookie Minitwins

QUALIFYING - SECTOR ANALYSIS



SECTOR 1 = FL to I1, SECTOR 2 = I1 to FL, DIFF = Difference To Personal Best Lap, P = Crossed Finish Line in Pit Lane, D = Time Disallowed

P1 74		Daniel SINGLETON		Suzuki - Bambino Developments Racing			
IDEAL LAP TIME : 1:16.847		BEST LAP TIME : 1:16.847		DIFFERENCE : 0.000			
LAP	SECTOR 1	SECTOR 2	LAP TIME	MPH	DIFF	TIME OF DAY	
1 -						14:38:12.507	
2 -	51.922	27.726	1:19.648	89.45	2.801	14:39:32.155	
3 -	50.810	27.346	1:18.156	91.15	1.309	14:40:50.311	
4 -	50.193	27.455	1:17.648	91.75	0.801	14:42:07.959	
5 -	49.935	27.335	1:17.270 (3)	92.20	0.423	14:43:25.229	
6 -	49.867	26.980	1:16.847 (1)	92.71		14:44:42.076	
7 -	50.004	27.205	1:17.209 (2)	92.27	0.362	14:45:59.285	
8 -	52.355	IN PIT	1:24.557 P	84.25	7.710	14:47:23.842	

P2 78		Keith POVAH		Suzuki - 78Plate.com Screenprinting/@crap.sack			
IDEAL LAP TIME : 1:16.865		BEST LAP TIME : 1:16.933		DIFFERENCE : 0.068			
LAP	SECTOR 1	SECTOR 2	LAP TIME	MPH	DIFF	TIME OF DAY	
1 -						14:38:43.776	
2 -	1:20.046	42.103	2:02.149	58.32	45.216	14:40:45.925	
3 -	50.660	27.638	1:18.298	90.99	1.365	14:42:04.223	
4 -	50.141	27.518	1:17.659	91.74	0.726	14:43:21.882	
5 -	50.096	27.350	1:17.446 (3)	91.99	0.513	14:44:39.328	
6 -	54.413	34.723	1:29.136	79.93	12.203	14:46:08.464	
7 -	49.650	27.283	1:16.933 (1)	92.60		14:47:25.397	
8 -	51.273	27.215	1:18.488	90.77	1.555	14:48:43.885	
9 -	49.673	27.425	1:17.098 (2)	92.41	0.165	14:50:00.983	

P3 26		Glynn DAVIES		Suzuki -			
IDEAL LAP TIME : 1:17.254		BEST LAP TIME : 1:17.254		DIFFERENCE : 0.000			
LAP	SECTOR 1	SECTOR 2	LAP TIME	MPH	DIFF	TIME OF DAY	
1 -						14:38:13.664	
2 -	52.760	27.501	1:20.261	88.76	3.007	14:39:33.925	
3 -	50.554	27.713	1:18.267	91.02	1.013	14:40:52.192	
4 -	50.761	27.427	1:18.188	91.12	0.934	14:42:10.380	
5 -	50.283	27.461	1:17.744 (3)	91.64	0.490	14:43:28.124	
6 -	50.179	27.473	1:17.652 (2)	91.75	0.398	14:44:45.776	
7 -	50.070	27.184	1:17.254 (1)	92.22		14:46:03.030	
8 -	50.908	28.250	1:19.158	90.00	1.904	14:47:22.188	
9 -	52.333	27.535	1:19.868	89.20	2.614	14:48:42.056	
10 -	50.839	27.747	1:18.586	90.66	1.332	14:50:00.642	

P4 184		David TWYFORD		Suzuki -			
IDEAL LAP TIME : 1:17.122		BEST LAP TIME : 1:17.365		DIFFERENCE : 0.243			
LAP	SECTOR 1	SECTOR 2	LAP TIME	MPH	DIFF	TIME OF DAY	
1 -						14:38:13.983	
2 -	53.874	27.842	1:21.716	87.18	4.351	14:39:35.699	
3 -	51.532	27.710	1:19.242	89.90	1.877	14:40:54.941	
4 -	51.153	27.630	1:18.783	90.43	1.418	14:42:13.724	
5 -	50.051	27.314	1:17.365 (1)	92.09		14:43:31.089	
6 -	50.248	27.557	1:17.805 (3)	91.57	0.440	14:44:48.894	
7 -	50.048	27.657	1:17.705 (2)	91.68	0.340	14:46:06.599	
8 -	49.808	28.161	1:17.969	91.37	0.604	14:47:24.568	
9 -	50.584	27.859	1:18.443	90.82	1.078	14:48:43.011	
10 -	51.374	27.870	1:19.244	89.90	1.879	14:50:02.255	

P5 9		Mark TAYLOR		Suzuki - SDC Performance			
IDEAL LAP TIME : 1:17.475		BEST LAP TIME : 1:17.475		DIFFERENCE : 0.000			
LAP	SECTOR 1	SECTOR 2	LAP TIME	MPH	DIFF	TIME OF DAY	
1 -						14:38:14.226	
2 -	53.108	27.891	1:20.999	87.95	3.524	14:39:35.225	
3 -	51.731	27.700	1:19.431	89.69	1.956	14:40:54.656	

Weather / Track : Cloudy / Dry

Donington Park National
Circuit Length = 1.9790 miles
Start: 14:38 Flag 14:48 End: 14:50

BMCRC - MRO Championships 2019 - Rnd 4 @ Donington Park

MRO Minitwins & BMCRC Rookie Minitwins

QUALIFYING - SECTOR ANALYSIS



SECTOR 1 = FL to I1, SECTOR 2 = I1 to FL, DIFF = Difference To Personal Best Lap, P = Crossed Finish Line in Pit Lane, D = Time Disallowed

4 -	51.182	27.815	1:18.997	90.18	1.522	14:42:13.653
5 -	50.447	27.348	1:17.795 (2)	91.58	0.320	14:43:31.448
6 -	50.577	IN PIT	1:21.046 P	87.90	3.571	14:44:52.494
7 -	OUTLAP	27.560	1:38.424	72.38	20.949	14:46:30.918
8 -	50.424	27.466	1:17.890 (3)	91.47	0.415	14:47:48.808
9 -	50.129	27.346	1:17.475 (1)	91.96		14:49:06.283

P6	19	Kevin LILLEY	Suzuki - Vanson Leathers			
IDEAL LAP TIME : 1:18.270		BEST LAP TIME : 1:18.861	DIFFERENCE : 0.591			

LAP	SECTOR 1	SECTOR 2	LAP TIME	MPH	DIFF	TIME OF DAY
1 -						14:38:14.508
2 -	53.761	28.321	1:22.082	86.79	3.221	14:39:36.590
3 -	50.947	27.914	1:18.861 (1)	90.34		14:40:55.451
4 -	51.345	27.868	1:19.213 (2)	89.94	0.352	14:42:14.664
5 -	50.448	30.190	1:20.638	88.35	1.777	14:43:35.302
6 -	51.159	28.068	1:19.227 (3)	89.92	0.366	14:44:54.529
7 -	52.187	27.822	1:20.009	89.04	1.148	14:46:14.538
8 -	51.226	28.120	1:19.346	89.79	0.485	14:47:33.884
9 -	52.326	28.289	1:20.615	88.37	1.754	14:48:54.499

P7	56	Jamie INGHAM	Suzuki - Oadby motorcycle services			
IDEAL LAP TIME : 1:19.244		BEST LAP TIME : 1:19.244	DIFFERENCE : 0.000			

LAP	SECTOR 1	SECTOR 2	LAP TIME	MPH	DIFF	TIME OF DAY
1 -						14:38:16.018
2 -	56.194	28.792	1:24.986	83.83	5.742	14:39:41.004
3 -	52.361	28.039	1:20.400	88.61	1.156	14:41:01.404
4 -	51.854	28.103	1:19.957 (2)	89.10	0.713	14:42:21.361
5 -	51.814	28.203	1:20.017	89.03	0.773	14:43:41.378
6 -	51.815	28.256	1:20.071	88.97	0.827	14:45:01.449
7 -	51.555	27.689	1:19.244 (1)	89.90		14:46:20.693
8 -	52.310	28.688	1:20.998	87.96	1.754	14:47:41.691
9 -	51.632	28.364	1:19.996 (3)	89.06	0.752	14:49:01.687

P8	17 R	Tommy DOWNES (R)	Suzuki - Ray Gnarley/ MoreMoto			
IDEAL LAP TIME : 1:19.223		BEST LAP TIME : 1:19.289	DIFFERENCE : 0.066			

LAP	SECTOR 1	SECTOR 2	LAP TIME	MPH	DIFF	TIME OF DAY
1 -						14:38:12.012
2 -	54.137	28.502	1:22.639	86.21	3.350	14:39:34.651
3 -	51.348	27.969	1:19.317 (2)	89.82	0.028	14:40:53.968
4 -	52.512	28.081	1:20.593	88.40	1.304	14:42:14.561
5 -	51.254	28.035	1:19.289 (1)	89.85		14:43:33.850
6 -	52.139	28.122	1:20.261 (3)	88.76	0.972	14:44:54.111
7 -	52.423	IN PIT	1:27.351 P	81.56	8.062	14:46:21.462

P9	232 R	Matt WETHERELL	Suzuki - MSG Racing/Lamonde.com/FWR Tyres			
IDEAL LAP TIME : 1:18.939		BEST LAP TIME : 1:19.395	DIFFERENCE : 0.456			

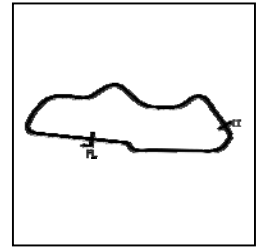
LAP	SECTOR 1	SECTOR 2	LAP TIME	MPH	DIFF	TIME OF DAY
1 -						14:38:12.384
2 -	54.052	28.299	1:22.351	86.51	2.956	14:39:34.735
3 -	51.762	28.006	1:19.768	89.31	0.373	14:40:54.503
4 -	52.698	27.727	1:20.425	88.58	1.030	14:42:14.928
5 -	51.229	38.058	1:29.287	79.79	9.892	14:43:44.215
6 -	51.641	27.943	1:19.584 (3)	89.52	0.189	14:45:03.799
7 -	51.560	27.951	1:19.511 (2)	89.60	0.116	14:46:23.310
8 -	52.274	27.924	1:20.198	88.83	0.803	14:47:43.508
9 -	51.212	28.183	1:19.395 (1)	89.73		14:49:02.903

Weather / Track : Cloudy / Dry

BMCRC - MRO Championships 2019 - Rnd 4 @ Donington Park

MRO Minitwins & BMCRC Rookie Minitwins

QUALIFYING - SECTOR ANALYSIS



SECTOR 1 = FL to I1, SECTOR 2 = I1 to FL, DIFF = Difference To Personal Best Lap, P = Crossed Finish Line in Pit Lane, D = Time Disallowed

P10 5		Barry MANTELL		Suzuki - Swedish car connection			
IDEAL LAP TIME : 1:19.444		BEST LAP TIME : 1:19.484		DIFFERENCE : 0.040			
LAP	SECTOR 1	SECTOR 2	LAP TIME	MPH	DIFF	TIME OF DAY	
1 -							14:38:19.426
2 -	58.156	30.171	1:28.327	80.66	8.843		14:39:47.753
3 -	53.103	29.371	1:22.474	86.38	2.990		14:41:10.227
4 -	52.827	28.382	1:21.209	87.73	1.725		14:42:31.436
5 -	52.700	28.694	1:21.394	87.53	1.910		14:43:52.830
6 -	51.165	28.319	1:19.484 (1)	89.63			14:45:12.314
7 -	54.589	28.448	1:23.037	85.80	3.553		14:46:35.351
8 -	52.134	28.882	1:21.016 (3)	87.94	1.532		14:47:56.367
9 -	52.129	28.279	1:20.408 (2)	88.60	0.924		14:49:16.775

P11 192		Daniel MOFFA		Suzuki - DM Racing			
IDEAL LAP TIME : 1:19.967		BEST LAP TIME : 1:20.017		DIFFERENCE : 0.050			
LAP	SECTOR 1	SECTOR 2	LAP TIME	MPH	DIFF	TIME OF DAY	
1 -							14:38:17.978
2 -	59.415	30.151	1:29.566	79.54	9.549		14:39:47.544
3 -	53.134	29.213	1:22.347	86.51	2.330		14:41:09.891
4 -	52.630	28.797	1:21.427 (3)	87.49	1.410		14:42:31.318
5 -	52.647	29.238	1:21.885	87.00	1.868		14:43:53.203
6 -	51.570	28.447	1:20.017 (1)	89.03			14:45:13.220
7 -	54.034	28.698	1:22.732	86.11	2.715		14:46:35.952
8 -	52.706	28.735	1:21.441	87.48	1.424		14:47:57.393
9 -	52.692	28.397	1:21.089 (2)	87.86	1.072		14:49:18.482

P12 156		Michael STONE		Suzuki -			
IDEAL LAP TIME : 1:20.051		BEST LAP TIME : 1:20.066		DIFFERENCE : 0.015			
LAP	SECTOR 1	SECTOR 2	LAP TIME	MPH	DIFF	TIME OF DAY	
1 -							14:38:13.191
2 -	54.756	29.017	1:23.773	85.04	3.707		14:39:36.964
3 -	52.461	28.646	1:21.107	87.84	1.041		14:40:58.071
4 -	52.629	28.416	1:21.045	87.90	0.979		14:42:19.116
5 -	52.282	28.395	1:20.677	88.31	0.611		14:43:39.793
6 -	51.791	28.275	1:20.066 (1)	88.98			14:44:59.859
7 -	52.125	28.308	1:20.433 (3)	88.57	0.367		14:46:20.292
8 -	51.776	28.516	1:20.292 (2)	88.73	0.226		14:47:40.584
9 -	51.826	IN PIT	1:25.027 P	83.79	4.961		14:49:05.611

P13 13		Wil GREEN		Suzuki - Faith Fueled Racing			
IDEAL LAP TIME : 1:20.645		BEST LAP TIME : 1:20.696		DIFFERENCE : 0.051			
LAP	SECTOR 1	SECTOR 2	LAP TIME	MPH	DIFF	TIME OF DAY	
1 -							14:38:14.396
2 -	56.039	28.952	1:24.991	83.82	4.295		14:39:39.387
3 -	52.921	28.266	1:21.187 (2)	87.75	0.491		14:41:00.574
4 -	52.379	28.317	1:20.696 (1)	88.28			14:42:21.270
5 -	52.591	29.247	1:21.838	87.05	1.142		14:43:43.108
6 -	52.476	28.784	1:21.260 (3)	87.67	0.564		14:45:04.368
7 -	52.699	29.378	1:22.077	86.80	1.381		14:46:26.445
8 -	52.606	28.990	1:21.596	87.31	0.900		14:47:48.041
9 -	54.208	29.722	1:23.930	84.88	3.234		14:49:11.971

P14 48		Shaun WALLIS		Suzuki - Watling Tyres			
IDEAL LAP TIME : 1:21.224		BEST LAP TIME : 1:21.224		DIFFERENCE : 0.000			
LAP	SECTOR 1	SECTOR 2	LAP TIME	MPH	DIFF	TIME OF DAY	
1 -							14:38:15.278
2 -	56.653	29.772	1:26.425	82.43	5.201		14:39:41.703
3 -	53.027	28.759	1:21.786 (2)	87.11	0.562		14:41:03.489
4 -	53.727	28.963	1:22.690	86.16	1.466		14:42:26.179

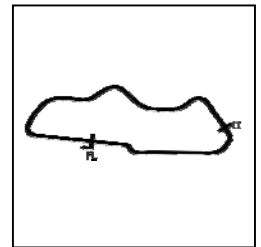
Weather / Track : Cloudy / Dry

Donington Park National
Circuit Length = 1.9790 miles
Start: 14:38 Flag 14:48 End: 14:50

BMCRC - MRO Championships 2019 - Rnd 4 @ Donington Park

MRO Minitwins & BMCRC Rookie Minitwins

QUALIFYING - SECTOR ANALYSIS



SECTOR 1 = FL to I1, SECTOR 2 = I1 to FL, DIFF = Difference To Personal Best Lap, P = Crossed Finish Line in Pit Lane, D = Time Disallowed

5 -	53.821	29.322	1:23.143	85.69	1.919	14:43:49.322
6 -	53.987	29.133	1:23.120	85.71	1.896	14:45:12.442
7 -	53.743	28.624	1:22.367	86.49	1.143	14:46:34.809
8 -	53.238	28.819	1:22.057 (3)	86.82	0.833	14:47:56.866
9 -	52.748	28.476	1:21.224 (1)	87.71		14:49:18.090

P15 34 R		Dan THOMAS (R)		Suzuki -		
IDEAL LAP TIME : 1:21.299		BEST LAP TIME : 1:21.350		DIFFERENCE : 0.051		
LAP	SECTOR 1	SECTOR 2	LAP TIME	MPH	DIFF	TIME OF DAY
1 -						14:38:21.028
2 -	1:00.855	32.182	1:33.037	76.57	11.687	14:39:54.065
3 -	57.389	30.515	1:27.904	81.05	6.554	14:41:21.969
4 -	53.433	28.979	1:22.412	86.45	1.062	14:42:44.381
5 -	53.679	28.384	1:22.063 (3)	86.81	0.713	14:44:06.444
6 -	54.101	28.705	1:22.806	86.04	1.456	14:45:29.250
7 -	53.185	28.672	1:21.857 (2)	87.03	0.507	14:46:51.107
8 -	54.386	29.473	1:23.859	84.95	2.509	14:48:14.966
9 -	52.915	28.435	1:21.350 (1)	87.58		14:49:36.316

P16 80		Leon STEWART		Suzuki -		
IDEAL LAP TIME : 1:21.969		BEST LAP TIME : 1:21.974		DIFFERENCE : 0.005		
LAP	SECTOR 1	SECTOR 2	LAP TIME	MPH	DIFF	TIME OF DAY
1 -						14:38:14.086
2 -	57.389	30.869	1:28.258	80.72	6.284	14:39:42.344
3 -	54.123	29.976	1:24.099	84.71	2.125	14:41:06.443
4 -	53.823	29.130	1:22.953	85.88	0.979	14:42:29.396
5 -	54.392	29.901	1:24.293	84.52	2.319	14:43:53.689
6 -	52.855	29.272	1:22.127 (2)	86.75	0.153	14:45:15.816
7 -	53.263	29.432	1:22.695	86.15	0.721	14:46:38.511
8 -	52.860	29.114	1:21.974 (1)	86.91		14:48:00.485
9 -	52.914	29.683	1:22.597 (3)	86.25	0.623	14:49:23.082

P17 88 R		Michael NOAH		Suzuki -		
IDEAL LAP TIME : 1:22.314		BEST LAP TIME : 1:22.339		DIFFERENCE : 0.025		
LAP	SECTOR 1	SECTOR 2	LAP TIME	MPH	DIFF	TIME OF DAY
1 -						14:38:18.821
2 -	1:00.915	30.112	1:31.027	78.26	8.688	14:39:49.848
3 -	54.572	29.357	1:23.929	84.88	1.590	14:41:13.777
4 -	53.225	29.114	1:22.339 (1)	86.52		14:42:36.116
5 -	53.200	29.323	1:22.523 (2)	86.33	0.184	14:43:58.639
6 -	53.328	29.407	1:22.735 (3)	86.11	0.396	14:45:21.374
7 -	54.116	32.158	1:26.274	82.58	3.935	14:46:47.648
8 -	56.833	30.573	1:27.406	81.51	5.067	14:48:15.054
9 -	54.917	29.653	1:24.570	84.24	2.231	14:49:39.624

P18 84		Ricardo BRANCO		Suzuki - IMP Racing		
IDEAL LAP TIME : 1:23.013		BEST LAP TIME : 1:23.322		DIFFERENCE : 0.309		
LAP	SECTOR 1	SECTOR 2	LAP TIME	MPH	DIFF	TIME OF DAY
1 -						14:38:16.728
2 -	59.193	29.866	1:29.059	79.99	5.737	14:39:45.787
3 -	54.397	29.764	1:24.161	84.65	0.839	14:41:09.948
4 -	54.262	29.361	1:23.623	85.19	0.301	14:42:33.571
5 -	54.253	29.194	1:23.447 (2)	85.37	0.125	14:43:57.018
6 -	54.036	29.469	1:23.505 (3)	85.31	0.183	14:45:20.523
7 -	54.601	29.601	1:24.202	84.61	0.880	14:46:44.725
8 -	54.596	29.344	1:23.940	84.87	0.618	14:48:08.665
9 -	53.819	29.503	1:23.322 (1)	85.50		14:49:31.987

Weather / Track : Cloudy / Dry

Donington Park National
Circuit Length = 1.9790 miles
Start: 14:38 Flag 14:48 End: 14:50

BMCRC - MRO Championships 2019 - Rnd 4 @ Donington Park

MRO Minitwins & BMCRC Rookie Minitwins

QUALIFYING - SECTOR ANALYSIS



SECTOR 1 = FL to I1, SECTOR 2 = I1 to FL, DIFF = Difference To Personal Best Lap, P = Crossed Finish Line in Pit Lane, D = Time Disallowed

P19 81		Malvern MAY		Suzuki -			
IDEAL LAP TIME : 1:22.858		BEST LAP TIME : 1:23.385		DIFFERENCE : 0.527			
LAP	SECTOR 1	SECTOR 2	LAP TIME	MPH	DIFF	TIME OF DAY	
1 -						14:38:17.088	
2 -	57.615	29.979	1:27.594	81.33	4.209	14:39:44.682	
3 -	54.648	30.305	1:24.953	83.86	1.568	14:41:09.635	
4 -	54.759	29.588	1:24.347	84.46	0.962	14:42:33.982	
5 -	54.136	29.394	1:23.530 (3)	85.29	0.145	14:43:57.512	
6 -	53.792	29.689	1:23.481 (2)	85.34	0.096	14:45:20.993	
7 -	54.746	29.592	1:24.338	84.47	0.953	14:46:45.331	
8 -	54.486	29.381	1:23.867	84.95	0.482	14:48:09.198	
9 -	53.477	29.908	1:23.385 (1)	85.44		14:49:32.583	

P20 0		Luke STANLEY		Suzuki - Urban Race Tribe			
IDEAL LAP TIME : 1:23.489		BEST LAP TIME : 1:23.489		DIFFERENCE : 0.000			
LAP	SECTOR 1	SECTOR 2	LAP TIME	MPH	DIFF	TIME OF DAY	
1 -						14:38:19.178	
2 -	59.991	29.793	1:29.784	79.35	6.295	14:39:48.962	
3 -	57.133	29.750	1:26.883	82.00	3.394	14:41:15.845	
4 -	55.109	29.485	1:24.594	84.22	1.105	14:42:40.439	
5 -	55.618	29.739	1:25.357	83.46	1.868	14:44:05.796	
6 -	55.351	29.613	1:24.964	83.85	1.475	14:45:30.760	
7 -	54.622	29.696	1:24.318 (2)	84.49	0.829	14:46:55.078	
8 -	54.618	29.733	1:24.351 (3)	84.46	0.862	14:48:19.429	
9 -	54.257	29.232	1:23.489 (1)	85.33		14:49:42.918	

P21 146		Simon GATES		Suzuki - Team Kawafati			
IDEAL LAP TIME : 1:23.252		BEST LAP TIME : 1:24.008		DIFFERENCE : 0.756			
LAP	SECTOR 1	SECTOR 2	LAP TIME	MPH	DIFF	TIME OF DAY	
1 -						14:38:14.110	
2 -	56.900	56.341	1:53.241	62.91	29.233	14:40:07.351	
3 -	56.114	30.514	1:26.628	82.24	2.620	14:41:33.979	
4 -	56.067	29.889	1:25.956	82.88	1.948	14:42:59.935	
5 -	55.291	29.010	1:24.301 (2)	84.51	0.293	14:44:24.236	
6 -	55.423	29.354	1:24.777 (3)	84.03	0.769	14:45:49.013	
7 -	54.242	29.766	1:24.008 (1)	84.80		14:47:13.021	
8 -	56.736	IN PIT	1:31.528 P	77.84	7.520	14:48:44.549	

P22 44		Tony PARKER		Suzuki - Emerald Elevators			
IDEAL LAP TIME : 1:24.469		BEST LAP TIME : 1:24.515		DIFFERENCE : 0.046			
LAP	SECTOR 1	SECTOR 2	LAP TIME	MPH	DIFF	TIME OF DAY	
1 -						14:38:22.655	
2 -	1:03.865	31.492	1:35.357	74.71	10.842	14:39:58.012	
3 -	58.608	30.589	1:29.197	79.87	4.682	14:41:27.209	
4 -	57.126	30.238	1:27.364	81.55	2.849	14:42:54.573	
5 -	57.718	30.551	1:28.269	80.71	3.754	14:44:22.842	
6 -	55.359	30.651	1:26.010	82.83	1.495	14:45:48.852	
7 -	55.680	29.822	1:25.502 (2)	83.32	0.987	14:47:14.354	
8 -	55.362	30.169	1:25.531 (3)	83.29	1.016	14:48:39.885	
9 -	54.647	29.868	1:24.515 (1)	84.30		14:50:04.400	

P23 171		Colin CLUNE		Suzuki -			
IDEAL LAP TIME : 1:24.573		BEST LAP TIME : 1:24.859		DIFFERENCE : 0.286			
LAP	SECTOR 1	SECTOR 2	LAP TIME	MPH	DIFF	TIME OF DAY	
1 -						14:38:20.416	
2 -	1:00.767	30.259	1:31.026	78.27	6.167	14:39:51.442	
3 -	55.131	30.539	1:25.670	83.16	0.811	14:41:17.112	
4 -	56.253	29.442	1:25.695	83.13	0.836	14:42:42.807	
5 -	55.367	29.663	1:25.030 (2)	83.78	0.171	14:44:07.837	

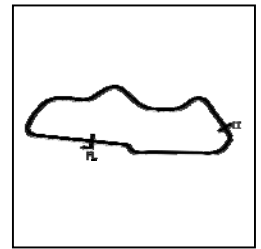
Weather / Track : Cloudy / Dry

Donington Park National
Circuit Length = 1.9790 miles
Start: 14:38 Flag 14:48 End: 14:50

BMCRC - MRO Championships 2019 - Rnd 4 @ Donington Park

MRO Minitwins & BMCRC Rookie Minitwins

QUALIFYING - SECTOR ANALYSIS



SECTOR 1 = FL to I1, SECTOR 2 = I1 to FL, DIFF = Difference To Personal Best Lap, P = Crossed Finish Line in Pit Lane, D = Time Disallowed

6 -	55.177	29.682	1:24.859 (1)	83.95		14:45:32.696
7 -	55.873	29.899	1:25.772	83.06	0.913	14:46:58.468
8 -	56.044	29.773	1:25.817	83.02	0.958	14:48:24.285
9 -	55.520	29.663	1:25.183 (3)	83.63	0.324	14:49:49.468

P24	51	Andrew DURANT	Suzuki -			
IDEAL LAP TIME : 1:25.594		BEST LAP TIME : 1:25.761		DIFFERENCE : 0.167		
LAP	SECTOR 1	SECTOR 2	LAP TIME	MPH	DIFF	TIME OF DAY
1 -						14:38:18.721
2 -	1:02.576	31.850	1:34.426	75.45	8.665	14:39:53.147
3 -	57.680	30.902	1:28.582	80.42	2.821	14:41:21.729
4 -	56.259	30.571	1:26.830	82.05	1.069	14:42:48.559
5 -	56.875	30.444	1:27.319	81.59	1.558	14:44:15.878
6 -	56.459	30.889	1:27.348	81.56	1.587	14:45:43.226
7 -	56.548	30.255	1:26.803 (3)	82.07	1.042	14:47:10.029
8 -	55.551	30.210	1:25.761 (1)	83.07		14:48:35.790
9 -	55.384	30.661	1:26.045 (2)	82.80	0.284	14:50:01.835

P25	39	Joshua CREW	Suzuki -			
IDEAL LAP TIME : 1:25.484		BEST LAP TIME : 1:25.953		DIFFERENCE : 0.469		
LAP	SECTOR 1	SECTOR 2	LAP TIME	MPH	DIFF	TIME OF DAY
1 -						14:38:22.406
2 -	1:07.586	32.664	1:40.250	71.06	14.297	14:40:02.656
3 -	59.334	30.788	1:30.122	79.05	4.169	14:41:32.778
4 -	56.741	30.209	1:26.950 (3)	81.93	0.997	14:42:59.728
5 -	56.292	30.251	1:26.543 (2)	82.32	0.590	14:44:26.271
6 -	57.999	34.951	1:32.950	76.65	6.997	14:45:59.221
7 -	55.343	30.610	1:25.953 (1)	82.88		14:47:25.174
8 -	1:00.709	30.141	1:30.850	78.42	4.897	14:48:56.024

P26	181	Robert FRANKLIN	Suzuki - RCF GARDENS			
IDEAL LAP TIME : 1:25.893		BEST LAP TIME : 1:26.003		DIFFERENCE : 0.110		
LAP	SECTOR 1	SECTOR 2	LAP TIME	MPH	DIFF	TIME OF DAY
1 -						14:38:21.856
2 -	1:03.508	30.744	1:34.252	75.59	8.249	14:39:56.108
3 -	57.527	30.320	1:27.847	81.10	1.844	14:41:23.955
4 -	57.893	30.544	1:28.437	80.56	2.434	14:42:52.392
5 -	56.726	29.970	1:26.696 (3)	82.17	0.693	14:44:19.088
6 -	57.084	30.155	1:27.239	81.66	1.236	14:45:46.327
7 -	56.412	30.001	1:26.413 (2)	82.44	0.410	14:47:12.740
8 -	56.669	30.339	1:27.008	81.88	1.005	14:48:39.748
9 -	56.522	29.481	1:26.003 (1)	82.84		14:50:05.751

P27	6	Andrew FIRTH	Suzuki - LTRmotorcycles.co.uk			
IDEAL LAP TIME : 1:25.752		BEST LAP TIME : 1:26.158		DIFFERENCE : 0.406		
LAP	SECTOR 1	SECTOR 2	LAP TIME	MPH	DIFF	TIME OF DAY
1 -						14:38:16.608
2 -	1:00.503	31.257	1:31.760	77.64	5.602	14:39:48.368
3 -	57.510	30.744	1:28.254	80.72	2.096	14:41:16.622
4 -	57.101	30.328	1:27.429	81.49	1.271	14:42:44.051
5 -	56.900	30.532	1:27.432	81.48	1.274	14:44:11.483
6 -	56.664	30.579	1:27.243 (3)	81.66	1.085	14:45:38.726
7 -	57.426	30.943	1:28.369	80.62	2.211	14:47:07.095
8 -	55.656	30.502	1:26.158 (1)	82.69		14:48:33.253
9 -	56.124	30.096	1:26.220 (2)	82.63	0.062	14:49:59.473

P28	63	Steve SMULOVIC	Suzuki - SFC Racing			
IDEAL LAP TIME : 1:26.330		BEST LAP TIME : 1:26.438		DIFFERENCE : 0.108		
LAP	SECTOR 1	SECTOR 2	LAP TIME	MPH	DIFF	TIME OF DAY

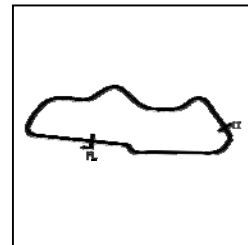
Weather / Track : Cloudy / Dry

Donington Park National
Circuit Length = 1.9790 miles
Start: 14:38 Flag 14:48 End: 14:50

BMCRC - MRO Championships 2019 - Rnd 4 @ Donington Park

MRO Minitwins & BMCRC Rookie Minitwins

QUALIFYING - SECTOR ANALYSIS



SECTOR 1 = FL to I1, SECTOR 2 = I1 to FL, DIFF = Difference To Personal Best Lap, P = Crossed Finish Line in Pit Lane, D = Time Disallowed

1 -							14:38:22.190
2 -	1:08.401	32.482	1:40.883	70.62	14.445		14:40:03.073
3 -	59.864	31.748	1:31.612	77.76	5.174		14:41:34.685
4 -	57.401	30.470	1:27.871 (3)	81.08	1.433		14:43:02.556
5 -	57.632	30.799	1:28.431	80.56	1.993		14:44:30.987
6 -	56.290	30.148	1:26.438 (1)	82.42			14:45:57.425
7 -	56.801	30.040	1:26.841 (2)	82.04	0.403		14:47:24.266
8 -	58.004	30.859	1:28.863	80.17	2.425		14:48:53.129

P29 124 R		Jamie PATRICK		Suzuki - Avonside Group Serviced			
IDEAL LAP TIME : 1:26.391		BEST LAP TIME : 1:26.446		DIFFERENCE : 0.055			
LAP	SECTOR 1	SECTOR 2	LAP TIME	MPH	DIFF	TIME OF DAY	
1 -							14:38:23.224
2 -	1:08.245	32.142	1:40.387	70.97	13.941		14:40:03.611
3 -	59.335	30.691	1:30.026	79.13	3.580		14:41:33.637
4 -	56.251	30.976	1:27.227 (2)	81.67	0.781		14:43:00.864
5 -	56.306	30.140	1:26.446 (1)	82.41			14:44:27.310
6 -	56.939	30.507	1:27.446 (3)	81.47	1.000		14:45:54.756
7 -	57.649	31.006	1:28.655	80.36	2.209		14:47:23.411
8 -	57.708	31.159	1:28.867	80.17	2.421		14:48:52.278

P30 159		Benn RIDGWELL		Suzuki - Ridgely Racing			
IDEAL LAP TIME : 1:26.135		BEST LAP TIME : 1:26.477		DIFFERENCE : 0.342			
LAP	SECTOR 1	SECTOR 2	LAP TIME	MPH	DIFF	TIME OF DAY	
1 -							14:38:18.040
2 -	1:00.847	30.824	1:31.671	77.71	5.194		14:39:49.711
3 -	56.779	30.930	1:27.709	81.23	1.232		14:41:17.420
4 -	56.735	30.200	1:26.935	81.95	0.458		14:42:44.355
5 -	1:00.569	30.475	1:31.044	78.25	4.567		14:44:15.399
6 -	57.148	30.325	1:27.473	81.44	0.996		14:45:42.872
7 -	56.347	30.368	1:26.715 (3)	82.16	0.238		14:47:09.587
8 -	56.478	30.129	1:26.607 (2)	82.26	0.130		14:48:36.194
9 -	56.006	30.471	1:26.477 (1)	82.38			14:50:02.671

P31 152		Jason ALLEN		Suzuki -			
IDEAL LAP TIME : 1:26.755		BEST LAP TIME : 1:26.882		DIFFERENCE : 0.127			
LAP	SECTOR 1	SECTOR 2	LAP TIME	MPH	DIFF	TIME OF DAY	
1 -							14:38:22.310
2 -	1:02.567	31.761	1:34.328	75.53	7.446		14:39:56.638
3 -	58.020	30.339	1:28.359 (3)	80.63	1.477		14:41:24.997
4 -	57.856	30.821	1:28.677	80.34	1.795		14:42:53.674
5 -	58.262	30.771	1:29.033	80.02	2.151		14:44:22.707
6 -	56.506	30.376	1:26.882 (1)	82.00			14:45:49.589
7 -	57.209	30.249	1:27.458 (2)	81.46	0.576		14:47:17.047
8 -	58.132	31.461	1:29.593	79.52	2.711		14:48:46.640
9 -	58.308	31.822	1:30.130	79.04	3.248		14:50:16.770

P32 43		Robert DAVIE		Suzuki -			
IDEAL LAP TIME : 1:26.588		BEST LAP TIME : 1:27.007		DIFFERENCE : 0.419			
LAP	SECTOR 1	SECTOR 2	LAP TIME	MPH	DIFF	TIME OF DAY	
1 -							14:38:20.159
2 -	1:02.775	31.094	1:33.869	75.89	6.862		14:39:54.028
3 -	58.972	30.639	1:29.611	79.50	2.604		14:41:23.639
4 -	58.683	31.705	1:30.388	78.82	3.381		14:42:54.027
5 -	59.124	30.829	1:29.953	79.20	2.946		14:44:23.980
6 -	58.283	30.594	1:28.877	80.16	1.870		14:45:52.857
7 -	56.784	30.223	1:27.007 (1)	81.88			14:47:19.864
8 -	57.430	29.804	1:27.234 (2)	81.67	0.227		14:48:47.098
9 -	58.392	30.250	1:28.642 (3)	80.37	1.635		14:50:15.740

Weather / Track : Cloudy / Dry

Donington Park National
Circuit Length = 1.9790 miles
Start: 14:38 Flag 14:48 End: 14:50

BMCRC - MRO Championships 2019 - Rnd 4 @ Donington Park

MRO Minitwins & BMCRC Rookie Minitwins

QUALIFYING - SECTOR ANALYSIS



SECTOR 1 = FL to I1, SECTOR 2 = I1 to FL, DIFF = Difference To Personal Best Lap, P = Crossed Finish Line in Pit Lane, D = Time Disallowed

P33 91 R		James CHAPMAN		Suzuki -			
IDEAL LAP TIME : 1:27.011		BEST LAP TIME : 1:27.096		DIFFERENCE : 0.085			
LAP	SECTOR 1	SECTOR 2	LAP TIME	MPH	DIFF	TIME OF DAY	
1 -						14:38:19.549	
2 -	1:02.168	31.922	1:34.090	75.72	6.994	14:39:53.639	
3 -	57.851	32.727	1:30.578	78.65	3.482	14:41:24.217	
4 -	58.501	30.821	1:29.322	79.76	2.226	14:42:53.539	
5 -	58.544	31.774	1:30.318	78.88	3.222	14:44:23.857	
6 -	58.920	30.964	1:29.884	79.26	2.788	14:45:53.741	
7 -	56.812	30.284	1:27.096 (1)	81.80		14:47:20.837	
8 -	56.981	30.199	1:27.180 (2)	81.72	0.084	14:48:48.017	
9 -	57.840	31.091	1:28.931 (3)	80.11	1.835	14:50:16.948	

P34 112 R		James NAGY		Suzuki -			
IDEAL LAP TIME : 1:27.618		BEST LAP TIME : 1:27.618		DIFFERENCE : 0.000			
LAP	SECTOR 1	SECTOR 2	LAP TIME	MPH	DIFF	TIME OF DAY	
1 -						14:38:21.583	
2 -	1:05.904	31.568	1:37.472	73.09	9.854	14:39:59.055	
3 -	58.815	31.476	1:30.291	78.90	2.673	14:41:29.346	
4 -	58.197	30.644	1:28.841 (3)	80.19	1.223	14:42:58.187	
5 -	57.451	31.099	1:28.550 (2)	80.45	0.932	14:44:26.737	
6 -	58.010	31.499	1:29.509	79.59	1.891	14:45:56.246	
7 -	57.123	30.495	1:27.618 (1)	81.31		14:47:23.864	
8 -	57.867	31.430	1:29.297	79.78	1.679	14:48:53.161	

P35 50		Adam RIDGWELL		Suzuki -			
IDEAL LAP TIME : 1:27.825		BEST LAP TIME : 1:27.975		DIFFERENCE : 0.150			
LAP	SECTOR 1	SECTOR 2	LAP TIME	MPH	DIFF	TIME OF DAY	
1 -						14:38:18.235	
2 -	1:03.624	31.869	1:35.493	74.60	7.518	14:39:53.728	
3 -	58.548	30.993	1:29.541	79.56	1.566	14:41:23.269	
4 -	58.129	31.077	1:29.206	79.86	1.231	14:42:52.475	
5 -	57.730	30.567	1:28.297 (3)	80.68	0.322	14:44:20.772	
6 -	57.258	30.717	1:27.975 (1)	80.98		14:45:48.747	
7 -	57.527	30.618	1:28.145 (2)	80.82	0.170	14:47:16.892	
8 -	57.879	31.649	1:29.528	79.58	1.553	14:48:46.420	
9 -	58.218	31.018	1:29.236	79.84	1.261	14:50:15.656	

P36 199		Michael FROST		Suzuki -			
IDEAL LAP TIME : 1:27.816		BEST LAP TIME : 1:28.602		DIFFERENCE : 0.786			
LAP	SECTOR 1	SECTOR 2	LAP TIME	MPH	DIFF	TIME OF DAY	
1 -						14:38:21.744	
2 -	1:04.123	31.676	1:35.799	74.37	7.197	14:39:57.543	
3 -	59.797	30.380	1:30.177	79.00	1.575	14:41:27.720	
4 -	57.755	31.075	1:28.830 (3)	80.20	0.228	14:42:56.550	
5 -	57.803	30.799	1:28.602 (1)	80.41		14:44:25.152	
6 -	58.152	31.260	1:29.412	79.68	0.810	14:45:54.564	
7 -	57.436	31.262	1:28.698 (2)	80.32	0.096	14:47:23.262	
8 -	58.702	IN PIT	1:34.899 P	75.07	6.297	14:48:58.161	

P37 415 R		Alan HENSBY		Suzuki -			
IDEAL LAP TIME : 1:29.110		BEST LAP TIME : 1:29.115		DIFFERENCE : 0.005			
LAP	SECTOR 1	SECTOR 2	LAP TIME	MPH	DIFF	TIME OF DAY	
1 -						14:38:18.530	
2 -	1:01.547	31.183	1:32.730	76.83	3.615	14:39:51.260	
3 -	59.475	31.928	1:31.403	77.94	2.288	14:41:22.663	
4 -	58.265	31.247	1:29.512 (2)	79.59	0.397	14:42:52.175	
5 -	59.457	31.658	1:31.115	78.19	2.000	14:44:23.290	
6 -	58.716	31.330	1:30.046	79.12	0.931	14:45:53.336	

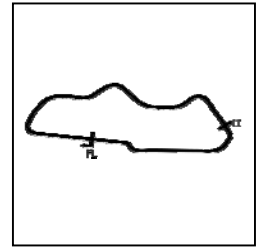
Weather / Track : Cloudy / Dry

Donington Park National
 Circuit Length = 1.9790 miles
 Start: 14:38 Flag 14:48 End: 14:50

BMCRC - MRO Championships 2019 - Rnd 4 @ Donington Park

MRO Minitwins & BMCRC Rookie Minitwins

QUALIFYING - SECTOR ANALYSIS



SECTOR 1 = FL to I1, SECTOR 2 = I1 to FL, DIFF = Difference To Personal Best Lap, P = Crossed Finish Line in Pit Lane, D = Time Disallowed

7 -	58.270	30.845	1:29.115 (1)	79.94		14:47:22.451
8 -	58.359	31.551	1:29.910 (3)	79.24	0.795	14:48:52.361

P38 126		Damien LECHAUVE		Suzuki -		
IDEAL LAP TIME : 1:29.585		BEST LAP TIME : 1:29.641		DIFFERENCE : 0.056		
LAP	SECTOR 1	SECTOR 2	LAP TIME	MPH	DIFF	TIME OF DAY
1 -						14:38:20.434
2 -	1:03.827	32.232	1:36.059	74.16	6.418	14:39:56.493
3 -	1:01.182	32.691	1:33.873	75.89	4.232	14:41:30.366
4 -	58.828	31.763	1:30.591	78.64	0.950	14:43:00.957
5 -	58.543	32.025	1:30.568	78.66	0.927	14:44:31.525
6 -	58.869	31.671	1:30.540 (3)	78.69	0.899	14:46:02.065
7 -	57.965	31.742	1:29.707 (2)	79.42	0.066	14:47:31.772
8 -	57.914	31.727	1:29.641 (1)	79.47		14:49:01.413

P39 70 R		Vanessa GILLAM		Suzuki - No More Straps		
IDEAL LAP TIME : 1:37.272		BEST LAP TIME : 1:37.957		DIFFERENCE : 0.685		
LAP	SECTOR 1	SECTOR 2	LAP TIME	MPH	DIFF	TIME OF DAY
1 -						14:38:20.911
2 -	1:10.688	34.677	1:45.365	67.61	7.408	14:40:06.276
3 -	1:03.475	35.851	1:39.326	71.72	1.369	14:41:45.602
4 -	1:05.839	33.988	1:39.827	71.36	1.870	14:43:25.429
5 -	1:03.821	34.281	1:38.102 (2)	72.62	0.145	14:45:03.531
6 -	1:04.465	33.972	1:38.437 (3)	72.37	0.480	14:46:41.968
7 -	1:04.428	34.482	1:38.910	72.03	0.953	14:48:20.878
8 -	1:03.300	34.657	1:37.957 (1)	72.73		14:49:58.835

BMCRC - MRO Championships 2019 - Rnd 4 @ Donington Park

MRO Minitwins & BMCRC Rookie Minitwins

QUALIFYING - BEST SECTORS

SECTOR 1				SECTOR 2				IDEAL / BEST COMPARISON				
POS	NO	NAME	TIME	NO	NAME	TIME	POS	NO	NAME	IDEAL	BEST	DIFF
									PERFECT LAP	1:16.630		
1	78	POVAH	49.650	74	SINGLETON	26.980	1	74	SINGLETON	1:16.847	1:16.847	0.000
2	184	TWYFORD	49.808	26	DAVIES	27.184	2	78	POVAH	1:16.865	1:16.933	0.068
3	74	SINGLETON	49.867	78	POVAH	27.215	3	184	TWYFORD	1:17.122	1:17.365	0.243
4	26	DAVIES	50.070	184	TWYFORD	27.314	4	26	DAVIES	1:17.254	1:17.254	0.000
5	9	TAYLOR	50.129	9	TAYLOR	27.346	5	9	TAYLOR	1:17.475	1:17.475	0.000
6	19	LILLEY	50.448	56	INGHAM	27.689	6	19	LILLEY	1:18.270	1:18.861	0.591
7	5	MANTELL	51.165	232	WETHERELL	27.727	7	232	WETHERELL	1:18.939	1:19.395	0.456
8	232	WETHERELL	51.212	19	LILLEY	27.822	8	17	DOWNES (R)	1:19.223	1:19.289	0.066
9	17	DOWNES (R)	51.254	17	DOWNES (R)	27.969	9	56	INGHAM	1:19.244	1:19.244	0.000
10	56	INGHAM	51.555	13	GREEN	28.266	10	5	MANTELL	1:19.444	1:19.484	0.040
11	192	MOFFA	51.570	156	STONE	28.275	11	192	MOFFA	1:19.967	1:20.017	0.050
12	156	STONE	51.776	5	MANTELL	28.279	12	156	STONE	1:20.051	1:20.066	0.015
13	13	GREEN	52.379	34	THOMAS (R)	28.384	13	13	GREEN	1:20.645	1:20.696	0.051
14	48	WALLIS	52.748	192	MOFFA	28.397	14	48	WALLIS	1:21.224	1:21.224	0.000
15	80	STEWART	52.855	48	WALLIS	28.476	15	34	THOMAS (R)	1:21.299	1:21.350	0.051
16	34	THOMAS (R)	52.915	146	GATES	29.010	16	80	STEWART	1:21.969	1:21.974	0.005
17	88	NOAH	53.200	80	STEWART	29.114	17	88	NOAH	1:22.314	1:22.339	0.025
18	81	MAY	53.477	88	NOAH	29.114	18	81	MAY	1:22.858	1:23.385	0.527
19	84	BRANCO	53.819	84	BRANCO	29.194	19	84	BRANCO	1:23.013	1:23.322	0.309
20	146	GATES	54.242	0	STANLEY	29.232	20	146	GATES	1:23.252	1:24.008	0.756
21	0	STANLEY	54.257	81	MAY	29.381	21	0	STANLEY	1:23.489	1:23.489	0.000
22	44	PARKER	54.647	171	CLUNE	29.442	22	44	PARKER	1:24.469	1:24.515	0.046
23	171	CLUNE	55.131	181	FRANKLIN	29.481	23	171	CLUNE	1:24.573	1:24.859	0.286
24	39	CREW	55.343	43	DAVIE	29.804	24	39	CREW	1:25.484	1:25.953	0.469
25	51	DURANT	55.384	44	PARKER	29.822	25	51	DURANT	1:25.594	1:25.761	0.167
26	6	FIRTH	55.656	63	SMULOVIC	30.040	26	6	FIRTH	1:25.752	1:26.158	0.406
27	159	RIDGWELL	56.006	6	FIRTH	30.096	27	181	FRANKLIN	1:25.893	1:26.003	0.110
28	124	PATRICK	56.251	159	RIDGWELL	30.129	28	159	RIDGWELL	1:26.135	1:26.477	0.342
29	63	SMULOVIC	56.290	124	PATRICK	30.140	29	63	SMULOVIC	1:26.330	1:26.438	0.108
30	181	FRANKLIN	56.412	39	CREW	30.141	30	124	PATRICK	1:26.391	1:26.446	0.055
31	152	ALLEN	56.506	91	CHAPMAN	30.199	31	43	DAVIE	1:26.588	1:27.007	0.419
32	43	DAVIE	56.784	51	DURANT	30.210	32	152	ALLEN	1:26.755	1:26.882	0.127
33	91	CHAPMAN	56.812	152	ALLEN	30.249	33	91	CHAPMAN	1:27.011	1:27.096	0.085
34	112	NAGY	57.123	199	FROST	30.380	34	112	NAGY	1:27.618	1:27.618	0.000
35	50	RIDGWELL	57.258	112	NAGY	30.495	35	199	FROST	1:27.816	1:28.602	0.786
36	199	FROST	57.436	50	RIDGWELL	30.567	36	50	RIDGWELL	1:27.825	1:27.975	0.150
37	126	LECHAUVE	57.914	415	HENSBY	30.845	37	415	HENSBY	1:29.110	1:29.115	0.005
38	415	HENSBY	58.265	126	LECHAUVE	31.671	38	126	LECHAUVE	1:29.585	1:29.641	0.056
39	70	GILLAM	1:03.300	70	GILLAM	33.972	39	70	GILLAM	1:37.272	1:37.957	0.685

Weather / Track : Cloudy / Dry

Donington Park National
Circuit Length = 1.9790 miles
Start: 14:38 Flag 14:48 End: 14:50

Results can be found at www.tsl-timing.com

Printed - 14:52 Saturday, 18 May 2019

BMCRC - MRO Championships 2019 - Rnd 4 @ Donington Park



MRO Minitwins & BMCRC Rookie Minitwins

RACE 13 - GRID (7 Laps)

ROW 13	39	1:37.957	70	Vanessa GILLAM	38	1:29.641	126	Damien LECHAUVE	37	1:29.115	415	Alan HENSBY
ROW 12	36	1:28.602	199	Michael FROST	35	1:27.975	50	Adam RIDGWELL	34	1:27.618	112	James NAGY
ROW 11	33	1:27.096	91	James CHAPMAN	32	1:27.007	43	Robert DAVIE	31	1:26.882	152	Jason ALLEN
ROW 10	30	1:26.477	159	Benn RIDGWELL	29	1:26.446	124	Jamie PATRICK	28	1:26.438	63	Steve SMULOVIC
ROW 9	27	1:26.158	6	Andrew FIRTH	26	1:26.003	181	Robert FRANKLIN	25	1:25.953	39	Joshua CREW
ROW 8	24	1:25.761	51	Andrew DURANT	23	1:24.859	171	Colin CLUNE	22	1:24.515	44	Tony PARKER
ROW 7	21	1:24.008	146	Simon GATES	20	1:23.489	0	Luke STANLEY	19	1:23.385	81	Malvern MAY
ROW 6	18	1:23.322	84	Ricardo BRANCO	17	1:22.339	88	Michael NOAH	16	1:21.974	80	Leon STEWART
ROW 5	15	1:21.350	34	Dan THOMAS (R)	14	1:21.224	48	Shaun WALLIS	13	1:20.696	13	Wii GREEN
ROW 4	12	1:20.066	156	Michael STONE	11	1:20.017	192	Daniel MOFFA	10	1:19.484	5	Barry MANTELL
ROW 3	9	1:19.395	232	Matt WETHERELL	8	1:19.289	17	Tommy DOWNES (R)	7	1:19.244	56	Jamie INGHAM
ROW 2	6	1:18.861	19	Kevin LILLEY	5	1:17.475	9	Mark TAYLOR	4	1:17.365	184	David TWYFORD
ROW 1	3	1:17.254	26	Glynn DAVIES	2	1:16.933	78	Keith POVAH	1	1:16.847	74	Daniel SINGLETON

Pole

Donington Park National
Circuit Length = 1.9790 miles

These results are provisional until the conclusion of any judicial and technical matters.

Clerk Of Course :	Timekeeper :
-------------------	--------------

Results can be found at www.tsl-timing.com

Printed - 14:53 Saturday, 18 May 2019



BMCRC - MRO Championships 2019 - Rnd 4 @ Donington Park



MRO Minitwins & BMCRC Rookie Minitwins

RACE 13 - CLASSIFICATION

POS	NO	CL	PIC NAME	ENTRY	LAPS	TIME	GAP	DIFF	MPH	BEST	ON
1	78		1 Keith POVAH	Suzuki - 78Plate.com Screenprinting/@crap.sack	7	9:05.980			91.09	1:16.947	2
2	9		2 Mark TAYLOR	Suzuki - SDC Performance	7	9:08.610	2.630	2.630	90.65	1:17.150	6
3	26		3 Glynn DAVIES	Suzuki -	7	9:08.704	2.724	0.094	90.64	1:17.099	6
4	17	R	1 Tommy DOWNES (R)	Suzuki - Ray Gnarley/ MoreMoto	7	9:14.488	8.508	5.784	89.69	1:18.074	4
5	232	R	2 Matt WETHERELL	Suzuki - MSG Racing/Lamonde.com/FWR Tyres	7	9:14.677	8.697	0.189	89.66	1:18.161	2
6	19		4 Kevin LILLEY	Suzuki - Vanson Leathers	7	9:15.566	9.586	0.889	89.52	1:17.844	3
7	192		5 Daniel MOFFA	Suzuki - DM Racing	7	9:23.164	17.184	7.598	88.31	1:19.247	2
8	56		6 Jamie INGHAM	Suzuki - Oadby motorcycle services	7	9:23.298	17.318	0.134	88.29	1:19.342	7
9	5		7 Barry MANTELL	Suzuki - Swedish car connection	7	9:24.291	18.311	0.993	88.13	1:19.576	4
10	13		8 Wil GREEN	Suzuki - Faith Fueled Racing	7	9:31.056	25.076	6.765	87.09	1:19.721	3
11	34	R	3 Dan THOMAS (R)	Suzuki -	7	9:32.904	26.924	1.848	86.81	1:20.213	3
12	156		9 Michael STONE	Suzuki -	7	9:33.396	27.416	0.492	86.73	1:20.167	4
13	88	R	4 Michael NOAH	Suzuki -	7	9:43.180	37.200	9.784	85.28	1:21.782	2
14	48		10 Shaun WALLIS	Suzuki - Watling Tyres	7	9:43.489	37.509	0.309	85.23	1:21.322	2
15	84		11 Ricardo BRANCO	Suzuki - IMP Racing	7	9:43.831	37.851	0.342	85.18	1:22.139	4
16	81		12 Malvern MAY	Suzuki -	7	9:46.510	40.530	2.679	84.79	1:22.395	3
17	146		13 Simon GATES	Suzuki - Team Kawafati	7	9:48.272	42.292	1.762	84.54	1:22.603	6
18	171		14 Colin CLUNE	Suzuki -	7	9:48.956	42.976	0.684	84.44	1:22.508	5
19	0		15 Luke STANLEY	Suzuki - Urban Race Tribe	7	9:56.498	50.518	7.542	83.38	1:23.715	3
20	80		16 Leon STEWART	Suzuki -	7	10:02.670	56.690	6.172	82.52	1:24.071	7
21	39		17 Joshua CREW	Suzuki -	7	10:04.366	58.386	1.696	82.29	1:24.122	6
22	63		18 Steve SMULOVIC	Suzuki - SFC Racing	7	10:06.054	1:00.074	1.688	82.06	1:24.022	6
23	181		19 Robert FRANKLIN	Suzuki - RCF GARDENS	7	10:06.638	1:00.658	0.584	81.98	1:25.195	3
24	51		20 Andrew DURANT	Suzuki -	7	10:07.632	1:01.652	0.994	81.85	1:24.921	6
25	124	R	5 Jamie PATRICK	Suzuki - Avonside Group Serviced	7	10:10.754	1:04.774	3.122	81.43	1:24.587	7
26	44		21 Tony PARKER	Suzuki - Emerald Elevators	7	10:13.600	1:07.620	2.846	81.05	1:25.252	6
27	6		22 Andrew FIRTH	Suzuki - LTRmotorcycles.co.uk	7	10:14.480	1:08.500	0.880	80.94	1:25.601	5
28	112	R	6 James NAGY	Suzuki -	7	10:22.991	1:17.011	8.511	79.83	1:26.837	2
29	159		23 Benn RIDGWELL	Suzuki - Ridgely Racing	7	10:24.170	1:18.190	1.179	79.68	1:27.087	2
30	43		24 Robert DAVIE	Suzuki -	7	10:24.267	1:18.287	0.097	79.67	1:27.526	5
31	91	R	7 James CHAPMAN	Suzuki -	7	10:27.341	1:21.361	3.074	79.28	1:26.250	5
32	199		25 Michael FROST	Suzuki -	7	10:34.505	1:28.525	7.164	78.38	1:29.011	5
33	50		26 Adam RIDGWELL	Suzuki -	7	10:34.822	1:28.842	0.317	78.34	1:28.049	5
34	126		27 Damien LECHAUVE	Suzuki -	7	10:36.976	1:30.996	2.154	78.08	1:28.222	5
35	152		28 Jason ALLEN	Suzuki -	6	9:06.206	1 Lap	1 Lap	78.01	1:28.415	4
36	415	R	8 Alan HENSBY	Suzuki -	6	9:16.516	1 Lap	10.310	76.56	1:29.477	2
37	70	R	9 Vanessa GILLAM	Suzuki - No More Straps	6	10:05.927	1 Lap	49.411	70.32	1:38.212	5

NOT CLASSIFIED

DNF	184		David TWYFORD	Suzuki -	6	7:48.412	1 Lap		90.96	1:16.883	5
DNF	74		Daniel SINGLETON	Suzuki - Bambino Developments Racing	6	7:48.718	1 Lap	0.306	90.91	1:17.143	2

FASTEST LAP

	184		David TWYFORD	Suzuki -	5	1:16.883		92.66 mph		149.13 kph	
	17	R	Tommy DOWNES (R)	Suzuki - Ray Gnarley/ MoreMoto	4	1:18.074		91.25 mph		146.86 kph	

Class - 92.5% of Race Speed = 84.25 mph
 Class R - 92.5% of Race Speed = 82.96 mph

Donington Park National
 Circuit Length = 1.9790 miles
 Start: 18:27 Flag 18:37 End: 18:38

Weather / Track : Bright / Dry

These results are provisional until the conclusion of any judicial and technical matters.

Clerk Of Course :	Timekeeper :
-------------------	--------------

Results can be found at www.tsl-timing.com

Printed - 18:50 Saturday, 18 May 2019



BMCRC - MRO Championships 2019 - Rnd 4 @ Donington Park

MRO Minitwins & BMCRC Rookie Minitwins

RACE 13 - LAP CHART

LAP 1 @ 18:29:16.449

NO	BEHIND	LAP TIME
74		1:20.415
78	0.399	1:20.814
9	0.802	1:21.217
26	0.891	1:21.306
184	1.264	1:21.679
17	2.430	1:22.845
19	2.721	1:23.136
232	3.162	1:23.577
5	3.717	1:24.132
56	3.859	1:24.274
192	4.769	1:25.184
13	5.150	1:25.565
48	5.810	1:26.225
34	6.422	1:26.837
156	6.601	1:27.016
84	6.923	1:27.338
88	7.853	1:28.268
81	9.354	1:29.769
146	9.816	1:30.231
171	10.125	1:30.540
0	10.617	1:31.032
181	11.557	1:31.972
39	12.270	1:32.685
51	13.426	1:33.841
80	13.769	1:34.184
44	13.962	1:34.377
63	14.498	1:34.913
6	15.157	1:35.572
159	15.338	1:35.753
112	15.755	1:36.170
124	15.854	1:36.269
43	16.294	1:36.709
199	17.805	1:38.220
415	17.891	1:38.306
152	18.497	1:38.912
126	18.774	1:39.189
91	19.028	1:39.443
50	19.794	1:40.209
70	28.018	1:48.433

LAP 2 @ 18:30:33.592

NO	BEHIND	LAP TIME
74		1:17.143
78	0.203	1:16.947
9	1.257	1:17.598
184	2.251	1:18.130
26	2.362	1:18.614
17	3.944	1:18.657
19	3.960	1:18.382
232	4.180	1:18.161
5	6.426	1:19.852
192	6.873	1:19.247
56	7.045	1:20.329
13	8.197	1:20.190
34	9.553	1:20.274
48	9.989	1:21.322
156	10.475	1:21.017
84	12.284	1:22.504
88	12.492	1:21.782
81	15.058	1:22.847
146	15.806	1:23.133
171	16.030	1:23.048

Weather / Track : Bright / Dry

Results can be found at www.tsl-timing.com

LAP 4 @ 18:33:08.710

NO	BEHIND	LAP TIME
78		1:17.404
74	0.094	1:18.035
9	1.606	1:17.510
184	1.665	1:17.406
26	2.050	1:17.442
19	5.284	1:18.598
17	5.394	1:18.074
232	5.582	1:18.164
5	10.472	1:19.576
192	11.052	1:19.592
56	11.113	1:19.571
13	13.075	1:20.275
34	15.890	1:21.242
156	16.527	1:20.167
48	19.772	1:22.933
88	21.516	1:22.085
84	21.934	1:22.139
81	24.997	1:22.662
146	26.322	1:22.724
171	26.736	1:22.684
0	30.570	1:24.180
181	36.638	1:26.395
39	36.942	1:26.245
80	37.613	1:25.043
51	38.453	1:25.248
63	38.550	1:24.935
6	42.502	1:27.004
124	42.648	1:26.122
44	43.662	1:28.734
159	44.969	1:27.472
112	45.072	1:27.485
43	47.614	1:27.940
91	54.115	1:26.892
199	54.267	1:30.125
126	54.612	1:28.908
152	54.795	1:28.415
50	56.675	1:29.473
415	57.706	1:31.195

LAP 5 @ 18:34:26.697

NO	BEHIND	LAP TIME
78		1:17.987
74	0.064	1:17.957
184	0.561	1:16.883
26	2.386	1:18.323
9	2.588	1:18.969
19	6.069	1:18.772
17	6.274	1:18.867
232	6.401	1:18.806
192	13.151	1:20.086
5	13.356	1:20.871
56	13.474	1:20.348
13	16.708	1:21.620
70	1 Lap	1:38.645
34	19.122	1:21.219
156	19.365	1:20.825
48	24.910	1:23.125
88	25.736	1:22.207
84	26.257	1:22.310
81	29.720	1:22.710
146	31.124	1:22.789
171	31.257	1:22.508

Donington Park National

Printed - 18:51 Saturday, 18 May 2019

0	36.835	1:24.252
39	43.299	1:24.344
80	43.836	1:24.210
181	44.625	1:25.974
63	45.257	1:24.694
51	46.050	1:25.584
6	50.116	1:25.601
124	50.469	1:25.808
44	51.668	1:25.993
159	54.854	1:27.872
112	55.042	1:27.957
43	57.153	1:27.526
91	1:02.378	1:26.250
126	1:04.847	1:28.222
199	1:05.291	1:29.011
152	1:05.553	1:28.745
50	1:06.737	1:28.049
415	1:11.719	1:32.000

LAP 6 @ 18:35:44.371

NO	BEHIND	LAP TIME
78		1:17.674
184	0.075	1:17.188
74	0.381	1:17.991
26	1.811	1:17.099
9	2.064	1:17.150
19	7.224	1:18.829
17	7.322	1:18.722
232	7.548	1:18.821
192	15.070	1:19.593
5	15.424	1:19.742
56	15.619	1:19.819
13	20.609	1:21.575
34	22.964	1:21.516
156	23.236	1:21.545
88	31.132	1:23.070
48	31.637	1:24.401
84	31.911	1:23.328
81	34.808	1:22.762
146	36.053	1:22.603
171	37.199	1:23.616
70	1 Lap	1:38.212
0	43.179	1:24.018
39	49.747	1:24.122
80	50.262	1:24.100
63	51.605	1:24.022
181	52.451	1:25.500
51	53.297	1:24.921
124	57.830	1:25.035
6	58.949	1:26.507
44	59.246	1:25.252
112	1:05.954	1:28.586
159	1:06.587	1:29.407
43	1:07.394	1:27.915
91	1:11.390	1:26.686
126	1:16.306	1:29.133
199	1:16.736	1:29.119
50	1:17.432	1:28.369

LAP 7 @ 18:37:02.014

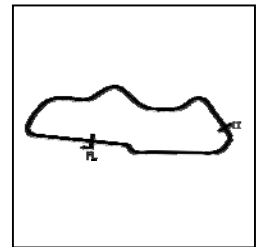
NO	BEHIND	LAP TIME
78		1:17.643
152	1 Lap	1:29.990
9	2.630	1:18.209

Donington Park National
Circuit Length = 1.9790 miles
Start: 18:27 Flag 18:37 End: 18:38

BMCRC - MRO Championships 2019 - Rnd 4 @ Donington Park

MRO Minitwins & BMCRC Rookie Minitwins

RACE 13 - SECTOR ANALYSIS



SECTOR 1 = FL to I1, SECTOR 2 = I1 to FL, DIFF = Difference To Personal Best Lap, P = Crossed Finish Line in Pit Lane, D = Time Disallowed

P1 78		Keith POVAH		Suzuki - 78Plate.com Screenprinting/@crap.sack		
IDEAL LAP TIME : 1:16.844		BEST LAP TIME : 1:16.947		DIFFERENCE : 0.103		
LAP	SECTOR 1	SECTOR 2	LAP TIME	MPH	DIFF	TIME OF DAY
1 -		27.380	1:20.814	88.16	3.867	18:29:16.848
2 -	49.819	27.128	1:16.947 (1)	92.59		18:30:33.795
3 -	50.059	27.452	1:17.511 (3)	91.91	0.564	18:31:51.306
4 -	49.716	27.688	1:17.404 (2)	92.04	0.457	18:33:08.710
5 -	50.589	27.398	1:17.987	91.35	1.040	18:34:26.697
6 -	50.367	27.307	1:17.674	91.72	0.727	18:35:44.371
7 -	50.261	27.382	1:17.643	91.76	0.696	18:37:02.014

P2 9		Mark TAYLOR		Suzuki - SDC Performance		
IDEAL LAP TIME : 1:17.150		BEST LAP TIME : 1:17.150		DIFFERENCE : 0.000		
LAP	SECTOR 1	SECTOR 2	LAP TIME	MPH	DIFF	TIME OF DAY
1 -		27.454	1:21.217	87.72	4.067	18:29:17.251
2 -	50.037	27.561	1:17.598 (3)	91.81	0.448	18:30:34.849
3 -	50.499	27.458	1:17.957	91.39	0.807	18:31:52.806
4 -	50.173	27.337	1:17.510 (2)	91.91	0.360	18:33:10.316
5 -	51.139	27.830	1:18.969	90.22	1.819	18:34:29.285
6 -	49.828	27.322	1:17.150 (1)	92.34		18:35:46.435
7 -	50.276	27.933	1:18.209	91.09	1.059	18:37:04.644

P3 26		Glynn DAVIES		Suzuki -		
IDEAL LAP TIME : 1:16.904		BEST LAP TIME : 1:17.099		DIFFERENCE : 0.195		
LAP	SECTOR 1	SECTOR 2	LAP TIME	MPH	DIFF	TIME OF DAY
1 -		27.400	1:21.306	87.62	4.207	18:29:17.340
2 -	51.168	27.446	1:18.614	90.62	1.515	18:30:35.954
3 -	50.269	27.095	1:17.364 (2)	92.09	0.265	18:31:53.318
4 -	50.158	27.284	1:17.442 (3)	91.99	0.343	18:33:10.760
5 -	50.838	27.485	1:18.323	90.96	1.224	18:34:29.083
6 -	49.809	27.290	1:17.099 (1)	92.40		18:35:46.182
7 -	50.249	28.307	1:18.556	90.69	1.457	18:37:04.738

P4 17 R		Tommy DOWNES (R)		Suzuki - Ray Gnarley/ MoreMoto		
IDEAL LAP TIME : 1:18.074		BEST LAP TIME : 1:18.074		DIFFERENCE : 0.000		
LAP	SECTOR 1	SECTOR 2	LAP TIME	MPH	DIFF	TIME OF DAY
1 -		27.962	1:22.845	85.99	4.771	18:29:18.879
2 -	50.791	27.866	1:18.657 (3)	90.57	0.583	18:30:37.536
3 -	50.621	27.873	1:18.494 (2)	90.76	0.420	18:31:56.030
4 -	50.366	27.708	1:18.074 (1)	91.25		18:33:14.104
5 -	51.028	27.839	1:18.867	90.33	0.793	18:34:32.971
6 -	50.936	27.786	1:18.722	90.50	0.648	18:35:51.693
7 -	50.645	28.184	1:18.829	90.38	0.755	18:37:10.522

P5 232 R		Matt WETHERELL		Suzuki - MSG Racing/Lamonde.com/FWR Tyres		
IDEAL LAP TIME : 1:18.155		BEST LAP TIME : 1:18.161		DIFFERENCE : 0.006		
LAP	SECTOR 1	SECTOR 2	LAP TIME	MPH	DIFF	TIME OF DAY
1 -		28.209	1:23.577	85.24	5.416	18:29:19.611
2 -	50.461	27.700	1:18.161 (1)	91.15		18:30:37.772
3 -	50.636	27.720	1:18.356 (3)	90.92	0.195	18:31:56.128
4 -	50.470	27.694	1:18.164 (2)	91.14	0.003	18:33:14.292
5 -	51.024	27.782	1:18.806	90.40	0.645	18:34:33.098
6 -	51.048	27.773	1:18.821	90.39	0.660	18:35:51.919
7 -	50.576	28.216	1:18.792	90.42	0.631	18:37:10.711

P6 19		Kevin LILLEY		Suzuki - Vanson Leathers		
IDEAL LAP TIME : 1:17.844		BEST LAP TIME : 1:17.844		DIFFERENCE : 0.000		
LAP	SECTOR 1	SECTOR 2	LAP TIME	MPH	DIFF	TIME OF DAY
1 -						
2 -						
3 -						
4 -						
5 -						
6 -						
7 -						

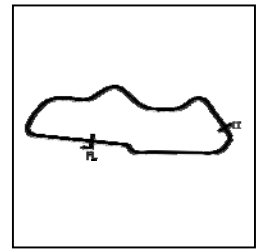
Weather / Track : Bright / Dry

Donington Park National
 Circuit Length = 1.9790 miles
 Start: 18:27 Flag 18:37 End: 18:38

BMCRC - MRO Championships 2019 - Rnd 4 @ Donington Park

MRO Minitwins & BMCRC Rookie Minitwins

RACE 13 - SECTOR ANALYSIS



SECTOR 1 = FL to I1, SECTOR 2 = I1 to FL, DIFF = Difference To Personal Best Lap, P = Crossed Finish Line in Pit Lane, D = Time Disallowed

1 -		27.979	1:23.136	85.69	5.292	18:29:19.170
2 -	50.682	27.700	1:18.382 (2)	90.89	0.538	18:30:37.552
3 -	50.216	27.628	1:17.844 (1)	91.52		18:31:55.396
4 -	50.657	27.941	1:18.598 (3)	90.64	0.754	18:33:13.994
5 -	50.847	27.925	1:18.772	90.44	0.928	18:34:32.766
6 -	50.930	27.899	1:18.829	90.38	0.985	18:35:51.595
7 -	51.243	28.762	1:20.005	89.05	2.161	18:37:11.600

P7 192 Daniel MOFFA		Suzuki - DM Racing				
IDEAL LAP TIME : 1:19.247		BEST LAP TIME : 1:19.247		DIFFERENCE : 0.000		
LAP	SECTOR 1	SECTOR 2	LAP TIME	MPH	DIFF	TIME OF DAY
1 -		28.405	1:25.184	83.63	5.937	18:29:21.218
2 -	51.155	28.092	1:19.247 (1)	89.90		18:30:40.465
3 -	51.324	28.381	1:19.705	89.38	0.458	18:32:00.170
4 -	51.365	28.227	1:19.592 (2)	89.51	0.345	18:33:19.762
5 -	51.418	28.668	1:20.086	88.96	0.839	18:34:39.848
6 -	51.378	28.215	1:19.593 (3)	89.51	0.346	18:35:59.441
7 -	51.183	28.574	1:19.757	89.32	0.510	18:37:19.198

P8 56 Jamie INGHAM		Suzuki - Oadby motorcycle services				
IDEAL LAP TIME : 1:18.949		BEST LAP TIME : 1:19.342		DIFFERENCE : 0.393		
LAP	SECTOR 1	SECTOR 2	LAP TIME	MPH	DIFF	TIME OF DAY
1 -		27.835	1:24.274	84.54	4.932	18:29:20.308
2 -	51.812	28.517	1:20.329	88.69	0.987	18:30:40.637
3 -	51.500	28.115	1:19.615 (3)	89.48	0.273	18:32:00.252
4 -	51.475	28.096	1:19.571 (2)	89.53	0.229	18:33:19.823
5 -	51.438	28.910	1:20.348	88.67	1.006	18:34:40.171
6 -	51.680	28.139	1:19.819	89.25	0.477	18:35:59.990
7 -	51.114	28.228	1:19.342 (1)	89.79		18:37:19.332

P9 5 Barry MANTELL		Suzuki - Swedish car connection				
IDEAL LAP TIME : 1:19.292		BEST LAP TIME : 1:19.576		DIFFERENCE : 0.284		
LAP	SECTOR 1	SECTOR 2	LAP TIME	MPH	DIFF	TIME OF DAY
1 -		28.372	1:24.132	84.68	4.556	18:29:20.166
2 -	51.705	28.147	1:19.852	89.22	0.276	18:30:40.018
3 -	51.369	28.219	1:19.588 (2)	89.51	0.012	18:31:59.606
4 -	51.446	28.130	1:19.576 (1)	89.53		18:33:19.182
5 -	51.650	29.221	1:20.871	88.09	1.295	18:34:40.053
6 -	51.621	28.121	1:19.742 (3)	89.34	0.166	18:35:59.795
7 -	51.171	29.359	1:20.530	88.47	0.954	18:37:20.325

P10 13 Wil GREEN		Suzuki - Faith Fueled Racing				
IDEAL LAP TIME : 1:19.721		BEST LAP TIME : 1:19.721		DIFFERENCE : 0.000		
LAP	SECTOR 1	SECTOR 2	LAP TIME	MPH	DIFF	TIME OF DAY
1 -		28.411	1:25.565	83.26	5.844	18:29:21.599
2 -	52.096	28.094	1:20.190 (2)	88.84	0.469	18:30:41.789
3 -	51.689	28.032	1:19.721 (1)	89.36		18:32:01.510
4 -	51.882	28.393	1:20.275 (3)	88.75	0.554	18:33:21.785
5 -	52.075	29.545	1:21.620	87.29	1.899	18:34:43.405
6 -	52.641	28.934	1:21.575	87.33	1.854	18:36:04.980
7 -	52.855	29.255	1:22.110	86.76	2.389	18:37:27.090

P11 34 R Dan THOMAS (R)		Suzuki -				
IDEAL LAP TIME : 1:20.129		BEST LAP TIME : 1:20.213		DIFFERENCE : 0.084		
LAP	SECTOR 1	SECTOR 2	LAP TIME	MPH	DIFF	TIME OF DAY
1 -		28.348	1:26.837	82.04	6.624	18:29:22.871
2 -	51.845	28.429	1:20.274 (2)	88.75	0.061	18:30:43.145
3 -	51.781	28.432	1:20.213 (1)	88.82		18:32:03.358
4 -	52.653	28.589	1:21.242	87.69	1.029	18:33:24.600

Weather / Track : Bright / Dry

Donington Park National
Circuit Length = 1.9790 miles
Start: 18:27 Flag 18:37 End: 18:38

BMCRC - MRO Championships 2019 - Rnd 4 @ Donington Park

MRO Minitwins & BMCRC Rookie Minitwins

RACE 13 - SECTOR ANALYSIS



SECTOR 1 = FL to I1, SECTOR 2 = I1 to FL, DIFF = Difference To Personal Best Lap, P = Crossed Finish Line in Pit Lane, D = Time Disallowed

5 -	52.512	28.707	1:21.219 (3)	87.72	1.006	18:34:45.819
6 -	52.774	28.742	1:21.516	87.40	1.303	18:36:07.335
7 -	52.544	29.059	1:21.603	87.30	1.390	18:37:28.938

P12 156	Michael STONE		Suzuki -			
IDEAL LAP TIME : 1:20.167		BEST LAP TIME : 1:20.167	DIFFERENCE : 0.000			
LAP	SECTOR 1	SECTOR 2	LAP TIME	MPH	DIFF	TIME OF DAY
1 -		28.841	1:27.016	81.87	6.849	18:29:23.050
2 -	52.373	28.644	1:21.017	87.94	0.850	18:30:44.067
3 -	52.476	28.527	1:21.003 (3)	87.95	0.836	18:32:05.070
4 -	51.781	28.386	1:20.167 (1)	88.87		18:33:25.237
5 -	52.278	28.547	1:20.825 (2)	88.14	0.658	18:34:46.062
6 -	52.773	28.772	1:21.545	87.37	1.378	18:36:07.607
7 -	52.484	29.339	1:21.823	87.07	1.656	18:37:29.430

P13 88 R	Michael NOAH		Suzuki -			
IDEAL LAP TIME : 1:21.554		BEST LAP TIME : 1:21.782	DIFFERENCE : 0.228			
LAP	SECTOR 1	SECTOR 2	LAP TIME	MPH	DIFF	TIME OF DAY
1 -		28.928	1:28.268	80.71	6.486	18:29:24.302
2 -	52.626	29.156	1:21.782 (1)	87.11		18:30:46.084
3 -	53.067	28.990	1:22.057 (2)	86.82	0.275	18:32:08.141
4 -	52.865	29.220	1:22.085 (3)	86.79	0.303	18:33:30.226
5 -	52.982	29.225	1:22.207	86.66	0.425	18:34:52.433
6 -	53.828	29.242	1:23.070	85.76	1.288	18:36:15.503
7 -	53.778	29.933	1:23.711	85.10	1.929	18:37:39.214

P14 48	Shaun WALLIS		Suzuki - Walling Tyres			
IDEAL LAP TIME : 1:20.599		BEST LAP TIME : 1:21.322	DIFFERENCE : 0.723			
LAP	SECTOR 1	SECTOR 2	LAP TIME	MPH	DIFF	TIME OF DAY
1 -		28.327	1:26.225	82.62	4.903	18:29:22.259
2 -	52.272	29.050	1:21.322 (1)	87.61		18:30:43.581
3 -	52.715	29.253	1:21.968 (2)	86.91	0.646	18:32:05.549
4 -	53.672	29.261	1:22.933 (3)	85.90	1.611	18:33:28.482
5 -	54.123	29.002	1:23.125	85.70	1.803	18:34:51.607
6 -	54.958	29.443	1:24.401	84.41	3.079	18:36:16.008
7 -	53.642	29.873	1:23.515	85.30	2.193	18:37:39.523

P15 84	Ricardo BRANCO		Suzuki - IMP Racing			
IDEAL LAP TIME : 1:21.697		BEST LAP TIME : 1:22.139	DIFFERENCE : 0.442			
LAP	SECTOR 1	SECTOR 2	LAP TIME	MPH	DIFF	TIME OF DAY
1 -		28.676	1:27.338	81.57	5.199	18:29:23.372
2 -	53.137	29.367	1:22.504 (3)	86.35	0.365	18:30:45.876
3 -	53.494	29.135	1:22.629	86.22	0.490	18:32:08.505
4 -	53.021	29.118	1:22.139 (1)	86.73		18:33:30.644
5 -	53.422	28.888	1:22.310 (2)	86.55	0.171	18:34:52.954
6 -	54.089	29.239	1:23.328	85.50	1.189	18:36:16.282
7 -	53.514	30.069	1:23.583	85.24	1.444	18:37:39.865

P16 81	Malvern MAY		Suzuki -			
IDEAL LAP TIME : 1:22.262		BEST LAP TIME : 1:22.395	DIFFERENCE : 0.133			
LAP	SECTOR 1	SECTOR 2	LAP TIME	MPH	DIFF	TIME OF DAY
1 -		29.744	1:29.769	79.36	7.374	18:29:25.803
2 -	53.578	29.269	1:22.847	85.99	0.452	18:30:48.650
3 -	53.220	29.175	1:22.395 (1)	86.46		18:32:11.045
4 -	53.620	29.042	1:22.662 (2)	86.19	0.267	18:33:33.707
5 -	53.606	29.104	1:22.710 (3)	86.14	0.315	18:34:56.417
6 -	53.489	29.273	1:22.762	86.08	0.367	18:36:19.179
7 -	53.602	29.763	1:23.365	85.46	0.970	18:37:42.544

Weather / Track : Bright / Dry

Donington Park National
Circuit Length = 1.9790 miles
Start: 18:27 Flag 18:37 End: 18:38

BMCRC - MRO Championships 2019 - Rnd 4 @ Donington Park

MRO Minitwins & BMCRC Rookie Minitwins

RACE 13 - SECTOR ANALYSIS



SECTOR 1 = FL to I1, SECTOR 2 = I1 to FL, DIFF = Difference To Personal Best Lap, P = Crossed Finish Line in Pit Lane, D = Time Disallowed

P17 146		Simon GATES		Suzuki - Team Kawafati		
IDEAL LAP TIME : 1:22.302		BEST LAP TIME : 1:22.603		DIFFERENCE : 0.301		
LAP	SECTOR 1	SECTOR 2	LAP TIME	MPH	DIFF	TIME OF DAY
1 -		29.566	1:30.231	78.95	7.628	18:29:26.265
2 -	53.917	29.216	1:23.133	85.70	0.530	18:30:49.398
3 -	53.849	29.061	1:22.910	85.93	0.307	18:32:12.308
4 -	53.792	28.932	1:22.724 (2)	86.12	0.121	18:33:35.032
5 -	53.642	29.147	1:22.789 (3)	86.05	0.186	18:34:57.821
6 -	53.370	29.233	1:22.603 (1)	86.25		18:36:20.424
7 -	53.819	30.063	1:23.882	84.93	1.279	18:37:44.306

P18 171		Colin CLUNE		Suzuki -		
IDEAL LAP TIME : 1:22.371		BEST LAP TIME : 1:22.508		DIFFERENCE : 0.137		
LAP	SECTOR 1	SECTOR 2	LAP TIME	MPH	DIFF	TIME OF DAY
1 -		29.138	1:30.540	78.69	8.032	18:29:26.574
2 -	54.094	28.954	1:23.048 (3)	85.78	0.540	18:30:49.622
3 -	53.966	29.174	1:23.140	85.69	0.632	18:32:12.762
4 -	53.776	28.908	1:22.684 (2)	86.16	0.176	18:33:35.446
5 -	53.463	29.045	1:22.508 (1)	86.35		18:34:57.954
6 -	53.514	30.102	1:23.616	85.20	1.108	18:36:21.570
7 -	53.597	29.823	1:23.420	85.40	0.912	18:37:44.990

P19 0		Luke STANLEY		Suzuki - Urban Race Tribe		
IDEAL LAP TIME : 1:23.648		BEST LAP TIME : 1:23.715		DIFFERENCE : 0.067		
LAP	SECTOR 1	SECTOR 2	LAP TIME	MPH	DIFF	TIME OF DAY
1 -		29.341	1:31.032	78.26	7.317	18:29:27.066
2 -	54.803	29.516	1:24.319	84.49	0.604	18:30:51.385
3 -	54.452	29.263	1:23.715 (1)	85.10		18:32:15.100
4 -	54.442	29.738	1:24.180 (3)	84.63	0.465	18:33:39.280
5 -	54.699	29.553	1:24.252	84.56	0.537	18:35:03.532
6 -	54.385	29.633	1:24.018 (2)	84.79	0.303	18:36:27.550
7 -	54.824	30.158	1:24.982	83.83	1.267	18:37:52.532

P20 80		Leon STEWART		Suzuki -		
IDEAL LAP TIME : 1:23.626		BEST LAP TIME : 1:24.071		DIFFERENCE : 0.445		
LAP	SECTOR 1	SECTOR 2	LAP TIME	MPH	DIFF	TIME OF DAY
1 -		30.783	1:34.184	75.64	10.113	18:29:30.218
2 -	55.509	30.057	1:25.566	83.26	1.495	18:30:55.784
3 -	55.695	29.801	1:25.496	83.33	1.425	18:32:21.280
4 -	54.253	30.790	1:25.043	83.77	0.972	18:33:46.323
5 -	54.368	29.842	1:24.210 (3)	84.60	0.139	18:35:10.533
6 -	54.006	30.094	1:24.100 (2)	84.71	0.029	18:36:34.633
7 -	53.825	30.246	1:24.071 (1)	84.74		18:37:58.704

P21 39		Joshua CREW		Suzuki -		
IDEAL LAP TIME : 1:23.803		BEST LAP TIME : 1:24.122		DIFFERENCE : 0.319		
LAP	SECTOR 1	SECTOR 2	LAP TIME	MPH	DIFF	TIME OF DAY
1 -		30.152	1:32.685	76.86	8.563	18:29:28.719
2 -	55.363	30.271	1:25.634	83.19	1.512	18:30:54.353
3 -	55.339	29.715	1:25.054 (3)	83.76	0.932	18:32:19.407
4 -	56.241	30.004	1:26.245	82.60	2.123	18:33:45.652
5 -	54.573	29.771	1:24.344 (2)	84.47	0.222	18:35:09.996
6 -	54.255	29.867	1:24.122 (1)	84.69		18:36:34.118
7 -	54.088	32.194	1:26.282	82.57	2.160	18:38:00.400

P22 63		Steve SMULOVIC		Suzuki - SFC Racing		
IDEAL LAP TIME : 1:23.651		BEST LAP TIME : 1:24.022		DIFFERENCE : 0.371		
LAP	SECTOR 1	SECTOR 2	LAP TIME	MPH	DIFF	TIME OF DAY
1 -						
2 -						
3 -						
4 -						
5 -						
6 -						
7 -						

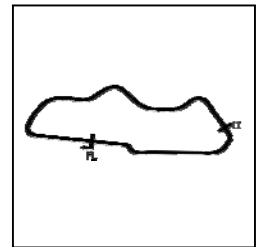
Weather / Track : Bright / Dry

Donington Park National
Circuit Length = 1.9790 miles
Start: 18:27 Flag 18:37 End: 18:38

BMCRC - MRO Championships 2019 - Rnd 4 @ Donington Park

MRO Minitwins & BMCRC Rookie Minitwins

RACE 13 - SECTOR ANALYSIS



SECTOR 1 = FL to I1, SECTOR 2 = I1 to FL, DIFF = Difference To Personal Best Lap, P = Crossed Finish Line in Pit Lane, D = Time Disallowed

1 -		30.893	1:34.913	75.06	10.891	18:29:30.947
2 -	55.941	30.234	1:26.175	82.67	2.153	18:30:57.122
3 -	54.913	30.290	1:25.203	83.61	1.181	18:32:22.325
4 -	54.645	30.290	1:24.935 (3)	83.88	0.913	18:33:47.260
5 -	54.652	30.042	1:24.694 (2)	84.12	0.672	18:35:11.954
6 -	54.659	29.363	1:24.022 (1)	84.79		18:36:35.976
7 -	54.288	31.824	1:26.112	82.73	2.090	18:38:02.088

P23 181 Robert FRANKLIN		Suzuki - RCF GARDENS				
IDEAL LAP TIME : 1:24.976		BEST LAP TIME : 1:25.195				
		DIFFERENCE : 0.219				
LAP	SECTOR 1	SECTOR 2	LAP TIME	MPH	DIFF	TIME OF DAY

1 -		29.631	1:31.972	77.46	6.777	18:29:28.006
2 -	55.781	29.971	1:25.752 (3)	83.08	0.557	18:30:53.758
3 -	55.597	29.598	1:25.195 (1)	83.62		18:32:18.953
4 -	56.524	29.871	1:26.395	82.46	1.200	18:33:45.348
5 -	56.285	29.689	1:25.974	82.86	0.779	18:35:11.322
6 -	56.121	29.379	1:25.500 (2)	83.32	0.305	18:36:36.822
7 -	55.697	30.153	1:25.850	82.98	0.655	18:38:02.672

P24 51 Andrew DURANT		Suzuki -				
IDEAL LAP TIME : 1:24.601		BEST LAP TIME : 1:24.921				
		DIFFERENCE : 0.320				
LAP	SECTOR 1	SECTOR 2	LAP TIME	MPH	DIFF	TIME OF DAY

1 -		30.727	1:33.841	75.92	8.920	18:29:29.875
2 -	55.539	30.505	1:26.044	82.80	1.123	18:30:55.919
3 -	55.684	30.312	1:25.996	82.84	1.075	18:32:21.915
4 -	54.751	30.497	1:25.248 (2)	83.57	0.327	18:33:47.163
5 -	55.557	30.027	1:25.584 (3)	83.24	0.663	18:35:12.747
6 -	55.071	29.850	1:24.921 (1)	83.89		18:36:37.668
7 -	55.330	30.668	1:25.998	82.84	1.077	18:38:03.666

P25 124 R Jamie PATRICK		Suzuki - Avonside Group Serviced				
IDEAL LAP TIME : 1:24.086		BEST LAP TIME : 1:24.587				
		DIFFERENCE : 0.501				
LAP	SECTOR 1	SECTOR 2	LAP TIME	MPH	DIFF	TIME OF DAY

1 -		31.579	1:36.269	74.00	11.682	18:29:32.303
2 -	56.543	30.341	1:26.884	82.00	2.297	18:30:59.187
3 -	56.377	29.672	1:26.049	82.79	1.462	18:32:25.236
4 -	56.039	30.083	1:26.122	82.72	1.535	18:33:51.358
5 -	55.977	29.831	1:25.808 (3)	83.03	1.221	18:35:17.166
6 -	55.618	29.417	1:25.035 (2)	83.78	0.448	18:36:42.201
7 -	54.669	29.918	1:24.587 (1)	84.22		18:38:06.788

P26 44 Tony PARKER		Suzuki - Emerald Elevators				
IDEAL LAP TIME : 1:25.252		BEST LAP TIME : 1:25.252				
		DIFFERENCE : 0.000				
LAP	SECTOR 1	SECTOR 2	LAP TIME	MPH	DIFF	TIME OF DAY

1 -		30.701	1:34.377	75.49	9.125	18:29:30.411
2 -	55.935	30.304	1:26.239	82.61	0.987	18:30:56.650
3 -	56.574	30.414	1:26.988	81.90	1.736	18:32:23.638
4 -	57.938	30.796	1:28.734	80.29	3.482	18:33:52.372
5 -	55.868	30.125	1:25.993 (2)	82.85	0.741	18:35:18.365
6 -	55.493	29.759	1:25.252 (1)	83.57		18:36:43.617
7 -	56.258	29.759	1:26.017 (3)	82.82	0.765	18:38:09.634

P27 6 Andrew FIRTH		Suzuki - LTRmotorcycles.co.uk				
IDEAL LAP TIME : 1:25.601		BEST LAP TIME : 1:25.601				
		DIFFERENCE : 0.000				
LAP	SECTOR 1	SECTOR 2	LAP TIME	MPH	DIFF	TIME OF DAY

1 -		31.180	1:35.572	74.54	9.971	18:29:31.606
2 -	56.153	30.121	1:26.274 (2)	82.58	0.673	18:30:57.880
3 -	56.380	29.948	1:26.328 (3)	82.52	0.727	18:32:24.208
4 -	56.805	30.199	1:27.004	81.88	1.403	18:33:51.212

Weather / Track : Bright / Dry

Donington Park National
Circuit Length = 1.9790 miles
Start: 18:27 Flag 18:37 End: 18:38

BMCRC - MRO Championships 2019 - Rnd 4 @ Donington Park

MRO Minitwins & BMCRC Rookie Minitwins

RACE 13 - SECTOR ANALYSIS



SECTOR 1 = FL to I1, SECTOR 2 = I1 to FL, DIFF = Difference To Personal Best Lap, P = Crossed Finish Line in Pit Lane, D = Time Disallowed

5 -	55.761	29.840	1:25.601 (1)	83.23		18:35:16.813
6 -	56.002	30.505	1:26.507	82.35	0.906	18:36:43.320
7 -	56.934	30.260	1:27.194	81.71	1.593	18:38:10.514

P28 112 R	James NAGY		Suzuki -			
IDEAL LAP TIME : 1:26.573		BEST LAP TIME : 1:26.837	DIFFERENCE : 0.264			
LAP	SECTOR 1	SECTOR 2	LAP TIME	MPH	DIFF	TIME OF DAY
1 -		30.763	1:36.170	74.08	9.333	18:29:32.204
2 -	56.281	30.556	1:26.837 (1)	82.04		18:30:59.041
3 -	56.964	30.292	1:27.256 (2)	81.65	0.419	18:32:26.297
4 -	56.857	30.628	1:27.485 (3)	81.43	0.648	18:33:53.782
5 -	57.469	30.488	1:27.957	81.00	1.120	18:35:21.739
6 -	57.543	31.043	1:28.586	80.42	1.749	18:36:50.325
7 -	57.576	31.124	1:28.700	80.32	1.863	18:38:19.025

P29 159	Benn RIDGWELL		Suzuki - Ridgely Racing			
IDEAL LAP TIME : 1:26.946		BEST LAP TIME : 1:27.087	DIFFERENCE : 0.141			
LAP	SECTOR 1	SECTOR 2	LAP TIME	MPH	DIFF	TIME OF DAY
1 -		30.639	1:35.753	74.40	8.666	18:29:31.787
2 -	56.347	30.740	1:27.087 (1)	81.81		18:30:58.874
3 -	56.732	30.601	1:27.333 (2)	81.58	0.246	18:32:26.207
4 -	56.730	30.742	1:27.472 (3)	81.45	0.385	18:33:53.679
5 -	57.273	30.599	1:27.872	81.07	0.785	18:35:21.551
6 -	58.633	30.774	1:29.407	79.68	2.320	18:36:50.958
7 -	57.155	32.091	1:29.246	79.83	2.159	18:38:20.204

P30 43	Robert DAVIE		Suzuki -			
IDEAL LAP TIME : 1:27.200		BEST LAP TIME : 1:27.526	DIFFERENCE : 0.326			
LAP	SECTOR 1	SECTOR 2	LAP TIME	MPH	DIFF	TIME OF DAY
1 -		30.538	1:36.709	73.67	9.183	18:29:32.743
2 -	57.327	30.232	1:27.559 (2)	81.36	0.033	18:31:00.302
3 -	57.504	30.578	1:28.082	80.88	0.556	18:32:28.384
4 -	57.291	30.649	1:27.940	81.01	0.414	18:33:56.324
5 -	57.286	30.240	1:27.526 (1)	81.40		18:35:23.850
6 -	57.417	30.498	1:27.915 (3)	81.04	0.389	18:36:51.765
7 -	56.968	31.568	1:28.536	80.47	1.010	18:38:20.301

P31 91 R	James CHAPMAN		Suzuki -			
IDEAL LAP TIME : 1:26.139		BEST LAP TIME : 1:26.250	DIFFERENCE : 0.111			
LAP	SECTOR 1	SECTOR 2	LAP TIME	MPH	DIFF	TIME OF DAY
1 -		31.119	1:39.443	71.64	13.193	18:29:35.477
2 -	58.343	30.921	1:29.264	79.81	3.014	18:31:04.741
3 -	58.961	32.231	1:31.192	78.12	4.942	18:32:35.933
4 -	55.998	30.894	1:26.892 (3)	81.99	0.642	18:34:02.825
5 -	55.428	30.822	1:26.250 (1)	82.60		18:35:31.075
6 -	55.975	30.711	1:26.686 (2)	82.18	0.436	18:36:55.761
7 -	55.973	31.641	1:27.614	81.31	1.364	18:38:23.375

P32 199	Michael FROST		Suzuki -			
IDEAL LAP TIME : 1:28.774		BEST LAP TIME : 1:29.011	DIFFERENCE : 0.237			
LAP	SECTOR 1	SECTOR 2	LAP TIME	MPH	DIFF	TIME OF DAY
1 -		31.731	1:38.220	72.53	9.209	18:29:34.254
2 -	58.207	31.154	1:29.361	79.72	0.350	18:31:03.615
3 -	57.943	31.294	1:29.237 (3)	79.83	0.226	18:32:32.852
4 -	58.049	32.076	1:30.125	79.05	1.114	18:34:02.977
5 -	57.974	31.037	1:29.011 (1)	80.04		18:35:31.988
6 -	57.737	31.382	1:29.119 (2)	79.94	0.108	18:37:01.107
7 -	57.825	31.607	1:29.432	79.66	0.421	18:38:30.539

Weather / Track : Bright / Dry

Donington Park National
Circuit Length = 1.9790 miles
Start: 18:27 Flag 18:37 End: 18:38

BMCRC - MRO Championships 2019 - Rnd 4 @ Donington Park

MRO Minitwins & BMCRC Rookie Minitwins

RACE 13 - SECTOR ANALYSIS



SECTOR 1 = FL to I1, SECTOR 2 = I1 to FL, DIFF = Difference To Personal Best Lap, P = Crossed Finish Line in Pit Lane, D = Time Disallowed

P33 50		Adam RIDGWELL		Suzuki -		
IDEAL LAP TIME : 1:27.877		BEST LAP TIME : 1:28.049		DIFFERENCE : 0.172		
LAP	SECTOR 1	SECTOR 2	LAP TIME	MPH	DIFF	TIME OF DAY
1 -		31.631	1:40.209	71.09	12.160	18:29:36.243
2 -	58.653	31.332	1:29.985	79.17	1.936	18:31:06.228
3 -	57.952	31.732	1:29.684	79.44	1.635	18:32:35.912
4 -	58.431	31.042	1:29.473	79.62	1.424	18:34:05.385
5 -	57.054	30.995	1:28.049 (1)	80.91		18:35:31.434
6 -	56.882	31.487	1:28.369 (2)	80.62	0.320	18:37:01.803
7 -	57.601	31.452	1:29.053 (3)	80.00	1.004	18:38:30.856

P34 126		Damien LECHAUVE		Suzuki -		
IDEAL LAP TIME : 1:27.615		BEST LAP TIME : 1:28.222		DIFFERENCE : 0.607		
LAP	SECTOR 1	SECTOR 2	LAP TIME	MPH	DIFF	TIME OF DAY
1 -		31.567	1:39.189	71.82	10.967	18:29:35.223
2 -	58.180	31.203	1:29.383	79.70	1.161	18:31:04.606
3 -	58.906	30.902	1:29.808	79.33	1.586	18:32:34.414
4 -	56.789	32.119	1:28.908 (2)	80.13	0.686	18:34:03.322
5 -	56.713	31.509	1:28.222 (1)	80.75		18:35:31.544
6 -	57.755	31.378	1:29.133 (3)	79.93	0.911	18:37:00.677
7 -	58.527	33.806	1:32.333	77.16	4.111	18:38:33.010

P35 152		Jason ALLEN		Suzuki -		
IDEAL LAP TIME : 1:28.415		BEST LAP TIME : 1:28.415		DIFFERENCE : 0.000		
LAP	SECTOR 1	SECTOR 2	LAP TIME	MPH	DIFF	TIME OF DAY
1 -		32.130	1:38.912	72.02	10.497	18:29:34.946
2 -	58.196	31.070	1:29.266 (3)	79.81	0.851	18:31:04.212
3 -	59.493	31.385	1:30.878	78.39	2.463	18:32:35.090
4 -	57.427	30.988	1:28.415 (1)	80.58		18:34:03.505
5 -	57.681	31.064	1:28.745 (2)	80.28	0.330	18:35:32.250
6 -	57.787	32.203	1:29.990	79.17	1.575	18:37:02.240

P36 415 R		Alan HENSBY		Suzuki -		
IDEAL LAP TIME : 1:28.789		BEST LAP TIME : 1:29.477		DIFFERENCE : 0.688		
LAP	SECTOR 1	SECTOR 2	LAP TIME	MPH	DIFF	TIME OF DAY
1 -		31.125	1:38.306	72.47	8.829	18:29:34.340
2 -	57.664	31.813	1:29.477 (1)	79.62		18:31:03.817
3 -	59.473	31.931	1:31.404 (3)	77.94	1.927	18:32:35.221
4 -	59.016	32.179	1:31.195 (2)	78.12	1.718	18:34:06.416
5 -	59.038	32.962	1:32.000	77.44	2.523	18:35:38.416
6 -	1:00.587	33.547	1:34.134	75.68	4.657	18:37:12.550

P37 70 R		Vanessa GILLAM		Suzuki - No More Straps		
IDEAL LAP TIME : 1:38.212		BEST LAP TIME : 1:38.212		DIFFERENCE : 0.000		
LAP	SECTOR 1	SECTOR 2	LAP TIME	MPH	DIFF	TIME OF DAY
1 -		34.393	1:48.433	65.70	10.221	18:29:44.467
2 -	1:05.950	35.043	1:40.993	70.54	2.781	18:31:25.460
3 -	1:05.010	34.494	1:39.504 (3)	71.60	1.292	18:33:04.964
4 -	1:04.397	34.248	1:38.645 (2)	72.22	0.433	18:34:43.609
5 -	1:04.197	34.015	1:38.212 (1)	72.54		18:36:21.821
6 -	1:04.220	35.920	1:40.140	71.14	1.928	18:38:01.961

P38 184		David TWYFORD		Suzuki -		
IDEAL LAP TIME : 1:16.831		BEST LAP TIME : 1:16.883		DIFFERENCE : 0.052		
LAP	SECTOR 1	SECTOR 2	LAP TIME	MPH	DIFF	TIME OF DAY
1 -		27.452	1:21.679	87.22	4.796	18:29:17.713
2 -	50.490	27.640	1:18.130	91.18	1.247	18:30:35.843
3 -	49.714	27.412	1:17.126 (2)	92.37	0.243	18:31:52.969

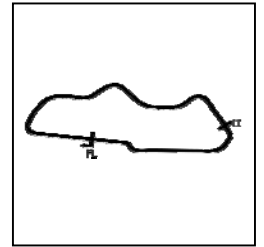
Weather / Track : Bright / Dry

Donington Park National
Circuit Length = 1.9790 miles
Start: 18:27 Flag 18:37 End: 18:38

BMCRC - MRO Championships 2019 - Rnd 4 @ Donington Park

MRO Minitwins & BMCRC Rookie Minitwins

RACE 13 - SECTOR ANALYSIS



SECTOR 1 = FL to I1, SECTOR 2 = I1 to FL, DIFF = Difference To Personal Best Lap, P = Crossed Finish Line in Pit Lane, D = Time Disallowed

4 -	50.263	27.143	1:17.406	92.04	0.523	18:33:10.375
5 -	49.705	27.178	1:16.883 (1)	92.66		18:34:27.258
6 -	50.062	27.126	1:17.188 (3)	92.30	0.305	18:35:44.446

P39	74	Daniel SINGLETON	Suzuki - Bambino Developments Racing			
IDEAL LAP TIME : 1:16.969		BEST LAP TIME : 1:17.143	DIFFERENCE : 0.174			

LAP	SECTOR 1	SECTOR 2	LAP TIME	MPH	DIFF	TIME OF DAY
1 -		27.709	1:20.415	88.59	3.272	18:29:16.449
2 -	49.970	27.173	1:17.143 (1)	92.35		18:30:33.592
3 -	50.178	26.999	1:17.177 (2)	92.31	0.034	18:31:50.769
4 -	50.088	27.947	1:18.035	91.30	0.892	18:33:08.804
5 -	50.605	27.352	1:17.957 (3)	91.39	0.814	18:34:26.761
6 -	50.717	27.274	1:17.991	91.35	0.848	18:35:44.752

Weather / Track : Bright / Dry

Results can be found at www.tsl-timing.com

Page 8 of 8

Donington Park National
 Circuit Length = 1.9790 miles
 Start: 18:27 Flag 18:37 End: 18:38

Printed - 18:52 Saturday, 18 May 2019

BMCRC - MRO Championships 2019 - Rnd 4 @ Donington Park

MRO Minitwins & BMCRC Rookie Minitwins

RACE 13 - BEST SECTORS

SECTOR 1			SECTOR 2			IDEAL / BEST COMPARISON						
POS	NO	NAME	TIME	NO	NAME	TIME	POS	NO	NAME	IDEAL	BEST	DIFF
									PERFECT LAP	1:16.704		
1	184	TWYFORD	49.705	74	SINGLETON	26.999	1	184	TWYFORD	1:16.831	1:16.883	0.052
2	78	POVAH	49.716	26	DAVIES	27.095	2	78	POVAH	1:16.844	1:16.947	0.103
3	26	DAVIES	49.809	184	TWYFORD	27.126	3	26	DAVIES	1:16.904	1:17.099	0.195
4	9	TAYLOR	49.828	78	POVAH	27.128	4	74	SINGLETON	1:16.969	1:17.143	0.174
5	74	SINGLETON	49.970	9	TAYLOR	27.322	5	9	TAYLOR	1:17.150	1:17.150	0.000
6	19	LILLEY	50.216	19	LILLEY	27.628	6	19	LILLEY	1:17.844	1:17.844	0.000
7	17	DOWNES (R)	50.366	232	WETHERELL	27.694	7	17	DOWNES (R)	1:18.074	1:18.074	0.000
8	232	WETHERELL	50.461	17	DOWNES (R)	27.708	8	232	WETHERELL	1:18.155	1:18.161	0.006
9	56	INGHAM	51.114	56	INGHAM	27.835	9	56	INGHAM	1:18.949	1:19.342	0.393
10	192	MOFFA	51.155	13	GREEN	28.032	10	192	MOFFA	1:19.247	1:19.247	0.000
11	5	MANTELL	51.171	192	MOFFA	28.092	11	5	MANTELL	1:19.292	1:19.576	0.284
12	13	GREEN	51.689	5	MANTELL	28.121	12	13	GREEN	1:19.721	1:19.721	0.000
13	34	THOMAS (R)	51.781	48	WALLIS	28.327	13	34	THOMAS (R)	1:20.129	1:20.213	0.084
14	156	STONE	51.781	34	THOMAS (R)	28.348	14	156	STONE	1:20.167	1:20.167	0.000
15	48	WALLIS	52.272	156	STONE	28.386	15	48	WALLIS	1:20.599	1:21.322	0.723
16	88	NOAH	52.626	84	BRANCO	28.676	16	88	NOAH	1:21.554	1:21.782	0.228
17	84	BRANCO	53.021	171	CLUNE	28.908	17	84	BRANCO	1:21.697	1:22.139	0.442
18	81	MAY	53.220	88	NOAH	28.928	18	81	MAY	1:22.262	1:22.395	0.133
19	146	GATES	53.370	146	GATES	28.932	19	146	GATES	1:22.302	1:22.603	0.301
20	171	CLUNE	53.463	81	MAY	29.042	20	171	CLUNE	1:22.371	1:22.508	0.137
21	80	STEWART	53.825	0	STANLEY	29.263	21	80	STEWART	1:23.626	1:24.071	0.445
22	39	CREW	54.088	63	SMULOVIC	29.363	22	0	STANLEY	1:23.648	1:23.715	0.067
23	63	SMULOVIC	54.288	181	FRANKLIN	29.379	23	63	SMULOVIC	1:23.651	1:24.022	0.371
24	0	STANLEY	54.385	124	PATRICK	29.417	24	39	CREW	1:23.803	1:24.122	0.319
25	124	PATRICK	54.669	39	CREW	29.715	25	124	PATRICK	1:24.086	1:24.587	0.501
26	51	DURANT	54.751	44	PARKER	29.759	26	51	DURANT	1:24.601	1:24.921	0.320
27	91	CHAPMAN	55.428	80	STEWART	29.801	27	181	FRANKLIN	1:24.976	1:25.195	0.219
28	44	PARKER	55.493	6	FIRTH	29.840	28	44	PARKER	1:25.252	1:25.252	0.000
29	181	FRANKLIN	55.597	51	DURANT	29.850	29	6	FIRTH	1:25.601	1:25.601	0.000
30	6	FIRTH	55.761	43	DAVIE	30.232	30	91	CHAPMAN	1:26.139	1:26.250	0.111
31	112	NAGY	56.281	112	NAGY	30.292	31	112	NAGY	1:26.573	1:26.837	0.264
32	159	RIDGWELL	56.347	159	RIDGWELL	30.599	32	159	RIDGWELL	1:26.946	1:27.087	0.141
33	126	LECHAUVE	56.713	91	CHAPMAN	30.711	33	43	DAVIE	1:27.200	1:27.526	0.326
34	50	RIDGWELL	56.882	126	LECHAUVE	30.902	34	126	LECHAUVE	1:27.615	1:28.222	0.607
35	43	DAVIE	56.968	152	ALLEN	30.988	35	50	RIDGWELL	1:27.877	1:28.049	0.172
36	152	ALLEN	57.427	50	RIDGWELL	30.995	36	152	ALLEN	1:28.415	1:28.415	0.000
37	415	HENSBY	57.664	199	FROST	31.037	37	199	FROST	1:28.774	1:29.011	0.237
38	199	FROST	57.737	415	HENSBY	31.125	38	415	HENSBY	1:28.789	1:29.477	0.688
39	70	GILLAM	1:04.197	70	GILLAM	34.015	39	70	GILLAM	1:38.212	1:38.212	0.000

Weather / Track : Bright / Dry

Donington Park National
Circuit Length = 1.9790 miles
Start: 18:27 Flag 18:37 End: 18:38

Results can be found at www.tsl-timing.com

Printed - 18:51 Saturday, 18 May 2019

BMCRC - MRO Championships 2019 - Rnd 4 @ Donington Park



MRO Minitwins & BMCRC Rookie Minitwins

RACE 12 - GRID (10 Laps)

ROW 13	39	70	Vanessa GILLAM	1:38.212	38	415	Alan HENSBY	1:29.477	37	199	Michael FROST	1:29.011
ROW 12	36	152	Jason ALLEN	1:28.415	35	126	Damien LECHAUVE	1:28.222	34	50	Adam RIDGWELL	1:28.049
ROW 11	33	43	Robert DAVIE	1:27.526	32	159	Benn RIDGWELL	1:27.087	31	112	James NAGY	1:26.837
ROW 10	30	91	James CHAPMAN	1:26.250	29	6	Andrew FIRTH	1:25.601	28	44	Tony PARKER	1:25.252
ROW 9	27	181	Robert FRANKLIN	1:25.195	26	51	Andrew DURANT	1:24.921	25	124	Jamie PATRICK	1:24.587
ROW 8	24	39	Joshua CREW	1:24.122	23	80	Leon STEWART	1:24.071	22	63	Steve SMULOVIC	1:24.022
ROW 7	21	0	Luke STANLEY	1:23.715	20	146	Simon GATES	1:22.603	19	171	Colin CLUNE	1:22.508
ROW 6	18	81	Malvern MAY	1:22.395	17	84	Ricardo BRANCO	1:22.139	16	88	Michael NOAH	1:21.782
ROW 5	15	48	Shaun WALLIS	1:21.322	14	34	Dan THOMAS (R)	1:20.213	13	156	Michael STONE	1:20.167
ROW 4	12	13	Wil GREEN	1:19.721	11	5	Barry MANTELL	1:19.576	10	56	Jamie INGHAM	1:19.342
ROW 3	9	192	Daniel MOFFA	1:19.247	8	232	Matt WETHERELL	1:18.161	7	17	Tommy DOWNES (R)	1:18.074
ROW 2	6	19	Kevin LILLEY	1:17.844	5	9	Mark TAYLOR	1:17.150	4	74	Daniel SINGLETON	1:17.143
ROW 1	3	26	Glynn DAVIES	1:17.099	2	78	Keith POVAH	1:16.947	1	184	David TWYFORD	1:16.883
Pole												

Donington Park National
Circuit Length = 1.9790 miles

These results are provisional until the conclusion of any judicial and technical matters.

Clerk Of Course :	Timekeeper :
-------------------	--------------

Results can be found at www.tsl-timing.com

Printed - 18:53 Saturday, 18 May 2019



BMCRC - MRO Championships 2019 - Rnd 4 @ Donington Park



MRO Minitwins & BMCRC Rookie Minitwins

RACE 12 - CLASSIFICATION

POS	NO	CL	PIC NAME	ENTRY	LAPS	TIME	GAP	DIFF	MPH	BEST	ON
1	78		1 Keith POVAH	Suzuki - 78Plate.com Screenprinting/@crap.sack	10	12:57.637			91.44	1:16.666	5
2	184		2 David TWYFORD	Suzuki -	10	12:58.579	0.942	0.942	91.33	1:16.549	9
3	9		3 Mark TAYLOR	Suzuki - SDC Performance	10	13:01.861	4.224	3.282	90.94	1:16.668	9
4	74		4 Daniel SINGLETON	Suzuki - Bambino Developments Racing	10	13:04.834	7.197	2.973	90.60	1:17.320	6
5	19		5 Kevin LILLEY	Suzuki - Vanson Leathers	10	13:10.378	12.741	5.544	89.96	1:18.096	4
6	17	R	1 Tommy DOWNES (R)	Suzuki - Ray Gnarley/ MoreMoto	10	13:11.345	13.708	0.967	89.85	1:17.797	5
7	232	R	2 Matt WETHERELL	Suzuki - MSG Racing/Lamonde.com/FWR Tyres	10	13:11.418	13.781	0.073	89.85	1:17.807	5
8	56		6 Jamie INGHAM	Suzuki - Oadby motorcycle services	10	13:13.025	15.388	1.607	89.66	1:18.388	9
9	13		7 Wil GREEN	Suzuki - Faith Fueled Racing	10	13:19.405	21.768	6.380	88.95	1:18.457	4
10	5		8 Barry MANTELL	Suzuki - Swedish car connection	10	13:26.991	29.354	7.586	88.11	1:18.559	5
11	156		9 Michael STONE	Suzuki -	10	13:28.518	30.881	1.527	87.95	1:19.461	5
12	34	R	3 Dan THOMAS (R)	Suzuki -	10	13:35.013	37.376	6.495	87.25	1:20.037	3
13	88	R	4 Michael NOAH	Suzuki -	10	13:43.714	46.077	8.701	86.32	1:21.227	4
14	81		10 Malvern MAY	Suzuki -	10	13:44.307	46.670	0.593	86.26	1:20.942	9
15	0		11 Luke STANLEY	Suzuki - Urban Race Tribe	10	13:44.573	46.936	0.266	86.23	1:20.996	9
16	80		12 Leon STEWART	Suzuki -	10	13:48.946	51.309	4.373	85.78	1:21.089	6
17	84		13 Ricardo BRANCO	Suzuki - IMP Racing	10	13:49.184	51.547	0.238	85.75	1:21.606	4
18	146		14 Simon GATES	Suzuki - Team Kawafati	10	13:49.735	52.098	0.551	85.70	1:21.208	3
19	171		15 Colin CLUNE	Suzuki -	10	13:50.038	52.401	0.303	85.67	1:21.387	2
20	181		16 Robert FRANKLIN	Suzuki - RCF GARDENS	10	13:57.079	59.442	7.041	84.95	1:21.465	10
21	39		17 Joshua CREW	Suzuki -	10	13:58.484	1:00.847	1.405	84.80	1:22.085	10
22	63		18 Steve SMULOVIC	Suzuki - SFC Racing	10	14:05.521	1:07.884	7.037	84.10	1:22.607	4
23	44		19 Tony PARKER	Suzuki - Emerald Elevators	9	13:01.365	1 Lap	1 Lap	81.88	1:24.563	9
24	51		20 Andrew DURANT	Suzuki -	9	13:03.586	1 Lap	2.221	81.65	1:25.356	8
25	50		21 Adam RIDGWELL	Suzuki -	9	13:05.415	1 Lap	1.829	81.46	1:25.733	7
26	159		22 Benn RIDGWELL	Suzuki - Ridgely Racing	9	13:05.731	1 Lap	0.316	81.43	1:25.463	3
27	6		23 Andrew FIRTH	Suzuki - LTRmotorcycles.co.uk	9	13:06.213	1 Lap	0.482	81.38	1:25.226	3
28	43		24 Robert DAVIE	Suzuki -	9	13:07.038	1 Lap	0.825	81.29	1:25.439	5
29	112	R	5 James NAGY	Suzuki -	9	13:07.126	1 Lap	0.088	81.28	1:25.541	7
30	124	R	6 Jamie PATRICK	Suzuki - Avonside Group Serviced	9	13:08.247	1 Lap	1.121	81.17	1:25.721	2
31	91	R	7 James CHAPMAN	Suzuki -	9	13:08.328	1 Lap	0.081	81.16	1:25.145	7
32	199		25 Michael FROST	Suzuki -	9	13:22.524	1 Lap	14.196	79.73	1:27.162	9
33	152		26 Jason ALLEN	Suzuki -	9	13:22.704	1 Lap	0.180	79.71	1:26.185	8
34	415	R	8 Alan HENSBY	Suzuki -	9	13:45.736	1 Lap	23.032	77.48	1:29.638	7
35	70	R	9 Vanessa GILLAM	Suzuki - No More Straps	9	14:23.626	1 Lap	37.890	74.08	1:33.620	9

NOT CLASSIFIED

DNF	26		Glynn DAVIES	Suzuki -	6	7:49.718	4 Laps	3 Laps	90.71	1:16.918	5
DNF	192		Daniel MOFFA	Suzuki - DM Racing	6	7:57.902	4 Laps	8.184	89.16	1:18.156	4
DNF	126		Damien LECHAUVE	Suzuki -	2	3:24.568	8 Laps	4 Laps	68.98		

FASTEST LAP

184			David TWYFORD	Suzuki -	9	1:16.549		93.07 mph		149.78 kph	
17	R		Tommy DOWNES (R)	Suzuki - Ray Gnarley/ MoreMoto	5	1:17.797		91.57 mph		147.38 kph	

Class - 92.5% of Race Speed = 84.58 mph
 Class R - 92.5% of Race Speed = 83.11 mph

Weather / Track : Bright / Dry

These results are provisional until the conclusion of any judicial and technical matters.

Donington Park National
 Circuit Length = 1.9790 miles
 Start: 12:51 Flag 13:04 End: 13:05

Clerk Of Course :	Timekeeper :
-------------------	--------------

Results can be found at www.tsl-timing.com

Printed - 13:06 Sunday, 19 May 2019



BMCRC - MRO Championships 2019 - Rnd 4 @ Donington Park

MRO Minitwins & BMCRC Rookie Minitwins

RACE 12 - LAP CHART

LAP 1 @ 12:52:39.776

NO	BEHIND	LAP TIME
26		1:20.922
74	0.684	1:21.606
78	0.844	1:21.766
184	1.466	1:22.388
9	1.613	1:22.535
17	2.043	1:22.965
19	2.297	1:23.219
232	2.370	1:23.292
192	2.928	1:23.850
56	3.044	1:23.966
13	3.542	1:24.464
5	3.696	1:24.618
84	5.875	1:26.797
156	6.084	1:27.006
34	6.212	1:27.134
88	6.668	1:27.590
171	7.418	1:28.340
81	8.535	1:29.457
0	8.831	1:29.753
146	8.985	1:29.907
39	9.991	1:30.913
181	10.250	1:31.172
80	10.449	1:31.371
63	10.831	1:31.753
159	12.036	1:32.958
51	12.383	1:33.305
44	12.801	1:33.723
124	12.900	1:33.822
50	13.913	1:34.835
6	14.479	1:35.401
126	14.966	1:35.888
112	15.181	1:36.103
43	15.486	1:36.408
91	16.068	1:36.990
199	17.205	1:38.127
415	18.987	1:39.909
70	23.715	1:44.637
152	28.291	1:49.213

LAP 2 @ 12:53:57.366

NO	BEHIND	LAP TIME
78		1:16.746
26	0.188	1:17.778
74	0.784	1:17.690
184	0.892	1:17.016
9	1.263	1:17.240
17	3.779	1:19.326
232	3.870	1:19.090
19	3.891	1:19.184
56	4.925	1:19.471
192	5.086	1:19.748
5	5.219	1:19.113
13	5.300	1:19.348
156	9.553	1:21.059
84	10.406	1:22.121
34	10.429	1:21.807
88	10.727	1:21.649
171	11.215	1:21.387
81	12.005	1:21.060
146	13.457	1:22.062
0	13.723	1:22.482
80	14.448	1:21.589

Weather / Track : Bright / Dry

39	16.652	1:24.251
181	16.664	1:24.004
63	17.095	1:23.854
159	20.017	1:25.571
51	20.581	1:25.788
44	20.862	1:25.651
124	21.031	1:25.721
6	23.259	1:26.370
50	23.326	1:27.003
112	23.423	1:25.832
91	24.853	1:26.375
43	26.060	1:28.164
199	28.895	1:29.280
415	33.805	1:32.408
152	37.462	1:26.761
70	43.909	1:37.784
126	46.056	1:48.680 P

LAP 3 @ 12:55:15.356

NO	BEHIND	LAP TIME
78		1:17.990
26	0.088	1:17.890
184	0.144	1:17.242
74	0.376	1:17.582
9	0.714	1:17.441
19	4.235	1:18.334
17	4.672	1:18.883
232	4.988	1:19.108
56	5.707	1:18.772
192	5.790	1:18.694
5	6.102	1:18.873
13	6.600	1:19.290
156	11.453	1:19.890
34	12.476	1:20.037
88	14.609	1:21.872
84	14.828	1:22.412
81	15.342	1:21.327
171	15.559	1:22.334
146	16.675	1:21.208
0	16.987	1:21.254
80	18.358	1:21.900
181	21.494	1:22.820
39	22.107	1:23.445
63	22.844	1:23.739
159	27.490	1:25.463
44	28.340	1:25.468
51	28.609	1:26.018
124	29.187	1:26.146
6	30.495	1:25.226
50	32.498	1:27.162
112	32.653	1:27.220
91	33.258	1:26.395
43	33.738	1:25.668
199	39.328	1:28.423
152	45.854	1:26.382
415	46.885	1:31.070
70	1:01.094	1:35.175

LAP 4 @ 12:56:32.996

NO	BEHIND	LAP TIME
184		1:17.496
78	0.913	1:18.553
9	1.046	1:17.972
26	1.585	1:19.137

74	1.918	1:19.182
19	4.691	1:18.096
17	5.258	1:18.226
232	5.400	1:18.052
192	6.306	1:18.156
56	6.558	1:18.491
5	7.150	1:18.688
13	7.417	1:18.457
156	13.658	1:19.845
34	15.295	1:20.459
88	18.196	1:21.227
84	18.794	1:21.606
81	19.314	1:21.612
171	20.538	1:22.619
146	20.722	1:21.687
0	20.929	1:21.582
80	22.050	1:21.332
181	26.589	1:22.735
39	27.365	1:22.898
63	27.811	1:22.607
159	35.802	1:25.952
51	36.515	1:25.546
44	37.048	1:26.348
124	37.282	1:25.735
6	38.097	1:25.242
50	41.221	1:26.363
112	41.539	1:26.526
91	42.078	1:26.460
43	42.215	1:26.117
199	50.009	1:28.321
152	54.803	1:26.589
415	1:00.224	1:30.979

LAP 5 @ 12:57:50.431

NO	BEHIND	LAP TIME
184		1:17.435
78	0.144	1:16.666
70	1 Lap	1:34.314
9	0.775	1:17.164
26	1.068	1:16.918
74	1.916	1:17.433
19	5.574	1:18.318
17	5.620	1:17.797
232	5.772	1:17.807
192	7.353	1:18.482
56	7.554	1:18.431
5	8.274	1:18.559
13	8.551	1:18.569
156	15.684	1:19.461
34	18.589	1:20.729
88	22.080	1:21.319
84	23.380	1:22.021
81	24.321	1:22.442
146	24.640	1:21.353
0	24.943	1:21.449
171	26.073	1:22.970
80	26.219	1:21.604
181	32.523	1:23.369
39	32.768	1:22.838
63	34.087	1:23.711
159	45.812	1:27.445
44	46.111	1:26.498
51	46.696	1:27.616
124	46.943	1:27.096
6	47.125	1:26.463

50	49.992	1:26.206
43	50.219	1:25.439
112	50.479	1:26.375
91	51.246	1:26.603
199	1:00.202	1:27.628
152	1:03.973	1:26.605
415	1:13.074	1:30.285

LAP 6 @ 12:59:07.622

NO	BEHIND	LAP TIME
78		1:17.047
184	0.182	1:17.373
9	0.721	1:17.137
26	0.950	1:17.073
74	2.045	1:17.320
19	6.723	1:18.340
17	7.070	1:18.641
232	7.922	1:19.341
192	9.134	1:18.972
56	9.295	1:18.932
5	10.315	1:19.232
13	10.404	1:19.044
70	1 Lap	1:34.501
156	18.344	1:19.851
34	21.947	1:20.549
88	26.871	1:21.982
84	28.511	1:22.322
81	28.775	1:21.645
146	29.263	1:21.814
0	29.437	1:21.685
80	30.117	1:21.089
171	31.142	1:22.260
181	38.366	1:23.034
39	38.909	1:23.332
63	40.176	1:23.280
159	55.392	1:26.771
6	56.124	1:26.190
51	56.483	1:26.978
44	56.581	1:27.661
124	56.675	1:26.923
50	58.553	1:25.752
43	59.319	1:26.291
112	59.816	1:26.528
91	1:00.732	1:26.677
199	1:10.276	1:27.265
152	1:13.852	1:27.070

LAP 7 @ 13:00:25.254

NO	BEHIND	LAP TIME
78		1:17.632
184	0.121	1:17.571
9	0.488	1:17.399
74	2.180	1:17.767
19	7.715	1:18.624
17	7.757	1:18.319
232	8.262	1:17.972
415	1 Lap	1:31.302
56	10.127	1:18.464
5	12.922	1:20.239
13	13.006	1:20.234
156	22.078	1:21.366
34	26.581	1:22.266
88	31.069	1:21.830
81	33.521	1:22.378

0	33.941	1:22.136
84	34.793	1:23.914
146	34.853	1:23.222
80	35.077	1:22.592
70	1 Lap	1:35.267
171	36.216	1:22.706
181	43.755	1:23.021
39	44.363	1:23.086
63	46.322	1:23.778
44	1:05.356	1:26.407
51	1:05.778	1:26.927
159	1:06.081	1:28.321
50	1:06.654	1:25.733
124	1:06.793	1:27.750
6	1:06.941	1:28.449
43	1:07.362	1:25.675
112	1:07.725	1:25.541
91	1:08.245	1:25.145

LAP 8 @ 13:01:42.337

NO	BEHIND	LAP TIME
78		1:17.083
184	0.793	1:17.755
9	1.305	1:17.900
74	3.725	1:18.628
199	1 Lap	1:28.235
152	1 Lap	1:27.154
19	9.769	1:19.137
17	9.992	1:19.318
232	10.205	1:19.026
56	12.332	1:19.288
13	16.376	1:20.453
5	19.027	1:23.188
415	1 Lap	1:29.638
156	25.024	1:20.029
34	30.120	1:20.622
88	35.531	1:21.545
81	37.615	1:21.177
0	38.210	1:21.352
146	39.945	1:22.175
84	40.077	1:22.367
80	40.861	1:22.867
171	40.982	1:21.849
181	49.422	1:22.750
39	49.923	1:22.643
70	1 Lap	1:34.380
63	52.854	1:23.615
44	1:13.319	1:25.046
51	1:14.051	1:25.356
159	1:15.649	1:26.651
50	1:16.035	1:26.464
6	1:16.170	1:26.312
124	1:16.276	1:26.566
43	1:16.443	1:26.164
112	1:16.736	1:26.094

LAP 9 @ 13:02:59.241

NO	BEHIND	LAP TIME
78		1:16.904
91	1 Lap	1:25.970
184	0.438	1:16.549
9	1.069	1:16.668
74	4.872	1:18.051
19	11.232	1:18.367

Donington Park National
Circuit Length = 1.9790 miles
Start: 12:51 Flag 13:04 End: 13:05

BMCRC - MRO Championships 2019 - Rnd 4 @ Donington Park

MRO Minitwins & BMCRC Rookie Minitwins

RACE 12 - LAP CHART

17	12.267	1:19.179
232	12.373	1:19.072
56	13.816	1:18.388
199	1 Lap	1:28.083
152	1 Lap	1:26.185
13	19.180	1:19.708
5	23.831	1:21.708
156	28.312	1:20.192
34	33.934	1:20.718
415	1 Lap	1:30.210
88	40.033	1:21.406
81	41.653	1:20.942
0	42.302	1:20.996
84	46.168	1:22.995
146	46.262	1:23.221
80	46.564	1:22.607
171	47.099	1:23.021
181	55.227	1:22.709
39	56.012	1:22.993
63	1:00.129	1:24.179
70	1 Lap	1:33.948

LAP 10 @ 13:04:16.491

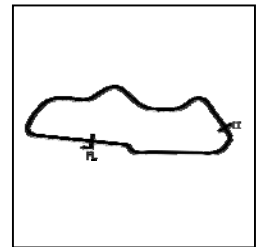
NO	BEHIND	LAP TIME
78		1:17.250
184	0.942	1:17.754
44	1 Lap	1:24.563
9	4.224	1:20.405
51	1 Lap	1:26.052
74	7.197	1:19.575
50	1 Lap	1:25.897
159	1 Lap	1:26.599
6	1 Lap	1:26.560
43	1 Lap	1:27.112
112	1 Lap	1:26.907
124	1 Lap	1:28.488
91	1 Lap	1:27.713
19	12.741	1:18.759
17	13.708	1:18.691
232	13.781	1:18.658
56	15.388	1:18.822
13	21.768	1:19.838
199	1 Lap	1:27.162
152	1 Lap	1:26.745
5	29.354	1:22.773
156	30.881	1:19.819
34	37.376	1:20.692
88	46.077	1:23.294
81	46.670	1:22.267
0	46.936	1:21.884
415	1 Lap	1:29.935
80	51.309	1:21.995
84	51.547	1:22.629
146	52.098	1:23.086
171	52.401	1:22.552
181	59.442	1:21.465
39	1:00.847	1:22.085
63	1:07.884	1:25.005
70	1 Lap	1:33.620

Weather / Track : Bright / Dry

BMCRC - MRO Championships 2019 - Rnd 4 @ Donington Park

MRO Minitwins & BMCRC Rookie Minitwins

RACE 12 - SECTOR ANALYSIS



SECTOR 1 = FL to I1, SECTOR 2 = I1 to FL, DIFF = Difference To Personal Best Lap, P = Crossed Finish Line in Pit Lane, D = Time Disallowed

P1 78		Keith POVAH		Suzuki - 78Plate.com Screenprinting/@crap.sack			
IDEAL LAP TIME : 1:16.643		BEST LAP TIME : 1:16.666		DIFFERENCE : 0.023			
LAP	SECTOR 1	SECTOR 2	LAP TIME	MPH	DIFF	TIME OF DAY	
1 -		27.698	1:21.766	87.13	5.100	12:52:40.620	
2 -	49.548	27.198	1:16.746 (2)	92.83	0.080	12:53:57.366	
3 -	50.554	27.436	1:17.990	91.35	1.324	12:55:15.356	
4 -	50.492	28.061	1:18.553	90.69	1.887	12:56:33.909	
5 -	49.526	27.140	1:16.666 (1)	92.93		12:57:50.575	
6 -	49.705	27.342	1:17.047	92.47	0.381	12:59:07.622	
7 -	50.204	27.428	1:17.632	91.77	0.966	13:00:25.254	
8 -	49.672	27.411	1:17.083	92.42	0.417	13:01:42.337	
9 -	49.503	27.401	1:16.904 (3)	92.64	0.238	13:02:59.241	
10 -	50.034	27.216	1:17.250	92.22	0.584	13:04:16.491	

P2 184		David TWYFORD		Suzuki -			
IDEAL LAP TIME : 1:16.311		BEST LAP TIME : 1:16.549		DIFFERENCE : 0.238			
LAP	SECTOR 1	SECTOR 2	LAP TIME	MPH	DIFF	TIME OF DAY	
1 -		27.872	1:22.388	86.47	5.839	12:52:41.242	
2 -	49.778	27.238	1:17.016 (2)	92.50	0.467	12:53:58.258	
3 -	49.817	27.425	1:17.242 (3)	92.23	0.693	12:55:15.500	
4 -	50.145	27.351	1:17.496	91.93	0.947	12:56:32.996	
5 -	49.785	27.650	1:17.435	92.00	0.886	12:57:50.431	
6 -	50.239	27.134	1:17.373	92.08	0.824	12:59:07.804	
7 -	50.057	27.514	1:17.571	91.84	1.022	13:00:25.375	
8 -	50.034	27.721	1:17.755	91.62	1.206	13:01:43.130	
9 -	49.177	27.372	1:16.549 (1)	93.07		13:02:59.679	
10 -	50.466	27.288	1:17.754	91.63	1.205	13:04:17.433	

P3 9		Mark TAYLOR		Suzuki - SDC Performance			
IDEAL LAP TIME : 1:16.668		BEST LAP TIME : 1:16.668		DIFFERENCE : 0.000			
LAP	SECTOR 1	SECTOR 2	LAP TIME	MPH	DIFF	TIME OF DAY	
1 -		27.924	1:22.535	86.32	5.867	12:52:41.389	
2 -	49.912	27.328	1:17.240	92.24	0.572	12:53:58.629	
3 -	50.130	27.311	1:17.441	92.00	0.773	12:55:16.070	
4 -	50.161	27.811	1:17.972	91.37	1.304	12:56:34.042	
5 -	49.843	27.321	1:17.164 (3)	92.33	0.496	12:57:51.206	
6 -	49.684	27.453	1:17.137 (2)	92.36	0.469	12:59:08.343	
7 -	49.881	27.518	1:17.399	92.05	0.731	13:00:25.742	
8 -	50.320	27.580	1:17.900	91.45	1.232	13:01:43.642	
9 -	49.357	27.311	1:16.668 (1)	92.92		13:03:00.310	
10 -	52.841	27.564	1:20.405	88.60	3.737	13:04:20.715	

P4 74		Daniel SINGLETON		Suzuki - Bambino Developments Racing			
IDEAL LAP TIME : 1:17.134		BEST LAP TIME : 1:17.320		DIFFERENCE : 0.186			
LAP	SECTOR 1	SECTOR 2	LAP TIME	MPH	DIFF	TIME OF DAY	
1 -		27.612	1:21.606	87.30	4.286	12:52:40.460	
2 -	50.285	27.405	1:17.690	91.70	0.370	12:53:58.150	
3 -	50.387	27.195	1:17.582 (3)	91.83	0.262	12:55:15.732	
4 -	50.656	28.526	1:19.182	89.97	1.862	12:56:34.914	
5 -	49.989	27.444	1:17.433 (2)	92.01	0.113	12:57:52.347	
6 -	49.939	27.381	1:17.320 (1)	92.14		12:59:09.667	
7 -	50.236	27.531	1:17.767	91.61	0.447	13:00:27.434	
8 -	50.215	28.413	1:18.628	90.61	1.308	13:01:46.062	
9 -	50.190	27.861	1:18.051	91.28	0.731	13:03:04.113	
10 -	51.505	28.070	1:19.575	89.53	2.255	13:04:23.688	

P5 19		Kevin LILLEY		Suzuki - Vanson Leathers			
IDEAL LAP TIME : 1:18.035		BEST LAP TIME : 1:18.096		DIFFERENCE : 0.061			
LAP	SECTOR 1	SECTOR 2	LAP TIME	MPH	DIFF	TIME OF DAY	
1 -							
2 -							
3 -							
4 -							
5 -							
6 -							
7 -							
8 -							
9 -							
10 -							

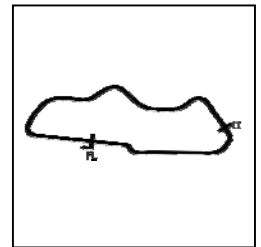
Weather / Track : Bright / Dry

Donington Park National
 Circuit Length = 1.9790 miles
 Start: 12:51 Flag 13:04 End: 13:05

BMCRC - MRO Championships 2019 - Rnd 4 @ Donington Park

MRO Minitwins & BMCRC Rookie Minitwins

RACE 12 - SECTOR ANALYSIS



SECTOR 1 = FL to I1, SECTOR 2 = I1 to FL, DIFF = Difference To Personal Best Lap, P = Crossed Finish Line in Pit Lane, D = Time Disallowed

1 -		27.759	1:23.219	85.61	5.123	12:52:42.073
2 -	51.116	28.068	1:19.184	89.97	1.088	12:54:01.257
3 -	50.687	27.647	1:18.334 (3)	90.95	0.238	12:55:19.591
4 -	50.476	27.620	1:18.096 (1)	91.22		12:56:37.687
5 -	50.415	27.903	1:18.318 (2)	90.97	0.222	12:57:56.005
6 -	50.623	27.717	1:18.340	90.94	0.244	12:59:14.345
7 -	50.487	28.137	1:18.624	90.61	0.528	13:00:32.969
8 -	51.150	27.987	1:19.137	90.02	1.041	13:01:52.106
9 -	50.525	27.842	1:18.367	90.91	0.271	13:03:10.473
10 -	50.826	27.933	1:18.759	90.46	0.663	13:04:29.232

P6	17 R	Tommy DOWNES (R)	Suzuki - Ray Gnarley/ MoreMoto
IDEAL LAP TIME : 1:17.797		BEST LAP TIME : 1:17.797	DIFFERENCE : 0.000

LAP	SECTOR 1	SECTOR 2	LAP TIME	MPH	DIFF	TIME OF DAY
1 -		27.805	1:22.965	85.87	5.168	12:52:41.819
2 -	50.934	28.392	1:19.326	89.81	1.529	12:54:01.145
3 -	51.098	27.785	1:18.883	90.31	1.086	12:55:20.028
4 -	50.537	27.689	1:18.226 (2)	91.07	0.429	12:56:38.254
5 -	50.337	27.460	1:17.797 (1)	91.57		12:57:56.051
6 -	51.085	27.556	1:18.641	90.59	0.844	12:59:14.692
7 -	50.377	27.942	1:18.319 (3)	90.96	0.522	13:00:33.011
8 -	51.583	27.735	1:19.318	89.82	1.521	13:01:52.329
9 -	51.144	28.035	1:19.179	89.98	1.382	13:03:11.508
10 -	50.561	28.130	1:18.691	90.53	0.894	13:04:30.199

P7	232 R	Matt WETHERELL	Suzuki - MSG Racing/Lamonde.com/FWR Tyres
IDEAL LAP TIME : 1:17.646		BEST LAP TIME : 1:17.807	DIFFERENCE : 0.161

LAP	SECTOR 1	SECTOR 2	LAP TIME	MPH	DIFF	TIME OF DAY
1 -		27.918	1:23.292	85.53	5.485	12:52:42.146
2 -	51.110	27.980	1:19.090	90.08	1.283	12:54:01.236
3 -	51.220	27.888	1:19.108	90.06	1.301	12:55:20.344
4 -	50.499	27.553	1:18.052 (3)	91.28	0.245	12:56:38.396
5 -	50.430	27.377	1:17.807 (1)	91.56		12:57:56.203
6 -	51.835	27.506	1:19.341	89.79	1.534	12:59:15.544
7 -	50.269	27.703	1:17.972 (2)	91.37	0.165	13:00:33.516
8 -	51.244	27.782	1:19.026	90.15	1.219	13:01:52.542
9 -	50.936	28.136	1:19.072	90.10	1.265	13:03:11.614
10 -	50.652	28.006	1:18.658	90.57	0.851	13:04:30.272

P8	56	Jamie INGHAM	Suzuki - Oadby motorcycle services
IDEAL LAP TIME : 1:18.081		BEST LAP TIME : 1:18.388	DIFFERENCE : 0.307

LAP	SECTOR 1	SECTOR 2	LAP TIME	MPH	DIFF	TIME OF DAY
1 -		27.784	1:23.966	84.85	5.578	12:52:42.820
2 -	51.429	28.042	1:19.471	89.65	1.083	12:54:02.291
3 -	51.045	27.727	1:18.772	90.44	0.384	12:55:21.063
4 -	51.016	27.475	1:18.491	90.77	0.103	12:56:39.554
5 -	50.771	27.660	1:18.431 (2)	90.83	0.043	12:57:57.985
6 -	51.231	27.701	1:18.932	90.26	0.544	12:59:16.917
7 -	50.606	27.858	1:18.464 (3)	90.80	0.076	13:00:35.381
8 -	51.391	27.897	1:19.288	89.85	0.900	13:01:54.669
9 -	50.758	27.630	1:18.388 (1)	90.88		13:03:13.057
10 -	50.895	27.927	1:18.822	90.38	0.434	13:04:31.879

P9	13	Wil GREEN	Suzuki - Faith Fueled Racing
IDEAL LAP TIME : 1:18.362		BEST LAP TIME : 1:18.457	DIFFERENCE : 0.095

LAP	SECTOR 1	SECTOR 2	LAP TIME	MPH	DIFF	TIME OF DAY
1 -		28.078	1:24.464	84.35	6.007	12:52:43.318
2 -	51.398	27.950	1:19.348	89.78	0.891	12:54:02.666
3 -	51.513	27.777	1:19.290	89.85	0.833	12:55:21.956
4 -	50.849	27.608	1:18.457 (1)	90.80		12:56:40.413

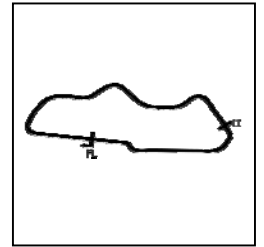
Weather / Track : Bright / Dry

Donington Park National
Circuit Length = 1.9790 miles
Start: 12:51 Flag 13:04 End: 13:05

BMCRC - MRO Championships 2019 - Rnd 4 @ Donington Park

MRO Minitwins & BMCRC Rookie Minitwins

RACE 12 - SECTOR ANALYSIS



SECTOR 1 = FL to I1, SECTOR 2 = I1 to FL, DIFF = Difference To Personal Best Lap, P = Crossed Finish Line in Pit Lane, D = Time Disallowed

5 -	50.754	27.815	1:18.569 (2)	90.68	0.112	12:57:58.982
6 -	51.140	27.904	1:19.044 (3)	90.13	0.587	12:59:18.026
7 -	51.588	28.646	1:20.234	88.79	1.777	13:00:38.260
8 -	52.413	28.040	1:20.453	88.55	1.996	13:01:58.713
9 -	51.307	28.401	1:19.708	89.38	1.251	13:03:18.421
10 -	51.634	28.204	1:19.838	89.23	1.381	13:04:38.259

P10	5	Barry MANTELL	Suzuki - Swedish car connection		
IDEAL LAP TIME :	1:18.254	BEST LAP TIME :	1:18.559	DIFFERENCE :	0.305

LAP	SECTOR 1	SECTOR 2	LAP TIME	MPH	DIFF	TIME OF DAY
1 -		27.983	1:24.618	84.19	6.059	12:52:43.472
2 -	50.998	28.115	1:19.113	90.05	0.554	12:54:02.585
3 -	50.925	27.948	1:18.873 (3)	90.33	0.314	12:55:21.458
4 -	50.899	27.789	1:18.688 (2)	90.54	0.129	12:56:40.146
5 -	50.465	28.094	1:18.559 (1)	90.69		12:57:58.705
6 -	51.150	28.082	1:19.232	89.92	0.673	12:59:17.937
7 -	51.435	28.804	1:20.239	88.79	1.680	13:00:38.176
8 -	54.226	28.962	1:23.188	85.64	4.629	13:02:01.364
9 -	52.594	29.114	1:21.708	87.19	3.149	13:03:23.072
10 -	52.922	29.851	1:22.773	86.07	4.214	13:04:45.845

P11	156	Michael STONE	Suzuki -		
IDEAL LAP TIME :	1:19.406	BEST LAP TIME :	1:19.461	DIFFERENCE :	0.055

LAP	SECTOR 1	SECTOR 2	LAP TIME	MPH	DIFF	TIME OF DAY
1 -		28.863	1:27.006	81.88	7.545	12:52:45.860
2 -	52.257	28.802	1:21.059	87.89	1.598	12:54:06.919
3 -	51.749	28.141	1:19.890	89.18	0.429	12:55:26.809
4 -	51.731	28.114	1:19.845 (3)	89.23	0.384	12:56:46.654
5 -	51.292	28.169	1:19.461 (1)	89.66		12:58:06.115
6 -	51.526	28.325	1:19.851	89.22	0.390	12:59:25.966
7 -	51.826	29.540	1:21.366	87.56	1.905	13:00:47.332
8 -	51.605	28.424	1:20.029	89.02	0.568	13:02:07.361
9 -	51.695	28.497	1:20.192	88.84	0.731	13:03:27.553
10 -	51.318	28.501	1:19.819 (2)	89.25	0.358	13:04:47.372

P12	34 R	Dan THOMAS (R)	Suzuki -		
IDEAL LAP TIME :	1:20.024	BEST LAP TIME :	1:20.037	DIFFERENCE :	0.013

LAP	SECTOR 1	SECTOR 2	LAP TIME	MPH	DIFF	TIME OF DAY
1 -		28.726	1:27.134	81.76	7.097	12:52:45.988
2 -	52.820	28.987	1:21.807	87.09	1.770	12:54:07.795
3 -	51.833	28.204	1:20.037 (1)	89.01		12:55:27.832
4 -	51.820	28.639	1:20.459 (2)	88.54	0.422	12:56:48.291
5 -	52.203	28.526	1:20.729	88.25	0.692	12:58:09.020
6 -	52.199	28.350	1:20.549 (3)	88.45	0.512	12:59:29.569
7 -	52.832	29.434	1:22.266	86.60	2.229	13:00:51.835
8 -	52.192	28.430	1:20.622	88.37	0.585	13:02:12.457
9 -	51.867	28.851	1:20.718	88.26	0.681	13:03:33.175
10 -	52.050	28.642	1:20.692	88.29	0.655	13:04:53.867

P13	88 R	Michael NOAH	Suzuki -		
IDEAL LAP TIME :	1:21.174	BEST LAP TIME :	1:21.227	DIFFERENCE :	0.053

LAP	SECTOR 1	SECTOR 2	LAP TIME	MPH	DIFF	TIME OF DAY
1 -		28.857	1:27.590	81.33	6.363	12:52:46.444
2 -	52.827	28.822	1:21.649	87.25	0.422	12:54:08.093
3 -	53.014	28.858	1:21.872	87.02	0.645	12:55:29.965
4 -	52.441	28.786	1:21.227 (1)	87.71		12:56:51.192
5 -	52.471	28.848	1:21.319 (2)	87.61	0.092	12:58:12.511
6 -	53.249	28.733	1:21.982	86.90	0.755	12:59:34.493
7 -	52.988	28.842	1:21.830	87.06	0.603	13:00:56.323
8 -	52.716	28.829	1:21.545	87.37	0.318	13:02:17.868

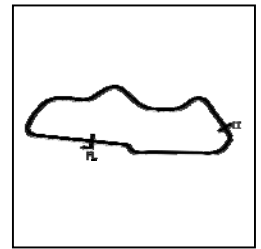
Weather / Track : Bright / Dry

Donington Park National
Circuit Length = 1.9790 miles
Start: 12:51 Flag 13:04 End: 13:05

BMCRC - MRO Championships 2019 - Rnd 4 @ Donington Park

MRO Minitwins & BMCRC Rookie Minitwins

RACE 12 - SECTOR ANALYSIS



SECTOR 1 = FL to I1, SECTOR 2 = I1 to FL, DIFF = Difference To Personal Best Lap, P = Crossed Finish Line in Pit Lane, D = Time Disallowed

9 -	52.600	28.806	1:21.406 (3)	87.51	0.179	13:03:39.274
10 -	54.394	28.900	1:23.294	85.53	2.067	13:05:02.568

P14 81 Malvern MAY		Suzuki -				
IDEAL LAP TIME : 1:20.543		BEST LAP TIME : 1:20.942		DIFFERENCE : 0.399		
LAP	SECTOR 1	SECTOR 2	LAP TIME	MPH	DIFF	TIME OF DAY
1 -		29.217	1:29.457	79.64	8.515	12:52:48.311
2 -	52.511	28.549	1:21.060 (2)	87.89	0.118	12:54:09.371
3 -	52.558	28.769	1:21.327	87.60	0.385	12:55:30.698
4 -	52.932	28.680	1:21.612	87.29	0.670	12:56:52.310
5 -	52.697	29.745	1:22.442	86.42	1.500	12:58:14.752
6 -	52.476	29.169	1:21.645	87.26	0.703	12:59:36.397
7 -	52.890	29.488	1:22.378	86.48	1.436	13:00:58.775
8 -	52.034	29.143	1:21.177 (3)	87.76	0.235	13:02:19.952
9 -	51.994	28.948	1:20.942 (1)	88.02		13:03:40.894
10 -	52.665	29.602	1:22.267	86.60	1.325	13:05:03.161

P15 0 Luke STANLEY		Suzuki - Urban Race Tribe				
IDEAL LAP TIME : 1:20.808		BEST LAP TIME : 1:20.996		DIFFERENCE : 0.188		
LAP	SECTOR 1	SECTOR 2	LAP TIME	MPH	DIFF	TIME OF DAY
1 -		29.628	1:29.753	79.37	8.757	12:52:48.607
2 -	53.859	28.623	1:22.482	86.37	1.486	12:54:11.089
3 -	52.789	28.465	1:21.254 (2)	87.68	0.258	12:55:32.343
4 -	53.057	28.525	1:21.582	87.33	0.586	12:56:53.925
5 -	52.994	28.455	1:21.449	87.47	0.453	12:58:15.374
6 -	52.948	28.737	1:21.685	87.22	0.689	12:59:37.059
7 -	52.887	29.249	1:22.136	86.74	1.140	13:00:59.195
8 -	52.759	28.593	1:21.352 (3)	87.57	0.356	13:02:20.547
9 -	52.353	28.643	1:20.996 (1)	87.96		13:03:41.543
10 -	52.642	29.242	1:21.884	87.00	0.888	13:05:03.427

P16 80 Leon STEWART		Suzuki -				
IDEAL LAP TIME : 1:20.675		BEST LAP TIME : 1:21.089		DIFFERENCE : 0.414		
LAP	SECTOR 1	SECTOR 2	LAP TIME	MPH	DIFF	TIME OF DAY
1 -		29.997	1:31.371	77.97	10.282	12:52:50.225
2 -	53.260	28.329	1:21.589 (3)	87.32	0.500	12:54:11.814
3 -	52.613	29.287	1:21.900	86.99	0.811	12:55:33.714
4 -	52.434	28.898	1:21.332 (2)	87.59	0.243	12:56:55.046
5 -	52.978	28.626	1:21.604	87.30	0.515	12:58:16.650
6 -	52.346	28.743	1:21.089 (1)	87.86		12:59:37.739
7 -	52.782	29.810	1:22.592	86.26	1.503	13:01:00.331
8 -	53.358	29.509	1:22.867	85.97	1.778	13:02:23.198
9 -	53.053	29.554	1:22.607	86.24	1.518	13:03:45.805
10 -	52.578	29.417	1:21.995	86.89	0.906	13:05:07.800

P17 84 Ricardo BRANCO		Suzuki - IMP Racing				
IDEAL LAP TIME : 1:21.395		BEST LAP TIME : 1:21.606		DIFFERENCE : 0.211		
LAP	SECTOR 1	SECTOR 2	LAP TIME	MPH	DIFF	TIME OF DAY
1 -		28.901	1:26.797	82.08	5.191	12:52:45.651
2 -	52.885	29.236	1:22.121 (3)	86.75	0.515	12:54:07.772
3 -	53.612	28.800	1:22.412	86.45	0.806	12:55:30.184
4 -	52.869	28.737	1:21.606 (1)	87.30		12:56:51.790
5 -	52.998	29.023	1:22.021 (2)	86.86	0.415	12:58:13.811
6 -	53.269	29.053	1:22.322	86.54	0.716	12:59:36.133
7 -	53.427	30.487	1:23.914	84.90	2.308	13:01:00.047
8 -	53.173	29.194	1:22.367	86.49	0.761	13:02:22.414
9 -	53.401	29.594	1:22.995	85.84	1.389	13:03:45.409
10 -	52.658	29.971	1:22.629	86.22	1.023	13:05:08.038

Weather / Track : Bright / Dry

Donington Park National
Circuit Length = 1.9790 miles
Start: 12:51 Flag 13:04 End: 13:05

BMCRC - MRO Championships 2019 - Rnd 4 @ Donington Park

MRO Minitwins & BMCRC Rookie Minitwins

RACE 12 - SECTOR ANALYSIS



SECTOR 1 = FL to I1, SECTOR 2 = I1 to FL, DIFF = Difference To Personal Best Lap, P = Crossed Finish Line in Pit Lane, D = Time Disallowed

P18 146		Simon GATES		Suzuki - Team Kawafati		
IDEAL LAP TIME : 1:21.178		BEST LAP TIME : 1:21.208		DIFFERENCE : 0.030		
LAP	SECTOR 1	SECTOR 2	LAP TIME	MPH	DIFF	TIME OF DAY
1 -		29.274	1:29.907	79.24	8.699	12:52:48.761
2 -	53.485	28.577	1:22.062	86.82	0.854	12:54:10.823
3 -	52.652	28.556	1:21.208 (1)	87.73		12:55:32.031
4 -	52.840	28.847	1:21.687 (3)	87.21	0.479	12:56:53.718
5 -	52.827	28.526	1:21.353 (2)	87.57	0.145	12:58:15.071
6 -	52.833	28.981	1:21.814	87.08	0.606	12:59:36.885
7 -	53.426	29.796	1:23.222	85.61	2.014	13:01:00.107
8 -	53.412	28.763	1:22.175	86.70	0.967	13:02:22.282
9 -	53.843	29.378	1:23.221	85.61	2.013	13:03:45.503
10 -	52.814	30.272	1:23.086	85.75	1.878	13:05:08.589

P19 171		Colin CLUNE		Suzuki -		
IDEAL LAP TIME : 1:21.271		BEST LAP TIME : 1:21.387		DIFFERENCE : 0.116		
LAP	SECTOR 1	SECTOR 2	LAP TIME	MPH	DIFF	TIME OF DAY
1 -		28.849	1:28.340	80.64	6.953	12:52:47.194
2 -	52.595	28.792	1:21.387 (1)	87.54		12:54:08.581
3 -	53.015	29.319	1:22.334	86.53	0.947	12:55:30.915
4 -	53.209	29.410	1:22.619	86.23	1.232	12:56:53.534
5 -	54.020	28.950	1:22.970	85.87	1.583	12:58:16.504
6 -	53.373	28.887	1:22.260 (3)	86.61	0.873	12:59:38.764
7 -	53.380	29.326	1:22.706	86.14	1.319	13:01:01.470
8 -	53.066	28.783	1:21.849 (2)	87.04	0.462	13:02:23.319
9 -	53.885	29.136	1:23.021	85.81	1.634	13:03:46.340
10 -	52.488	30.064	1:22.552	86.30	1.165	13:05:08.892

P20 181		Robert FRANKLIN		Suzuki - RCF GARDENS		
IDEAL LAP TIME : 1:21.465		BEST LAP TIME : 1:21.465		DIFFERENCE : 0.000		
LAP	SECTOR 1	SECTOR 2	LAP TIME	MPH	DIFF	TIME OF DAY
1 -		29.512	1:31.172	78.14	9.707	12:52:50.026
2 -	54.838	29.166	1:24.004	84.81	2.539	12:54:14.030
3 -	53.776	29.044	1:22.820	86.02	1.355	12:55:36.850
4 -	53.932	28.803	1:22.735 (3)	86.11	1.270	12:56:59.585
5 -	53.958	29.411	1:23.369	85.45	1.904	12:58:22.954
6 -	54.299	28.735	1:23.034	85.80	1.569	12:59:45.988
7 -	53.789	29.232	1:23.021	85.81	1.556	13:01:09.009
8 -	53.663	29.087	1:22.750	86.09	1.285	13:02:31.759
9 -	54.105	28.604	1:22.709 (2)	86.14	1.244	13:03:54.468
10 -	53.051	28.414	1:21.465 (1)	87.45		13:05:15.933

P21 39		Joshua CREW		Suzuki -		
IDEAL LAP TIME : 1:22.085		BEST LAP TIME : 1:22.085		DIFFERENCE : 0.000		
LAP	SECTOR 1	SECTOR 2	LAP TIME	MPH	DIFF	TIME OF DAY
1 -		29.551	1:30.913	78.36	8.828	12:52:49.767
2 -	55.047	29.204	1:24.251	84.56	2.166	12:54:14.018
3 -	53.960	29.485	1:23.445	85.38	1.360	12:55:37.463
4 -	53.804	29.094	1:22.898	85.94	0.813	12:57:00.361
5 -	53.523	29.315	1:22.838 (3)	86.00	0.753	12:58:23.199
6 -	54.170	29.162	1:23.332	85.49	1.247	12:59:46.531
7 -	53.763	29.323	1:23.086	85.75	1.001	13:01:09.617
8 -	53.588	29.055	1:22.643 (2)	86.20	0.558	13:02:32.260
9 -	53.940	29.053	1:22.993	85.84	0.908	13:03:55.253
10 -	53.095	28.990	1:22.085 (1)	86.79		13:05:17.338

P22 63		Steve SMULOVIC		Suzuki - SFC Racing		
IDEAL LAP TIME : 1:22.607		BEST LAP TIME : 1:22.607		DIFFERENCE : 0.000		
LAP	SECTOR 1	SECTOR 2	LAP TIME	MPH	DIFF	TIME OF DAY

Weather / Track : Bright / Dry

Donington Park National
Circuit Length = 1.9790 miles
Start: 12:51 Flag 13:04 End: 13:05

BMCRC - MRO Championships 2019 - Rnd 4 @ Donington Park

MRO Minitwins & BMCRC Rookie Minitwins

RACE 12 - SECTOR ANALYSIS



SECTOR 1 = FL to I1, SECTOR 2 = I1 to FL, DIFF = Difference To Personal Best Lap, P = Crossed Finish Line in Pit Lane, D = Time Disallowed

LAP	SECTOR 1	SECTOR 2	LAP TIME	MPH	DIFF	TIME OF DAY
1 -		29.725	1:31.753	77.64	9.146	12:52:50.607
2 -	54.488	29.366	1:23.854	84.96	1.247	12:54:14.461
3 -	54.116	29.623	1:23.739	85.08	1.132	12:55:38.200
4 -	53.661	28.946	1:22.607 (1)	86.24		12:57:00.807
5 -	53.901	29.810	1:23.711	85.10	1.104	12:58:24.518
6 -	53.939	29.341	1:23.280 (2)	85.55	0.673	12:59:47.798
7 -	53.891	29.887	1:23.778	85.04	1.171	13:01:11.576
8 -	54.013	29.602	1:23.615 (3)	85.20	1.008	13:02:35.191
9 -	54.161	30.018	1:24.179	84.63	1.572	13:03:59.370
10 -	54.745	30.260	1:25.005	83.81	2.398	13:05:24.375

P23 44		Tony PARKER		Suzuki - Emerald Elevators			
IDEAL LAP TIME : 1:24.188		BEST LAP TIME : 1:24.563		DIFFERENCE : 0.375			
LAP	SECTOR 1	SECTOR 2	LAP TIME	MPH	DIFF	TIME OF DAY	
1 -		30.724	1:33.723	76.01	9.160	12:52:52.577	
2 -	55.843	29.808	1:25.651	83.18	1.088	12:54:18.228	
3 -	55.873	29.595	1:25.468 (3)	83.36	0.905	12:55:43.696	
4 -	56.279	30.069	1:26.348	82.51	1.785	12:57:10.044	
5 -	56.248	30.250	1:26.498	82.36	1.935	12:58:36.542	
6 -	54.928	32.733	1:27.661	81.27	3.098	13:00:04.203	
7 -	56.155	30.252	1:26.407	82.45	1.844	13:01:30.610	
8 -	55.367	29.679	1:25.046 (2)	83.77	0.483	13:02:55.656	
9 -	55.303	29.260	1:24.563 (1)	84.25		13:04:20.219	

P24 51		Andrew DURANT		Suzuki -			
IDEAL LAP TIME : 1:25.118		BEST LAP TIME : 1:25.356		DIFFERENCE : 0.238			
LAP	SECTOR 1	SECTOR 2	LAP TIME	MPH	DIFF	TIME OF DAY	
1 -		30.619	1:33.305	76.35	7.949	12:52:52.159	
2 -	55.223	30.565	1:25.788 (3)	83.04	0.432	12:54:17.947	
3 -	55.960	30.058	1:26.018	82.82	0.662	12:55:43.965	
4 -	55.141	30.405	1:25.546 (2)	83.28	0.190	12:57:09.511	
5 -	56.638	30.978	1:27.616	81.31	2.260	12:58:37.127	
6 -	55.642	31.336	1:26.978	81.91	1.622	13:00:04.105	
7 -	55.829	31.098	1:26.927	81.96	1.571	13:01:31.032	
8 -	55.379	29.977	1:25.356 (1)	83.46		13:02:56.388	
9 -	55.732	30.320	1:26.052	82.79	0.696	13:04:22.440	

P25 50		Adam RIDGWELL		Suzuki -			
IDEAL LAP TIME : 1:25.184		BEST LAP TIME : 1:25.733		DIFFERENCE : 0.549			
LAP	SECTOR 1	SECTOR 2	LAP TIME	MPH	DIFF	TIME OF DAY	
1 -		30.461	1:34.835	75.12	9.102	12:52:53.689	
2 -	56.535	30.468	1:27.003	81.88	1.270	12:54:20.692	
3 -	57.109	30.053	1:27.162	81.74	1.429	12:55:47.854	
4 -	55.999	30.364	1:26.363	82.49	0.630	12:57:14.217	
5 -	55.997	30.209	1:26.206	82.64	0.473	12:58:40.423	
6 -	55.614	30.138	1:25.752 (2)	83.08	0.019	13:00:06.175	
7 -	55.131	30.602	1:25.733 (1)	83.10		13:01:31.908	
8 -	55.950	30.514	1:26.464	82.40	0.731	13:02:58.372	
9 -	55.593	30.304	1:25.897 (3)	82.94	0.164	13:04:24.269	

P26 159		Benn RIDGWELL		Suzuki - Ridgely Racing			
IDEAL LAP TIME : 1:25.376		BEST LAP TIME : 1:25.463		DIFFERENCE : 0.087			
LAP	SECTOR 1	SECTOR 2	LAP TIME	MPH	DIFF	TIME OF DAY	
1 -		30.128	1:32.958	76.64	7.495	12:52:51.812	
2 -	55.807	29.764	1:25.571 (2)	83.26	0.108	12:54:17.383	
3 -	55.612	29.851	1:25.463 (1)	83.36		12:55:42.846	
4 -	55.789	30.163	1:25.952 (3)	82.89	0.489	12:57:08.798	
5 -	56.970	30.475	1:27.445	81.47	1.982	12:58:36.243	
6 -	56.223	30.548	1:26.771	82.10	1.308	13:00:03.014	
7 -	57.440	30.881	1:28.321	80.66	2.858	13:01:31.335	

Weather / Track : Bright / Dry

Donington Park National
Circuit Length = 1.9790 miles
Start: 12:51 Flag 13:04 End: 13:05

BMCRC - MRO Championships 2019 - Rnd 4 @ Donington Park

MRO Minitwins & BMCRC Rookie Minitwins

RACE 12 - SECTOR ANALYSIS



SECTOR 1 = FL to I1, SECTOR 2 = I1 to FL, DIFF = Difference To Personal Best Lap, P = Crossed Finish Line in Pit Lane, D = Time Disallowed

8 -	55.965	30.686	1:26.651	82.22	1.188	13:02:57.986
9 -	56.517	30.082	1:26.599	82.27	1.136	13:04:24.585

P27	6	Andrew FIRTH	Suzuki - LTRmotorcycles.co.uk			
IDEAL LAP TIME : 1:25.132		BEST LAP TIME : 1:25.226		DIFFERENCE : 0.094		
LAP	SECTOR 1	SECTOR 2	LAP TIME	MPH	DIFF	TIME OF DAY
1 -		30.494	1:35.401	74.68	10.175	12:52:54.255
2 -	56.432	29.938	1:26.370	82.48	1.144	12:54:20.625
3 -	55.529	29.697	1:25.226 (1)	83.59		12:55:45.851
4 -	55.435	29.807	1:25.242 (2)	83.58	0.016	12:57:11.093
5 -	56.029	30.434	1:26.463	82.40	1.237	12:58:37.556
6 -	55.750	30.440	1:26.190 (3)	82.66	0.964	13:00:03.746
7 -	57.731	30.718	1:28.449	80.55	3.223	13:01:32.195
8 -	55.483	30.829	1:26.312	82.54	1.086	13:02:58.507
9 -	56.508	30.052	1:26.560	82.30	1.334	13:04:25.067

P28	43	Robert DAVIE	Suzuki -			
IDEAL LAP TIME : 1:24.707		BEST LAP TIME : 1:25.439		DIFFERENCE : 0.732		
LAP	SECTOR 1	SECTOR 2	LAP TIME	MPH	DIFF	TIME OF DAY
1 -		30.477	1:36.408	73.90	10.969	12:52:55.262
2 -	57.941	30.223	1:28.164	80.81	2.725	12:54:23.426
3 -	56.007	29.661	1:25.668 (2)	83.16	0.229	12:55:49.094
4 -	56.246	29.871	1:26.117	82.73	0.678	12:57:15.211
5 -	55.941	29.498	1:25.439 (1)	83.38		12:58:40.650
6 -	56.351	29.940	1:26.291	82.56	0.852	13:00:06.941
7 -	55.209	30.466	1:25.675 (3)	83.15	0.236	13:01:32.616
8 -	56.010	30.154	1:26.164	82.68	0.725	13:02:58.780
9 -	57.036	30.076	1:27.112	81.78	1.673	13:04:25.892

P29	112 R	James NAGY	Suzuki -			
IDEAL LAP TIME : 1:25.018		BEST LAP TIME : 1:25.541		DIFFERENCE : 0.523		
LAP	SECTOR 1	SECTOR 2	LAP TIME	MPH	DIFF	TIME OF DAY
1 -		30.922	1:36.103	74.13	10.562	12:52:54.957
2 -	55.927	29.905	1:25.832 (2)	83.00	0.291	12:54:20.789
3 -	57.126	30.094	1:27.220	81.68	1.679	12:55:48.009
4 -	56.077	30.449	1:26.526	82.34	0.985	12:57:14.535
5 -	56.122	30.253	1:26.375	82.48	0.834	12:58:40.910
6 -	56.423	30.105	1:26.528	82.33	0.987	13:00:07.438
7 -	55.113	30.428	1:25.541 (1)	83.28		13:01:32.979
8 -	55.893	30.201	1:26.094 (3)	82.75	0.553	13:02:59.073
9 -	56.780	30.127	1:26.907	81.98	1.366	13:04:25.980

P30	124 R	Jamie PATRICK	Suzuki - Avonside Group Serviced			
IDEAL LAP TIME : 1:25.406		BEST LAP TIME : 1:25.721		DIFFERENCE : 0.315		
LAP	SECTOR 1	SECTOR 2	LAP TIME	MPH	DIFF	TIME OF DAY
1 -		30.229	1:33.822	75.93	8.101	12:52:52.676
2 -	55.861	29.860	1:25.721 (1)	83.11		12:54:18.397
3 -	56.406	29.740	1:26.146 (3)	82.70	0.425	12:55:44.543
4 -	55.666	30.069	1:25.735 (2)	83.10	0.014	12:57:10.278
5 -	56.238	30.858	1:27.096	81.80	1.375	12:58:37.374
6 -	56.178	30.745	1:26.923	81.96	1.202	13:00:04.297
7 -	56.355	31.395	1:27.750	81.19	2.029	13:01:32.047
8 -	56.056	30.510	1:26.566	82.30	0.845	13:02:58.613
9 -	56.771	31.717	1:28.488	80.51	2.767	13:04:27.101

P31	91 R	James CHAPMAN	Suzuki -			
IDEAL LAP TIME : 1:24.400		BEST LAP TIME : 1:25.145		DIFFERENCE : 0.745		
LAP	SECTOR 1	SECTOR 2	LAP TIME	MPH	DIFF	TIME OF DAY
1 -		30.705	1:36.990	73.45	11.845	12:52:55.844

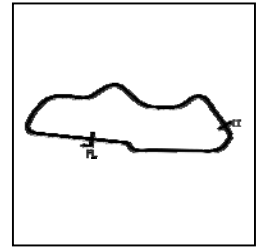
Weather / Track : Bright / Dry

Donington Park National
Circuit Length = 1.9790 miles
Start: 12:51 Flag 13:04 End: 13:05

BMCRC - MRO Championships 2019 - Rnd 4 @ Donington Park

MRO Minitwins & BMCRC Rookie Minitwins

RACE 12 - SECTOR ANALYSIS



SECTOR 1 = FL to I1, SECTOR 2 = I1 to FL, DIFF = Difference To Personal Best Lap, P = Crossed Finish Line in Pit Lane, D = Time Disallowed

2 -	56.474	29.901	1:26.375 (3)	82.48	1.230	12:54:22.219
3 -	56.009	30.386	1:26.395	82.46	1.250	12:55:48.614
4 -	55.753	30.707	1:26.460	82.40	1.315	12:57:15.074
5 -	56.509	30.094	1:26.603	82.26	1.458	12:58:41.677
6 -	56.553	30.124	1:26.677	82.19	1.532	13:00:08.354
7 -	54.499	30.646	1:25.145 (1)	83.67		13:01:33.499
8 -	55.780	30.190	1:25.970 (2)	82.87	0.825	13:02:59.469
9 -	56.768	30.945	1:27.713	81.22	2.568	13:04:27.182

P32 199		Michael FROST		Suzuki -		
IDEAL LAP TIME : 1:26.943		BEST LAP TIME : 1:27.162		DIFFERENCE : 0.219		
LAP	SECTOR 1	SECTOR 2	LAP TIME	MPH	DIFF	TIME OF DAY
1 -		31.187	1:38.127	72.60	10.965	12:52:56.981
2 -	58.244	31.036	1:29.280	79.80	2.118	12:54:26.261
3 -	57.210	31.213	1:28.423	80.57	1.261	12:55:54.684
4 -	57.511	30.810	1:28.321	80.66	1.159	12:57:23.005
5 -	57.008	30.620	1:27.628 (3)	81.30	0.466	12:58:50.633
6 -	56.714	30.551	1:27.265 (2)	81.64	0.103	13:00:17.898
7 -	57.045	31.190	1:28.235	80.74	1.073	13:01:46.133
8 -	57.357	30.726	1:28.083	80.88	0.921	13:03:14.216
9 -	56.392	30.770	1:27.162 (1)	81.74		13:04:41.378

P33 152		Jason ALLEN		Suzuki -		
IDEAL LAP TIME : 1:25.687		BEST LAP TIME : 1:26.185		DIFFERENCE : 0.498		
LAP	SECTOR 1	SECTOR 2	LAP TIME	MPH	DIFF	TIME OF DAY
1 -		30.463	1:49.213	65.23	23.028	12:53:08.067
2 -	55.623	31.138	1:26.761	82.11	0.576	12:54:34.828
3 -	56.028	30.354	1:26.382 (2)	82.47	0.197	12:56:01.210
4 -	56.415	30.174	1:26.589 (3)	82.28	0.404	12:57:27.799
5 -	56.139	30.466	1:26.605	82.26	0.420	12:58:54.404
6 -	56.442	30.628	1:27.070	81.82	0.885	13:00:21.474
7 -	56.448	30.706	1:27.154	81.74	0.969	13:01:48.628
8 -	56.121	30.064	1:26.185 (1)	82.66		13:03:14.813
9 -	56.204	30.541	1:26.745	82.13	0.560	13:04:41.558

P34 415 R		Alan HENSBY		Suzuki -		
IDEAL LAP TIME : 1:28.888		BEST LAP TIME : 1:29.638		DIFFERENCE : 0.750		
LAP	SECTOR 1	SECTOR 2	LAP TIME	MPH	DIFF	TIME OF DAY
1 -		31.739	1:39.909	71.31	10.271	12:52:58.763
2 -	1:00.558	31.850	1:32.408	77.09	2.770	12:54:31.171
3 -	58.978	32.092	1:31.070	78.23	1.432	12:56:02.241
4 -	58.932	32.047	1:30.979	78.31	1.341	12:57:33.220
5 -	59.031	31.254	1:30.285	78.91	0.647	12:59:03.505
6 -	58.587	32.715	1:31.302	78.03	1.664	13:00:34.807
7 -	57.777	31.861	1:29.638 (1)	79.48		13:02:04.445
8 -	57.634	32.576	1:30.210 (3)	78.97	0.572	13:03:34.655
9 -	57.666	32.269	1:29.935 (2)	79.21	0.297	13:05:04.590

P35 70 R		Vanessa GILLAM		Suzuki - No More Straps		
IDEAL LAP TIME : 1:32.984		BEST LAP TIME : 1:33.620		DIFFERENCE : 0.636		
LAP	SECTOR 1	SECTOR 2	LAP TIME	MPH	DIFF	TIME OF DAY
1 -		33.718	1:44.637	68.08	11.017	12:53:03.491
2 -	1:03.997	33.787	1:37.784	72.86	4.164	12:54:41.275
3 -	1:02.168	33.007	1:35.175	74.85	1.555	12:56:16.450
4 -	1:01.635	32.679	1:34.314 (3)	75.54	0.694	12:57:50.764
5 -	1:02.165	32.336	1:34.501	75.39	0.881	12:59:25.265
6 -	1:00.648	34.619	1:35.267	74.78	1.647	13:01:00.532
7 -	1:01.616	32.764	1:34.380	75.48	0.760	13:02:34.912
8 -	1:00.958	32.990	1:33.948 (2)	75.83	0.328	13:04:08.860
9 -	1:00.875	32.745	1:33.620 (1)	76.10		13:05:42.480

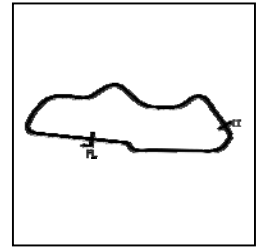
Weather / Track : Bright / Dry

Donington Park National
Circuit Length = 1.9790 miles
Start: 12:51 Flag 13:04 End: 13:05

BMCRC - MRO Championships 2019 - Rnd 4 @ Donington Park

MRO Minitwins & BMCRC Rookie Minitwins

RACE 12 - SECTOR ANALYSIS



SECTOR 1 = FL to I1, SECTOR 2 = I1 to FL, DIFF = Difference To Personal Best Lap, P = Crossed Finish Line in Pit Lane, D = Time Disallowed

P36 26		Glynn DAVIES		Suzuki -		
IDEAL LAP TIME : 1:16.829		BEST LAP TIME : 1:16.918		DIFFERENCE : 0.089		
LAP	SECTOR 1	SECTOR 2	LAP TIME	MPH	DIFF	TIME OF DAY
1 -		27.429	1:20.922	88.04	4.004	12:52:39.776
2 -	50.096	27.682	1:17.778 (3)	91.60	0.860	12:53:57.554
3 -	50.189	27.701	1:17.890	91.47	0.972	12:55:15.444
4 -	50.622	28.515	1:19.137	90.02	2.219	12:56:34.581
5 -	49.703	27.215	1:16.918 (1)	92.62		12:57:51.499
6 -	49.614	27.459	1:17.073 (2)	92.44	0.155	12:59:08.572

P37 192		Daniel MOFFA		Suzuki - DM Racing		
IDEAL LAP TIME : 1:18.154		BEST LAP TIME : 1:18.156		DIFFERENCE : 0.002		
LAP	SECTOR 1	SECTOR 2	LAP TIME	MPH	DIFF	TIME OF DAY
1 -		27.893	1:23.850	84.96	5.694	12:52:42.704
2 -	51.250	28.498	1:19.748	89.33	1.592	12:54:02.452
3 -	50.596	28.098	1:18.694 (3)	90.53	0.538	12:55:21.146
4 -	50.348	27.808	1:18.156 (1)	91.15		12:56:39.302
5 -	50.436	28.046	1:18.482 (2)	90.78	0.326	12:57:57.784
6 -	51.166	27.806	1:18.972	90.21	0.816	12:59:16.756

P38 126		Damien LECHAUVE		Suzuki -		
IDEAL LAP TIME : 1:35.487		BEST LAP TIME :		DIFFERENCE :		
LAP	SECTOR 1	SECTOR 2	LAP TIME	MPH	DIFF	TIME OF DAY
1 -		30.338	1:35.888	74.30		12:52:54.742
2 -	1:05.149	IN PIT	1:48.680 P	65.55		12:54:43.422

BMCRC - MRO Championships 2019 - Rnd 4 @ Donington Park

MRO Minitwins & BMCRC Rookie Minitwins

RACE 12 - BEST SECTORS

SECTOR 1			SECTOR 2			IDEAL / BEST COMPARISON						
POS	NO	NAME	TIME	NO	NAME	TIME	POS	NO	NAME	IDEAL	BEST	DIFF
									PERFECT LAP	1:16.311		
1	184	TWYFORD	49.177	184	TWYFORD	27.134	1	184	TWYFORD	1:16.311	1:16.549	0.238
2	9	TAYLOR	49.357	78	POVAH	27.140	2	78	POVAH	1:16.643	1:16.666	0.023
3	78	POVAH	49.503	74	SINGLETON	27.195	3	9	TAYLOR	1:16.668	1:16.668	0.000
4	26	DAVIES	49.614	26	DAVIES	27.215	4	26	DAVIES	1:16.829	1:16.918	0.089
5	74	SINGLETON	49.939	9	TAYLOR	27.311	5	74	SINGLETON	1:17.134	1:17.320	0.186
6	232	WETHERELL	50.269	232	WETHERELL	27.377	6	232	WETHERELL	1:17.646	1:17.807	0.161
7	17	DOWNES (R)	50.337	17	DOWNES (R)	27.460	7	17	DOWNES (R)	1:17.797	1:17.797	0.000
8	192	MOFFA	50.348	56	INGHAM	27.475	8	19	LILLEY	1:18.035	1:18.096	0.061
9	19	LILLEY	50.415	13	GREEN	27.608	9	56	INGHAM	1:18.081	1:18.388	0.307
10	5	MANTELL	50.465	19	LILLEY	27.620	10	192	MOFFA	1:18.154	1:18.156	0.002
11	56	INGHAM	50.606	5	MANTELL	27.789	11	5	MANTELL	1:18.254	1:18.559	0.305
12	13	GREEN	50.754	192	MOFFA	27.806	12	13	GREEN	1:18.362	1:18.457	0.095
13	156	STONE	51.292	156	STONE	28.114	13	156	STONE	1:19.406	1:19.461	0.055
14	34	THOMAS (R)	51.820	34	THOMAS (R)	28.204	14	34	THOMAS (R)	1:20.024	1:20.037	0.013
15	81	MAY	51.994	80	STEWART	28.329	15	81	MAY	1:20.543	1:20.942	0.399
16	80	STEWART	52.346	181	FRANKLIN	28.414	16	80	STEWART	1:20.675	1:21.089	0.414
17	0	STANLEY	52.353	0	STANLEY	28.455	17	0	STANLEY	1:20.808	1:20.996	0.188
18	88	NOAH	52.441	146	GATES	28.526	18	88	NOAH	1:21.174	1:21.227	0.053
19	171	CLUNE	52.488	81	MAY	28.549	19	146	GATES	1:21.178	1:21.208	0.030
20	146	GATES	52.652	88	NOAH	28.733	20	171	CLUNE	1:21.271	1:21.387	0.116
21	84	BRANCO	52.658	84	BRANCO	28.737	21	84	BRANCO	1:21.395	1:21.606	0.211
22	181	FRANKLIN	53.051	171	CLUNE	28.783	22	181	FRANKLIN	1:21.465	1:21.465	0.000
23	39	CREW	53.095	63	SMULOVIC	28.946	23	39	CREW	1:22.085	1:22.085	0.000
24	63	SMULOVIC	53.661	39	CREW	28.990	24	63	SMULOVIC	1:22.607	1:22.607	0.000
25	91	CHAPMAN	54.499	44	PARKER	29.260	25	44	PARKER	1:24.188	1:24.563	0.375
26	44	PARKER	54.928	43	DAVIE	29.498	26	91	CHAPMAN	1:24.400	1:25.145	0.745
27	112	NAGY	55.113	6	FIRTH	29.697	27	43	DAVIE	1:24.707	1:25.439	0.732
28	50	RIDGWELL	55.131	124	PATRICK	29.740	28	112	NAGY	1:25.018	1:25.541	0.523
29	51	DURANT	55.141	159	RIDGWELL	29.764	29	51	DURANT	1:25.118	1:25.356	0.238
30	43	DAVIE	55.209	91	CHAPMAN	29.901	30	6	FIRTH	1:25.132	1:25.226	0.094
31	6	FIRTH	55.435	112	NAGY	29.905	31	50	RIDGWELL	1:25.184	1:25.733	0.549
32	159	RIDGWELL	55.612	51	DURANT	29.977	32	159	RIDGWELL	1:25.376	1:25.463	0.087
33	152	ALLEN	55.623	50	RIDGWELL	30.053	33	124	PATRICK	1:25.406	1:25.721	0.315
34	124	PATRICK	55.666	152	ALLEN	30.064	34	152	ALLEN	1:25.687	1:26.185	0.498
35	199	FROST	56.392	126	LECHAUVE	30.338	35	199	FROST	1:26.943	1:27.162	0.219
36	415	HENSBY	57.634	199	FROST	30.551	36	415	HENSBY	1:28.888	1:29.638	0.750
37	70	GILLAM	1:00.648	415	HENSBY	31.254	37	70	GILLAM	1:32.984	1:33.620	0.636
38	126	LECHAUVE	1:05.149	70	GILLAM	32.336	38	126	LECHAUVE	1:35.487		

Weather / Track : Bright / Dry

Donington Park National
Circuit Length = 1.9790 miles
Start: 12:51 Flag 13:04 End: 13:05

Results can be found at www.tsl-timing.com

Printed - 13:07 Sunday, 19 May 2019

BMCRC - MRO Championships 2019 - Rnd 4 @ Donington Park



MRO Minitwins & BMCRC Rookie Minitwins

RACE 23 - GRID (10 Laps)

ROW 13	39	48 Shaun WALLIS	38	126 Damien LECHAUVE	37	70 Vanessa GILLAM	1:33.620
ROW 12	36	415 Alan HENSBY	35	199 Michael FROST	34	152 Jason ALLEN	1:29.638 1:27.162 1:26.185
ROW 11	33	50 Adam RIDGWELL	32	124 Jamie PATRICK	31	112 James NAGY	1:25.733 1:25.721 1:25.541
ROW 10	30	159 Benn RIDGWELL	29	43 Robert DAVIE	28	51 Andrew DURANT	1:25.463 1:25.439 1:25.356
ROW 9	27	6 Andrew FIRTH	26	91 James CHAPMAN	25	44 Tony PARKER	1:25.226 1:25.145 1:24.563
ROW 8	24	63 Steve SMULOVIC	23	39 Joshua CREW	22	84 Ricardo BRANCO	1:22.607 1:22.085 1:21.606
ROW 7	21	181 Robert FRANKLIN	20	171 Colin CLUNE	19	88 Michael NOAH	1:21.465 1:21.387 1:21.227
ROW 6	18	146 Simon GATES	17	80 Leon STEWART	16	0 Luke STANLEY	1:21.208 1:21.089 1:20.996
ROW 5	15	81 Malvern MAY	14	34 Dan THOMAS (R)	13	156 Michael STONE	1:20.942 1:20.037 1:19.461
ROW 4	12	5 Barry MANTELL	11	13 Wil GREEN	10	56 Jamie INGHAM	1:18.559 1:18.457 1:18.388
ROW 3	9	192 Daniel MOFFA	8	19 Kevin LILLEY	7	232 Matt WETHERELL	1:18.156 1:18.096 1:17.807
ROW 2	6	17 Tommy DOWNES (R)	5	74 Daniel SINGLETON	4	26 Glynn DAVIES	1:17.797 1:17.320 1:16.918
ROW 1	3	9 Mark TAYLOR	2	78 Keith POVAH	1	184 David TWYFORD	1:16.668 1:16.666 1:16.549

Pole

Donington Park National
Circuit Length = 1.9790 miles

These results are provisional until the conclusion of any judicial and technical matters.

Clerk Of Course :	Timekeeper :
-------------------	--------------

Results can be found at www.tsl-timing.com

Printed - 13:08 Sunday, 19 May 2019



BMCRC - MRO Championships 2019 - Rnd 4 @ Donington Park



MRO Minitwins & BMCRC Rookie Minitwins

RACE 23 - CLASSIFICATION

POS	NO	CL	PIC NAME	ENTRY	LAPS	TIME	GAP	DIFF	MPH	BEST	ON
1	78		1 Keith POVAH	Suzuki - 78Plate.com Screenprinting/@crap.sack	10	12:58.166			91.38	1:16.221	7
2	26		2 Glynn DAVIES	Suzuki -	10	12:58.552	0.386	0.386	91.33	1:16.692	5
3	74		3 Daniel SINGLETON	Suzuki - Bambino Developments Racing	10	12:59.789	1.623	1.237	91.19	1:16.516	7
4	9		4 Mark TAYLOR	Suzuki - SDC Performance	10	13:07.525	9.359	7.736	90.29	1:17.142	2
5	13		5 Wll GREEN	Suzuki - Faith Fueled Racing	10	13:17.027	18.861	9.502	89.21	1:18.124	7
6	232	R	1 Matt WETHERELL	Suzuki - MSG Racing/Lamonde.com/FWR Tyres	10	13:17.348	19.182	0.321	89.18	1:18.183	4
7	56		6 Jamie INGHAM	Suzuki - Oadby motorcycle services	10	13:17.613	19.447	0.265	89.15	1:18.114	4
8	17	R	2 Tommy DOWNES (R)	Suzuki - Ray Gnarley/ MoreMoto	10	13:18.461	20.295	0.848	89.05	1:18.486	9
9	192		7 Daniel MOFFA	Suzuki - DM Racing	10	13:18.796	20.630	0.335	89.02	1:18.476	7
10	5		8 Barry MANTELL	Suzuki - Swedish car connection	10	13:20.027	21.861	1.231	88.88	1:18.401	5
11	156		9 Michael STONE	Suzuki -	10	13:28.714	30.548	8.687	87.92	1:19.695	6
12	34	R	3 Dan THOMAS (R)	Suzuki -	10	13:43.549	45.383	14.835	86.34	1:20.968	3
13	88	R	4 Michael NOAH	Suzuki -	10	13:44.717	46.551	1.168	86.22	1:20.983	7
14	84		10 Ricardo BRANCO	Suzuki - IMP Racing	10	13:48.404	50.238	3.687	85.83	1:21.467	7
15	81		11 Malvern MAY	Suzuki -	10	13:48.974	50.808	0.570	85.78	1:21.578	9
16	146		12 Simon GATES	Suzuki - Team Kawafati	10	13:49.507	51.341	0.533	85.72	1:21.147	7
17	171		13 Colin CLUNE	Suzuki -	10	13:49.893	51.727	0.386	85.68	1:21.248	9
18	0		14 Luke STANLEY	Suzuki - Urban Race Tribe	10	13:50.068	51.902	0.175	85.66	1:21.277	9
19	80		15 Leon STEWART	Suzuki -	10	13:50.245	52.079	0.177	85.64	1:20.873	9
20	181		16 Robert FRANKLIN	Suzuki - RCF GARDENS	10	13:55.290	57.124	5.045	85.13	1:21.976	4
21	39		17 Joshua CREW	Suzuki -	10	13:55.684	57.518	0.394	85.09	1:21.952	6
22	126		18 Damien LECHAUVE	Suzuki -	9	13:01.244	1 Lap	1 Lap	81.90	1:24.337	7
23	63		19 Steve SMULOVIC	Suzuki - SFC Racing	9	13:02.018	1 Lap	0.774	81.82	1:25.341	6
24	6		20 Andrew FIRTH	Suzuki - LTRmotorcycles.co.uk	9	13:07.023	1 Lap	5.005	81.30	1:24.863	9
25	44		21 Tony PARKER	Suzuki - Emerald Elevators	9	13:10.007	1 Lap	2.984	80.99	1:25.797	8
26	50		22 Adam RIDGWELL	Suzuki -	9	13:10.965	1 Lap	0.958	80.89	1:25.413	8
27	43		23 Robert DAVIE	Suzuki -	9	13:11.023	1 Lap	0.058	80.88	1:25.591	9
28	51		24 Andrew DURANT	Suzuki -	9	13:14.110	1 Lap	3.087	80.57	1:26.130	6
29	91	R	5 James CHAPMAN	Suzuki -	9	13:15.460	1 Lap	1.350	80.43	1:26.064	6
30	199		25 Michael FROST	Suzuki -	9	13:17.850	1 Lap	2.390	80.19	1:26.104	6
31	159		26 Benn RIDGWELL	Suzuki - Ridgely Racing	9	13:18.712	1 Lap	0.862	80.11	1:26.306	5
32	415	R	6 Alan HENSBY	Suzuki -	9	13:28.238	1 Lap	9.526	79.16	1:26.347	6
33	70	R	7 Vanessa GILLAM	Suzuki - No More Straps	9	14:20.473	1 Lap	52.235	74.36	1:33.085	6

NOT CLASSIFIED

DNF	112	R	James NAGY	Suzuki -	8	11:40.156	2 Laps	1 Lap	81.21	1:25.599	7
DNF	184		David TWYFORD	Suzuki -	7	9:04.588	3 Laps	1 Lap	91.32	1:16.695	6
DNF	19		Kevin LILLEY	Suzuki - Vanson Leathers	7	9:16.296	3 Laps	11.708	89.40	1:18.560	3

FASTEST LAP

78			Keith POVAH	Suzuki - 78Plate.com Screenprinting/@crap.sack	7	1:16.221		93.47 mph		150.43 kph	
232	R		Matt WETHERELL	Suzuki - MSG Racing/Lamonde.com/FWR Tyres	4	1:18.183		91.12 mph		146.65 kph	

Class - 92.5% of Race Speed = 84.52 mph
 Class R - 92.5% of Race Speed = 82.49 mph

Weather / Track : Cloudy / Dry

These results are provisional until the conclusion of any judicial and technical matters.

Donington Park National
 Circuit Length = 1.9790 miles
 Start: 16:46 Flag 16:59 End: 17:01

Clerk Of Course :	Timekeeper :
-------------------	--------------

Results can be found at www.tsl-timing.com

Printed - 17:02 Sunday, 19 May 2019



BMCRC - MRO Championships 2019 - Rnd 4 @ Donington Park

MRO Minitwins & BMCRC Rookie Minitwins

RACE 23 - LAP CHART

34	40.835	1:21.523
88	42.084	1:21.260
84	44.923	1:21.965
81	45.279	1:21.578
146	45.414	1:21.550
171	45.453	1:21.248
0	45.876	1:21.277
80	46.913	1:20.873
181	50.791	1:22.737
39	51.337	1:22.817
70	1 Lap	1:34.867

LAP 10	@ 16:59:09.029
---------------	----------------

NO	BEHIND	LAP TIME
78		1:16.965
26	0.386	1:16.933
74	1.623	1:17.722
126	1 Lap	1:25.854
63	1 Lap	1:26.066
6	1 Lap	1:24.863
9	9.359	1:19.954
44	1 Lap	1:26.320
50	1 Lap	1:27.294
43	1 Lap	1:25.591
51	1 Lap	1:26.864
91	1 Lap	1:26.099
13	18.861	1:19.882
232	19.182	1:19.473
56	19.447	1:20.160
199	1 Lap	1:29.201
17	20.295	1:18.699
159	1 Lap	1:30.255
192	20.630	1:19.901
5	21.861	1:21.766
415	1 Lap	1:28.559
156	30.548	1:21.340
34	45.383	1:21.513
88	46.551	1:21.432
84	50.238	1:22.280
81	50.808	1:22.494
146	51.341	1:22.892
171	51.727	1:23.239
0	51.902	1:22.991
80	52.079	1:22.131
181	57.124	1:23.298
39	57.518	1:23.146
70	1 Lap	1:33.108

Weather / Track : Cloudy / Dry

BMCRC - MRO Championships 2019 - Rnd 4 @ Donington Park

MRO Minitwins & BMCRC Rookie Minitwins

RACE 23 - SECTOR ANALYSIS



SECTOR 1 = FL to I1, SECTOR 2 = I1 to FL, DIFF = Difference To Personal Best Lap, P = Crossed Finish Line in Pit Lane, D = Time Disallowed

P1 78		Keith POVAH		Suzuki - 78Plate.com Screenprinting/@crap.sack		
IDEAL LAP TIME : 1:16.218		BEST LAP TIME : 1:16.221		DIFFERENCE : 0.003		
LAP	SECTOR 1	SECTOR 2	LAP TIME	MPH	DIFF	TIME OF DAY
1 -		27.290	1:22.023	86.86	5.802	16:47:32.886
2 -	49.896	27.329	1:17.225	92.25	1.004	16:48:50.111
3 -	49.838	27.206	1:17.044	92.47	0.823	16:50:07.155
4 -	49.992	27.489	1:17.481	91.95	1.260	16:51:24.636
5 -	49.677	27.490	1:17.167	92.32	0.946	16:52:41.803
6 -	50.710	27.104	1:17.814	91.55	1.593	16:53:59.617
7 -	49.340	26.881	1:16.221 (1)	93.47		16:55:15.838
8 -	49.337	27.202	1:16.539 (2)	93.08	0.318	16:56:32.377
9 -	52.052	27.635	1:19.687	89.40	3.466	16:57:52.064
10 -	49.837	27.128	1:16.965 (3)	92.56	0.744	16:59:09.029

P2 26		Glynn DAVIES		Suzuki -		
IDEAL LAP TIME : 1:16.618		BEST LAP TIME : 1:16.692		DIFFERENCE : 0.074		
LAP	SECTOR 1	SECTOR 2	LAP TIME	MPH	DIFF	TIME OF DAY
1 -		27.245	1:21.383	87.54	4.691	16:47:32.246
2 -	50.048	27.108	1:17.156	92.34	0.464	16:48:49.402
3 -	50.006	27.071	1:17.077	92.43	0.385	16:50:06.479
4 -	50.460	27.478	1:17.938	91.41	1.246	16:51:24.417
5 -	49.669	27.023	1:16.692 (1)	92.89		16:52:41.109
6 -	49.748	27.124	1:16.872 (2)	92.68	0.180	16:53:57.981
7 -	49.759	27.212	1:16.971	92.56	0.279	16:55:14.952
8 -	49.990	27.283	1:17.273	92.20	0.581	16:56:32.225
9 -	52.497	27.760	1:20.257	88.77	3.565	16:57:52.482
10 -	49.984	26.949	1:16.933 (3)	92.60	0.241	16:59:09.415

P3 74		Daniel SINGLETON		Suzuki - Bambino Developments Racing		
IDEAL LAP TIME : 1:16.360		BEST LAP TIME : 1:16.516		DIFFERENCE : 0.156		
LAP	SECTOR 1	SECTOR 2	LAP TIME	MPH	DIFF	TIME OF DAY
1 -		27.132	1:22.122	86.75	5.606	16:47:32.985
2 -	49.995	27.178	1:17.173	92.32	0.657	16:48:50.158
3 -	50.265	27.385	1:17.650	91.75	1.134	16:50:07.808
4 -	50.206	27.084	1:17.290	92.18	0.774	16:51:25.098
5 -	49.538	27.430	1:16.968 (2)	92.56	0.452	16:52:42.066
6 -	50.856	26.822	1:17.678	91.72	1.162	16:53:59.744
7 -	49.575	26.941	1:16.516 (1)	93.11		16:55:16.260
8 -	49.917	27.089	1:17.006 (3)	92.52	0.490	16:56:33.266
9 -	51.951	27.713	1:19.664	89.43	3.148	16:57:52.930
10 -	50.575	27.147	1:17.722	91.66	1.206	16:59:10.652

P4 9		Mark TAYLOR		Suzuki - SDC Performance		
IDEAL LAP TIME : 1:17.104		BEST LAP TIME : 1:17.142		DIFFERENCE : 0.038		
LAP	SECTOR 1	SECTOR 2	LAP TIME	MPH	DIFF	TIME OF DAY
1 -		27.555	1:22.426	86.43	5.284	16:47:33.289
2 -	49.902	27.240	1:17.142 (1)	92.35		16:48:50.431
3 -	50.218	27.507	1:17.725	91.66	0.583	16:50:08.156
4 -	50.055	27.311	1:17.366 (3)	92.09	0.224	16:51:25.522
5 -	50.098	27.202	1:17.300 (2)	92.16	0.158	16:52:42.822
6 -	51.322	27.217	1:18.539	90.71	1.397	16:54:01.361
7 -	50.343	27.638	1:17.981	91.36	0.839	16:55:19.342
8 -	50.549	28.181	1:18.730	90.49	1.588	16:56:38.072
9 -	51.185	29.177	1:20.362	88.65	3.220	16:57:58.434
10 -	51.507	28.447	1:19.954	89.10	2.812	16:59:18.388

P5 13		Wil GREEN		Suzuki - Faith Fueled Racing		
IDEAL LAP TIME : 1:18.120		BEST LAP TIME : 1:18.124		DIFFERENCE : 0.004		
LAP	SECTOR 1	SECTOR 2	LAP TIME	MPH	DIFF	TIME OF DAY
1 -						
2 -						
3 -						
4 -						
5 -						
6 -						
7 -						
8 -						
9 -						
10 -						

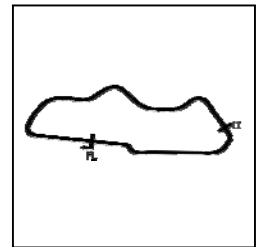
Weather / Track : Cloudy / Dry

Donington Park National
 Circuit Length = 1.9790 miles
 Start: 16:46 Flag 16:59 End: 17:01

BMCRC - MRO Championships 2019 - Rnd 4 @ Donington Park

MRO Minitwins & BMCRC Rookie Minitwins

RACE 23 - SECTOR ANALYSIS



SECTOR 1 = FL to I1, SECTOR 2 = I1 to FL, DIFF = Difference To Personal Best Lap, P = Crossed Finish Line in Pit Lane, D = Time Disallowed

1 -		28.145	1:24.941	83.87	6.817	16:47:35.804
2 -	50.904	28.090	1:18.994	90.19	0.870	16:48:54.798
3 -	51.164	28.283	1:19.447	89.67	1.323	16:50:14.245
4 -	51.227	27.657	1:18.884 (3)	90.31	0.760	16:51:33.129
5 -	50.757	27.502	1:18.259 (2)	91.03	0.135	16:52:51.388
6 -	51.457	28.039	1:19.496	89.62	1.372	16:54:10.884
7 -	50.618	27.506	1:18.124 (1)	91.19		16:55:29.008
8 -	50.987	28.185	1:19.172	89.98	1.048	16:56:48.180
9 -	51.435	28.393	1:19.828	89.24	1.704	16:58:08.008
10 -	50.996	28.886	1:19.882	89.18	1.758	16:59:27.890

P6 232 R Matt WETHERELL			Suzuki - MSG Racing/Lamonde.com/FWR Tyres			
IDEAL LAP TIME : 1:17.970		BEST LAP TIME : 1:18.183		DIFFERENCE : 0.213		
LAP	SECTOR 1	SECTOR 2	LAP TIME	MPH	DIFF	TIME OF DAY
1 -		28.189	1:23.774	85.04	5.591	16:47:34.637
2 -	50.622	27.898	1:18.520	90.73	0.337	16:48:53.157
3 -	51.095	28.882	1:19.977	89.08	1.794	16:50:13.134
4 -	50.649	27.534	1:18.183 (1)	91.12		16:51:31.317
5 -	50.950	28.835	1:19.785	89.29	1.602	16:52:51.102
6 -	50.617	27.873	1:18.490 (3)	90.77	0.307	16:54:09.592
7 -	50.436	27.904	1:18.340 (2)	90.94	0.157	16:55:27.932
8 -	52.266	29.038	1:21.304	87.62	3.121	16:56:49.236
9 -	51.039	28.463	1:19.502	89.61	1.319	16:58:08.738
10 -	50.608	28.865	1:19.473	89.64	1.290	16:59:28.211

P7 56 Jamie INGHAM			Suzuki - Oadby motorcycle services			
IDEAL LAP TIME : 1:18.114		BEST LAP TIME : 1:18.114		DIFFERENCE : 0.000		
LAP	SECTOR 1	SECTOR 2	LAP TIME	MPH	DIFF	TIME OF DAY
1 -		27.880	1:24.529	84.28	6.415	16:47:35.392
2 -	50.881	27.552	1:18.433 (2)	90.83	0.319	16:48:53.825
3 -	50.970	28.207	1:19.177	89.98	1.063	16:50:13.002
4 -	50.662	27.452	1:18.114 (1)	91.20		16:51:31.116
5 -	51.107	27.936	1:19.043	90.13	0.929	16:52:50.159
6 -	50.873	27.592	1:18.465 (3)	90.80	0.351	16:54:08.624
7 -	51.046	28.382	1:19.428	89.69	1.314	16:55:28.052
8 -	51.642	28.048	1:19.690	89.40	1.576	16:56:47.742
9 -	51.807	28.767	1:20.574	88.42	2.460	16:58:08.316
10 -	50.891	29.269	1:20.160	88.88	2.046	16:59:28.476

P8 17 R Tommy DOWNES (R)			Suzuki - Ray Gnarley/ MoreMoto			
IDEAL LAP TIME : 1:18.080		BEST LAP TIME : 1:18.486		DIFFERENCE : 0.406		
LAP	SECTOR 1	SECTOR 2	LAP TIME	MPH	DIFF	TIME OF DAY
1 -		27.789	1:23.229	85.60	4.743	16:47:34.092
2 -	50.772	27.827	1:18.599 (3)	90.64	0.113	16:48:52.691
3 -	51.519	28.223	1:19.742	89.34	1.256	16:50:12.433
4 -	50.634	27.919	1:18.553 (2)	90.69	0.067	16:51:30.986
5 -	51.053	27.886	1:18.939	90.25	0.453	16:52:49.925
6 -	55.245	28.792	1:24.037	84.77	5.551	16:54:13.962
7 -	51.243	28.060	1:19.303	89.84	0.817	16:55:33.265
8 -	50.886	27.988	1:18.874	90.32	0.388	16:56:52.139
9 -	50.767	27.719	1:18.486 (1)	90.77		16:58:10.625
10 -	50.361	28.338	1:18.699	90.53	0.213	16:59:29.324

P9 192 Daniel MOFFA			Suzuki - DM Racing			
IDEAL LAP TIME : 1:18.225		BEST LAP TIME : 1:18.476		DIFFERENCE : 0.251		
LAP	SECTOR 1	SECTOR 2	LAP TIME	MPH	DIFF	TIME OF DAY
1 -		28.062	1:24.346	84.46	5.870	16:47:35.209
2 -	50.829	27.703	1:18.532 (2)	90.72	0.056	16:48:53.741
3 -	50.841	28.679	1:19.520	89.59	1.044	16:50:13.261
4 -	50.897	27.913	1:18.810	90.40	0.334	16:51:32.071

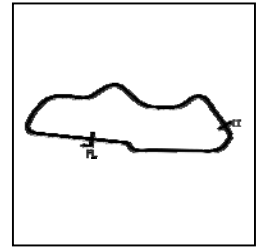
Weather / Track : Cloudy / Dry

Donington Park National
Circuit Length = 1.9790 miles
Start: 16:46 Flag 16:59 End: 17:01

BMCRC - MRO Championships 2019 - Rnd 4 @ Donington Park

MRO Minitwins & BMCRC Rookie Minitwins

RACE 23 - SECTOR ANALYSIS



SECTOR 1 = FL to I1, SECTOR 2 = I1 to FL, DIFF = Difference To Personal Best Lap, P = Crossed Finish Line in Pit Lane, D = Time Disallowed

5 -	50.615	28.098	1:18.713	90.51	0.237	16:52:50.784
6 -	50.535	28.037	1:18.572 (3)	90.67	0.096	16:54:09.356
7 -	50.522	27.954	1:18.476 (1)	90.78		16:55:27.832
8 -	51.923	29.189	1:21.112	87.83	2.636	16:56:48.944
9 -	50.813	30.001	1:20.814	88.16	2.338	16:58:09.758
10 -	50.594	29.307	1:19.901	89.16	1.425	16:59:29.659

P10	5	Barry MANTELL	Suzuki - Swedish car connection		
IDEAL LAP TIME :	1:18.142	BEST LAP TIME :	1:18.401	DIFFERENCE :	0.259

LAP	SECTOR 1	SECTOR 2	LAP TIME	MPH	DIFF	TIME OF DAY
1 -		28.052	1:25.045	83.77	6.644	16:47:35.908
2 -	51.033	27.915	1:18.948	90.24	0.547	16:48:54.856
3 -	51.336	27.772	1:19.108	90.06	0.707	16:50:13.964
4 -	50.454	28.181	1:18.635 (3)	90.60	0.234	16:51:32.599
5 -	50.370	28.031	1:18.401 (1)	90.87		16:52:51.000
6 -	50.736	28.800	1:19.536	89.57	1.135	16:54:10.536
7 -	50.463	28.030	1:18.493 (2)	90.76	0.092	16:55:29.029
8 -	51.567	28.614	1:20.181	88.85	1.780	16:56:49.210
9 -	51.132	28.782	1:19.914	89.15	1.513	16:58:09.124
10 -	50.527	31.239	1:21.766	87.13	3.365	16:59:30.890

P11	156	Michael STONE	Suzuki -		
IDEAL LAP TIME :	1:19.688	BEST LAP TIME :	1:19.695	DIFFERENCE :	0.007

LAP	SECTOR 1	SECTOR 2	LAP TIME	MPH	DIFF	TIME OF DAY
1 -		28.418	1:26.161	82.68	6.466	16:47:37.024
2 -	51.949	28.320	1:20.269	88.75	0.574	16:48:57.293
3 -	51.802	28.096	1:19.898 (3)	89.17	0.203	16:50:17.191
4 -	51.765	28.178	1:19.943	89.12	0.248	16:51:37.134
5 -	51.668	28.076	1:19.744 (2)	89.34	0.049	16:52:56.878
6 -	51.612	28.083	1:19.695 (1)	89.39		16:54:16.573
7 -	51.681	28.256	1:19.937	89.12	0.242	16:55:36.510
8 -	51.864	28.724	1:20.588	88.40	0.893	16:56:57.098
9 -	52.450	28.689	1:21.139	87.80	1.444	16:58:18.237
10 -	52.387	28.953	1:21.340	87.59	1.645	16:59:39.577

P12	34 R	Dan THOMAS (R)	Suzuki -		
IDEAL LAP TIME :	1:20.899	BEST LAP TIME :	1:20.968	DIFFERENCE :	0.069

LAP	SECTOR 1	SECTOR 2	LAP TIME	MPH	DIFF	TIME OF DAY
1 -		28.952	1:29.540	79.56	8.572	16:47:40.403
2 -	53.126	29.034	1:22.160	86.71	1.192	16:49:02.563
3 -	52.431	28.537	1:20.968 (1)	87.99		16:50:23.531
4 -	52.831	28.741	1:21.572	87.34	0.604	16:51:45.103
5 -	53.062	28.468	1:21.530	87.38	0.562	16:53:06.633
6 -	52.504	28.545	1:21.049 (2)	87.90	0.081	16:54:27.682
7 -	53.041	28.520	1:21.561	87.35	0.593	16:55:49.243
8 -	52.921	29.212	1:22.133	86.74	1.165	16:57:11.376
9 -	52.936	28.587	1:21.523	87.39	0.555	16:58:32.899
10 -	52.752	28.761	1:21.513 (3)	87.40	0.545	16:59:54.412

P13	88 R	Michael NOAH	Suzuki -		
IDEAL LAP TIME :	1:20.826	BEST LAP TIME :	1:20.983	DIFFERENCE :	0.157

LAP	SECTOR 1	SECTOR 2	LAP TIME	MPH	DIFF	TIME OF DAY
1 -		30.367	1:30.404	78.80	9.421	16:47:41.267
2 -	52.965	29.028	1:21.993	86.89	1.010	16:49:03.260
3 -	53.066	28.932	1:21.998	86.88	1.015	16:50:25.258
4 -	52.663	28.785	1:21.448	87.47	0.465	16:51:46.706
5 -	52.824	28.679	1:21.503	87.41	0.520	16:53:08.209
6 -	52.463	28.683	1:21.146 (2)	87.80	0.163	16:54:29.355
7 -	52.555	28.428	1:20.983 (1)	87.97		16:55:50.338
8 -	53.001	29.549	1:22.550	86.30	1.567	16:57:12.888

Weather / Track : Cloudy / Dry

Donington Park National
Circuit Length = 1.9790 miles
Start: 16:46 Flag 16:59 End: 17:01

BMCRC - MRO Championships 2019 - Rnd 4 @ Donington Park

MRO Minitwins & BMCRC Rookie Minitwins

RACE 23 - SECTOR ANALYSIS



SECTOR 1 = FL to I1, SECTOR 2 = I1 to FL, DIFF = Difference To Personal Best Lap, P = Crossed Finish Line in Pit Lane, D = Time Disallowed

9 -	52.398	28.862	1:21.260 (3)	87.67	0.277	16:58:34.148
10 -	52.608	28.824	1:21.432	87.49	0.449	16:59:55.580

P14 84		Ricardo BRANCO		Suzuki - IMP Racing			
IDEAL LAP TIME : 1:21.423		BEST LAP TIME : 1:21.467		DIFFERENCE : 0.044			
LAP	SECTOR 1	SECTOR 2	LAP TIME	MPH	DIFF	TIME OF DAY	
1 -		29.194	1:29.099	79.96	7.632	16:47:39.962	
2 -	53.328	29.351	1:22.679	86.17	1.212	16:49:02.641	
3 -	53.216	28.799	1:22.015	86.86	0.548	16:50:24.656	
4 -	52.922	28.853	1:21.775 (2)	87.12	0.308	16:51:46.431	
5 -	53.291	29.012	1:22.303	86.56	0.836	16:53:08.734	
6 -	53.262	28.986	1:22.248	86.62	0.781	16:54:30.982	
7 -	52.624	28.843	1:21.467 (1)	87.45		16:55:52.449	
8 -	53.712	28.861	1:22.573	86.28	1.106	16:57:15.022	
9 -	52.862	29.103	1:21.965 (3)	86.92	0.498	16:58:36.987	
10 -	53.290	28.990	1:22.280	86.59	0.813	16:59:59.267	

P15 81		Malvern MAY		Suzuki -			
IDEAL LAP TIME : 1:21.300		BEST LAP TIME : 1:21.578		DIFFERENCE : 0.278			
LAP	SECTOR 1	SECTOR 2	LAP TIME	MPH	DIFF	TIME OF DAY	
1 -		29.325	1:29.113	79.95	7.535	16:47:39.976	
2 -	53.990	29.197	1:23.187	85.64	1.609	16:49:03.163	
3 -	52.905	29.222	1:22.127	86.75	0.549	16:50:25.290	
4 -	52.970	28.937	1:21.907 (3)	86.98	0.329	16:51:47.197	
5 -	52.725	29.050	1:21.775 (2)	87.12	0.197	16:53:08.972	
6 -	53.076	29.224	1:22.300	86.56	0.722	16:54:31.272	
7 -	52.561	29.650	1:22.211	86.66	0.633	16:55:53.483	
8 -	53.173	29.109	1:22.282	86.58	0.704	16:57:15.765	
9 -	52.363	29.215	1:21.578 (1)	87.33		16:58:37.343	
10 -	53.139	29.355	1:22.494	86.36	0.916	16:59:59.837	

P16 146		Simon GATES		Suzuki - Team Kawafati			
IDEAL LAP TIME : 1:20.973		BEST LAP TIME : 1:21.147		DIFFERENCE : 0.174			
LAP	SECTOR 1	SECTOR 2	LAP TIME	MPH	DIFF	TIME OF DAY	
1 -		29.515	1:30.056	79.11	8.909	16:47:40.919	
2 -	53.254	29.386	1:22.640	86.21	1.493	16:49:03.559	
3 -	53.849	28.851	1:22.700	86.15	1.553	16:50:26.259	
4 -	52.704	29.271	1:21.975	86.91	0.828	16:51:48.234	
5 -	52.738	28.717	1:21.455 (2)	87.46	0.308	16:53:09.689	
6 -	52.662	29.171	1:21.833	87.06	0.686	16:54:31.522	
7 -	52.552	28.595	1:21.147 (1)	87.79		16:55:52.669	
8 -	53.668	29.591	1:23.259	85.57	2.112	16:57:15.928	
9 -	52.378	29.172	1:21.550 (3)	87.36	0.403	16:58:37.478	
10 -	53.500	29.392	1:22.892	85.95	1.745	17:00:00.370	

P17 171		Colin CLUNE		Suzuki -			
IDEAL LAP TIME : 1:20.827		BEST LAP TIME : 1:21.248		DIFFERENCE : 0.421			
LAP	SECTOR 1	SECTOR 2	LAP TIME	MPH	DIFF	TIME OF DAY	
1 -		29.270	1:30.534	78.69	9.286	16:47:41.397	
2 -	53.033	29.065	1:22.098	86.78	0.850	16:49:03.495	
3 -	53.625	28.943	1:22.568	86.28	1.320	16:50:26.063	
4 -	52.479	30.054	1:22.533	86.32	1.285	16:51:48.596	
5 -	52.872	28.548	1:21.420 (2)	87.50	0.172	16:53:10.016	
6 -	52.824	28.957	1:21.781	87.11	0.533	16:54:31.797	
7 -	52.497	29.084	1:21.581 (3)	87.33	0.333	16:55:53.378	
8 -	53.044	29.847	1:22.891	85.95	1.643	16:57:16.269	
9 -	52.279	28.969	1:21.248 (1)	87.69		16:58:37.517	
10 -	53.201	30.038	1:23.239	85.59	1.991	17:00:00.756	

Weather / Track : Cloudy / Dry

Donington Park National
Circuit Length = 1.9790 miles
Start: 16:46 Flag 16:59 End: 17:01

BMCRC - MRO Championships 2019 - Rnd 4 @ Donington Park

MRO Minitwins & BMCRC Rookie Minitwins

RACE 23 - SECTOR ANALYSIS



SECTOR 1 = FL to I1, SECTOR 2 = I1 to FL, DIFF = Difference To Personal Best Lap, P = Crossed Finish Line in Pit Lane, D = Time Disallowed

P18 0		Luke STANLEY		Suzuki - Urban Race Tribe		
IDEAL LAP TIME : 1:21.277		BEST LAP TIME : 1:21.277		DIFFERENCE : 0.000		
LAP	SECTOR 1	SECTOR 2	LAP TIME	MPH	DIFF	TIME OF DAY
1 -		28.880	1:28.290	80.69	7.013	16:47:39.153
2 -	53.952	29.014	1:22.966	85.87	1.689	16:49:02.119
3 -	53.570	29.090	1:22.660	86.19	1.383	16:50:24.779
4 -	53.464	29.137	1:22.601	86.25	1.324	16:51:47.380
5 -	53.284	29.119	1:22.403 (3)	86.46	1.126	16:53:09.783
6 -	53.670	28.781	1:22.451	86.41	1.174	16:54:32.234
7 -	53.094	28.656	1:21.750 (2)	87.15	0.473	16:55:53.984
8 -	53.666	29.013	1:22.679	86.17	1.402	16:57:16.663
9 -	52.742	28.535	1:21.277 (1)	87.65		16:58:37.940
10 -	53.338	29.653	1:22.991	85.84	1.714	17:00:00.931

P19 80		Leon STEWART		Suzuki -		
IDEAL LAP TIME : 1:20.873		BEST LAP TIME : 1:20.873		DIFFERENCE : 0.000		
LAP	SECTOR 1	SECTOR 2	LAP TIME	MPH	DIFF	TIME OF DAY
1 -		29.804	1:31.756	77.64	10.883	16:47:42.619
2 -	53.447	29.225	1:22.672	86.17	1.799	16:49:05.291
3 -	53.672	29.383	1:23.055	85.78	2.182	16:50:28.346
4 -	53.408	29.291	1:22.699	86.15	1.826	16:51:51.045
5 -	52.792	28.932	1:21.724 (3)	87.17	0.851	16:53:12.769
6 -	52.566	29.191	1:21.757	87.14	0.884	16:54:34.526
7 -	52.459	28.851	1:21.310 (2)	87.62	0.437	16:55:55.836
8 -	53.219	29.049	1:22.268	86.60	1.395	16:57:18.104
9 -	52.175	28.698	1:20.873 (1)	88.09		16:58:38.977
10 -	52.390	29.741	1:22.131	86.74	1.258	17:00:01.108

P20 181		Robert FRANKLIN		Suzuki - RCF GARDENS		
IDEAL LAP TIME : 1:21.976		BEST LAP TIME : 1:21.976		DIFFERENCE : 0.000		
LAP	SECTOR 1	SECTOR 2	LAP TIME	MPH	DIFF	TIME OF DAY
1 -		29.472	1:30.443	78.77	8.467	16:47:41.306
2 -	54.005	28.786	1:22.791	86.05	0.815	16:49:04.097
3 -	54.030	28.778	1:22.808	86.03	0.832	16:50:26.905
4 -	53.405	28.571	1:21.976 (1)	86.91		16:51:48.881
5 -	53.434	29.255	1:22.689	86.16	0.713	16:53:11.570
6 -	53.547	28.980	1:22.527 (3)	86.33	0.551	16:54:34.097
7 -	53.656	28.690	1:22.346 (2)	86.52	0.370	16:55:56.443
8 -	54.514	29.161	1:23.675	85.14	1.699	16:57:20.118
9 -	53.677	29.060	1:22.737	86.11	0.761	16:58:42.855
10 -	54.148	29.150	1:23.298	85.53	1.322	17:00:06.153

P21 39		Joshua CREW		Suzuki -		
IDEAL LAP TIME : 1:21.952		BEST LAP TIME : 1:21.952		DIFFERENCE : 0.000		
LAP	SECTOR 1	SECTOR 2	LAP TIME	MPH	DIFF	TIME OF DAY
1 -		29.706	1:31.203	78.11	9.251	16:47:42.066
2 -	53.813	28.964	1:22.777	86.07	0.825	16:49:04.843
3 -	54.016	29.044	1:23.060	85.77	1.108	16:50:27.903
4 -	53.700	29.147	1:22.847	85.99	0.895	16:51:50.750
5 -	53.971	28.912	1:22.883	85.96	0.931	16:53:13.633
6 -	53.217	28.735	1:21.952 (1)	86.93		16:54:35.585
7 -	53.382	29.076	1:22.458 (2)	86.40	0.506	16:55:58.043
8 -	53.614	28.927	1:22.541 (3)	86.31	0.589	16:57:20.584
9 -	53.781	29.036	1:22.817	86.02	0.865	16:58:43.401
10 -	53.891	29.255	1:23.146	85.68	1.194	17:00:06.547

P22 126		Damien LECHAUVE		Suzuki -		
IDEAL LAP TIME : 1:23.951		BEST LAP TIME : 1:24.337		DIFFERENCE : 0.386		
LAP	SECTOR 1	SECTOR 2	LAP TIME	MPH	DIFF	TIME OF DAY

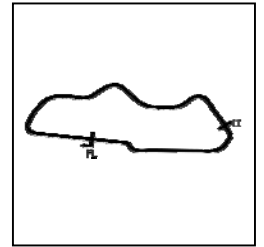
Weather / Track : Cloudy / Dry

Donington Park National
Circuit Length = 1.9790 miles
Start: 16:46 Flag 16:59 End: 17:01

BMCRC - MRO Championships 2019 - Rnd 4 @ Donington Park

MRO Minitwins & BMCRC Rookie Minitwins

RACE 23 - SECTOR ANALYSIS



SECTOR 1 = FL to I1, SECTOR 2 = I1 to FL, DIFF = Difference To Personal Best Lap, P = Crossed Finish Line in Pit Lane, D = Time Disallowed

1 -		30.203	1:37.815	72.83	13.478	16:47:48.678
2 -	55.687	31.441	1:27.128	81.77	2.791	16:49:15.806
3 -	56.050	30.397	1:26.447	82.41	2.110	16:50:42.253
4 -	55.093	29.475	1:24.568 (3)	84.24	0.231	16:52:06.821
5 -	55.141	29.387	1:24.528 (2)	84.28	0.191	16:53:31.349
6 -	55.484	29.606	1:25.090	83.73	0.753	16:54:56.439
7 -	55.479	28.858	1:24.337 (1)	84.47		16:56:20.776
8 -	55.533	29.944	1:25.477	83.35	1.140	16:57:46.253
9 -	56.789	29.065	1:25.854	82.98	1.517	16:59:12.107

P23 63		Steve SMULOVIC		Suzuki - SFC Racing			
IDEAL LAP TIME : 1:25.090		BEST LAP TIME : 1:25.341		DIFFERENCE : 0.251			
LAP	SECTOR 1	SECTOR 2	LAP TIME	MPH	DIFF	TIME OF DAY	
1 -		30.453	1:35.178	74.85	9.837	16:47:46.041	
2 -	55.525	31.404	1:26.929	81.95	1.588	16:49:12.970	
3 -	56.348	30.252	1:26.600	82.27	1.259	16:50:39.570	
4 -	55.690	29.875	1:25.565	83.26	0.224	16:52:05.135	
5 -	55.544	29.956	1:25.500	83.32	0.159	16:53:30.635	
6 -	55.411	29.930	1:25.341 (1)	83.48		16:54:55.976	
7 -	55.512	29.868	1:25.380 (2)	83.44	0.039	16:56:21.356	
8 -	55.780	29.679	1:25.459 (3)	83.36	0.118	16:57:46.815	
9 -	56.376	29.690	1:26.066	82.78	0.725	16:59:12.881	

P24 6		Andrew FIRTH		Suzuki - LTRmotorcycles.co.uk			
IDEAL LAP TIME : 1:24.727		BEST LAP TIME : 1:24.863		DIFFERENCE : 0.136			
LAP	SECTOR 1	SECTOR 2	LAP TIME	MPH	DIFF	TIME OF DAY	
1 -		30.154	1:34.762	75.18	9.899	16:47:45.625	
2 -	55.688	31.654	1:27.342	81.57	2.479	16:49:12.967	
3 -	57.993	31.001	1:28.994	80.05	4.131	16:50:41.961	
4 -	56.563	30.058	1:26.621	82.25	1.758	16:52:08.582	
5 -	56.774	30.453	1:27.227	81.67	2.364	16:53:35.809	
6 -	55.675	31.058	1:26.733	82.14	1.870	16:55:02.542	
7 -	55.417	29.765	1:25.182 (2)	83.64	0.319	16:56:27.724	
8 -	54.984	30.315	1:25.299 (3)	83.52	0.436	16:57:53.023	
9 -	54.962	29.901	1:24.863 (1)	83.95		16:59:17.886	

P25 44		Tony PARKER		Suzuki - Emerald Elevators			
IDEAL LAP TIME : 1:25.223		BEST LAP TIME : 1:25.797		DIFFERENCE : 0.574			
LAP	SECTOR 1	SECTOR 2	LAP TIME	MPH	DIFF	TIME OF DAY	
1 -		29.752	1:32.205	77.26	6.408	16:47:43.068	
2 -	57.565	31.599	1:29.164	79.90	3.367	16:49:12.232	
3 -	57.553	30.523	1:28.076	80.89	2.279	16:50:40.308	
4 -	56.700	30.263	1:26.963	81.92	1.166	16:52:07.271	
5 -	57.542	30.029	1:27.571	81.35	1.774	16:53:34.842	
6 -	56.268	31.201	1:27.469	81.45	1.672	16:55:02.311	
7 -	56.402	30.040	1:26.442 (3)	82.42	0.645	16:56:28.753	
8 -	55.471	30.326	1:25.797 (1)	83.04		16:57:54.550	
9 -	55.860	30.460	1:26.320 (2)	82.53	0.523	16:59:20.870	

P26 50		Adam RIDGWELL		Suzuki -			
IDEAL LAP TIME : 1:25.413		BEST LAP TIME : 1:25.413		DIFFERENCE : 0.000			
LAP	SECTOR 1	SECTOR 2	LAP TIME	MPH	DIFF	TIME OF DAY	
1 -		30.266	1:34.465	75.42	9.052	16:47:45.328	
2 -	57.729	30.866	1:28.595	80.41	3.182	16:49:13.923	
3 -	57.632	30.793	1:28.425	80.57	3.012	16:50:42.348	
4 -	56.418	30.400	1:26.818	82.06	1.405	16:52:09.166	
5 -	56.174	30.397	1:26.571 (3)	82.29	1.158	16:53:35.737	
6 -	55.913	30.980	1:26.893	81.99	1.480	16:55:02.630	
7 -	56.205	30.286	1:26.491 (2)	82.37	1.078	16:56:29.121	
8 -	55.461	29.952	1:25.413 (1)	83.41		16:57:54.534	

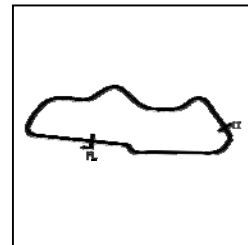
Weather / Track : Cloudy / Dry

Donington Park National
Circuit Length = 1.9790 miles
Start: 16:46 Flag 16:59 End: 17:01

BMCRC - MRO Championships 2019 - Rnd 4 @ Donington Park

MRO Minitwins & BMCRC Rookie Minitwins

RACE 23 - SECTOR ANALYSIS



SECTOR 1 = FL to I1, SECTOR 2 = I1 to FL, DIFF = Difference To Personal Best Lap, P = Crossed Finish Line in Pit Lane, D = Time Disallowed

9 - 57.055 30.239 1:27.294 81.61 1.881 16:59:21.828

P27 43		Robert DAVIE		Suzuki -			
IDEAL LAP TIME : 1:24.967		BEST LAP TIME : 1:25.591		DIFFERENCE : 0.624			
LAP	SECTOR 1	SECTOR 2	LAP TIME	MPH	DIFF	TIME OF DAY	
1 -		30.519	1:38.466	72.35	12.875	16:47:49.329	
2 -	57.308	30.299	1:27.607	81.32	2.016	16:49:16.936	
3 -	56.171	30.278	1:26.449 (3)	82.41	0.858	16:50:43.385	
4 -	56.470	30.343	1:26.813	82.06	1.222	16:52:10.198	
5 -	55.817	30.107	1:25.924 (2)	82.91	0.333	16:53:36.122	
6 -	55.907	30.770	1:26.677	82.19	1.086	16:55:02.799	
7 -	57.402	29.613	1:27.015	81.87	1.424	16:56:29.814	
8 -	55.901	30.580	1:26.481	82.38	0.890	16:57:56.295	
9 -	55.354	30.237	1:25.591 (1)	83.24		16:59:21.886	

P28 51		Andrew DURANT		Suzuki -			
IDEAL LAP TIME : 1:25.840		BEST LAP TIME : 1:26.130		DIFFERENCE : 0.290			
LAP	SECTOR 1	SECTOR 2	LAP TIME	MPH	DIFF	TIME OF DAY	
1 -		30.462	1:33.647	76.07	7.517	16:47:44.510	
2 -	56.598	31.602	1:28.200	80.77	2.070	16:49:12.710	
3 -	58.028	31.928	1:29.956	79.20	3.826	16:50:42.666	
4 -	56.789	31.729	1:28.518	80.48	2.388	16:52:11.184	
5 -	55.952	31.078	1:27.030	81.86	0.900	16:53:38.214	
6 -	55.378	30.752	1:26.130 (1)	82.71		16:55:04.344	
7 -	56.268	30.491	1:26.759 (2)	82.11	0.629	16:56:31.103	
8 -	56.195	30.811	1:27.006	81.88	0.876	16:57:58.109	
9 -	55.457	31.407	1:26.864 (3)	82.02	0.734	16:59:24.973	

P29 91 R		James CHAPMAN		Suzuki -			
IDEAL LAP TIME : 1:25.896		BEST LAP TIME : 1:26.064		DIFFERENCE : 0.168			
LAP	SECTOR 1	SECTOR 2	LAP TIME	MPH	DIFF	TIME OF DAY	
1 -		30.855	1:36.117	74.12	10.053	16:47:46.980	
2 -	56.483	30.820	1:27.303	81.60	1.239	16:49:14.283	
3 -	57.766	30.799	1:28.565	80.44	2.501	16:50:42.848	
4 -	57.621	31.197	1:28.818	80.21	2.754	16:52:11.666	
5 -	56.488	30.871	1:27.359	81.55	1.295	16:53:39.025	
6 -	55.897	30.167	1:26.064 (1)	82.78		16:55:05.089	
7 -	56.037	30.506	1:26.543 (3)	82.32	0.479	16:56:31.632	
8 -	56.997	31.595	1:28.592	80.42	2.528	16:58:00.224	
9 -	56.100	29.999	1:26.099 (2)	82.74	0.035	16:59:26.323	

P30 199		Michael FROST		Suzuki -			
IDEAL LAP TIME : 1:26.104		BEST LAP TIME : 1:26.104		DIFFERENCE : 0.000			
LAP	SECTOR 1	SECTOR 2	LAP TIME	MPH	DIFF	TIME OF DAY	
1 -		30.377	1:36.685	73.68	10.581	16:47:47.548	
2 -	56.788	31.330	1:28.118	80.85	2.014	16:49:15.666	
3 -	56.856	30.483	1:27.339	81.57	1.235	16:50:43.005	
4 -	58.004	30.457	1:28.461	80.53	2.357	16:52:11.466	
5 -	56.853	30.213	1:27.066 (2)	81.83	0.962	16:53:38.532	
6 -	55.903	30.201	1:26.104 (1)	82.74		16:55:04.636	
7 -	56.657	30.571	1:27.228 (3)	81.67	1.124	16:56:31.864	
8 -	56.620	31.028	1:27.648	81.28	1.544	16:57:59.512	
9 -	57.313	31.888	1:29.201	79.87	3.097	16:59:28.713	

P31 159		Benn RIDGWELL		Suzuki - Ridgely Racing			
IDEAL LAP TIME : 1:26.194		BEST LAP TIME : 1:26.306		DIFFERENCE : 0.112			
LAP	SECTOR 1	SECTOR 2	LAP TIME	MPH	DIFF	TIME OF DAY	
1 -		30.740	1:35.633	74.49	9.327	16:47:46.496	
2 -	56.805	30.428	1:27.233 (3)	81.67	0.927	16:49:13.729	

Weather / Track : Cloudy / Dry

Donington Park National
Circuit Length = 1.9790 miles
Start: 16:46 Flag 16:59 End: 17:01

BMCRC - MRO Championships 2019 - Rnd 4 @ Donington Park

MRO Minitwins & BMCRC Rookie Minitwins

RACE 23 - SECTOR ANALYSIS



SECTOR 1 = FL to I1, SECTOR 2 = I1 to FL, DIFF = Difference To Personal Best Lap, P = Crossed Finish Line in Pit Lane, D = Time Disallowed

3 -	57.445	30.662	1:28.107	80.86	1.801	16:50:41.836
4 -	56.064	30.250	1:26.314 (2)	82.54	0.008	16:52:08.150
5 -	56.176	30.130	1:26.306 (1)	82.55		16:53:34.456
6 -	56.319	31.953	1:28.272	80.71	1.966	16:55:02.728
7 -	57.153	30.631	1:27.784	81.16	1.478	16:56:30.512
8 -	57.766	31.042	1:28.808	80.22	2.502	16:57:59.320
9 -	57.595	32.660	1:30.255	78.93	3.949	16:59:29.575

P32 415 R Alan HENSBY		Suzuki -	
IDEAL LAP TIME : 1:26.347	BEST LAP TIME : 1:26.347	DIFFERENCE : 0.000	

LAP	SECTOR 1	SECTOR 2	LAP TIME	MPH	DIFF	TIME OF DAY
1 -		30.853	1:37.965	72.72	11.618	16:47:48.828
2 -	57.146	31.499	1:28.645	80.37	2.298	16:49:17.473
3 -	56.580	31.578	1:28.158 (3)	80.81	1.811	16:50:45.631
4 -	57.560	31.152	1:28.712	80.31	2.365	16:52:14.343
5 -	56.511	30.696	1:27.207 (2)	81.69	0.860	16:53:41.550
6 -	56.255	30.092	1:26.347 (1)	82.51		16:55:07.897
7 -	56.399	36.134	1:32.533	76.99	6.186	16:56:40.430
8 -	58.279	31.833	1:30.112	79.06	3.765	16:58:10.542
9 -	56.566	31.993	1:28.559	80.45	2.212	16:59:39.101

P33 70 R Vanessa GILLAM		Suzuki - No More Straps	
IDEAL LAP TIME : 1:32.851	BEST LAP TIME : 1:33.085	DIFFERENCE : 0.234	

LAP	SECTOR 1	SECTOR 2	LAP TIME	MPH	DIFF	TIME OF DAY
1 -		32.366	1:42.995	69.17	9.910	16:47:53.858
2 -	1:02.370	32.912	1:35.282	74.77	2.197	16:49:29.140
3 -	1:02.019	32.225	1:34.244 (3)	75.59	1.159	16:51:03.384
4 -	1:01.488	34.474	1:35.962	74.24	2.877	16:52:39.346
5 -	1:01.929	34.546	1:36.475	73.84	3.390	16:54:15.821
6 -	1:00.756	32.329	1:33.085 (1)	76.53		16:55:48.906
7 -	1:01.869	32.586	1:34.455	75.42	1.370	16:57:23.361
8 -	1:01.422	33.445	1:34.867	75.10	1.782	16:58:58.228
9 -	1:00.626	32.482	1:33.108 (2)	76.52	0.023	17:00:31.336

P34 112 R James NAGY		Suzuki -	
IDEAL LAP TIME : 1:25.484	BEST LAP TIME : 1:25.599	DIFFERENCE : 0.115	

LAP	SECTOR 1	SECTOR 2	LAP TIME	MPH	DIFF	TIME OF DAY
1 -		30.333	1:35.666	74.47	10.067	16:47:46.529
2 -	56.228	30.449	1:26.677	82.19	1.078	16:49:13.206
3 -	56.738	30.609	1:27.347	81.56	1.748	16:50:40.553
4 -	56.051	30.252	1:26.303	82.55	0.704	16:52:06.856
5 -	55.875	30.408	1:26.283 (3)	82.57	0.684	16:53:33.139
6 -	56.118	29.665	1:25.783 (2)	83.05	0.184	16:54:58.922
7 -	55.819	29.780	1:25.599 (1)	83.23		16:56:24.521
8 -	56.397	30.101	1:26.498	82.36	0.899	16:57:51.019

P35 184 David TWYFORD		Suzuki -	
IDEAL LAP TIME : 1:16.420	BEST LAP TIME : 1:16.695	DIFFERENCE : 0.275	

LAP	SECTOR 1	SECTOR 2	LAP TIME	MPH	DIFF	TIME OF DAY
1 -		27.164	1:21.662	87.24	4.967	16:47:32.525
2 -	50.009	27.024	1:17.033 (2)	92.48	0.338	16:48:49.558
3 -	50.224	26.853	1:17.077 (3)	92.43	0.382	16:50:06.635
4 -	50.146	27.267	1:17.413	92.03	0.718	16:51:24.048
5 -	50.179	27.267	1:17.446	91.99	0.751	16:52:41.494
6 -	49.567	27.128	1:16.695 (1)	92.89		16:53:58.189
7 -	49.895	27.367	1:17.262	92.21	0.567	16:55:15.451

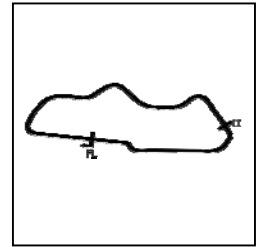
Weather / Track : Cloudy / Dry

Donington Park National
Circuit Length = 1.9790 miles
Start: 16:46 Flag 16:59 End: 17:01

BMCRC - MRO Championships 2019 - Rnd 4 @ Donington Park

MRO Minitwins & BMCRC Rookie Minitwins

RACE 23 - SECTOR ANALYSIS



SECTOR 1 = FL to I1, SECTOR 2 = I1 to FL, DIFF = Difference To Personal Best Lap, P = Crossed Finish Line in Pit Lane, D = Time Disallowed

P36 19		Kevin LILLEY		Suzuki - Vanson Leathers		
IDEAL LAP TIME : 1:18.288		BEST LAP TIME : 1:18.560		DIFFERENCE : 0.272		
LAP	SECTOR 1	SECTOR 2	LAP TIME	MPH	DIFF	TIME OF DAY
1 -		27.949	1:23.678	85.14	5.118	16:47:34.541
2 -	50.554	28.213	1:18.767 (3)	90.45	0.207	16:48:53.308
3 -	50.723	27.837	1:18.560 (1)	90.69		16:50:11.868
4 -	50.807	27.998	1:18.805	90.40	0.245	16:51:30.673
5 -	50.980	27.757	1:18.737 (2)	90.48	0.177	16:52:49.410
6 -	51.095	27.811	1:18.906	90.29	0.346	16:54:08.316
7 -	51.109	27.734	1:18.843	90.36	0.283	16:55:27.159

Weather / Track : Cloudy / Dry

Results can be found at www.tsl-timing.com

Page 9 of 9

Donington Park National
Circuit Length = 1.9790 miles
Start: 16:46 Flag 16:59 End: 17:01

Printed - 17:03 Sunday, 19 May 2019

BMCRC - MRO Championships 2019 - Rnd 4 @ Donington Park

MRO Minitwins & BMCRC Rookie Minitwins

RACE 23 - BEST SECTORS

SECTOR 1			SECTOR 2			IDEAL / BEST COMPARISON						
POS	NO	NAME	TIME	NO	NAME	TIME	POS	NO	NAME	IDEAL	BEST	DIFF
									PERFECT LAP	1:16.159		
1	78	POVAH	49.337	74	SINGLETON	26.822	1	78	POVAH	1:16.218	1:16.221	0.003
2	74	SINGLETON	49.538	184	TWYFORD	26.853	2	74	SINGLETON	1:16.360	1:16.516	0.156
3	184	TWYFORD	49.567	78	POVAH	26.881	3	184	TWYFORD	1:16.420	1:16.695	0.275
4	26	DAVIES	49.669	26	DAVIES	26.949	4	26	DAVIES	1:16.618	1:16.692	0.074
5	9	TAYLOR	49.902	9	TAYLOR	27.202	5	9	TAYLOR	1:17.104	1:17.142	0.038
6	17	DOWNES (R)	50.361	56	INGHAM	27.452	6	232	WETHERELL	1:17.970	1:18.183	0.213
7	5	MANTELL	50.370	13	GREEN	27.502	7	17	DOWNES (R)	1:18.080	1:18.486	0.406
8	232	WETHERELL	50.436	232	WETHERELL	27.534	8	56	INGHAM	1:18.114	1:18.114	0.000
9	192	MOFFA	50.522	192	MOFFA	27.703	9	13	GREEN	1:18.120	1:18.124	0.004
10	19	LILLEY	50.554	17	DOWNES (R)	27.719	10	5	MANTELL	1:18.142	1:18.401	0.259
11	13	GREEN	50.618	19	LILLEY	27.734	11	192	MOFFA	1:18.225	1:18.476	0.251
12	56	INGHAM	50.662	5	MANTELL	27.772	12	19	LILLEY	1:18.288	1:18.560	0.272
13	156	STONE	51.612	156	STONE	28.076	13	156	STONE	1:19.688	1:19.695	0.007
14	80	STEWART	52.175	88	NOAH	28.428	14	88	NOAH	1:20.826	1:20.983	0.157
15	171	CLUNE	52.279	34	THOMAS (R)	28.468	15	171	CLUNE	1:20.827	1:21.248	0.421
16	81	MAY	52.363	0	STANLEY	28.535	16	80	STEWART	1:20.873	1:20.873	0.000
17	146	GATES	52.378	171	CLUNE	28.548	17	34	THOMAS (R)	1:20.899	1:20.968	0.069
18	88	NOAH	52.398	181	FRANKLIN	28.571	18	146	GATES	1:20.973	1:21.147	0.174
19	34	THOMAS (R)	52.431	146	GATES	28.595	19	0	STANLEY	1:21.277	1:21.277	0.000
20	84	BRANCO	52.624	80	STEWART	28.698	20	81	MAY	1:21.300	1:21.578	0.278
21	0	STANLEY	52.742	39	CREW	28.735	21	84	BRANCO	1:21.423	1:21.467	0.044
22	39	CREW	53.217	84	BRANCO	28.799	22	39	CREW	1:21.952	1:21.952	0.000
23	181	FRANKLIN	53.405	126	LECHAUVE	28.858	23	181	FRANKLIN	1:21.976	1:21.976	0.000
24	6	FIRTH	54.962	81	MAY	28.937	24	126	LECHAUVE	1:23.951	1:24.337	0.386
25	126	LECHAUVE	55.093	43	DAVIE	29.613	25	6	FIRTH	1:24.727	1:24.863	0.136
26	43	DAVIE	55.354	112	NAGY	29.665	26	43	DAVIE	1:24.967	1:25.591	0.624
27	51	DURANT	55.378	63	SMULOVIC	29.679	27	63	SMULOVIC	1:25.090	1:25.341	0.251
28	63	SMULOVIC	55.411	44	PARKER	29.752	28	44	PARKER	1:25.223	1:25.797	0.574
29	50	RIDGWELL	55.461	6	FIRTH	29.765	29	50	RIDGWELL	1:25.413	1:25.413	0.000
30	44	PARKER	55.471	50	RIDGWELL	29.952	30	112	NAGY	1:25.484	1:25.599	0.115
31	112	NAGY	55.819	91	CHAPMAN	29.999	31	51	DURANT	1:25.840	1:26.130	0.290
32	91	CHAPMAN	55.897	415	HENSBY	30.092	32	91	CHAPMAN	1:25.896	1:26.064	0.168
33	199	FROST	55.903	159	RIDGWELL	30.130	33	199	FROST	1:26.104	1:26.104	0.000
34	159	RIDGWELL	56.064	199	FROST	30.201	34	159	RIDGWELL	1:26.194	1:26.306	0.112
35	415	HENSBY	56.255	51	DURANT	30.462	35	415	HENSBY	1:26.347	1:26.347	0.000
36	70	GILLAM	1:00.626	70	GILLAM	32.225	36	70	GILLAM	1:32.851	1:33.085	0.234

Weather / Track : Cloudy / Dry

Donington Park National
 Circuit Length = 1.9790 miles
 Start: 16:46 Flag 16:59 End: 17:01

Results can be found at www.tsl-timing.com

Printed - 17:03 Sunday, 19 May 2019

BMCRC-MRO Championships 2019



ACU TEAM GREEN JUNIOR CUP & SENIOR NINJA SERIES

Donington Park National

18th/19th May 2019



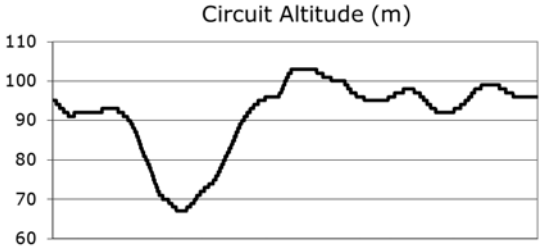
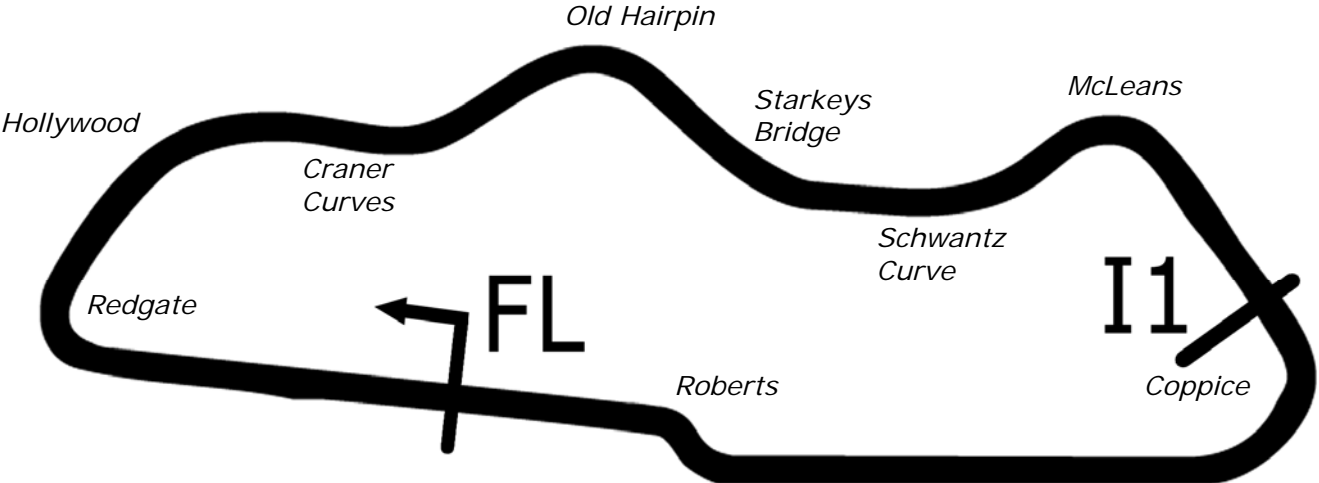
Results Provided by Timing Solutions Ltd
www.tsl-timing.com

Donington Park National



SPORTS TIMING

TIMING SOLUTIONS LTD



Length	1.9790 miles	3185.0 m	
FL		52.82971 N	1.37867 W
I1	2096m	52.82978 N	1.36508 W
Pit Entry	3100m	52.82951 N	1.37832 W
Pit Exit	229m after FL	52.82996 N	1.38205 W
Pit Entry–Pit Exit 287m, 17.2s @60kph, 12.9s @80kph			

All results available at www.tsl-timing.com

BMCRC - MRO Championships 2019 - Rnd 4 @ Donington Park

Team Green Junior & Senior 300 / EDlasia Formula 400

FREE PRACTICE - CLASSIFICATION

POS	NO	CL	PIC NAME	ENTRY	TIME	ON	LAPS	GAP	DIFF	MPH
1	78		Keith POVAH	Kawasaki - Park School Engine Club	1:20.225	9	9			88.80
2	86		Mathew SCOTT	Kawasaki - Dynotech Performance	1:22.132	11	11	1.907	1.907	86.74
3	12		Grant WALDER	Kawasaki - Fins Motorcycles	1:22.886	9	10	2.661	0.754	85.95
4	126		Glynn DAVIES	Kawasaki -	1:23.410	5	6	3.185	0.524	85.41
5	127		Adam GREEN	Kawasaki - Royal Air Force Motorsport Association	1:23.711	9	9	3.486	0.301	85.10
6	57		Paul FISHER	Kawasaki -	1:24.169	9	9	3.944	0.458	84.64
7	6	S	Matt BARBER	Yamaha -	1:24.325	6	9	4.100	0.156	84.49
8	135		Daniel INGHAM	Honda - Derek Jones Butchers	1:24.610	10	11	4.385	0.285	84.20
9	174	S	Paul WHITBY	Yamaha - Greybridge Ltd	1:24.619	7	7	4.394	0.009	84.19
10	125	S	Ben MILES	Yamaha - Allspeed	1:24.902	8	9	4.677	0.283	83.91
11	13	S	Doug EDMONDSON	Yamaha - Martin Johnson Exhausts	1:25.666	10	10	5.441	0.764	83.16
12	101	S	Andrew DAVIES	Yamaha - GIBSON EXHAUSTS	1:26.275	7	8	6.050	0.609	82.58
13	28		Kurt HODGSON	Honda - some local foos	1:26.417	8	9	6.192	0.142	82.44
14	35	S	Sam DIGBY-BAKER	Kawasaki -	1:26.429	10	10	6.204	0.012	82.43
15	48		Richie WELSH	Yamaha - EDEN'S EXPERIENCES/PETER FLEMING	1:27.193	5	5	6.968	0.764	81.71
16	55	S	Nick COOPER	Honda - Skint Racing - Wemoto.com	1:27.902	9	9	7.677	0.709	81.05
17	3	J	Lewis JONES	Kawasaki - 151 s	1:28.407	8	9	8.182	0.505	80.58
18	36	J	Ash BARNES	Kawasaki - BARNEYRACING	1:28.579	8	9	8.354	0.172	80.43
19	14	S	Tony DAVIES	Kawasaki - 3D Racing	1:28.691	10	10	8.466	0.112	80.33
20	65	S	Konrad BREESE	Kawasaki - STIHL Racing	1:28.779	8	9	8.554	0.088	80.25
21	441	J	Eliot DUFTON	Kawasaki - Dad / Held / Torfx	1:28.942	8	8	8.717	0.163	80.10
22	10	R	Graham McCARTHY	Kawasaki -	1:29.236	3	4	9.011	0.294	79.84
23	28	S	Kelvin HOARE	Kawasaki - Southern and Country Roofing Ltd	1:29.303	8	10	9.078	0.067	79.78
24	63		Daniel HARDY	Kawasaki -	1:29.382	9	9	9.157	0.079	79.71
25	43	S	Colin HALL	Kawasaki - simply saab	1:29.854	9	9	9.629	0.472	79.29
26	52		Gary JARMAN	Kawasaki - G & S Motorcycle tyres	1:29.938	5	5	9.713	0.084	79.21
27	68	J	Lucca ALLEN	Kawasaki - Mark Allen Autosmart	1:31.171	4	4	10.946	1.233	78.14
28	22	S	Samuel SMYTH	Kawasaki -	1:31.600	3	10	11.375	0.429	77.77
29	6	S	Martin COOPER	Kawasaki -	1:32.679	9	10	12.454	1.079	76.87
30	24		Harley GODZISZ	Honda - HRG Performance	1:33.001	5	6	12.776	0.322	76.60
31	97	S/R	Nicholas TAIG	Honda - Mantis Motorsports	1:33.079	8	10	12.854	0.078	76.54
32	88	S	David COURT	Kawasaki -	1:33.214	8	9	12.989	0.135	76.43
33	33		Jordan HARRIS	Suzuki - Steve Jordan Motorcycles	1:33.559	5	5	13.334	0.345	76.15
34	74	R	David BOWLER	Honda -	1:33.674	8	10	13.449	0.115	76.05
35	24	S	Darren STOLTON	Kawasaki -	1:34.086	8	10	13.861	0.412	75.72
36	16	J	Harry COOPER	Kawasaki -	1:34.200	9	10	13.975	0.114	75.63
37	47		Allan CLARK	Kawasaki - A Clark & Sons Builders	1:35.504	3	4	15.279	1.304	74.60
38	122	S	Paul WILSON	Kawasaki -	1:35.955	9	9	15.730	0.451	74.24
39	48	S	Kevin SABBARTON	Kawasaki - Karen Castle Opticians	1:37.801	5	5	17.576	1.846	72.84
40	42	J	Christopher JOHNSON	Kawasaki -	1:37.877	9	10	17.652	0.076	72.79
41	617	S	Tom SPALDING	Kawasaki - Spalding Project Management Ltd	1:37.951	8	8	17.726	0.074	72.73
42	70	S	Sean HALL	Kawasaki - S and y ceramics	1:38.955	5	5	18.730	1.004	71.99
43	7	S	Michael SHARMAN	Kawasaki -	1:40.559	3	6	20.334	1.604	70.85
44	77	J	Joe WHITE	Kawasaki - Just In Graphics / MZ Contracts	1:43.963	9	9	23.738	3.404	68.53
45	71	S	Karie HENLY	Kawasaki - Thomas Racing	1:47.490	5	9	27.265	3.527	66.28
46	707	J	Sam SPALDING	Kawasaki - Spalding Project Management Ltd	2:27.020	6	6	1:06.795	39.530	48.46

No. 57, 125 & 126 - Please fit a working transponder

Weather / Track : Cloudy / Damp

These results are provisional until the conclusion of any judicial and technical matters.

Donington Park National

Circuit Length = 1.9790 miles

Start: 11:01 Flag 11:17 End: 11:19

Clerk Of Course :

Timekeeper :

Results can be found at www.tsl-timing.com

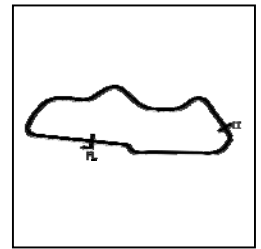
Printed - 11:20 Saturday, 18 May 2019



BMCRC - MRO Championships 2019 - Rnd 4 @ Donington Park

Team Green Junior & Senior 300 / EDlasia Formula 400

FREE PRACTICE - SECTOR ANALYSIS



SECTOR 1 = FL to I1, SECTOR 2 = I1 to FL, DIFF = Difference To Personal Best Lap, P = Crossed Finish Line in Pit Lane, D = Time Disallowed

P1 78		Keith POVAH		Kawasaki - Park School Engine Club			
IDEAL LAP TIME : 1:20.225		BEST LAP TIME : 1:20.225		DIFFERENCE : 0.000			
LAP	SECTOR 1	SECTOR 2	LAP TIME	MPH	DIFF	TIME OF DAY	
1 -							11:02:29.997
2 -	57.428	30.387	1:27.815	81.13	7.590		11:03:57.812
3 -	57.165	30.774	1:27.939	81.01	7.714		11:05:25.751
4 -	55.268	29.106	1:24.374	84.44	4.149		11:06:50.125
5 -	53.725	28.921	1:22.646	86.20	2.421		11:08:12.771
6 -	3:57.390	29.754	5:51.200	20.28	4:30.975		11:14:03.971
7 -	54.140	28.407	1:22.547 (3)	86.31	2.322		11:15:26.518
8 -	53.975	28.397	1:22.372 (2)	86.49	2.147		11:16:48.890
9 -	51.832	28.393	1:20.225 (1)	88.80			11:18:09.115

P2 86		Mathew SCOTT		Kawasaki - Dynotech Performance			
IDEAL LAP TIME : 1:22.132		BEST LAP TIME : 1:22.132		DIFFERENCE : 0.000			
LAP	SECTOR 1	SECTOR 2	LAP TIME	MPH	DIFF	TIME OF DAY	
1 -							11:01:40.975
2 -	1:07.738	34.373	1:42.111	69.77	19.979		11:03:23.086
3 -	1:00.754	30.448	1:31.202	78.11	9.070		11:04:54.288
4 -	57.996	30.304	1:28.300	80.68	6.168		11:06:22.588
5 -	55.297	29.724	1:25.021	83.79	2.889		11:07:47.609
6 -	55.888	31.175	1:27.063	81.83	4.931		11:09:14.672
7 -	1:08.705	1:53.350	3:02.055	39.13	1:39.923		11:12:16.727
8 -	1:04.600	30.510	1:35.110	74.90	12.978		11:13:51.837
9 -	54.299	29.693	1:23.992 (2)	84.82	1.860		11:15:15.829
10 -	55.223	29.519	1:24.742 (3)	84.07	2.610		11:16:40.571
11 -	53.394	28.738	1:22.132 (1)	86.74			11:18:02.703

P3 12		Grant WALDER		Kawasaki - Fins Motorcycles			
IDEAL LAP TIME : 1:22.431		BEST LAP TIME : 1:22.886		DIFFERENCE : 0.455			
LAP	SECTOR 1	SECTOR 2	LAP TIME	MPH	DIFF	TIME OF DAY	
1 -							11:01:37.377
2 -	58.768	31.641	1:30.409	78.80	7.523		11:03:07.786
3 -	57.497	30.306	1:27.803	81.14	4.917		11:04:35.589
4 -	55.762	29.846	1:25.608	83.22	2.722		11:06:01.197
5 -	55.688	29.092	1:24.780 (3)	84.03	1.894		11:07:25.977
6 -	56.652	29.283	1:25.935	82.90	3.049		11:08:51.912
7 -	1:03.481	IN PIT	4:47.736 P	24.76	3:24.850		11:13:39.648
8 -	OUTLAP	29.509	1:40.489	70.89	17.603		11:15:20.137
9 -	54.588	28.298	1:22.886 (1)	85.95			11:16:43.023
10 -	54.133	28.882	1:23.015 (2)	85.82	0.129		11:18:06.038

P4 126		Glynn DAVIES		Kawasaki -			
IDEAL LAP TIME :		BEST LAP TIME : 1:23.410		DIFFERENCE :			
LAP	SECTOR 1	SECTOR 2	LAP TIME	MPH	DIFF	TIME OF DAY	
1 -							11:02:07.333
2 -			1:33.297	76.36	9.887		11:03:40.630
3 -			1:27.323	81.58	3.913		11:05:07.953
4 -			1:23.552 (2)	85.27	0.142		11:06:31.505
5 -			1:23.410 (1)	85.41			11:07:54.915
6 -			1:23.720 (3)	85.10	0.310		11:09:18.635

P5 127		Adam GREEN		Kawasaki - Royal Air Force Motorsport Association			
IDEAL LAP TIME : 1:23.711		BEST LAP TIME : 1:23.711		DIFFERENCE : 0.000			
LAP	SECTOR 1	SECTOR 2	LAP TIME	MPH	DIFF	TIME OF DAY	
1 -							11:01:45.001
2 -	1:10.845	34.372	1:45.217	67.71	21.506		11:03:30.218
3 -	1:03.504	32.642	1:36.146	74.10	12.435		11:05:06.364
4 -	1:00.560	30.874	1:31.434	77.92	7.723		11:06:37.798

Weather / Track : Cloudy / Damp

Donington Park National
Circuit Length = 1.9790 miles
Start: 11:01 Flag 11:17 End: 11:19

BMCRC - MRO Championships 2019 - Rnd 4 @ Donington Park

Team Green Junior & Senior 300 / EDlasia Formula 400

FREE PRACTICE - SECTOR ANALYSIS



SECTOR 1 = FL to I1, SECTOR 2 = I1 to FL, DIFF = Difference To Personal Best Lap, P = Crossed Finish Line in Pit Lane, D = Time Disallowed

5 -	59.010	30.631	1:29.641	79.47	5.930	11:08:07.439
6 -	3:01.758	30.418	5:06.065	23.27	3:42.354	11:13:13.504
7 -	56.556	30.127	1:26.683 (3)	82.19	2.972	11:14:40.187
8 -	55.601	30.919	1:26.520 (2)	82.34	2.809	11:16:06.707
9 -	54.821	28.890	1:23.711 (1)	85.10		11:17:30.418

P6 57		Paul FISHER		Kawasaki -		
IDEAL LAP TIME :		BEST LAP TIME : 1:24.169		DIFFERENCE :		
LAP	SECTOR 1	SECTOR 2	LAP TIME	MPH	DIFF	TIME OF DAY
1 -						11:01:45.777
2 -			1:38.867	72.06	14.698	11:03:24.644
3 -			1:31.016	78.27	6.847	11:04:55.660
4 -			1:27.975	80.98	3.806	11:06:23.635
5 -			1:26.812 (3)	82.06	2.643	11:07:50.447
6 -			1:27.471	81.45	3.302	11:09:17.918
7 -			6:00.284	19.77	4:36.115	11:15:18.202
8 -			1:25.558 (2)	83.27	1.389	11:16:43.760
9 -			1:24.169 (1)	84.64		11:18:07.929

P7 6 S		Matt BARBER		Yamaha -		
IDEAL LAP TIME : 1:24.200		BEST LAP TIME : 1:24.325		DIFFERENCE : 0.125		
LAP	SECTOR 1	SECTOR 2	LAP TIME	MPH	DIFF	TIME OF DAY
1 -						11:01:43.903
2 -	1:06.754	32.527	1:39.281	71.76	14.956	11:03:23.184
3 -	57.496	30.891	1:28.387	80.60	4.062	11:04:51.571
4 -	55.638	30.008	1:25.646	83.18	1.321	11:06:17.217
5 -	55.060	29.674	1:24.734 (2)	84.08	0.409	11:07:41.951
6 -	54.733	29.592	1:24.325 (1)	84.49		11:09:06.276
7 -	59.492	29.679	4:30.179	26.37	3:05.854	11:13:36.455
8 -	55.839	29.467	1:25.306 (3)	83.51	0.981	11:15:01.761
9 -	59.529	IN PIT	1:32.787 P	76.78	8.462	11:16:34.548

P8 135		Daniel INGHAM		Honda - Derek Jones Butchers		
IDEAL LAP TIME : 1:24.609		BEST LAP TIME : 1:24.610		DIFFERENCE : 0.001		
LAP	SECTOR 1	SECTOR 2	LAP TIME	MPH	DIFF	TIME OF DAY
1 -						11:01:38.362
2 -	59.521	32.591	1:32.112	77.34	7.502	11:03:10.474
3 -	57.143	31.577	1:28.720	80.30	4.110	11:04:39.194
4 -	55.260	31.203	1:26.463	82.40	1.853	11:06:05.657
5 -	54.592	30.812	1:25.404 (3)	83.42	0.794	11:07:31.061
6 -	58.065	31.212	1:29.277	79.80	4.667	11:09:00.338
7 -	1:02.302	2:05.822	3:08.124	37.87	1:43.514	11:12:08.462
8 -	1:01.044	30.715	1:31.759	77.64	7.149	11:13:40.221
9 -	55.275	30.328	1:25.603	83.22	0.993	11:15:05.824
10 -	54.422	30.188	1:24.610 (1)	84.20		11:16:30.434
11 -	54.479	30.187	1:24.666 (2)	84.14	0.056	11:17:55.100

P9 174 S		Paul WHITBY		Yamaha - Greybridge Ltd		
IDEAL LAP TIME : 1:24.619		BEST LAP TIME : 1:24.619		DIFFERENCE : 0.000		
LAP	SECTOR 1	SECTOR 2	LAP TIME	MPH	DIFF	TIME OF DAY
1 -		IN PIT			P	11:07:14.642
2 -	OUTLAP	31.682	1:46.628	66.81	22.009	11:09:01.270
3 -	1:05.635	2:14.370	3:20.005	35.62	1:55.386	11:12:21.275
4 -	1:05.991	32.056	1:38.047	72.66	13.428	11:13:59.322
5 -	56.582	30.488	1:27.070 (3)	81.82	2.451	11:15:26.392
6 -	56.431	30.343	1:26.774 (2)	82.10	2.155	11:16:53.166
7 -	54.779	29.840	1:24.619 (1)	84.19		11:18:17.785

Weather / Track : Cloudy / Damp

Donington Park National
Circuit Length = 1.9790 miles
Start: 11:01 Flag 11:17 End: 11:19

BMCRC - MRO Championships 2019 - Rnd 4 @ Donington Park

Team Green Junior & Senior 300 / EDlasia Formula 400

FREE PRACTICE - SECTOR ANALYSIS



SECTOR 1 = FL to I1, SECTOR 2 = I1 to FL, DIFF = Difference To Personal Best Lap, P = Crossed Finish Line in Pit Lane, D = Time Disallowed

P10 125 S Ben MILES			Yamaha - Allspeed			
IDEAL LAP TIME : 1:29.193		BEST LAP TIME : 1:24.902		DIFFERENCE : -4.291		
LAP	SECTOR 1	SECTOR 2	LAP TIME	MPH	DIFF	TIME OF DAY
1 -						11:02:28.468
2 -	1:00.704	31.389	1:32.093	77.36	7.191	11:04:00.561
3 -	58.351	30.998	1:29.349	79.73	4.447	11:05:29.910
4 -	58.195	IN PIT	1:34.934 P	75.04	10.032	11:07:04.844
5 -	OUTLAP	31.079	2:10.312	54.67	45.410	11:09:15.156
6 -	1:10.661		5:03.915	23.44	3:39.013	11:14:19.071
7 -			1:26.436 (3)	82.42	1.534	11:15:45.507
8 -			1:24.902 (1)	83.91		11:17:10.409
9 -			1:26.237 (2)	82.61	1.335	11:18:36.646

P11 13 S Doug EDMONDSON			Yamaha - Martin Johnson Exhausts			
IDEAL LAP TIME : 1:25.312		BEST LAP TIME : 1:25.666		DIFFERENCE : 0.354		
LAP	SECTOR 1	SECTOR 2	LAP TIME	MPH	DIFF	TIME OF DAY
1 -						11:01:32.366
2 -	58.680	32.384	1:31.064	78.23	5.398	11:03:03.430
3 -	58.160	30.823	1:28.983	80.06	3.317	11:04:32.413
4 -	56.594	30.008	1:26.602 (3)	82.26	0.936	11:05:59.015
5 -	56.908	29.771	1:26.679	82.19	1.013	11:07:25.694
6 -	58.217	30.814	1:29.031	80.02	3.365	11:08:54.725
7 -	59.549	29.645	4:41.298	25.32	3:15.632	11:13:36.023
8 -	56.606	29.507	1:26.113 (2)	82.73	0.447	11:15:02.136
9 -	57.396	30.450	1:27.846	81.10	2.180	11:16:29.982
10 -	55.805	29.861	1:25.666 (1)	83.16		11:17:55.648

P12 101 S Andrew DAVIES			Yamaha - GIBSON EXHAUSTS			
IDEAL LAP TIME : 1:25.287		BEST LAP TIME : 1:26.275		DIFFERENCE : 0.988		
LAP	SECTOR 1	SECTOR 2	LAP TIME	MPH	DIFF	TIME OF DAY
1 -						11:01:45.364
2 -	1:15.518	34.464	1:49.982	64.78	23.707	11:03:35.346
3 -	1:01.112	33.222	1:34.334	75.52	8.059	11:05:09.680
4 -	58.679	30.791	1:29.470 (3)	79.63	3.195	11:06:39.150
5 -	57.888	31.109	1:28.997 (2)	80.05	2.722	11:08:08.147
6 -	3:08.070	30.804	5:08.777	23.07	3:42.502	11:13:16.924
7 -	56.119	30.156	1:26.275 (1)	82.58		11:14:43.199
8 -	55.131	IN PIT	1:30.504 P	78.72	4.229	11:16:13.703

P13 28 Kurt HODGSON			Honda - some local fools			
IDEAL LAP TIME : 1:26.094		BEST LAP TIME : 1:26.417		DIFFERENCE : 0.323		
LAP	SECTOR 1	SECTOR 2	LAP TIME	MPH	DIFF	TIME OF DAY
1 -						11:01:47.995
2 -	1:11.198	34.490	1:45.688	67.41	19.271	11:03:33.683
3 -	1:01.408	32.272	1:33.680	76.05	7.263	11:05:07.363
4 -	59.937	31.287	1:31.224	78.10	4.807	11:06:38.587
5 -	58.697	31.470	1:30.167	79.01	3.750	11:08:08.754
6 -	2:59.618	31.233	5:06.757	23.22	3:40.340	11:13:15.511
7 -	57.192	31.072	1:28.264 (3)	80.71	1.847	11:14:43.775
8 -	56.152	30.265	1:26.417 (1)	82.44		11:16:10.192
9 -	57.053	29.942	1:26.995 (2)	81.89	0.578	11:17:37.187

P14 35 S Sam DIGBY-BAKER			Kawasaki -			
IDEAL LAP TIME : 1:26.429		BEST LAP TIME : 1:26.429		DIFFERENCE : 0.000		
LAP	SECTOR 1	SECTOR 2	LAP TIME	MPH	DIFF	TIME OF DAY
1 -						11:01:51.630
2 -	1:12.428	36.798	1:49.226	65.22	22.797	11:03:40.856
3 -	1:05.814	35.364	1:41.178	70.41	14.749	11:05:22.034
4 -	1:03.975	32.887	1:36.862	73.55	10.433	11:06:58.896

Weather / Track : Cloudy / Damp

Donington Park National
Circuit Length = 1.9790 miles
Start: 11:01 Flag 11:17 End: 11:19

BMCRC - MRO Championships 2019 - Rnd 4 @ Donington Park

Team Green Junior & Senior 300 / EDlasia Formula 400

FREE PRACTICE - SECTOR ANALYSIS



SECTOR 1 = FL to I1, SECTOR 2 = I1 to FL, DIFF = Difference To Personal Best Lap, P = Crossed Finish Line in Pit Lane, D = Time Disallowed

5 -	1:02.345	33.716	1:36.061	74.16	9.632	11:08:34.957
6 -	1:02.354	2:30.441	3:32.795	33.48	2:06.366	11:12:07.752
7 -	1:02.452	31.089	1:33.541	76.16	7.112	11:13:41.293
8 -	57.760	30.795	1:28.555 (2)	80.45	2.126	11:15:09.848
9 -	58.084	30.633	1:28.717 (3)	80.30	2.288	11:16:38.565
10 -	56.551	29.878	1:26.429 (1)	82.43		11:18:04.994

P15 48		Richie WELSH		Yamaha - EDEN'S EXPERIENCES/PETER FLEMING			
IDEAL LAP TIME : 1:25.119		BEST LAP TIME : 1:27.193		DIFFERENCE : 2.074			
LAP	SECTOR 1	SECTOR 2	LAP TIME	MPH	DIFF	TIME OF DAY	
1 -						11:01:51.975	
2 -	1:09.964	34.341	1:44.305	68.30	17.112	11:03:36.280	
3 -	1:00.579	31.919	1:32.498 (3)	77.02	5.305	11:05:08.778	
4 -	57.664	29.938	1:27.602 (2)	81.32	0.409	11:06:36.380	
5 -	56.996	30.197	1:27.193 (1)	81.71		11:08:03.573	

P16 55 S		Nick COOPER		Honda - Skint Racing - Wemoto.com			
IDEAL LAP TIME : 1:27.306		BEST LAP TIME : 1:27.902		DIFFERENCE : 0.596			
LAP	SECTOR 1	SECTOR 2	LAP TIME	MPH	DIFF	TIME OF DAY	
1 -						11:01:37.470	
2 -	1:03.169	34.658	1:37.827	72.82	9.925	11:03:15.297	
3 -	1:03.390	32.743	1:36.133	74.11	8.231	11:04:51.430	
4 -	1:01.694	31.705	1:33.399	76.28	5.497	11:06:24.829	
5 -	58.687	32.644	1:31.331 (3)	78.00	3.429	11:07:56.160	
6 -		34.857	5:37.926	21.08	4:10.024	11:13:34.086	
7 -	1:03.357	42.596	1:45.953	67.24	18.051	11:15:20.039	
8 -	59.855	30.550	1:30.405 (2)	78.80	2.503	11:16:50.444	
9 -	56.756	31.146	1:27.902 (1)	81.05		11:18:18.346	

P17 3 J		Lewis JONES		Kawasaki - 151 s			
IDEAL LAP TIME : 1:28.238		BEST LAP TIME : 1:28.407		DIFFERENCE : 0.169			
LAP	SECTOR 1	SECTOR 2	LAP TIME	MPH	DIFF	TIME OF DAY	
1 -						11:01:41.726	
2 -	1:08.752	34.648	1:43.400	68.90	14.993	11:03:25.126	
3 -	59.692	32.713	1:32.405	77.10	3.998	11:04:57.531	
4 -	58.749	31.915	1:30.664	78.58	2.257	11:06:28.195	
5 -	57.286	31.941	1:29.227 (3)	79.84	0.820	11:07:57.422	
6 -	3:18.398	32.158	5:20.630	22.22	3:52.223	11:13:18.052	
7 -	57.862	32.015	1:29.877	79.27	1.470	11:14:47.929	
8 -	57.225	31.182	1:28.407 (1)	80.58		11:16:16.336	
9 -	58.093	31.013	1:29.106 (2)	79.95	0.699	11:17:45.442	

P18 36 J		Ash BARNES		Kawasaki - BARNEYRACING			
IDEAL LAP TIME : 1:28.579		BEST LAP TIME : 1:28.579		DIFFERENCE : 0.000			
LAP	SECTOR 1	SECTOR 2	LAP TIME	MPH	DIFF	TIME OF DAY	
1 -						11:01:41.381	
2 -	1:09.347	34.922	1:44.269	68.32	15.690	11:03:25.650	
3 -	1:02.299	33.075	1:35.374	74.70	6.795	11:05:01.024	
4 -	1:00.511	32.974	1:33.485	76.21	4.906	11:06:34.509	
5 -	59.317	31.826	1:31.143	78.16	2.564	11:08:05.652	
6 -	3:06.797	32.063	5:11.889	22.84	3:43.310	11:13:17.541	
7 -	58.207	31.640	1:29.847 (2)	79.29	1.268	11:14:47.388	
8 -	57.485	31.094	1:28.579 (1)	80.43		11:16:15.967	
9 -	58.454	31.626	1:30.080 (3)	79.09	1.501	11:17:46.047	

P19 14 S		Tony DAVIES		Kawasaki - 3D Racing			
IDEAL LAP TIME : 1:28.691		BEST LAP TIME : 1:28.691		DIFFERENCE : 0.000			
LAP	SECTOR 1	SECTOR 2	LAP TIME	MPH	DIFF	TIME OF DAY	
1 -						11:01:46.272	

Weather / Track : Cloudy / Damp

Donington Park National
Circuit Length = 1.9790 miles
Start: 11:01 Flag 11:17 End: 11:19

BMCRC - MRO Championships 2019 - Rnd 4 @ Donington Park

Team Green Junior & Senior 300 / EDlasia Formula 400

FREE PRACTICE - SECTOR ANALYSIS



SECTOR 1 = FL to I1, SECTOR 2 = I1 to FL, DIFF = Difference To Personal Best Lap, P = Crossed Finish Line in Pit Lane, D = Time Disallowed

2 -	1:14.774	37.508	1:52.282	63.45	23.591	11:03:38.554
3 -	1:05.316	34.694	1:40.010	71.23	11.319	11:05:18.564
4 -	1:02.858	32.105	1:34.963	75.02	6.272	11:06:53.527
5 -	1:01.442	32.756	1:34.198	75.63	5.507	11:08:27.725
6 -	1:00.887	2:47.140	3:48.027	31.24	2:19.336	11:12:15.752
7 -	1:04.505	32.462	1:36.967	73.47	8.276	11:13:52.719
8 -	58.103	31.977	1:30.080 (2)	79.09	1.389	11:15:22.799
9 -	59.807	31.536	1:31.343 (3)	77.99	2.652	11:16:54.142
10 -	57.374	31.317	1:28.691 (1)	80.33		11:18:22.833

P20 65 S Konrad BREESE			Kawasaki - STIHL Racing			
IDEAL LAP TIME : 1:28.293		BEST LAP TIME : 1:28.779		DIFFERENCE : 0.486		
LAP	SECTOR 1	SECTOR 2	LAP TIME	MPH	DIFF	TIME OF DAY
1 -						11:01:39.210
2 -	1:06.478	34.121	1:40.599	70.82	11.820	11:03:19.809
3 -	59.804	32.826	1:32.630	76.91	3.851	11:04:52.439
4 -	59.160	31.887	1:31.047	78.25	2.268	11:06:23.486
5 -	57.967	31.141	1:29.108 (3)	79.95	0.329	11:07:52.594
6 -	3:23.931	32.032	5:26.154	21.84	3:57.375	11:13:18.748
7 -	57.683	31.829	1:29.512	79.59	0.733	11:14:48.260
8 -	57.312	31.467	1:28.779 (1)	80.25		11:16:17.039
9 -	57.152	31.762	1:28.914 (2)	80.12	0.135	11:17:45.953

P21 441 J Eliot DUFTON			Kawasaki - Dad / Held / Torfx			
IDEAL LAP TIME : 1:28.793		BEST LAP TIME : 1:28.942		DIFFERENCE : 0.149		
LAP	SECTOR 1	SECTOR 2	LAP TIME	MPH	DIFF	TIME OF DAY
1 -		IN PIT				11:03:00.512
2 -	OUTLAP	35.641	2:11.153	54.32	42.211	11:05:11.665
3 -	1:00.342	32.369	1:32.711	76.84	3.769	11:06:44.376
4 -	1:00.506	32.077	1:32.583	76.95	3.641	11:08:16.959
5 -	2:46.170	32.637	5:01.332	23.64	3:32.390	11:13:18.291
6 -	57.966	31.484	1:29.450 (2)	79.64	0.508	11:14:47.741
7 -	57.469	32.124	1:29.593 (3)	79.52	0.651	11:16:17.334
8 -	57.618	31.324	1:28.942 (1)	80.10		11:17:46.276

P22 10 R Graham McCARTHY			Kawasaki -			
IDEAL LAP TIME : 1:28.834		BEST LAP TIME : 1:29.236		DIFFERENCE : 0.402		
LAP	SECTOR 1	SECTOR 2	LAP TIME	MPH	DIFF	TIME OF DAY
1 -						11:04:38.617
2 -	1:01.286	33.453	1:34.739 (2)	75.20	5.503	11:06:13.356
3 -	58.747	30.489	1:29.236 (1)	79.84		11:07:42.592
4 -	1:07.580	30.087	1:37.667 (3)	72.94	8.431	11:09:20.259

P23 28 S Kelvin HOARE			Kawasaki - Southern and Country Roofing Ltd			
IDEAL LAP TIME : 1:29.272		BEST LAP TIME : 1:29.303		DIFFERENCE : 0.031		
LAP	SECTOR 1	SECTOR 2	LAP TIME	MPH	DIFF	TIME OF DAY
1 -						11:02:13.775
2 -	1:04.717	34.798	1:39.515	71.59	10.212	11:03:53.290
3 -	1:01.888	33.788	1:35.676	74.46	6.373	11:05:28.966
4 -	59.864	32.371	1:32.235	77.24	2.932	11:07:01.201
5 -	1:01.962	32.832	1:34.794	75.15	5.491	11:08:35.995
6 -	1:02.969	2:37.513	3:40.482	32.31	2:11.179	11:12:16.477
7 -	1:04.065	32.644	1:36.709	73.67	7.406	11:13:53.186
8 -	57.720	31.583	1:29.303 (1)	79.78		11:15:22.489
9 -	59.575	31.903	1:31.478 (3)	77.88	2.175	11:16:53.967
10 -	57.756	31.552	1:29.308 (2)	79.77	0.005	11:18:23.275

Weather / Track : Cloudy / Damp

Donington Park National
Circuit Length = 1.9790 miles
Start: 11:01 Flag 11:17 End: 11:19

BMCRC - MRO Championships 2019 - Rnd 4 @ Donington Park

Team Green Junior & Senior 300 / EDlasia Formula 400

FREE PRACTICE - SECTOR ANALYSIS



SECTOR 1 = FL to I1, SECTOR 2 = I1 to FL, DIFF = Difference To Personal Best Lap, P = Crossed Finish Line in Pit Lane, D = Time Disallowed

P24 63 Daniel HARDY		Kawasaki -				
IDEAL LAP TIME : 1:29.274		BEST LAP TIME : 1:29.382		DIFFERENCE : 0.108		
LAP	SECTOR 1	SECTOR 2	LAP TIME	MPH	DIFF	TIME OF DAY
1 -						11:02:07.127
2 -	1:05.196	33.519	1:38.715	72.17	9.333	11:03:45.842
3 -	1:02.876	33.179	1:36.055	74.17	6.673	11:05:21.897
4 -	1:01.100	31.076	1:32.176 (3)	77.29	2.794	11:06:54.073
5 -	1:00.647	31.161	1:31.808 (2)	77.60	2.426	11:08:25.881
6 -	1:02.457	2:39.647	3:42.104	32.07	2:12.722	11:12:07.985
7 -	1:08.914	IN PIT	1:46.098 P	67.15	16.716	11:13:54.083
8 -	OUTLAP	30.880	2:51.911	41.44	1:22.529	11:16:45.994
9 -	58.394	30.988	1:29.382 (1)	79.71		11:18:15.376

P25 43 S Colin HALL		Kawasaki - simply saab				
IDEAL LAP TIME : 1:29.854		BEST LAP TIME : 1:29.854		DIFFERENCE : 0.000		
LAP	SECTOR 1	SECTOR 2	LAP TIME	MPH	DIFF	TIME OF DAY
1 -						11:01:42.983
2 -	1:11.216	34.826	1:46.042	67.18	16.188	11:03:29.025
3 -	1:05.465	34.301	1:39.766	71.41	9.912	11:05:08.791
4 -	1:02.746	33.738	1:36.484	73.84	6.630	11:06:45.275
5 -	1:02.421	33.405	1:35.826	74.34	5.972	11:08:21.101
6 -	1:06.205	33.954	5:25.418	21.89	3:55.564	11:13:46.519
7 -	1:00.950	33.517	1:34.467 (3)	75.41	4.613	11:15:20.986
8 -	1:00.861	33.152	1:34.013 (2)	75.78	4.159	11:16:54.999
9 -	58.170	31.684	1:29.854 (1)	79.29		11:18:24.853

P26 52 Gary JARMAN		Kawasaki - G & S Motorcycle tyres				
IDEAL LAP TIME : 1:28.970		BEST LAP TIME : 1:29.938		DIFFERENCE : 0.968		
LAP	SECTOR 1	SECTOR 2	LAP TIME	MPH	DIFF	TIME OF DAY
1 -						11:01:40.399
2 -	1:08.092	34.089	1:42.181	69.72	12.243	11:03:22.580
3 -	1:01.719	32.161	1:33.880 (3)	75.89	3.942	11:04:56.460
4 -	59.258	31.186	1:30.444 (2)	78.77	0.506	11:06:26.904
5 -	57.784	32.154	1:29.938 (1)	79.21		11:07:56.842

P27 68 J Lucca ALLEN		Kawasaki - Mark Allen Autosmart				
IDEAL LAP TIME : 1:31.171		BEST LAP TIME : 1:31.171		DIFFERENCE : 0.000		
LAP	SECTOR 1	SECTOR 2	LAP TIME	MPH	DIFF	TIME OF DAY
1 -						11:01:48.384
2 -	1:11.212	35.649	1:46.861 (3)	66.67	15.690	11:03:35.245
3 -	1:03.234	34.051	1:37.285 (2)	73.23	6.114	11:05:12.530
4 -	58.976	32.195	1:31.171 (1)	78.14		11:06:43.701

P28 22 S Samuel SMYTH		Kawasaki -				
IDEAL LAP TIME : 1:31.062		BEST LAP TIME : 1:31.600		DIFFERENCE : 0.538		
LAP	SECTOR 1	SECTOR 2	LAP TIME	MPH	DIFF	TIME OF DAY
1 -						11:02:48.850
2 -	1:03.119	33.189	1:36.308	73.97	4.708	11:04:25.158
3 -	59.487	32.113	1:31.600 (1)	77.77		11:05:56.758
4 -	1:00.944	32.775	1:33.719	76.02	2.119	11:07:30.477
5 -	1:00.701	33.255	1:33.956	75.82	2.356	11:09:04.433
6 -	1:06.015	2:10.064	3:16.079	36.33	1:44.479	11:12:20.512
7 -	1:07.544	34.600	1:42.144	69.75	10.544	11:14:02.656
8 -	1:01.018	32.491	1:33.509 (3)	76.19	1.909	11:15:36.165
9 -	58.949	33.654	1:32.603 (2)	76.93	1.003	11:17:08.768
10 -	59.786	35.043	1:34.829	75.13	3.229	11:18:43.597

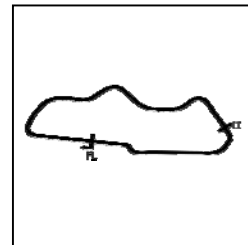
Weather / Track : Cloudy / Damp

Donington Park National
Circuit Length = 1.9790 miles
Start: 11:01 Flag 11:17 End: 11:19

BMCRC - MRO Championships 2019 - Rnd 4 @ Donington Park

Team Green Junior & Senior 300 / EDlasia Formula 400

FREE PRACTICE - SECTOR ANALYSIS



SECTOR 1 = FL to I1, SECTOR 2 = I1 to FL, DIFF = Difference To Personal Best Lap, P = Crossed Finish Line in Pit Lane, D = Time Disallowed

P29		6 S		Martin COOPER		Kawasaki -	
IDEAL LAP TIME : 1:30.517		BEST LAP TIME : 1:32.679		DIFFERENCE : 2.162			
LAP	SECTOR 1	SECTOR 2	LAP TIME	MPH	DIFF	TIME OF DAY	
1 -						11:01:51.739	
2 -	1:18.871	39.709	1:58.580	60.08	25.901	11:03:50.319	
3 -	1:08.509	35.433	1:43.942	68.54	11.263	11:05:34.261	
4 -	1:06.793	36.688	1:43.481	68.84	10.802	11:07:17.742	
5 -	1:01.663	32.361	1:34.024	75.77	1.345	11:08:51.766	
6 -	1:05.724	2:23.650	3:29.374	34.02	1:56.695	11:12:21.140	
7 -	1:08.762	32.949	1:41.711	70.04	9.032	11:14:02.851	
8 -	1:01.023	32.063	1:33.086 (2)	76.53	0.407	11:15:35.937	
9 -	58.454	34.225	1:32.679 (1)	76.87		11:17:08.616	
10 -	1:00.635	32.579	1:33.214 (3)	76.43	0.535	11:18:41.830	

P30		24		Harley GODZISZ		Honda - HRG Performance	
IDEAL LAP TIME : 1:32.680		BEST LAP TIME : 1:33.001		DIFFERENCE : 0.321			
LAP	SECTOR 1	SECTOR 2	LAP TIME	MPH	DIFF	TIME OF DAY	
1 -		IN PIT			P	11:06:05.411	
2 -	OUTLAP	32.668	2:01.101	58.83	28.100	11:08:06.512	
3 -		32.877	5:27.749 (3)	21.73	3:54.748	11:13:34.261	
4 -	1:01.931	31.198	1:33.129 (2)	76.50	0.128	11:15:07.390	
5 -	1:01.583	31.418	1:33.001 (1)	76.60		11:16:40.391	
6 -	1:01.482	IN PIT	1:38.244 P	72.51	5.243	11:18:18.635	

P31		97 S/R		Nicholas TAIG		Honda - Mantis Motorsports	
IDEAL LAP TIME : 1:33.079		BEST LAP TIME : 1:33.079		DIFFERENCE : 0.000			
LAP	SECTOR 1	SECTOR 2	LAP TIME	MPH	DIFF	TIME OF DAY	
1 -						11:01:40.623	
2 -	1:14.607	36.174	1:50.781	64.31	17.702	11:03:31.404	
3 -	1:06.913	34.914	1:41.827	69.96	8.748	11:05:13.231	
4 -	1:03.662	33.505	1:37.167 (3)	73.32	4.088	11:06:50.398	
5 -	1:03.945	33.638	1:37.583	73.01	4.504	11:08:27.981	
6 -	1:07.165	2:41.922	3:49.087	31.10	2:16.008	11:12:17.068	
7 -	1:09.702	33.917	1:43.619	68.75	10.540	11:14:00.687	
8 -	1:00.218	32.861	1:33.079 (1)	76.54		11:15:33.766	
9 -	1:00.428	35.658	1:36.086 (2)	74.14	3.007	11:17:09.852	
10 -	1:01.828	35.898	1:37.726	72.90	4.647	11:18:47.578	

P32		88 S		David COURT		Kawasaki -	
IDEAL LAP TIME : 1:32.349		BEST LAP TIME : 1:33.214		DIFFERENCE : 0.865			
LAP	SECTOR 1	SECTOR 2	LAP TIME	MPH	DIFF	TIME OF DAY	
1 -		IN PIT			P	11:03:06.894	
2 -	OUTLAP	37.211	2:22.806	49.89	49.592	11:05:29.700	
3 -	1:05.995	34.580	1:40.575	70.83	7.361	11:07:10.275	
4 -	1:02.945	34.254	1:37.199	73.29	3.985	11:08:47.474	
5 -	1:07.306	2:23.492	3:30.798	33.79	1:57.584	11:12:18.272	
6 -	1:09.599	36.173	1:45.772	67.35	12.558	11:14:04.044	
7 -	1:01.308	33.121	1:34.429 (2)	75.44	1.215	11:15:38.473	
8 -	59.228	33.986	1:33.214 (1)	76.43		11:17:11.687	
9 -	1:00.636	35.938	1:36.574 (3)	73.77	3.360	11:18:48.261	

P33		33		Jordan HARRIS		Suzuki - Steve Jordan Motorcycles	
IDEAL LAP TIME : 1:33.521		BEST LAP TIME : 1:33.559		DIFFERENCE : 0.038			
LAP	SECTOR 1	SECTOR 2	LAP TIME	MPH	DIFF	TIME OF DAY	
1 -						11:02:44.001	
2 -	1:09.421	34.818	1:44.239	68.34	10.680	11:04:28.240	
3 -	1:03.909	33.181	1:37.090 (3)	73.38	3.531	11:06:05.330	
4 -	1:03.225	32.448	1:35.673 (2)	74.46	2.114	11:07:41.003	
5 -	1:01.073	32.486	1:33.559 (1)	76.15		11:09:14.562	

Weather / Track : Cloudy / Damp

Donington Park National
Circuit Length = 1.9790 miles
Start: 11:01 Flag 11:17 End: 11:19

BMCRC - MRO Championships 2019 - Rnd 4 @ Donington Park

Team Green Junior & Senior 300 / EDlasia Formula 400

FREE PRACTICE - SECTOR ANALYSIS



SECTOR 1 = FL to I1, SECTOR 2 = I1 to FL, DIFF = Difference To Personal Best Lap, P = Crossed Finish Line in Pit Lane, D = Time Disallowed

P34 74 R David BOWLER			Honda -			
IDEAL LAP TIME : 1:33.203		BEST LAP TIME : 1:33.674		DIFFERENCE : 0.471		
LAP	SECTOR 1	SECTOR 2	LAP TIME	MPH	DIFF	TIME OF DAY
1 -						11:01:50.326
2 -	1:12.860	37.256	1:50.116	64.70	16.442	11:03:40.442
3 -	1:05.880	34.524	1:40.404	70.95	6.730	11:05:20.846
4 -	1:04.671	32.300	1:36.971	73.47	3.297	11:06:57.817
5 -	1:03.256	33.948	1:37.204	73.29	3.530	11:08:35.021
6 -	1:09.235	2:32.974	3:42.209	32.06	2:08.535	11:12:17.230
7 -	1:09.026	32.807	1:41.833	69.96	8.159	11:13:59.063
8 -	1:00.903	32.771	1:33.674 (1)	76.05		11:15:32.737
9 -	1:01.423	33.965	1:35.388 (3)	74.69	1.714	11:17:08.125
10 -	1:02.336	32.505	1:34.841 (2)	75.12	1.167	11:18:42.966

P35 24 S Darren STOLTON			Kawasaki -			
IDEAL LAP TIME : 1:33.712		BEST LAP TIME : 1:34.086		DIFFERENCE : 0.374		
LAP	SECTOR 1	SECTOR 2	LAP TIME	MPH	DIFF	TIME OF DAY
1 -						11:01:43.429
2 -	1:15.826	35.877	1:51.703	63.78	17.617	11:03:35.132
3 -	1:04.206	34.588	1:38.794	72.11	4.708	11:05:13.926
4 -	1:03.224	33.867	1:37.091 (3)	73.38	3.005	11:06:51.017
5 -	1:04.282	33.678	1:37.960	72.73	3.874	11:08:28.977
6 -	1:06.627	2:42.463	3:49.090	31.09	2:15.004	11:12:18.067
7 -	1:08.905	33.785	1:42.690	69.38	8.604	11:14:00.757
8 -	1:00.894	33.192	1:34.086 (1)	75.72		11:15:34.843
9 -	1:00.520	35.216	1:35.736 (2)	74.41	1.650	11:17:10.579
10 -	1:01.293	36.664	1:37.957	72.73	3.871	11:18:48.536

P36 16 J Harry COOPER			Kawasaki -			
IDEAL LAP TIME : 1:34.200		BEST LAP TIME : 1:34.200		DIFFERENCE : 0.000		
LAP	SECTOR 1	SECTOR 2	LAP TIME	MPH	DIFF	TIME OF DAY
1 -						11:01:53.528
2 -	1:17.426	39.482	1:56.908	60.94	22.708	11:03:50.436
3 -	1:08.841	35.530	1:44.371	68.26	10.171	11:05:34.807
4 -	1:06.795	34.454	1:41.249	70.36	7.049	11:07:16.056
5 -	1:04.647	33.402	1:38.049	72.66	3.849	11:08:54.105
6 -	1:12.033	2:15.283	3:27.316	34.36	1:53.116	11:12:21.421
7 -	1:09.976	33.630	1:43.606	68.76	9.406	11:14:05.027
8 -	1:01.447	32.935	1:34.382 (2)	75.48	0.182	11:15:39.409
9 -	1:01.271	32.929	1:34.200 (1)	75.63		11:17:13.609
10 -	1:01.744	33.722	1:35.466 (3)	74.63	1.266	11:18:49.075

P37 47 Allan CLARK			Kawasaki - A Clark & Sons Builders			
IDEAL LAP TIME : 1:33.724		BEST LAP TIME : 1:35.504		DIFFERENCE : 1.780		
LAP	SECTOR 1	SECTOR 2	LAP TIME	MPH	DIFF	TIME OF DAY
1 -						11:01:42.257
2 -	1:07.302	34.557	1:41.859 (2)	69.94	6.355	11:03:24.116
3 -	1:02.860	32.644	1:35.504 (1)	74.60		11:04:59.620
4 -	1:01.080	IN PIT	1:38.487 P	72.34	2.983	11:06:38.107

P38 122 S Paul WILSON			Kawasaki -			
IDEAL LAP TIME : 1:35.955		BEST LAP TIME : 1:35.955		DIFFERENCE : 0.000		
LAP	SECTOR 1	SECTOR 2	LAP TIME	MPH	DIFF	TIME OF DAY
1 -						11:02:10.366
2 -	1:09.483	35.927	1:45.410	67.58	9.455	11:03:55.776
3 -	1:05.530	34.281	1:39.811 (3)	71.38	3.856	11:05:35.587
4 -	1:06.134	35.634	1:41.768	70.00	5.813	11:07:17.355
5 -	1:06.196	34.704	1:40.900	70.61	4.945	11:08:58.255

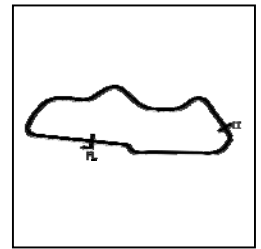
Weather / Track : Cloudy / Damp

Donington Park National
Circuit Length = 1.9790 miles
Start: 11:01 Flag 11:17 End: 11:19

BMCRC - MRO Championships 2019 - Rnd 4 @ Donington Park

Team Green Junior & Senior 300 / EDlasia Formula 400

FREE PRACTICE - SECTOR ANALYSIS



SECTOR 1 = FL to I1, SECTOR 2 = I1 to FL, DIFF = Difference To Personal Best Lap, P = Crossed Finish Line in Pit Lane, D = Time Disallowed

6 -	1:09.954	2:15.147	3:25.101	34.73	1:49.146	11:12:23.356
7 -	1:16.013	33.640	1:49.653	64.97	13.698	11:14:13.009
8 -	1:02.592	33.517	1:36.109 (2)	74.13	0.154	11:15:49.118
9 -	1:02.565	33.390	1:35.955 (1)	74.24		11:17:25.073

P39	48 S	Kevin SABBARTON	Kawasaki - Karen Castle Opticians			
IDEAL LAP TIME : 1:37.478		BEST LAP TIME : 1:37.801	DIFFERENCE : 0.323			
LAP	SECTOR 1	SECTOR 2	LAP TIME	MPH	DIFF	TIME OF DAY
1 -						11:01:47.427
2 -	1:13.682	38.040	1:51.722	63.77	13.921	11:03:39.149
3 -	1:06.237	34.121	1:40.358 (3)	70.99	2.557	11:05:19.507
4 -	1:05.418	34.087	1:39.505 (2)	71.60	1.704	11:06:59.012
5 -	1:03.391	34.410	1:37.801 (1)	72.84		11:08:36.813

P40	42 J	Christopher JOHNSON	Kawasaki -			
IDEAL LAP TIME : 1:37.122		BEST LAP TIME : 1:37.877	DIFFERENCE : 0.755			
LAP	SECTOR 1	SECTOR 2	LAP TIME	MPH	DIFF	TIME OF DAY
1 -						11:01:41.587
2 -	1:18.775	40.164	1:58.939	59.90	21.062	11:03:40.526
3 -	1:11.382	36.956	1:48.338	65.76	10.461	11:05:28.864
4 -	1:10.692	36.273	1:46.965	66.60	9.088	11:07:15.829
5 -	1:07.096	35.330	1:42.426	69.55	4.549	11:08:58.255
6 -	1:09.404	2:09.048	3:18.452	35.90	1:40.575	11:12:16.707
7 -	1:09.911	35.521	1:45.432	67.57	7.555	11:14:02.139
8 -	1:04.727	34.167	1:38.894 (2)	72.04	1.017	11:15:41.033
9 -	1:02.955	34.922	1:37.877 (1)	72.79		11:17:18.910
10 -	1:04.607	34.457	1:39.064 (3)	71.91	1.187	11:18:57.974

P41	617 S	Tom SPALDING	Kawasaki - Spalding Project Management Ltd			
IDEAL LAP TIME : 1:37.951		BEST LAP TIME : 1:37.951	DIFFERENCE : 0.000			
LAP	SECTOR 1	SECTOR 2	LAP TIME	MPH	DIFF	TIME OF DAY
1 -						11:02:47.041
2 -	1:22.839	39.897	2:02.736	58.04	24.785	11:04:49.777
3 -	1:08.760	36.526	1:45.286	67.66	7.335	11:06:35.063
4 -	1:05.355	36.327	1:41.682 (3)	70.06	3.731	11:08:16.745
5 -	1:17.520	2:44.786	4:02.306	29.40	2:24.355	11:12:19.051
6 -	1:14.143	35.613	1:49.756	64.91	11.805	11:14:08.807
7 -	1:04.974	34.566	1:39.540 (2)	71.57	1.589	11:15:48.347
8 -	1:03.761	34.190	1:37.951 (1)	72.73		11:17:26.298

P42	70 S	Sean HALL	Kawasaki - S and y ceramics			
IDEAL LAP TIME : 1:38.656		BEST LAP TIME : 1:38.955	DIFFERENCE : 0.299			
LAP	SECTOR 1	SECTOR 2	LAP TIME	MPH	DIFF	TIME OF DAY
1 -						11:02:28.281
2 -	1:09.934	37.358	1:47.292	66.40	8.337	11:04:15.573
3 -	1:05.438	35.113	1:40.551 (3)	70.85	1.596	11:05:56.124
4 -	1:05.214	34.437	1:39.651 (2)	71.49	0.696	11:07:35.775
5 -	1:04.219	34.736	1:38.955 (1)	71.99		11:09:14.730

P43	7 S	Michael SHARMAN	Kawasaki -			
IDEAL LAP TIME : 1:40.465		BEST LAP TIME : 1:40.559	DIFFERENCE : 0.094			
LAP	SECTOR 1	SECTOR 2	LAP TIME	MPH	DIFF	TIME OF DAY
1 -						11:01:44.943
2 -	1:15.963	36.884	1:52.847	63.13	12.288	11:03:37.790
3 -	1:05.944	34.615	1:40.559 (1)	70.85		11:05:18.349
4 -	1:06.233	35.288	1:41.521 (3)	70.17	0.962	11:06:59.870
5 -	1:05.850	35.303	1:41.153 (2)	70.43	0.594	11:08:41.023
6 -	1:09.451	2:34.304	3:43.755	31.84	2:03.196	11:12:24.778

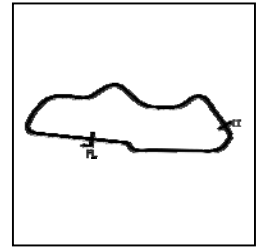
Weather / Track : Cloudy / Damp

Donington Park National
Circuit Length = 1.9790 miles
Start: 11:01 Flag 11:17 End: 11:19

BMCRC - MRO Championships 2019 - Rnd 4 @ Donington Park

Team Green Junior & Senior 300 / EDlasia Formula 400

FREE PRACTICE - SECTOR ANALYSIS



SECTOR 1 = FL to I1, SECTOR 2 = I1 to FL, DIFF = Difference To Personal Best Lap, P = Crossed Finish Line in Pit Lane, D = Time Disallowed

P44 77 J		Joe WHITE		Kawasaki - Just In Graphics / MZ Contracts			
IDEAL LAP TIME : 1:43.436		BEST LAP TIME : 1:43.963		DIFFERENCE : 0.527			
LAP	SECTOR 1	SECTOR 2	LAP TIME	MPH	DIFF	TIME OF DAY	
1 -							11:01:50.213
2 -	1:19.937	39.262	1:59.199	59.77	15.236		11:03:49.412
3 -	1:13.826	37.657	1:51.483	63.90	7.520		11:05:40.895
4 -	1:11.769	38.100	1:49.869	64.84	5.906		11:07:30.764
5 -	1:10.589	37.132	1:47.721	66.13	3.758		11:09:18.485
6 -	3:38.683	37.192	4:15.875	27.84	2:31.912		11:13:34.360
7 -	1:08.536	36.049	1:44.585 (2)	68.12	0.622		11:15:18.945
8 -	1:09.178	35.561	1:44.739 (3)	68.02	0.776		11:17:03.684
9 -	1:07.875	36.088	1:43.963 (1)	68.53			11:18:47.647

P45 71 S		Karie HENLY		Kawasaki - Thomas Racing			
IDEAL LAP TIME : 1:46.568		BEST LAP TIME : 1:47.490		DIFFERENCE : 0.922			
LAP	SECTOR 1	SECTOR 2	LAP TIME	MPH	DIFF	TIME OF DAY	
1 -							11:01:38.564
2 -	1:16.730	38.649	1:55.379	61.74	7.889		11:03:33.943
3 -	1:14.318	39.272	1:53.590	62.72	6.100		11:05:27.533
4 -	1:12.487	37.031	1:49.518	65.05	2.028		11:07:17.051
5 -	1:11.015	36.475	1:47.490 (1)	66.28			11:09:04.541
6 -	1:14.557	2:03.614	3:18.171	35.95	1:30.681		11:12:22.712
7 -	1:19.500	36.384	1:55.884	61.48	8.394		11:14:18.596
8 -	1:11.845	37.193	1:49.038 (3)	65.34	1.548		11:16:07.634
9 -	1:10.184	37.395	1:47.579 (2)	66.22	0.089		11:17:55.213

P46 707 J		Sam SPALDING		Kawasaki - Spalding Project Management Ltd			
IDEAL LAP TIME : 2:26.841		BEST LAP TIME : 2:27.020		DIFFERENCE : 0.179			
LAP	SECTOR 1	SECTOR 2	LAP TIME	MPH	DIFF	TIME OF DAY	
1 -							11:02:48.637
2 -	1:46.504	52.877	2:39.381	44.70	12.361		11:05:28.018
3 -	1:45.841	52.736	2:38.577 (3)	44.92	11.557		11:08:06.595
4 -	1:38.121	2:34.765	4:12.886	28.17	1:45.866		11:12:19.481
5 -	1:42.864	52.826	2:35.690 (2)	45.76	8.670		11:14:55.171
6 -	1:38.300	48.720	2:27.020 (1)	48.46			11:17:22.191

Weather / Track : Cloudy / Damp

Donington Park National
 Circuit Length = 1.9790 miles
 Start: 11:01 Flag 11:17 End: 11:19

BMCRC - MRO Championships 2019 - Rnd 4 @ Donington Park

Team Green Junior & Senior 300 / EDlasia Formula 400

FREE PRACTICE - BEST SECTORS

SECTOR 1				SECTOR 2			IDEAL / BEST COMPARISON					
POS	NO	NAME	TIME	NO	NAME	TIME	POS	NO	NAME	IDEAL	BEST	DIFF
									PERFECT LAP	1:20.130		
1	78	POVAH	51.832	12	WALDER	28.298	1	78	POVAH	1:20.225	1:20.225	0.000
2	86	SCOTT	53.394	78	POVAH	28.393	2	86	SCOTT	1:22.132	1:22.132	0.000
3	12	WALDER	54.133	86	SCOTT	28.738	3	12	WALDER	1:22.431	1:22.886	0.455
4	135	INGHAM	54.422	127	GREEN	28.890	4	127	GREEN	1:23.711	1:23.711	0.000
5	6	BARBER	54.733	6	BARBER	29.467	5	6	BARBER	1:24.200	1:24.325	0.125
6	174	WHITBY	54.779	13	EDMONDSON	29.507	6	135	INGHAM	1:24.609	1:24.610	0.001
7	127	GREEN	54.821	174	WHITBY	29.840	7	174	WHITBY	1:24.619	1:24.619	0.000
8	101	DAVIES	55.131	35	DIGBY-BAKER	29.878	8	48	WELSH	1:25.119	1:27.193	2.074
9	48	WELSH	55.181	48	WELSH	29.938	9	101	DAVIES	1:25.287	1:26.275	0.988
10	13	EDMONDSON	55.805	28	HODGSON	29.942	10	13	EDMONDSON	1:25.312	1:25.666	0.354
11	28	HODGSON	56.152	10	McCARTHY	30.087	11	28	HODGSON	1:26.094	1:26.417	0.323
12	35	DIGBY-BAKER	56.551	101	DAVIES	30.156	12	35	DIGBY-BAKER	1:26.429	1:26.429	0.000
13	55	COOPER	56.756	135	INGHAM	30.187	13	55	COOPER	1:27.306	1:27.902	0.596
14	65	BREESE	57.152	55	COOPER	30.550	14	3	JONES	1:28.238	1:28.407	0.169
15	3	JONES	57.225	63	HARDY	30.880	15	65	BREESE	1:28.293	1:28.779	0.486
16	14	DAVIES	57.374	125	MILES	30.998	16	36	BARNES	1:28.579	1:28.579	0.000
17	441	DUFTON	57.469	3	JONES	31.013	17	14	DAVIES	1:28.691	1:28.691	0.000
18	36	BARNES	57.485	36	BARNES	31.094	18	441	DUFTON	1:28.793	1:28.942	0.149
19	28	HOARE	57.720	65	BREESE	31.141	19	10	McCARTHY	1:28.834	1:29.236	0.402
20	52	JARMAN	57.784	52	JARMAN	31.186	20	52	JARMAN	1:28.970	1:29.938	0.968
21	43	HALL	58.170	24	GODZISZ	31.198	21	125	MILES	1:29.193	1:24.902	-4.291
22	125	MILES	58.195	14	DAVIES	31.317	22	28	HOARE	1:29.272	1:29.303	0.031
23	63	HARDY	58.394	441	DUFTON	31.324	23	63	HARDY	1:29.274	1:29.382	0.108
24	6	COOPER	58.454	28	HOARE	31.552	24	43	HALL	1:29.854	1:29.854	0.000
25	10	McCARTHY	58.747	43	HALL	31.684	25	6	COOPER	1:30.517	1:32.679	2.162
26	22	SMYTH	58.949	6	COOPER	32.063	26	22	SMYTH	1:31.062	1:31.600	0.538
27	68	ALLEN	58.976	22	SMYTH	32.113	27	68	ALLEN	1:31.171	1:31.171	0.000
28	88	COURT	59.228	68	ALLEN	32.195	28	88	COURT	1:32.349	1:33.214	0.865
29	97	TAIG	1:00.218	74	BOWLER	32.300	29	24	GODZISZ	1:32.680	1:33.001	0.321
30	24	STOLTON	1:00.520	33	HARRIS	32.448	30	97	TAIG	1:33.079	1:33.079	0.000
31	74	BOWLER	1:00.903	47	CLARK	32.644	31	74	BOWLER	1:33.203	1:33.674	0.471
32	33	HARRIS	1:01.073	97	TAIG	32.861	32	33	HARRIS	1:33.521	1:33.559	0.038
33	47	CLARK	1:01.080	16	COOPER	32.929	33	24	STOLTON	1:33.712	1:34.086	0.374
34	16	COOPER	1:01.271	88	COURT	33.121	34	47	CLARK	1:33.724	1:35.504	1.780
35	24	GODZISZ	1:01.482	24	STOLTON	33.192	35	16	COOPER	1:34.200	1:34.200	0.000
36	122	WILSON	1:02.565	122	WILSON	33.390	36	122	WILSON	1:35.955	1:35.955	0.000
37	42	JOHNSON	1:02.955	48	SABBARTON	34.087	37	42	JOHNSON	1:37.122	1:37.877	0.755
38	48	SABBARTON	1:03.391	42	JOHNSON	34.167	38	48	SABBARTON	1:37.478	1:37.801	0.323
39	617	SPALDING	1:03.761	617	SPALDING	34.190	39	617	SPALDING	1:37.951	1:37.951	0.000
40	70	HALL	1:04.219	70	HALL	34.437	40	70	HALL	1:38.656	1:38.955	0.299
41	7	SHARMAN	1:05.850	7	SHARMAN	34.615	41	7	SHARMAN	1:40.465	1:40.559	0.094
42	77	WHITE	1:07.875	77	WHITE	35.561	42	77	WHITE	1:43.436	1:43.963	0.527
43	71	HENLY	1:10.184	71	HENLY	36.384	43	71	HENLY	1:46.568	1:47.490	0.922
44	707	SPALDING	1:38.121	707	SPALDING	48.720	44	707	SPALDING	2:26.841	2:27.020	0.179
45							45	126	DAVIES		1:23.410	
46							46	57	FISHER		1:24.169	

Weather / Track : Cloudy / Damp

Donington Park National
Circuit Length = 1.9790 miles
Start: 11:01 Flag 11:17 End: 11:19

Results can be found at www.tsl-timing.com

Printed - 11:21 Saturday, 18 May 2019

BMCRC - MRO Championships 2019 - Rnd 4 @ Donington Park

Team Green Junior & Senior 300 / EDlasia Formula 400

QUALIFYING - CLASSIFICATION

POS	NO	CL	PIC NAME	ENTRY	TIME	ON	LAPS	GAP	DIFF	MPH
1	126		1 Glynn DAVIES	Kawasaki -	1:17.059	5	7			92.45
2	78		2 Keith POVAH	Kawasaki - Park School Engine Club	1:18.402	9	9	1.343	1.343	90.87
3	48		3 Richie WELSH	Yamaha - EDEN'S EXPERIENCES/PETER FLEMING	1:18.672	9	9	1.613	0.270	90.56
4	86		4 Mathew SCOTT	Kawasaki - Dynotech Performance	1:19.294	9	9	2.235	0.622	89.85
5	13	S	1 Doug EDMONDSON	Yamaha - Martin Johnson Exhausts	1:20.590	5	9	3.531	1.296	88.40
6	125	S	2 Ben MILES	Yamaha - Allspeed	1:21.010	8	9	3.951	0.420	87.94
7	12		5 Grant WALDER	Kawasaki - Fins Motorcycles	1:21.522	8	9	4.463	0.512	87.39
8	6	S	3 Matt BARBER	Yamaha -	1:21.646	4	9	4.587	0.124	87.26
9	57		6 Paul FISHER	Kawasaki -	1:21.956	7	9	4.897	0.310	86.93
10	135		7 Daniel INGHAM	Honda - Derek Jones Butchers	1:22.117	7	9	5.058	0.161	86.76
11	10	R	1 Graham McCARTHY	Kawasaki -	1:22.270	5	8	5.211	0.153	86.60
12	127		8 Adam GREEN	Kawasaki - Royal Air Force Motorsport Association	1:22.395	7	9	5.336	0.125	86.46
13	101	S	4 Andrew DAVIES	Yamaha - GIBSON EXHAUSTS	1:22.736	5	9	5.677	0.341	86.11
14	36	J	1 Ash BARNES	Kawasaki - BARNEYRACING	1:24.440	6	9	7.381	1.704	84.37
15	28		9 Kurt HODGSON	Honda - some local fools	1:24.483	9	9	7.424	0.043	84.33
16	35	S	5 Sam DIGBY-BAKER	Kawasaki -	1:24.523	6	9	7.464	0.040	84.29
17	174	S	6 Paul WHITBY	Yamaha - Greybridge Ltd	1:24.693	8	9	7.634	0.170	84.12
18	52		10 Gary JARMAN	Kawasaki - G & S Motorcycle tyres	1:24.962	6	7	7.903	0.269	83.85
19	63		11 Daniel HARDY	Kawasaki -	1:24.988	9	9	7.929	0.026	83.83
20	3	J	2 Lewis JONES	Kawasaki - 151 s	1:25.101	5	9	8.042	0.113	83.71
21	441	J	3 Elliot DUFTON	Kawasaki - Dad / Held / Torfx	1:25.177	9	9	8.118	0.076	83.64
22	55	S	7 Nick COOPER	Honda - Skint Racing - Wemoto.com	1:25.565	5	9	8.506	0.388	83.26
23	14	S	1 Tony DAVIES	Kawasaki - 3D Racing	1:25.817	7	9	8.758	0.252	83.02
24	28	S	2 Kelvin HOARE	Kawasaki - Southern and Country Roofing Ltd	1:27.352	9	9	10.293	1.535	81.56
25	6	S	3 Martin COOPER	Kawasaki -	1:27.454	6	9	10.395	0.102	81.46
26	65	S	4 Konrad BREESE	Kawasaki - STIHL Racing	1:27.466	8	9	10.407	0.012	81.45
27	22*	S	5 Samuel SMYTH	Kawasaki -	1:27.628	8	8	10.569	0.162	81.30
28	68	J	4 Lucca ALLEN	Kawasaki - Mark Allen Autosmart	1:27.781	7	9	10.722	0.153	81.16
29	33		12 Jordan HARRIS	Suzuki - Steve Jordan Motorcycles	1:28.410	8	8	11.351	0.629	80.58
30	42	J	5 Christopher JOHNSON	Kawasaki -	1:30.031	8	8	12.972	1.621	79.13
31	74	R	2 David BOWLER	Honda -	1:30.241	5	8	13.182	0.210	78.95
32	47		13 Allan CLARK	Kawasaki - A Clark & Sons Builders	1:30.322	8	8	13.263	0.081	78.88
33	24	S	6 Darren STOLTON	Kawasaki -	1:30.336	8	8	13.277	0.014	78.86
34	24		14 Harley GODZISZ	Honda - HRG Performance	1:30.439	7	8	13.380	0.103	78.77
35	88	S	7 David COURT	Kawasaki -	1:30.552	5	8	13.493	0.113	78.68
36	43	S	8 Colin HALL	Kawasaki - simply saab	1:31.060	8	8	14.001	0.508	78.24
37	66	R	3 Damian COTTRELL	Kawasaki - J P METAL TREATMENTS	1:31.373	3	5	14.314	0.313	77.97
38	7	S	9 Michael SHARMAN	Kawasaki -	1:32.674	7	8	15.615	1.301	76.87
39	48	S	10 Kevin SABBARTON	Kawasaki - Karen Castle Opticians	1:33.180	8	8	16.121	0.506	76.46
40	70	S	11 Sean HALL	Kawasaki - S and y ceramics	1:33.515	8	8	16.456	0.335	76.18
41	16	J	6 Harry COOPER	Kawasaki -	1:33.649	8	8	16.590	0.134	76.07
42	122	S	12 Paul WILSON	Kawasaki -	1:33.860	7	8	16.801	0.211	75.90
43	97	S/R	1 Nicholas TAIG	Honda - Mantis Motorsports	1:34.288	6	8	17.229	0.428	75.56
44	617	S	13 Tom SPALDING	Kawasaki - Spalding Project Management Ltd	1:35.579	7	8	18.520	1.291	74.54
45	77	J	7 Joe WHITE	Kawasaki - Just In Graphics / MZ Contracts	1:41.878	4	8	24.819	6.299	69.93
46	707	J	8 Sam SPALDING	Kawasaki - Spalding Project Management Ltd	2:10.669	5	6	53.610	28.791	54.52

No. 22 - Please fit a working transponder

Weather / Track : Bright / Dry

These results are provisional until the conclusion of any judicial and technical matters.

Donington Park National
Circuit Length = 1.9790 miles
Start: 14:23 Flag 14:34 End: 14:36

Clerk Of Course :	Timekeeper :
-------------------	--------------

Results can be found at www.tsl-timing.com

Printed - 14:44 Saturday, 18 May 2019



BMCRC - MRO Championships 2019 - Rnd 4 @ Donington Park

Team Green Junior & Senior 300 / EDlasia Formula 400

QUALIFYING - SECTOR ANALYSIS



SECTOR 1 = FL to I1, SECTOR 2 = I1 to FL, DIFF = Difference To Personal Best Lap, P = Crossed Finish Line in Pit Lane, D = Time Disallowed

P1 126		Glynn DAVIES		Kawasaki -		
IDEAL LAP TIME : 1:16.898		BEST LAP TIME : 1:17.059		DIFFERENCE : 0.161		
LAP	SECTOR 1	SECTOR 2	LAP TIME	MPH	DIFF	TIME OF DAY
1 -						14:23:43.638
2 -	53.132	28.070	1:21.202	87.73	4.143	14:25:04.840
3 -	50.558	27.542	1:18.100 (3)	91.22	1.041	14:26:22.940
4 -	50.238	27.154	1:17.392 (2)	92.05	0.333	14:27:40.332
5 -	49.744	27.315	1:17.059 (1)	92.45		14:28:57.391
6 -	53.243	29.438	1:22.681	86.17	5.622	14:30:20.072
7 -	56.184	IN PIT	1:34.393 P	75.47	17.334	14:31:54.465

P2 78		Keith POVAH		Kawasaki - Park School Engine Club		
IDEAL LAP TIME : 1:18.338		BEST LAP TIME : 1:18.402		DIFFERENCE : 0.064		
LAP	SECTOR 1	SECTOR 2	LAP TIME	MPH	DIFF	TIME OF DAY
1 -						14:23:40.943
2 -	53.739	28.088	1:21.827	87.06	3.425	14:25:02.770
3 -	51.965	28.825	1:20.790	88.18	2.388	14:26:23.560
4 -	50.923	27.765	1:18.688 (2)	90.54	0.286	14:27:42.248
5 -	51.138	27.834	1:18.972 (3)	90.21	0.570	14:29:01.220
6 -	51.633	27.758	1:19.391	89.74	0.989	14:30:20.611
7 -	56.162	28.654	1:24.816	84.00	6.414	14:31:45.427
8 -	50.972	28.142	1:19.114	90.05	0.712	14:33:04.541
9 -	50.987	27.415	1:18.402 (1)	90.87		14:34:22.943

P3 48		Richie WELSH		Yamaha - EDEN'S EXPERIENCES/PETER FLEMING		
IDEAL LAP TIME : 1:18.323		BEST LAP TIME : 1:18.672		DIFFERENCE : 0.349		
LAP	SECTOR 1	SECTOR 2	LAP TIME	MPH	DIFF	TIME OF DAY
1 -						14:23:40.603
2 -	55.621	28.656	1:24.277	84.53	5.605	14:25:04.880
3 -	52.139	28.819	1:20.958	88.00	2.286	14:26:25.838
4 -	52.020	27.650	1:19.670	89.42	0.998	14:27:45.508
5 -	51.681	27.477	1:19.158 (3)	90.00	0.486	14:29:04.666
6 -	51.738	28.339	1:20.077	88.97	1.405	14:30:24.743
7 -	52.701	28.354	1:21.055	87.89	2.383	14:31:45.798
8 -	51.015	27.814	1:18.829 (2)	90.38	0.157	14:33:04.627
9 -	51.364	27.308	1:18.672 (1)	90.56		14:34:23.299

P4 86		Mathew SCOTT		Kawasaki - Dynotech Performance		
IDEAL LAP TIME : 1:18.398		BEST LAP TIME : 1:19.294		DIFFERENCE : 0.896		
LAP	SECTOR 1	SECTOR 2	LAP TIME	MPH	DIFF	TIME OF DAY
1 -						14:23:43.547
2 -	57.422	30.122	1:27.544	81.38	8.250	14:25:11.091
3 -	52.673	28.270	1:20.943	88.02	1.649	14:26:32.034
4 -	52.130	27.456	1:19.586 (2)	89.52	0.292	14:27:51.620
5 -	51.918	28.507	1:20.425	88.58	1.131	14:29:12.045
6 -	53.005	28.083	1:21.088	87.86	1.794	14:30:33.133
7 -	53.536	27.677	1:21.213	87.72	1.919	14:31:54.346
8 -	52.321	27.761	1:20.082 (3)	88.96	0.788	14:33:14.428
9 -	50.942	28.352	1:19.294 (1)	89.85		14:34:33.722

P5 13 S		Doug EDMONDSON		Yamaha - Martin Johnson Exhausts		
IDEAL LAP TIME : 1:20.526		BEST LAP TIME : 1:20.590		DIFFERENCE : 0.064		
LAP	SECTOR 1	SECTOR 2	LAP TIME	MPH	DIFF	TIME OF DAY
1 -						14:23:40.934
2 -	55.545	29.163	1:24.708	84.10	4.118	14:25:05.642
3 -	52.207	28.640	1:20.847 (3)	88.12	0.257	14:26:26.489
4 -	52.226	28.527	1:20.753 (2)	88.22	0.163	14:27:47.242
5 -	52.116	28.474	1:20.590 (1)	88.40		14:29:07.832
6 -	52.605	29.494	1:22.099	86.78	1.509	14:30:29.931

Weather / Track : Bright / Dry

Donington Park National
Circuit Length = 1.9790 miles
Start: 14:23 Flag 14:34 End: 14:36

BMCRC - MRO Championships 2019 - Rnd 4 @ Donington Park

Team Green Junior & Senior 300 / EDlasia Formula 400

QUALIFYING - SECTOR ANALYSIS



SECTOR 1 = FL to I1, SECTOR 2 = I1 to FL, DIFF = Difference To Personal Best Lap, P = Crossed Finish Line in Pit Lane, D = Time Disallowed

7 -	52.525	28.932	1:21.457	87.46	0.867	14:31:51.388
8 -	52.625	28.662	1:21.287	87.64	0.697	14:33:12.675
9 -	52.052	28.931	1:20.983	87.97	0.393	14:34:33.658

P6 125 S Ben MILES			Yamaha - Allspeed			
IDEAL LAP TIME : 1:20.870		BEST LAP TIME : 1:21.010		DIFFERENCE : 0.140		
LAP	SECTOR 1	SECTOR 2	LAP TIME	MPH	DIFF	TIME OF DAY
1 -						14:23:42.071
2 -	55.661	28.974	1:24.635	84.18	3.625	14:25:06.706
3 -	53.771	28.761	1:22.532	86.32	1.522	14:26:29.238
4 -	52.618	28.673	1:21.291 (2)	87.64	0.281	14:27:50.529
5 -	52.631	28.823	1:21.454 (3)	87.46	0.444	14:29:11.983
6 -	54.225	28.700	1:22.925	85.91	1.915	14:30:34.908
7 -	54.157	28.708	1:22.865	85.97	1.855	14:31:57.773
8 -	52.197	28.813	1:21.010 (1)	87.94		14:33:18.783
9 -	53.417	29.017	1:22.434	86.42	1.424	14:34:41.217

P7 12 Grant WALDER			Kawasaki - Fins Motorcycles			
IDEAL LAP TIME : 1:20.815		BEST LAP TIME : 1:21.522		DIFFERENCE : 0.707		
LAP	SECTOR 1	SECTOR 2	LAP TIME	MPH	DIFF	TIME OF DAY
1 -						14:23:41.396
2 -	56.011	28.498	1:24.509	84.30	2.987	14:25:05.905
3 -	53.114	28.419	1:21.533 (2)	87.38	0.011	14:26:27.438
4 -	53.293	28.636	1:21.929	86.96	0.407	14:27:49.367
5 -	53.533	28.458	1:21.991	86.89	0.469	14:29:11.358
6 -	55.394	28.516	1:23.910	84.90	2.388	14:30:35.268
7 -	54.962	27.911	1:22.873	85.97	1.351	14:31:58.141
8 -	52.904	28.618	1:21.522 (1)	87.39		14:33:19.663
9 -	53.325	28.286	1:21.611 (3)	87.30	0.089	14:34:41.274

P8 6 S Matt BARBER			Yamaha -			
IDEAL LAP TIME : 1:21.035		BEST LAP TIME : 1:21.646		DIFFERENCE : 0.611		
LAP	SECTOR 1	SECTOR 2	LAP TIME	MPH	DIFF	TIME OF DAY
1 -						14:23:42.584
2 -	55.461	29.322	1:24.783	84.03	3.137	14:25:07.367
3 -	53.226	28.545	1:21.771 (3)	87.12	0.125	14:26:29.138
4 -	52.856	28.790	1:21.646 (1)	87.26		14:27:50.784
5 -	52.490	29.316	1:21.806	87.09	0.160	14:29:12.590
6 -	53.136	28.572	1:21.708 (2)	87.19	0.062	14:30:34.298
7 -	54.138	28.890	1:23.028	85.81	1.382	14:31:57.326
8 -	52.993	29.492	1:22.485	86.37	0.839	14:33:19.811
9 -	55.924	29.084	1:25.008	83.81	3.362	14:34:44.819

P9 57 Paul FISHER			Kawasaki -			
IDEAL LAP TIME : 1:21.956		BEST LAP TIME : 1:21.956		DIFFERENCE : 0.000		
LAP	SECTOR 1	SECTOR 2	LAP TIME	MPH	DIFF	TIME OF DAY
1 -						14:23:43.992
2 -	58.543	29.701	1:28.244	80.73	6.288	14:25:12.236
3 -	55.212	29.414	1:24.626	84.18	2.670	14:26:36.862
4 -	54.487	28.732	1:23.219	85.61	1.263	14:28:00.081
5 -	53.587	28.958	1:22.545 (2)	86.31	0.589	14:29:22.626
6 -	53.975	29.106	1:23.081 (3)	85.75	1.125	14:30:45.707
7 -	53.254	28.702	1:21.956 (1)	86.93		14:32:07.663
8 -	55.233	29.293	1:24.526	84.28	2.570	14:33:32.189
9 -	55.130	28.896	1:24.026	84.79	2.070	14:34:56.215

P10 135 Daniel INGHAM			Honda - Derek Jones Butchers			
IDEAL LAP TIME : 1:21.980		BEST LAP TIME : 1:22.117		DIFFERENCE : 0.137		
LAP	SECTOR 1	SECTOR 2	LAP TIME	MPH	DIFF	TIME OF DAY
1 -						
2 -						
3 -						
4 -						
5 -						
6 -						
7 -						
8 -						
9 -						

Weather / Track : Bright / Dry

Donington Park National
Circuit Length = 1.9790 miles
Start: 14:23 Flag 14:34 End: 14:36

BMCRC - MRO Championships 2019 - Rnd 4 @ Donington Park

Team Green Junior & Senior 300 / EDlasia Formula 400

QUALIFYING - SECTOR ANALYSIS



SECTOR 1 = FL to I1, SECTOR 2 = I1 to FL, DIFF = Difference To Personal Best Lap, P = Crossed Finish Line in Pit Lane, D = Time Disallowed

1 -							14:23:42.721
2 -	59.305	30.049	1:29.354	79.73	7.237		14:25:12.075
3 -	54.957	29.234	1:24.191	84.62	2.074		14:26:36.266
4 -	53.926	29.154	1:23.080	85.75	0.963		14:27:59.346
5 -	53.577	29.419	1:22.996 (3)	85.84	0.879		14:29:22.342
6 -	53.873	28.882	1:22.755 (2)	86.09	0.638		14:30:45.097
7 -	53.098	29.019	1:22.117 (1)	86.76			14:32:07.214
8 -	55.114	29.074	1:24.188	84.62	2.071		14:33:31.402
9 -	54.012	29.182	1:23.194	85.63	1.077		14:34:54.596

P11 10 R		Graham McCARTHY		Kawasaki -			
IDEAL LAP TIME : 1:21.988		BEST LAP TIME : 1:22.270		DIFFERENCE : 0.282			
LAP	SECTOR 1	SECTOR 2	LAP TIME	MPH	DIFF	TIME OF DAY	
1 -						14:24:02.760	
2 -	57.642	30.444	1:28.086	80.88	5.816	14:25:30.846	
3 -	53.759	29.145	1:22.904 (3)	85.93	0.634	14:26:53.750	
4 -	53.883	29.192	1:23.075	85.76	0.805	14:28:16.825	
5 -	53.027	29.243	1:22.270 (1)	86.60		14:29:39.095	
6 -	53.105	29.288	1:22.393 (2)	86.47	0.123	14:31:01.488	
7 -	58.088	37.018	1:35.106	74.91	12.836	14:32:36.594	
8 -	56.987	28.961	1:25.948	82.89	3.678	14:34:02.542	

P12 127		Adam GREEN		Kawasaki - Royal Air Force Motorsport Association			
IDEAL LAP TIME : 1:22.056		BEST LAP TIME : 1:22.395		DIFFERENCE : 0.339			
LAP	SECTOR 1	SECTOR 2	LAP TIME	MPH	DIFF	TIME OF DAY	
1 -						14:23:43.935	
2 -	59.214	30.005	1:29.219	79.85	6.824	14:25:13.154	
3 -	54.451	28.724	1:23.175	85.65	0.780	14:26:36.329	
4 -	54.195	28.749	1:22.944	85.89	0.549	14:27:59.273	
5 -	54.149	28.565	1:22.714 (3)	86.13	0.319	14:29:21.987	
6 -	53.774	28.733	1:22.507 (2)	86.35	0.112	14:30:44.494	
7 -	54.113	28.282	1:22.395 (1)	86.46		14:32:06.889	
8 -	55.119	28.997	1:24.116	84.70	1.721	14:33:31.005	
9 -	57.131	29.034	1:26.165	82.68	3.770	14:34:57.170	

P13 101 S		Andrew DAVIES		Yamaha - GIBSON EXHAUSTS			
IDEAL LAP TIME : 1:22.593		BEST LAP TIME : 1:22.736		DIFFERENCE : 0.143			
LAP	SECTOR 1	SECTOR 2	LAP TIME	MPH	DIFF	TIME OF DAY	
1 -						14:23:44.861	
2 -	59.138	30.918	1:30.056	79.11	7.320	14:25:14.917	
3 -	55.057	29.423	1:24.480	84.33	1.744	14:26:39.397	
4 -	55.568	29.280	1:24.848	83.96	2.112	14:28:04.245	
5 -	53.778	28.958	1:22.736 (1)	86.11		14:29:26.981	
6 -	53.635	29.227	1:22.862 (2)	85.98	0.126	14:30:49.843	
7 -	54.184	28.986	1:23.170 (3)	85.66	0.434	14:32:13.013	
8 -	54.035	30.065	1:24.100	84.71	1.364	14:33:37.113	
9 -	54.111	30.608	1:24.719	84.09	1.983	14:35:01.832	

P14 36 J		Ash BARNES		Kawasaki - BARNEYRACING			
IDEAL LAP TIME : 1:24.440		BEST LAP TIME : 1:24.440		DIFFERENCE : 0.000			
LAP	SECTOR 1	SECTOR 2	LAP TIME	MPH	DIFF	TIME OF DAY	
1 -						14:23:45.558	
2 -	59.991	30.905	1:30.896	78.38	6.456	14:25:16.454	
3 -	55.324	30.070	1:25.394	83.43	0.954	14:26:41.848	
4 -	55.316	29.966	1:25.282	83.54	0.842	14:28:07.130	
5 -	54.691	30.280	1:24.971 (3)	83.84	0.531	14:29:32.101	
6 -	54.647	29.793	1:24.440 (1)	84.37		14:30:56.541	
7 -	55.315	29.922	1:25.237	83.58	0.797	14:32:21.778	
8 -	55.284	30.030	1:25.314	83.51	0.874	14:33:47.092	
9 -	54.781	29.967	1:24.748 (2)	84.06	0.308	14:35:11.840	

Weather / Track : Bright / Dry

Donington Park National
Circuit Length = 1.9790 miles
Start: 14:23 Flag 14:34 End: 14:36

BMCRC - MRO Championships 2019 - Rnd 4 @ Donington Park

Team Green Junior & Senior 300 / EDlasia Formula 400

QUALIFYING - SECTOR ANALYSIS



SECTOR 1 = FL to I1, SECTOR 2 = I1 to FL, DIFF = Difference To Personal Best Lap, P = Crossed Finish Line in Pit Lane, D = Time Disallowed

P15 28		Kurt HODGSON		Honda - some local fools			
IDEAL LAP TIME : 1:24.479		BEST LAP TIME : 1:24.483		DIFFERENCE : 0.004			
LAP	SECTOR 1	SECTOR 2	LAP TIME	MPH	DIFF	TIME OF DAY	
1 -						14:23:46.880	
2 -	1:07.954	30.954	1:38.908	72.03	14.425	14:25:25.788	
3 -	58.118	30.718	1:28.836	80.19	4.353	14:26:54.624	
4 -	55.669	29.606	1:25.275 (3)	83.54	0.792	14:28:19.899	
5 -	56.878	29.629	1:26.507	82.35	2.024	14:29:46.406	
6 -	55.111	29.741	1:24.852 (2)	83.96	0.369	14:31:11.258	
7 -	57.394	29.905	1:27.299	81.61	2.816	14:32:38.557	
8 -	56.555	29.616	1:26.171	82.68	1.688	14:34:04.728	
9 -	54.873	29.610	1:24.483 (1)	84.33		14:35:29.211	

P16 35 S		Sam DIGBY-BAKER		Kawasaki -			
IDEAL LAP TIME : 1:24.496		BEST LAP TIME : 1:24.523		DIFFERENCE : 0.027			
LAP	SECTOR 1	SECTOR 2	LAP TIME	MPH	DIFF	TIME OF DAY	
1 -						14:23:45.201	
2 -	59.936	30.738	1:30.674	78.57	6.151	14:25:15.875	
3 -	55.224	30.108	1:25.332 (2)	83.49	0.809	14:26:41.207	
4 -	55.693	29.911	1:25.604 (3)	83.22	1.081	14:28:06.811	
5 -	55.931	30.304	1:26.235	82.61	1.712	14:29:33.046	
6 -	54.953	29.570	1:24.523 (1)	84.29		14:30:57.569	
7 -	55.438	31.083	1:26.521	82.34	1.998	14:32:24.090	
8 -	56.055	29.866	1:25.921	82.92	1.398	14:33:50.011	
9 -	54.926	31.102	1:26.028	82.81	1.505	14:35:16.039	

P17 174 S		Paul WHITBY		Yamaha - Greybridge Ltd			
IDEAL LAP TIME : 1:24.432		BEST LAP TIME : 1:24.693		DIFFERENCE : 0.261			
LAP	SECTOR 1	SECTOR 2	LAP TIME	MPH	DIFF	TIME OF DAY	
1 -						14:23:45.043	
2 -	59.518	30.268	1:29.786	79.35	5.093	14:25:14.829	
3 -	55.893	29.962	1:25.855	82.98	1.162	14:26:40.684	
4 -	55.950	29.805	1:25.755	83.08	1.062	14:28:06.439	
5 -	55.247	29.984	1:25.231 (2)	83.59	0.538	14:29:31.670	
6 -	55.800	30.347	1:26.147	82.70	1.454	14:30:57.817	
7 -	56.278	32.176	1:28.454	80.54	3.761	14:32:26.271	
8 -	54.879	29.814	1:24.693 (1)	84.12		14:33:50.964	
9 -	54.627	30.895	1:25.522 (3)	83.30	0.829	14:35:16.486	

P18 52		Gary JARMAN		Kawasaki - G & S Motorcycle tyres			
IDEAL LAP TIME : 1:24.825		BEST LAP TIME : 1:24.962		DIFFERENCE : 0.137			
LAP	SECTOR 1	SECTOR 2	LAP TIME	MPH	DIFF	TIME OF DAY	
1 -						14:23:42.972	
2 -	1:00.001	30.294	1:30.295	78.90	5.333	14:25:13.267	
3 -	57.087	30.248	1:27.335	81.57	2.373	14:26:40.602	
4 -	55.648	29.652	1:25.300 (3)	83.52	0.338	14:28:05.902	
5 -	55.480	29.784	1:25.264 (2)	83.55	0.302	14:29:31.166	
6 -	55.173	29.789	1:24.962 (1)	83.85		14:30:56.128	
7 -	56.265	IN PIT	1:34.800 P	75.15	9.838	14:32:30.928	

P19 63		Daniel HARDY		Kawasaki -			
IDEAL LAP TIME : 1:24.988		BEST LAP TIME : 1:24.988		DIFFERENCE : 0.000			
LAP	SECTOR 1	SECTOR 2	LAP TIME	MPH	DIFF	TIME OF DAY	
1 -						14:23:48.623	
2 -	1:03.612	31.114	1:34.726	75.21	9.738	14:25:23.349	
3 -	58.700	29.997	1:28.697	80.32	3.709	14:26:52.046	
4 -	57.520	29.538	1:27.058	81.83	2.070	14:28:19.104	
5 -	56.580	29.582	1:26.162 (3)	82.68	1.174	14:29:45.266	
6 -	55.591	29.710	1:25.301 (2)	83.52	0.313	14:31:10.567	

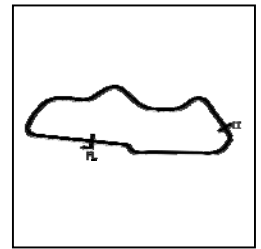
Weather / Track : Bright / Dry

Donington Park National
Circuit Length = 1.9790 miles
Start: 14:23 Flag 14:34 End: 14:36

BMCRC - MRO Championships 2019 - Rnd 4 @ Donington Park

Team Green Junior & Senior 300 / EDlasia Formula 400

QUALIFYING - SECTOR ANALYSIS



SECTOR 1 = FL to I1, SECTOR 2 = I1 to FL, DIFF = Difference To Personal Best Lap, P = Crossed Finish Line in Pit Lane, D = Time Disallowed

7 -	56.443	30.150	1:26.593	82.27	1.605	14:32:37.160
8 -	57.014	29.515	1:26.529	82.33	1.541	14:34:03.689
9 -	55.532	29.456	1:24.988 (1)	83.83		14:35:28.677

P20		3 J		Lewis JONES		Kawasaki - 151 s	
IDEAL LAP TIME : 1:24.780		BEST LAP TIME : 1:25.101		DIFFERENCE : 0.321			
LAP	SECTOR 1	SECTOR 2	LAP TIME	MPH	DIFF	TIME OF DAY	
1 -						14:23:45.932	
2 -	59.802	30.505	1:30.307	78.89	5.206	14:25:16.239	
3 -	54.869	30.616	1:25.485 (2)	83.34	0.384	14:26:41.724	
4 -	55.807	29.911	1:25.718	83.11	0.617	14:28:07.442	
5 -	55.027	30.074	1:25.101 (1)	83.71		14:29:32.543	
6 -	55.113	30.406	1:25.519 (3)	83.31	0.418	14:30:58.062	
7 -	55.034	31.452	1:26.486	82.37	1.385	14:32:24.548	
8 -	1:00.634	30.654	1:31.288	78.04	6.187	14:33:55.836	
9 -	55.031	30.530	1:25.561	83.26	0.460	14:35:21.397	

P21		441 J		Eliot DUFTON		Kawasaki - Dad / Held / Torfx	
IDEAL LAP TIME : 1:25.177		BEST LAP TIME : 1:25.177		DIFFERENCE : 0.000			
LAP	SECTOR 1	SECTOR 2	LAP TIME	MPH	DIFF	TIME OF DAY	
1 -						14:23:45.787	
2 -	1:00.747	31.296	1:32.043	77.40	6.866	14:25:17.830	
3 -	55.885	30.470	1:26.355	82.50	1.178	14:26:44.185	
4 -	56.275	30.495	1:26.770	82.10	1.593	14:28:10.955	
5 -	55.234	30.502	1:25.736	83.09	0.559	14:29:36.691	
6 -	55.435	30.297	1:25.732 (3)	83.10	0.555	14:31:02.423	
7 -	56.123	32.005	1:28.128	80.84	2.951	14:32:30.551	
8 -	55.348	30.266	1:25.614 (2)	83.21	0.437	14:33:56.165	
9 -	55.169	30.008	1:25.177 (1)	83.64		14:35:21.342	

P22		55 S		Nick COOPER		Honda - Skint Racing - Wemoto.com	
IDEAL LAP TIME : 1:25.093		BEST LAP TIME : 1:25.565		DIFFERENCE : 0.472			
LAP	SECTOR 1	SECTOR 2	LAP TIME	MPH	DIFF	TIME OF DAY	
1 -						14:23:42.010	
2 -	57.963	31.230	1:29.193	79.87	3.628	14:25:11.203	
3 -	56.978	29.973	1:26.951	81.93	1.386	14:26:38.154	
4 -	57.079	29.907	1:26.986	81.90	1.421	14:28:05.140	
5 -	55.661	29.904	1:25.565 (1)	83.26		14:29:30.705	
6 -	56.275	29.892	1:26.167 (3)	82.68	0.602	14:30:56.872	
7 -	55.693	31.213	1:26.906	81.98	1.341	14:32:23.778	
8 -	55.396	30.229	1:25.625 (2)	83.20	0.060	14:33:49.403	
9 -	55.201	31.019	1:26.220	82.63	0.655	14:35:15.623	

P23		14 S		Tony DAVIES		Kawasaki - 3D Racing	
IDEAL LAP TIME : 1:25.817		BEST LAP TIME : 1:25.817		DIFFERENCE : 0.000			
LAP	SECTOR 1	SECTOR 2	LAP TIME	MPH	DIFF	TIME OF DAY	
1 -						14:23:49.173	
2 -	1:02.297	31.311	1:33.608	76.11	7.791	14:25:22.781	
3 -	57.107	31.124	1:28.231	80.74	2.414	14:26:51.012	
4 -	57.259	30.476	1:27.735	81.20	1.918	14:28:18.747	
5 -	57.677	30.816	1:28.493	80.51	2.676	14:29:47.240	
6 -	55.875	30.313	1:26.188 (2)	82.66	0.371	14:31:13.428	
7 -	55.621	30.196	1:25.817 (1)	83.02		14:32:39.245	
8 -	56.266	30.337	1:26.603	82.26	0.786	14:34:05.848	
9 -	56.007	30.469	1:26.476 (3)	82.38	0.659	14:35:32.324	

P24		28 S		Kelvin HOARE		Kawasaki - Southern and Country Roofing Ltd	
IDEAL LAP TIME : 1:27.352		BEST LAP TIME : 1:27.352		DIFFERENCE : 0.000			
LAP	SECTOR 1	SECTOR 2	LAP TIME	MPH	DIFF	TIME OF DAY	

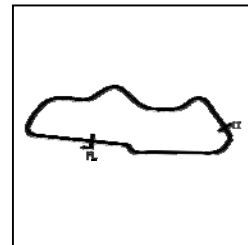
Weather / Track : Bright / Dry

Donington Park National
Circuit Length = 1.9790 miles
Start: 14:23 Flag 14:34 End: 14:36

BMCRC - MRO Championships 2019 - Rnd 4 @ Donington Park

Team Green Junior & Senior 300 / EDlasia Formula 400

QUALIFYING - SECTOR ANALYSIS



SECTOR 1 = FL to I1, SECTOR 2 = I1 to FL, DIFF = Difference To Personal Best Lap, P = Crossed Finish Line in Pit Lane, D = Time Disallowed

1 -							14:23:45.102
2 -	59.024	32.057	1:31.081	78.22	3.729		14:25:16.183
3 -	56.762	31.275	1:28.037	80.92	0.685		14:26:44.220
4 -	57.210	31.213	1:28.423	80.57	1.071		14:28:12.643
5 -	56.643	31.120	1:27.763 (3)	81.18	0.411		14:29:40.406
6 -	56.554	31.105	1:27.659 (2)	81.27	0.307		14:31:08.065
7 -	56.864	31.971	1:28.835	80.20	1.483		14:32:36.900
8 -	57.714	31.118	1:28.832	80.20	1.480		14:34:05.732
9 -	56.503	30.849	1:27.352 (1)	81.56			14:35:33.084

P25		6 S		Martin COOPER		Kawasaki -	
IDEAL LAP TIME : 1:27.260		BEST LAP TIME : 1:27.454		DIFFERENCE : 0.194			
LAP	SECTOR 1	SECTOR 2	LAP TIME	MPH	DIFF	TIME OF DAY	
1 -							14:23:47.077
2 -	1:02.215	31.701	1:33.916	75.86	6.462		14:25:20.993
3 -	57.760	32.251	1:30.011	79.15	2.557		14:26:51.004
4 -	57.774	31.542	1:29.316	79.76	1.862		14:28:20.320
5 -	56.999	30.991	1:27.990	80.97	0.536		14:29:48.310
6 -	56.269	31.185	1:27.454 (1)	81.46			14:31:15.764
7 -	56.564	31.122	1:27.686 (2)	81.25	0.232		14:32:43.450
8 -	56.648	31.196	1:27.844 (3)	81.10	0.390		14:34:11.294
9 -	56.970	31.232	1:28.202	80.77	0.748		14:35:39.496

P26		65 S		Konrad BREESE		Kawasaki - STIHL Racing	
IDEAL LAP TIME : 1:27.246		BEST LAP TIME : 1:27.466		DIFFERENCE : 0.220			
LAP	SECTOR 1	SECTOR 2	LAP TIME	MPH	DIFF	TIME OF DAY	
1 -							14:23:50.241
2 -	1:02.736	31.796	1:34.532	75.36	7.066		14:25:24.773
3 -	58.447	31.510	1:29.957	79.20	2.491		14:26:54.730
4 -	57.202	30.856	1:28.058 (3)	80.90	0.592		14:28:22.788
5 -	56.879	31.072	1:27.951 (2)	81.00	0.485		14:29:50.739
6 -	57.299	31.703	1:29.002	80.05	1.536		14:31:19.741
7 -	57.593	31.003	1:28.596	80.41	1.130		14:32:48.337
8 -	56.500	30.966	1:27.466 (1)	81.45			14:34:15.803
9 -	58.044	30.746	1:28.790	80.24	1.324		14:35:44.593

P27		22 S		Samuel SMYTH		Kawasaki -	
IDEAL LAP TIME :		BEST LAP TIME : 1:27.628		DIFFERENCE :			
LAP	SECTOR 1	SECTOR 2	LAP TIME	MPH	DIFF	TIME OF DAY	
1 -							14:24:04.717
2 -			1:33.891	75.88	6.263		14:25:38.608
3 -			1:30.494	78.73	2.866		14:27:09.102
4 -			1:28.994	80.05	1.366		14:28:38.096
5 -			1:29.701	79.42	2.073		14:30:07.797
6 -			1:27.883 (2)	81.06	0.255		14:31:35.680
7 -			1:28.486 (3)	80.51	0.858		14:33:04.166
8 -			1:27.628 (1)	81.30			14:34:31.794

P28		68 J		Lucca ALLEN		Kawasaki - Mark Allen Autosmart	
IDEAL LAP TIME : 1:27.705		BEST LAP TIME : 1:27.781		DIFFERENCE : 0.076			
LAP	SECTOR 1	SECTOR 2	LAP TIME	MPH	DIFF	TIME OF DAY	
1 -							14:23:45.319
2 -	1:01.239	32.131	1:33.370	76.30	5.589		14:25:18.689
3 -	1:00.508	32.048	1:32.556	76.97	4.775		14:26:51.245
4 -	59.751	31.225	1:30.976	78.31	3.195		14:28:22.221
5 -	58.089	31.677	1:29.766	79.36	1.985		14:29:51.987
6 -	56.620	31.408	1:28.028 (2)	80.93	0.247		14:31:20.015
7 -	56.480	31.301	1:27.781 (1)	81.16			14:32:47.796
8 -	56.824	31.367	1:28.191 (3)	80.78	0.410		14:34:15.987
9 -	57.448	31.362	1:28.810	80.22	1.029		14:35:44.797

Weather / Track : Bright / Dry

Donington Park National
Circuit Length = 1.9790 miles
Start: 14:23 Flag 14:34 End: 14:36

BMCRC - MRO Championships 2019 - Rnd 4 @ Donington Park

Team Green Junior & Senior 300 / EDlasia Formula 400

QUALIFYING - SECTOR ANALYSIS



SECTOR 1 = FL to I1, SECTOR 2 = I1 to FL, DIFF = Difference To Personal Best Lap, P = Crossed Finish Line in Pit Lane, D = Time Disallowed

P29 33		Jordan HARRIS		Suzuki - Steve Jordan Motorcycles			
IDEAL LAP TIME : 1:28.410		BEST LAP TIME : 1:28.410		DIFFERENCE : 0.000			
LAP	SECTOR 1	SECTOR 2	LAP TIME	MPH	DIFF	TIME OF DAY	
1 -						14:23:52.612	
2 -	1:05.771	45.498	1:51.269	64.03	22.859	14:25:43.881	
3 -	1:00.504	31.520	1:32.024	77.42	3.614	14:27:15.905	
4 -	59.047	30.935	1:29.982	79.17	1.572	14:28:45.887	
5 -	59.221	31.155	1:30.376	78.83	1.966	14:30:16.263	
6 -	58.022	31.427	1:29.449 (3)	79.65	1.039	14:31:45.712	
7 -	57.860	30.959	1:28.819 (2)	80.21	0.409	14:33:14.531	
8 -	57.594	30.816	1:28.410 (1)	80.58		14:34:42.941	

P30 42 J		Christopher JOHNSON		Kawasaki -			
IDEAL LAP TIME : 1:29.794		BEST LAP TIME : 1:30.031		DIFFERENCE : 0.237			
LAP	SECTOR 1	SECTOR 2	LAP TIME	MPH	DIFF	TIME OF DAY	
1 -						14:23:46.582	
2 -	1:02.486	33.213	1:35.699	74.44	5.668	14:25:22.281	
3 -	1:01.405	32.913	1:34.318	75.53	4.287	14:26:56.599	
4 -	1:00.553	33.656	1:34.209	75.62	4.178	14:28:30.808	
5 -	59.274	32.212	1:31.486 (3)	77.87	1.455	14:30:02.294	
6 -	58.424	31.740	1:30.164 (2)	79.01	0.133	14:31:32.458	
7 -	58.670	33.928	1:32.598	76.94	2.567	14:33:05.056	
8 -	58.054	31.977	1:30.031 (1)	79.13		14:34:35.087	

P31 74 R		David BOWLER		Honda -			
IDEAL LAP TIME : 1:30.241		BEST LAP TIME : 1:30.241		DIFFERENCE : 0.000			
LAP	SECTOR 1	SECTOR 2	LAP TIME	MPH	DIFF	TIME OF DAY	
1 -						14:23:48.488	
2 -	1:03.478	32.356	1:35.834	74.34	5.593	14:25:24.322	
3 -	1:00.435	32.493	1:32.928	76.66	2.687	14:26:57.250	
4 -	59.617	32.221	1:31.838	77.57	1.597	14:28:29.088	
5 -	58.556	31.685	1:30.241 (1)	78.95		14:29:59.329	
6 -	59.152	31.910	1:31.062 (2)	78.23	0.821	14:31:30.391	
7 -	59.453	31.791	1:31.244 (3)	78.08	1.003	14:33:01.635	
8 -	59.509	31.812	1:31.321	78.01	1.080	14:34:32.956	

P32 47		Allan CLARK		Kawasaki - A Clark & Sons Builders			
IDEAL LAP TIME : 1:29.906		BEST LAP TIME : 1:30.322		DIFFERENCE : 0.416			
LAP	SECTOR 1	SECTOR 2	LAP TIME	MPH	DIFF	TIME OF DAY	
1 -						14:23:50.043	
2 -	1:08.451	34.565	1:43.016	69.16	12.694	14:25:33.059	
3 -	1:06.042	33.506	1:39.548	71.56	9.226	14:27:12.607	
4 -	1:00.030	31.951	1:31.981	77.45	1.659	14:28:44.588	
5 -	1:00.994	32.040	1:33.034	76.58	2.712	14:30:17.622	
6 -	59.994	31.611	1:31.605 (3)	77.77	1.283	14:31:49.227	
7 -	58.936	31.737	1:30.673 (2)	78.57	0.351	14:33:19.900	
8 -	59.352	30.970	1:30.322 (1)	78.88		14:34:50.222	

P33 24 S		Darren STOLTON		Kawasaki -			
IDEAL LAP TIME : 1:30.336		BEST LAP TIME : 1:30.336		DIFFERENCE : 0.000			
LAP	SECTOR 1	SECTOR 2	LAP TIME	MPH	DIFF	TIME OF DAY	
1 -						14:23:53.343	
2 -	1:07.708	34.459	1:42.167	69.73	11.831	14:25:35.510	
3 -	1:03.348	31.758	1:35.106	74.91	4.770	14:27:10.616	
4 -	1:00.417	32.134	1:32.551	76.98	2.215	14:28:43.167	
5 -	1:01.799	33.325	1:35.124	74.89	4.788	14:30:18.291	
6 -	59.565	31.921	1:31.486 (3)	77.87	1.150	14:31:49.777	
7 -	58.979	32.365	1:31.344 (2)	77.99	1.008	14:33:21.121	
8 -	58.663	31.673	1:30.336 (1)	78.86		14:34:51.457	

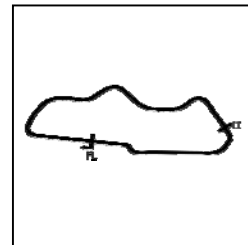
Weather / Track : Bright / Dry

Donington Park National
 Circuit Length = 1.9790 miles
 Start: 14:23 Flag 14:34 End: 14:36

BMCRC - MRO Championships 2019 - Rnd 4 @ Donington Park

Team Green Junior & Senior 300 / EDlasia Formula 400

QUALIFYING - SECTOR ANALYSIS



SECTOR 1 = FL to I1, SECTOR 2 = I1 to FL, DIFF = Difference To Personal Best Lap, P = Crossed Finish Line in Pit Lane, D = Time Disallowed

P34 24 Harley GODZISZ			Honda - HRG Performance			
IDEAL LAP TIME : 1:30.439		BEST LAP TIME : 1:30.439		DIFFERENCE : 0.000		
LAP	SECTOR 1	SECTOR 2	LAP TIME	MPH	DIFF	TIME OF DAY
1 -						14:23:55.328
2 -	1:06.427	33.665	1:40.092	71.18	9.653	14:25:35.420
3 -	1:02.881	31.398	1:34.279	75.56	3.840	14:27:09.699
4 -	1:00.956	31.441	1:32.397	77.10	1.958	14:28:42.096
5 -	1:00.111	31.755	1:31.866 (2)	77.55	1.427	14:30:13.962
6 -	1:00.093	31.817	1:31.910 (3)	77.51	1.471	14:31:45.872
7 -	59.617	30.822	1:30.439 (1)	78.77		14:33:16.311
8 -	1:00.783	32.720	1:33.503	76.19	3.064	14:34:49.814

P35 88 S David COURT			Kawasaki -			
IDEAL LAP TIME : 1:30.430		BEST LAP TIME : 1:30.552		DIFFERENCE : 0.122		
LAP	SECTOR 1	SECTOR 2	LAP TIME	MPH	DIFF	TIME OF DAY
1 -						14:24:27.798
2 -	1:00.571	32.394	1:32.965	76.63	2.413	14:26:00.763
3 -	58.899	32.381	1:31.280 (3)	78.05	0.728	14:27:32.043
4 -	58.400	32.690	1:31.090 (2)	78.21	0.538	14:29:03.133
5 -	58.522	32.030	1:30.552 (1)	78.68		14:30:33.685
6 -	59.002	33.353	1:32.355	77.14	1.803	14:32:06.040
7 -	58.748	32.789	1:31.537	77.83	0.985	14:33:37.577
8 -	1:00.737	33.028	1:33.765	75.98	3.213	14:35:11.342

P36 43 S Colin HALL			Kawasaki - simply saab			
IDEAL LAP TIME : 1:31.060		BEST LAP TIME : 1:31.060		DIFFERENCE : 0.000		
LAP	SECTOR 1	SECTOR 2	LAP TIME	MPH	DIFF	TIME OF DAY
1 -						14:23:47.415
2 -	1:02.288	33.095	1:35.383	74.69	4.323	14:25:22.798
3 -	1:00.547	32.597	1:33.144	76.49	2.084	14:26:55.942
4 -	59.619	32.277	1:31.896	77.52	0.836	14:28:27.838
5 -	59.293	32.581	1:31.874 (3)	77.54	0.814	14:29:59.712
6 -	59.346	32.105	1:31.451 (2)	77.90	0.391	14:31:31.163
7 -	59.366	32.664	1:32.030	77.41	0.970	14:33:03.193
8 -	59.002	32.058	1:31.060 (1)	78.24		14:34:34.253

P37 66 R Damian COTTRELL			Kawasaki - J P METAL TREATMENTS			
IDEAL LAP TIME : 1:29.862		BEST LAP TIME : 1:31.373		DIFFERENCE : 1.511		
LAP	SECTOR 1	SECTOR 2	LAP TIME	MPH	DIFF	TIME OF DAY
1 -						14:23:57.974
2 -	1:05.952	31.774	1:37.726 (3)	72.90	6.353	14:25:35.700
3 -	59.796	31.577	1:31.373 (1)	77.97		14:27:07.073
4 -	1:01.660	32.361	1:34.021 (2)	75.77	2.648	14:28:41.094
5 -	58.285	IN PIT	1:42.767 P	69.32	11.394	14:30:23.861

P38 7 S Michael SHARMAN			Kawasaki -			
IDEAL LAP TIME : 1:32.536		BEST LAP TIME : 1:32.674		DIFFERENCE : 0.138		
LAP	SECTOR 1	SECTOR 2	LAP TIME	MPH	DIFF	TIME OF DAY
1 -						14:23:57.212
2 -	1:07.551	34.686	1:42.237	69.68	9.563	14:25:39.449
3 -	1:03.400	33.111	1:36.511	73.82	3.837	14:27:15.960
4 -	1:00.243	32.799	1:33.042 (2)	76.57	0.368	14:28:49.002
5 -	1:00.944	32.575	1:33.519 (3)	76.18	0.845	14:30:22.521
6 -	1:01.711	32.789	1:34.500	75.39	1.826	14:31:57.021
7 -	59.961	32.713	1:32.674 (1)	76.87		14:33:29.695
8 -	1:02.589	33.213	1:35.802	74.36	3.128	14:35:05.497

Weather / Track : Bright / Dry

Donington Park National
Circuit Length = 1.9790 miles
Start: 14:23 Flag 14:34 End: 14:36

BMCRC - MRO Championships 2019 - Rnd 4 @ Donington Park

Team Green Junior & Senior 300 / EDlasia Formula 400

QUALIFYING - SECTOR ANALYSIS



SECTOR 1 = FL to I1, SECTOR 2 = I1 to FL, DIFF = Difference To Personal Best Lap, P = Crossed Finish Line in Pit Lane, D = Time Disallowed

P39 48 S		Kevin SABBARTON		Kawasaki - Karen Castle Opticians			
IDEAL LAP TIME : 1:32.648		BEST LAP TIME : 1:33.180		DIFFERENCE : 0.532			
LAP	SECTOR 1	SECTOR 2	LAP TIME	MPH	DIFF	TIME OF DAY	
1 -							14:23:57.714
2 -	1:07.259	34.904	1:42.163	69.73	8.983		14:25:39.877
3 -	1:04.543	33.230	1:37.773	72.86	4.593		14:27:17.650
4 -	1:01.767	33.773	1:35.540	74.57	2.360		14:28:53.190
5 -	1:02.385	32.601	1:34.986	75.00	1.806		14:30:28.176
6 -	1:02.583	32.328	1:34.911 (3)	75.06	1.731		14:32:03.087
7 -	1:00.513	33.799	1:34.312 (2)	75.54	1.132		14:33:37.399
8 -	1:00.320	32.860	1:33.180 (1)	76.46			14:35:10.579

P40 70 S		Sean HALL		Kawasaki - S and y ceramics			
IDEAL LAP TIME : 1:32.438		BEST LAP TIME : 1:33.515		DIFFERENCE : 1.077			
LAP	SECTOR 1	SECTOR 2	LAP TIME	MPH	DIFF	TIME OF DAY	
1 -							14:23:54.553
2 -	1:06.319	34.507	1:40.826	70.66	7.311		14:25:35.379
3 -	1:05.279	34.514	1:39.793	71.39	6.278		14:27:15.172
4 -	1:03.618	34.295	1:37.913	72.76	4.398		14:28:53.085
5 -	1:04.072	33.742	1:37.814	72.83	4.299		14:30:30.899
6 -	1:01.464	33.980	1:35.444 (3)	74.64	1.929		14:32:06.343
7 -	1:01.820	32.434	1:34.254 (2)	75.58	0.739		14:33:40.597
8 -	1:00.004	33.511	1:33.515 (1)	76.18			14:35:14.112

P41 16 J		Harry COOPER		Kawasaki -			
IDEAL LAP TIME : 1:33.457		BEST LAP TIME : 1:33.649		DIFFERENCE : 0.192			
LAP	SECTOR 1	SECTOR 2	LAP TIME	MPH	DIFF	TIME OF DAY	
1 -							14:23:56.799
2 -	1:06.475	34.021	1:40.496	70.89	6.847		14:25:37.295
3 -	1:03.582	33.419	1:37.001	73.44	3.352		14:27:14.296
4 -	1:02.437	33.087	1:35.524 (3)	74.58	1.875		14:28:49.820
5 -	1:03.735	33.582	1:37.317	73.21	3.668		14:30:27.137
6 -	1:03.121	33.031	1:36.152	74.09	2.503		14:32:03.289
7 -	1:01.745	32.899	1:34.644 (2)	75.27	0.995		14:33:37.933
8 -	1:00.558	33.091	1:33.649 (1)	76.07			14:35:11.582

P42 122 S		Paul WILSON		Kawasaki -			
IDEAL LAP TIME : 1:32.844		BEST LAP TIME : 1:33.860		DIFFERENCE : 1.016			
LAP	SECTOR 1	SECTOR 2	LAP TIME	MPH	DIFF	TIME OF DAY	
1 -							14:24:08.240
2 -	1:05.281	33.893	1:39.174	71.83	5.314		14:25:47.414
3 -	1:02.562	32.820	1:35.382	74.69	1.522		14:27:22.796
4 -	1:01.952	33.153	1:35.105	74.91	1.245		14:28:57.901
5 -	1:01.204	32.765	1:33.969 (2)	75.81	0.109		14:30:31.870
6 -	1:01.390	33.025	1:34.415	75.46	0.555		14:32:06.285
7 -	1:01.133	32.727	1:33.860 (1)	75.90			14:33:40.145
8 -	1:00.117	34.024	1:34.141 (3)	75.68	0.281		14:35:14.286

P43 97 S/R		Nicholas TAIG		Honda - Mantis Motorsports			
IDEAL LAP TIME : 1:33.777		BEST LAP TIME : 1:34.288		DIFFERENCE : 0.511			
LAP	SECTOR 1	SECTOR 2	LAP TIME	MPH	DIFF	TIME OF DAY	
1 -							14:23:47.473
2 -	1:06.848	32.985	1:39.833	71.36	5.545		14:25:27.306
3 -	1:01.298	36.457	1:37.755	72.88	3.467		14:27:05.061
4 -	1:04.093	33.720	1:37.813	72.83	3.525		14:28:42.874
5 -	1:01.725	33.830	1:35.555 (3)	74.56	1.267		14:30:18.429
6 -	1:00.792	33.496	1:34.288 (1)	75.56			14:31:52.717
7 -	1:01.146	33.425	1:34.571 (2)	75.33	0.283		14:33:27.288
8 -	1:02.801	33.664	1:36.465	73.85	2.177		14:35:03.753

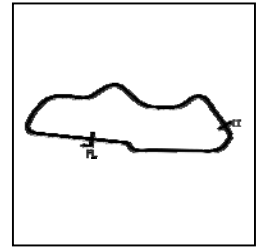
Weather / Track : Bright / Dry

Donington Park National
 Circuit Length = 1.9790 miles
 Start: 14:23 Flag 14:34 End: 14:36

BMCRC - MRO Championships 2019 - Rnd 4 @ Donington Park

Team Green Junior & Senior 300 / EDlasia Formula 400

QUALIFYING - SECTOR ANALYSIS



SECTOR 1 = FL to I1, SECTOR 2 = I1 to FL, DIFF = Difference To Personal Best Lap, P = Crossed Finish Line in Pit Lane, D = Time Disallowed

P44 617 S	Tom SPALDING		Kawasaki - Spalding Project Management Ltd			
IDEAL LAP TIME : 1:35.393	BEST LAP TIME : 1:35.579		DIFFERENCE : 0.186			

LAP	SECTOR 1	SECTOR 2	LAP TIME	MPH	DIFF	TIME OF DAY
1 -						14:23:51.205
2 -	1:10.398	35.442	1:45.840	67.31	10.261	14:25:37.045
3 -	1:04.190	34.375	1:38.565	72.28	2.986	14:27:15.610
4 -	1:02.729	33.609	1:36.338 (3)	73.95	0.759	14:28:51.948
5 -	1:02.566	34.252	1:36.818	73.58	1.239	14:30:28.766
6 -	1:03.218	33.954	1:37.172	73.31	1.593	14:32:05.938
7 -	1:02.450	33.129	1:35.579 (1)	74.54		14:33:41.517
8 -	1:02.264	33.803	1:36.067 (2)	74.16	0.488	14:35:17.584

P45 77 J	Joe WHITE		Kawasaki - Just In Graphics / MZ Contracts			
IDEAL LAP TIME : 1:40.684	BEST LAP TIME : 1:41.878		DIFFERENCE : 1.194			

LAP	SECTOR 1	SECTOR 2	LAP TIME	MPH	DIFF	TIME OF DAY
1 -						14:23:51.274
2 -	1:10.060	37.702	1:47.762	66.11	5.884	14:25:39.036
3 -	1:07.743	36.127	1:43.870	68.59	1.992	14:27:22.906
4 -	1:06.734	35.144	1:41.878 (1)	69.93		14:29:04.784
5 -	1:05.540	38.517	1:44.057	68.46	2.179	14:30:48.841
6 -	1:06.372	36.005	1:42.377 (2)	69.59	0.499	14:32:31.218
7 -	1:07.308	35.738	1:43.046 (3)	69.14	1.168	14:34:14.264
8 -	1:08.085	36.411	1:44.496	68.18	2.618	14:35:58.760

P46 707 J	Sam SPALDING		Kawasaki - Spalding Project Management Ltd			
IDEAL LAP TIME : 2:09.264	BEST LAP TIME : 2:10.669		DIFFERENCE : 1.405			

LAP	SECTOR 1	SECTOR 2	LAP TIME	MPH	DIFF	TIME OF DAY
1 -						14:23:57.062
2 -	1:40.769	50.834	2:31.603	46.99	20.934	14:26:28.665
3 -	1:27.383	46.311	2:13.694	53.29	3.025	14:28:42.359
4 -	1:27.311	45.926	2:13.237 (3)	53.47	2.568	14:30:55.596
5 -	1:25.943	44.726	2:10.669 (1)	54.52		14:33:06.265
6 -	1:24.538	46.718	2:11.256 (2)	54.28	0.587	14:35:17.521

BMCRC - MRO Championships 2019 - Rnd 4 @ Donington Park

Team Green Junior & Senior 300 / EDlasia Formula 400

QUALIFYING - BEST SECTORS

SECTOR 1			SECTOR 2			IDEAL / BEST COMPARISON						
POS	NO	NAME	TIME	NO	NAME	TIME	POS	NO	NAME	IDEAL	BEST	DIFF
									PERFECT LAP	1:16.898		
1	126	DAVIES	49.744	126	DAVIES	27.154	1	126	DAVIES	1:16.898	1:17.059	0.161
2	78	POVAH	50.923	48	WELSH	27.308	2	48	WELSH	1:18.323	1:18.672	0.349
3	86	SCOTT	50.942	78	POVAH	27.415	3	78	POVAH	1:18.338	1:18.402	0.064
4	48	WELSH	51.015	86	SCOTT	27.456	4	86	SCOTT	1:18.398	1:19.294	0.896
5	13	EDMONDSON	52.052	12	WALDER	27.911	5	13	EDMONDSON	1:20.526	1:20.590	0.064
6	125	MILES	52.197	127	GREEN	28.282	6	12	WALDER	1:20.815	1:21.522	0.707
7	6	BARBER	52.490	13	EDMONDSON	28.474	7	125	MILES	1:20.870	1:21.010	0.140
8	12	WALDER	52.904	6	BARBER	28.545	8	6	BARBER	1:21.035	1:21.646	0.611
9	10	McCARTHY	53.027	125	MILES	28.673	9	57	FISHER	1:21.956	1:21.956	0.000
10	135	INGHAM	53.098	57	FISHER	28.702	10	135	INGHAM	1:21.980	1:22.117	0.137
11	57	FISHER	53.254	135	INGHAM	28.882	11	10	McCARTHY	1:21.988	1:22.270	0.282
12	101	DAVIES	53.635	101	DAVIES	28.958	12	127	GREEN	1:22.056	1:22.395	0.339
13	127	GREEN	53.774	10	McCARTHY	28.961	13	101	DAVIES	1:22.593	1:22.736	0.143
14	174	WHITBY	54.627	63	HARDY	29.456	14	174	WHITBY	1:24.432	1:24.693	0.261
15	36	BARNES	54.647	35	DIGBY-BAKER	29.570	15	36	BARNES	1:24.440	1:24.440	0.000
16	3	JONES	54.869	28	HODGSON	29.606	16	28	HODGSON	1:24.479	1:24.483	0.004
17	28	HODGSON	54.873	52	JARMAN	29.652	17	35	DIGBY-BAKER	1:24.496	1:24.523	0.027
18	35	DIGBY-BAKER	54.926	36	BARNES	29.793	18	3	JONES	1:24.780	1:25.101	0.321
19	441	DUFTON	55.169	174	WHITBY	29.805	19	52	JARMAN	1:24.825	1:24.962	0.137
20	52	JARMAN	55.173	55	COOPER	29.892	20	63	HARDY	1:24.988	1:24.988	0.000
21	55	COOPER	55.201	3	JONES	29.911	21	55	COOPER	1:25.093	1:25.565	0.472
22	63	HARDY	55.532	441	DUFTON	30.008	22	441	DUFTON	1:25.177	1:25.177	0.000
23	14	DAVIES	55.621	14	DAVIES	30.196	23	14	DAVIES	1:25.817	1:25.817	0.000
24	6	COOPER	56.269	65	BREESE	30.746	24	65	BREESE	1:27.246	1:27.466	0.220
25	68	ALLEN	56.480	33	HARRIS	30.816	25	6	COOPER	1:27.260	1:27.454	0.194
26	65	BREESE	56.500	24	GODZISZ	30.822	26	28	HOARE	1:27.352	1:27.352	0.000
27	28	HOARE	56.503	28	HOARE	30.849	27	68	ALLEN	1:27.705	1:27.781	0.076
28	33	HARRIS	57.594	47	CLARK	30.970	28	33	HARRIS	1:28.410	1:28.410	0.000
29	42	JOHNSON	58.054	6	COOPER	30.991	29	42	JOHNSON	1:29.794	1:30.031	0.237
30	66	COTTRELL	58.285	68	ALLEN	31.225	30	66	COTTRELL	1:29.862	1:31.373	1.511
31	88	COURT	58.400	66	COTTRELL	31.577	31	47	CLARK	1:29.906	1:30.322	0.416
32	74	BOWLER	58.556	24	STOLTON	31.673	32	74	BOWLER	1:30.241	1:30.241	0.000
33	24	STOLTON	58.663	74	BOWLER	31.685	33	24	STOLTON	1:30.336	1:30.336	0.000
34	47	CLARK	58.936	42	JOHNSON	31.740	34	88	COURT	1:30.430	1:30.552	0.122
35	43	HALL	59.002	88	COURT	32.030	35	24	GODZISZ	1:30.439	1:30.439	0.000
36	24	GODZISZ	59.617	43	HALL	32.058	36	43	HALL	1:31.060	1:31.060	0.000
37	7	SHARMAN	59.961	48	SABBARTON	32.328	37	70	HALL	1:32.438	1:33.515	1.077
38	70	HALL	1:00.004	70	HALL	32.434	38	7	SHARMAN	1:32.536	1:32.674	0.138
39	122	WILSON	1:00.117	7	SHARMAN	32.575	39	48	SABBARTON	1:32.648	1:33.180	0.532
40	48	SABBARTON	1:00.320	122	WILSON	32.727	40	122	WILSON	1:32.844	1:33.860	1.016
41	16	COOPER	1:00.558	16	COOPER	32.899	41	16	COOPER	1:33.457	1:33.649	0.192
42	97	TAIG	1:00.792	97	TAIG	32.985	42	97	TAIG	1:33.777	1:34.288	0.511
43	617	SPALDING	1:02.264	617	SPALDING	33.129	43	617	SPALDING	1:35.393	1:35.579	0.186
44	77	WHITE	1:05.540	77	WHITE	35.144	44	77	WHITE	1:40.684	1:41.878	1.194
45	707	SPALDING	1:24.538	707	SPALDING	44.726	45	707	SPALDING	2:09.264	2:10.669	1.405
46							46	22	SMYTH		1:27.628	

Weather / Track : Bright / Dry

Donington Park National
Circuit Length = 1.9790 miles
Start: 14:23 Flag 14:34 End: 14:36

Results can be found at www.tsl-timing.com

Printed - 14:44 Saturday, 18 May 2019

BMCRC - MRO Championships 2019 - Rnd 4 @ Donington Park

ACU Team Green Junior Cup & Senior 300 Series

RACE 6 - GRID (7 Laps)



ROW 8	1	23	128	Leon STEWART	22	71	Karie HENLY							
ROW 7		21	707	Sam SPALDING	2:10.669	20	77	Joe WHITE	1:41.878	19	617	Tom SPALDING	1:35.579	
ROW 6		18	122	Paul WILSON	1:33.860	17	16	Harry COOPER	1:33.649	16	70	Sean HALL	1:33.515	
ROW 5			15	48	Kevin SABBARTON	1:33.180	14	7	Michael SHARMAN	1:32.674	13	43	Colin HALL	1:31.060
ROW 4		12	88	David COURT	1:30.552	11	24	Darren STOLTON	1:30.336	10	42	Christopher JOHNSON	1:30.031	
ROW 3			9	68	Lucca ALLEN	1:27.781	8	22	Samuel SMYTH	1:27.628	7	65	Konrad BREESE	1:27.466
ROW 2		6	6	Martin COOPER	1:27.454	5	28	Kelvin HOARE	1:27.352	4	14	Tony DAVIES	1:25.817	
ROW 1			3	441	Eliot DUFTON	1:25.177	2	3	Lewis JONES	1:25.101	1	36	Ash BARNES	1:24.440
													Pole	

Donington Park National
Circuit Length = 1.9790 miles

These results are provisional until the conclusion of any judicial and technical matters.

Clerk Of Course :	Timekeeper :
-------------------	--------------

Results can be found at www.tsl-timing.com

Printed - 14:47 Saturday, 18 May 2019



BMCRC - MRO Championships 2019 - Rnd 4 @ Donington Park

ACU Team Green Junior Cup & Senior 300 Series

RACE 6 - CLASSIFICATION



POS	NO	CL	PIC NAME	ENTRY	LAPS	TIME	GAP	DIFF	MPH	BEST	ON
1	36	J	1 Ash BARNES	Kawasaki - BARNEYRACING	7	9:53.721			83.77	1:23.050	7
2	3	J	2 Lewis JONES	Kawasaki - 151 s	7	9:55.997	2.276	2.276	83.45	1:23.818	6
3	44	J	3 Eliot DUFTON	Kawasaki - Dad / Held / Torfx	7	10:02.011	8.290	6.014	82.61	1:24.953	2
4	14	S	1 Tony DAVIES	Kawasaki - 3D Racing	7	10:09.730	16.009	7.719	81.57	1:25.254	7
5	65	S	2 Konrad BREESE	Kawasaki - STIHL Racing	7	10:11.240	17.519	1.510	81.36	1:26.044	5
6	28	S	3 Kelvin HOARE	Kawasaki - Southern and Country Roofing Ltd	7	10:13.923	20.202	2.683	81.01	1:25.482	6
7	6	S	4 Martin COOPER	Kawasaki -	7	10:14.039	20.318	0.116	80.99	1:26.382	6
8	68	J	4 Lucca ALLEN	Kawasaki - Mark Allen Autosmart	7	10:14.593	20.872	0.554	80.92	1:25.962	5
9	42	J	5 Christopher JOHNSON	Kawasaki -	7	10:28.521	34.800	13.928	79.13	1:28.101	2
10	43	S	5 Colin HALL	Kawasaki - simply saab	7	10:30.784	37.063	2.263	78.84	1:28.697	6
11	24	S	6 Darren STOLTON	Kawasaki -	7	10:31.297	37.576	0.513	78.78	1:28.397	6
12	7	S	7 Michael SHARMAN	Kawasaki -	7	10:37.356	43.635	6.059	78.03	1:29.344	7
13	48	S	8 Kevin SABBARTON	Kawasaki - Karen Castle Opticians	7	10:48.448	54.727	11.092	76.70	1:31.528	5
14	70	S	9 Sean HALL	Kawasaki - S and y ceramics	7	10:50.768	57.047	2.320	76.42	1:31.219	6
15	122	S	10 Paul WILSON	Kawasaki -	7	10:56.947	1:03.226	6.179	75.70	1:32.049	7
16	16	J	6 Harry COOPER	Kawasaki -	7	10:57.011	1:03.290	0.064	75.70	1:32.437	6
17	617	S	11 Tom SPALDING	Kawasaki - Spalding Project Management Ltd	7	11:21.384	1:27.663	24.373	72.99	1:35.158	5
18	77	J	7 Joe WHITE	Kawasaki - Just In Graphics / MZ Contracts	6	10:30.889	1 Lap	1 Lap	67.54	1:43.707	4

NOT CLASSIFIED

DNF	22	S	Samuel SMYTH	Kawasaki -	6	8:45.548	1 Lap		81.07	1:25.859	5
DNF	707	J	Sam SPALDING	Kawasaki - Spalding Project Management Ltd	3	6:29.658	4 Laps	3 Laps	54.50	2:02.100	3

FASTEST LAP

36	J	Ash BARNES	Kawasaki - BARNEYRACING	7	1:23.050	85.78 mph	138.06 kph
14	S	Tony DAVIES	Kawasaki - 3D Racing	7	1:25.254	83.56 mph	134.49 kph

Class J - 92.5% of Race Speed = 77.48 mph
 Class S - 92.5% of Race Speed = 75.45 mph

Donington Park National
 Circuit Length = 1.9790 miles
 Start: 16:08 Flag 16:18 End: 16:20

Weather / Track : Cloudy / Dry

These results are provisional until the conclusion of any judicial and technical matters.

Clerk Of Course :	Timekeeper :
-------------------	--------------

Results can be found at www.tsl-timing.com

Printed - 16:41 Saturday, 18 May 2019



BMCRC - MRO Championships 2019 - Rnd 4 @ Donington Park

ACU Team Green Junior Cup & Senior 300 Series

RACE 6 - LAP CHART

LAP 1 @ 16:10:07.828

NO	BEHIND	LAP TIME
36		1:28.490
3	0.178	1:28.668
14	2.115	1:30.605
44	2.221	1:30.711
65	2.673	1:31.163
28	2.949	1:31.439
6	3.407	1:31.897
22	4.209	1:32.699
68	4.501	1:32.991
42	5.506	1:33.996
24	6.657	1:35.147
43	6.724	1:35.214
7	8.334	1:36.824
48	8.871	1:37.361
70	10.003	1:38.493
122	10.565	1:39.055
16	10.811	1:39.301
617	13.937	1:42.427
77	20.237	1:48.727
707	49.907	2:18.397

LAP 2 @ 16:11:32.549

NO	BEHIND	LAP TIME
36		1:24.721
3	0.507	1:25.050
44	2.453	1:24.953
14	4.166	1:26.772
65	4.447	1:26.495
28	5.019	1:26.791
6	5.561	1:26.875
22	5.997	1:26.509
68	6.193	1:26.413
42	8.886	1:28.101
24	11.231	1:29.295
43	11.321	1:29.318
7	14.220	1:30.607
48	15.718	1:31.568
70	18.211	1:32.929
16	19.086	1:32.996
122	19.249	1:33.405
617	25.402	1:36.186
77	39.639	1:44.123

LAP 3 @ 16:12:56.834

NO	BEHIND	LAP TIME
36		1:24.285
3	0.317	1:24.095
44	3.238	1:25.070
65	7.472	1:27.310
14	7.612	1:27.731
6	8.146	1:26.870
28	8.208	1:27.474
22	8.365	1:26.653
68	9.955	1:28.047
707	1 Lap	2:09.161
42	13.277	1:28.676
43	16.237	1:29.201
24	16.656	1:29.710
7	20.051	1:30.116
48	23.472	1:32.039
70	26.084	1:32.158

Weather / Track : Cloudy / Dry

Results can be found at www.tsl-timing.com

16	27.799	1:32.998
122	28.835	1:33.871
617	37.199	1:36.082
77	1:00.132	1:44.778

LAP 4 @ 16:14:21.280

NO	BEHIND	LAP TIME
36		1:24.446
3	0.416	1:24.545
44	3.777	1:24.985
14	9.903	1:26.737
65	10.343	1:27.317
22	11.107	1:27.188
68	11.779	1:26.270
6	12.055	1:28.355
28	13.461	1:29.699
42	19.262	1:30.431
43	21.392	1:29.601
24	22.236	1:30.026
7	26.364	1:30.759
48	31.460	1:32.434
70	33.755	1:32.117
16	36.480	1:33.127
122	37.403	1:33.014
707	1 Lap	2:02.100
617	48.757	1:36.004
77	1:19.393	1:43.707

LAP 5 @ 16:15:46.251

NO	BEHIND	LAP TIME
36		1:24.971
3	0.285	1:24.840
44	3.866	1:25.060
14	10.939	1:26.007
65	11.416	1:26.044
22	11.995	1:25.859
68	12.770	1:25.962
6	13.666	1:26.582
28	14.379	1:25.889
42	23.421	1:29.130
43	25.511	1:29.090
24	26.048	1:28.783
7	31.282	1:29.889
48	38.017	1:31.528
70	40.720	1:31.936
16	44.762	1:33.253
122	44.979	1:32.547
617	58.944	1:35.158

LAP 6 @ 16:17:10.009

NO	BEHIND	LAP TIME
36		1:23.758
3	0.345	1:23.818
44	5.910	1:25.802
14	13.805	1:26.624
65	14.273	1:26.615
22	14.877	1:26.640
28	16.103	1:25.482
77	1 Lap	1:45.541
68	16.283	1:27.271
6	16.290	1:26.382
42	28.177	1:28.514
43	30.450	1:28.697

24	30.687	1:28.397
7	37.341	1:29.817
48	45.830	1:31.571
70	48.181	1:31.219
16	53.441	1:32.437
122	54.227	1:33.006
617	1:11.441	1:36.255

LAP 7 @ 16:18:33.059

NO	BEHIND	LAP TIME
36		1:23.050
3	2.276	1:24.981
44	8.290	1:25.430
14	16.009	1:25.254
65	17.519	1:26.296
28	20.202	1:27.149
6	20.318	1:27.078
68	20.872	1:27.639
42	34.800	1:29.673
43	37.063	1:29.663
77	1 Lap	1:44.013
24	37.576	1:29.939
7	43.635	1:29.344
48	54.727	1:31.947
70	57.047	1:31.916
122	1:03.226	1:32.049
16	1:03.290	1:32.899
617	1:27.663	1:39.272

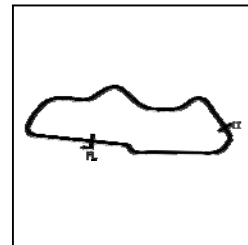
Donington Park National
Circuit Length = 1.9790 miles
Start: 16:08 Flag 16:18 End: 16:20

Printed - 16:42 Saturday, 18 May 2019

BMCRC - MRO Championships 2019 - Rnd 4 @ Donington Park

ACU Team Green Junior Cup & Senior 300 Series

RACE 6 - SECTOR ANALYSIS



SECTOR 1 = FL to I1, SECTOR 2 = I1 to FL, DIFF = Difference To Personal Best Lap, P = Crossed Finish Line in Pit Lane, D = Time Disallowed

P1 36 J Ash BARNES		Kawasaki - BARNEYRACING				
IDEAL LAP TIME : 1:22.766		BEST LAP TIME : 1:23.050		DIFFERENCE : 0.284		
LAP	SECTOR 1	SECTOR 2	LAP TIME	MPH	DIFF	TIME OF DAY
1 -		30.340	1:28.490	80.51	5.440	16:10:07.828
2 -	54.645	30.076	1:24.721	84.09	1.671	16:11:32.549
3 -	54.384	29.901	1:24.285 (3)	84.53	1.235	16:12:56.834
4 -	54.556	29.890	1:24.446	84.36	1.396	16:14:21.280
5 -	55.036	29.935	1:24.971	83.84	1.921	16:15:46.251
6 -	54.228	29.530	1:23.758 (2)	85.06	0.708	16:17:10.009
7 -	53.236	29.814	1:23.050 (1)	85.78		16:18:33.059

P2 3 J Lewis JONES		Kawasaki - 151 s				
IDEAL LAP TIME : 1:22.635		BEST LAP TIME : 1:23.818		DIFFERENCE : 1.183		
LAP	SECTOR 1	SECTOR 2	LAP TIME	MPH	DIFF	TIME OF DAY
1 -		30.124	1:28.668	80.35	4.850	16:10:08.006
2 -	54.739	30.311	1:25.050	83.77	1.232	16:11:33.056
3 -	54.123	29.972	1:24.095 (2)	84.72	0.277	16:12:57.151
4 -	54.535	30.010	1:24.545 (3)	84.27	0.727	16:14:21.696
5 -	54.507	30.333	1:24.840	83.97	1.022	16:15:46.536
6 -	54.254	29.564	1:23.818 (1)	85.00		16:17:10.354
7 -	53.071	31.910	1:24.981	83.83	1.163	16:18:35.335

P3 44 J Eliot DUFTON		Kawasaki - Dad / Held / Torfx				
IDEAL LAP TIME : 1:24.762		BEST LAP TIME : 1:24.953		DIFFERENCE : 0.191		
LAP	SECTOR 1	SECTOR 2	LAP TIME	MPH	DIFF	TIME OF DAY
1 -		30.873	1:30.711	78.54	5.758	16:10:10.049
2 -	54.607	30.346	1:24.953 (1)	83.86		16:11:35.002
3 -	54.813	30.257	1:25.070	83.75	0.117	16:13:00.072
4 -	54.666	30.319	1:24.985 (2)	83.83	0.032	16:14:25.057
5 -	54.505	30.555	1:25.060 (3)	83.76	0.107	16:15:50.117
6 -	55.465	30.337	1:25.802	83.03	0.849	16:17:15.919
7 -	55.044	30.386	1:25.430	83.39	0.477	16:18:41.349

P4 14 S Tony DAVIES		Kawasaki - 3D Racing				
IDEAL LAP TIME : 1:25.254		BEST LAP TIME : 1:25.254		DIFFERENCE : 0.000		
LAP	SECTOR 1	SECTOR 2	LAP TIME	MPH	DIFF	TIME OF DAY
1 -		30.800	1:30.605	78.63	5.351	16:10:09.943
2 -	56.112	30.660	1:26.772	82.10	1.518	16:11:36.715
3 -	55.404	32.327	1:27.731	81.21	2.477	16:13:04.446
4 -	56.038	30.699	1:26.737	82.14	1.483	16:14:31.183
5 -	55.458	30.549	1:26.007 (2)	82.83	0.753	16:15:57.190
6 -	55.867	30.757	1:26.624 (3)	82.24	1.370	16:17:23.814
7 -	54.816	30.438	1:25.254 (1)	83.56		16:18:49.068

P5 65 S Konrad BREESE		Kawasaki - STIHL Racing				
IDEAL LAP TIME : 1:25.901		BEST LAP TIME : 1:26.044		DIFFERENCE : 0.143		
LAP	SECTOR 1	SECTOR 2	LAP TIME	MPH	DIFF	TIME OF DAY
1 -		30.640	1:31.163	78.15	5.119	16:10:10.501
2 -	55.617	30.878	1:26.495 (3)	82.37	0.451	16:11:36.996
3 -	55.530	31.780	1:27.310	81.60	1.266	16:13:04.306
4 -	56.388	30.929	1:27.317	81.59	1.273	16:14:31.623
5 -	55.339	30.705	1:26.044 (1)	82.80		16:15:57.667
6 -	55.615	31.000	1:26.615	82.25	0.571	16:17:24.282
7 -	55.261	31.035	1:26.296 (2)	82.56	0.252	16:18:50.578

P6 28 S Kelvin HOARE		Kawasaki - Southern and Country Roofing Ltd				
IDEAL LAP TIME : 1:25.479		BEST LAP TIME : 1:25.482		DIFFERENCE : 0.003		
LAP	SECTOR 1	SECTOR 2	LAP TIME	MPH	DIFF	TIME OF DAY

Weather / Track : Cloudy / Dry

Donington Park National
Circuit Length = 1.9790 miles
Start: 16:08 Flag 16:18 End: 16:20

BMCRC - MRO Championships 2019 - Rnd 4 @ Donington Park

ACU Team Green Junior Cup & Senior 300 Series

RACE 6 - SECTOR ANALYSIS



SECTOR 1 = FL to I1, SECTOR 2 = I1 to FL, DIFF = Difference To Personal Best Lap, P = Crossed Finish Line in Pit Lane, D = Time Disallowed

Lap	Time	Diff	MPH	Time of Day
1 -	30.665		77.91	16:10:10.777
2 -	55.590	31.201	82.08 (3)	16:11:37.568
3 -	55.551	31.923	81.44	16:13:05.042
4 -	59.020	30.679	79.42	16:14:34.741
5 -	55.337	30.552	82.95	16:16:00.630
6 -	54.927	30.555	83.34 (1)	16:17:26.112
7 -	55.988	31.161	81.75	16:18:53.261

P7 6 S Martin COOPER		Kawasaki -				
IDEAL LAP TIME : 1:25.864	BEST LAP TIME : 1:26.382	DIFFERENCE : 0.518				
LAP	SECTOR 1	SECTOR 2	LAP TIME	MPH	DIFF	TIME OF DAY

1 -		30.560	1:31.897	77.52	5.515	16:10:11.235
2 -	55.405	31.470	1:26.875	82.01	0.493	16:11:38.110
3 -	55.483	31.387	1:26.870 (3)	82.01	0.488	16:13:04.980
4 -	57.896	30.459	1:28.355	80.63	1.973	16:14:33.335
5 -	56.030	30.552	1:26.582 (2)	82.28	0.200	16:15:59.917
6 -	55.489	30.893	1:26.382 (1)	82.47		16:17:26.299
7 -	55.965	31.113	1:27.078	81.81	0.696	16:18:53.377

P8 68 J Lucca ALLEN		Kawasaki - Mark Allen Autosmart				
IDEAL LAP TIME : 1:25.427	BEST LAP TIME : 1:25.962	DIFFERENCE : 0.535				
LAP	SECTOR 1	SECTOR 2	LAP TIME	MPH	DIFF	TIME OF DAY

1 -		30.867	1:32.991	76.61	7.029	16:10:12.329
2 -	55.870	30.543	1:26.413 (3)	82.44	0.451	16:11:38.742
3 -	56.774	31.273	1:28.047	80.91	2.085	16:13:06.789
4 -	55.321	30.949	1:26.270 (2)	82.58	0.308	16:14:33.059
5 -	55.260	30.702	1:25.962 (1)	82.88		16:15:59.021
6 -	54.884	32.387	1:27.271	81.63	1.309	16:17:26.292
7 -	56.209	31.430	1:27.639	81.29	1.677	16:18:53.931

P9 42 J Christopher JOHNSON		Kawasaki -				
IDEAL LAP TIME : 1:27.930	BEST LAP TIME : 1:28.101	DIFFERENCE : 0.171				
LAP	SECTOR 1	SECTOR 2	LAP TIME	MPH	DIFF	TIME OF DAY

1 -		31.272	1:33.996	75.79	5.895	16:10:13.334
2 -	56.658	31.443	1:28.101 (1)	80.86		16:11:41.435
3 -	57.127	31.549	1:28.676 (3)	80.34	0.575	16:13:10.111
4 -	58.852	31.579	1:30.431	78.78	2.330	16:14:40.542
5 -	57.755	31.375	1:29.130	79.93	1.029	16:16:09.672
6 -	57.195	31.319	1:28.514 (2)	80.49	0.413	16:17:38.186
7 -	57.120	32.553	1:29.673	79.45	1.572	16:19:07.859

P10 43 S Colin HALL		Kawasaki - simply saab				
IDEAL LAP TIME : 1:28.306	BEST LAP TIME : 1:28.697	DIFFERENCE : 0.391				
LAP	SECTOR 1	SECTOR 2	LAP TIME	MPH	DIFF	TIME OF DAY

1 -		31.965	1:35.214	74.82	6.517	16:10:14.552
2 -	57.266	32.052	1:29.318	79.76	0.621	16:11:43.870
3 -	57.902	31.299	1:29.201 (3)	79.87	0.504	16:13:13.071
4 -	57.767	31.834	1:29.601	79.51	0.904	16:14:42.672
5 -	57.596	31.494	1:29.090 (2)	79.97	0.393	16:16:11.762
6 -	57.326	31.371	1:28.697 (1)	80.32		16:17:40.459
7 -	57.007	32.656	1:29.663	79.46	0.966	16:19:10.122

P11 24 S Darren STOLTON		Kawasaki -				
IDEAL LAP TIME : 1:28.397	BEST LAP TIME : 1:28.397	DIFFERENCE : 0.000				
LAP	SECTOR 1	SECTOR 2	LAP TIME	MPH	DIFF	TIME OF DAY

1 -		31.857	1:35.147	74.88	6.750	16:10:14.485
2 -	57.575	31.720	1:29.295 (3)	79.78	0.898	16:11:43.780
3 -	58.276	31.434	1:29.710	79.41	1.313	16:13:13.490
4 -	58.495	31.531	1:30.026	79.13	1.629	16:14:43.516

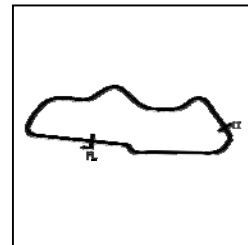
Weather / Track : Cloudy / Dry

Donington Park National
Circuit Length = 1.9790 miles
Start: 16:08 Flag 16:18 End: 16:20

BMCRC - MRO Championships 2019 - Rnd 4 @ Donington Park

ACU Team Green Junior Cup & Senior 300 Series

RACE 6 - SECTOR ANALYSIS



SECTOR 1 = FL to I1, SECTOR 2 = I1 to FL, DIFF = Difference To Personal Best Lap, P = Crossed Finish Line in Pit Lane, D = Time Disallowed

5 -	57.157	31.626	1:28.783 (2)	80.24	0.386	16:16:12.299
6 -	57.081	31.316	1:28.397 (1)	80.59		16:17:40.696
7 -	57.413	32.526	1:29.939	79.21	1.542	16:19:10.635

P12	7 S	Michael SHARMAN	Kawasaki -			
IDEAL LAP TIME : 1:29.188		BEST LAP TIME : 1:29.344		DIFFERENCE : 0.156		
LAP	SECTOR 1	SECTOR 2	LAP TIME	MPH	DIFF	TIME OF DAY
1 -		32.454	1:36.824	73.58	7.480	16:10:16.162
2 -	58.451	32.156	1:30.607	78.63	1.263	16:11:46.769
3 -	58.414	31.702	1:30.116	79.06	0.772	16:13:16.885
4 -	58.249	32.510	1:30.759	78.50	1.415	16:14:47.644
5 -	58.158	31.731	1:29.889 (3)	79.26	0.545	16:16:17.533
6 -	57.995	31.822	1:29.817 (2)	79.32	0.473	16:17:47.350
7 -	57.486	31.858	1:29.344 (1)	79.74		16:19:16.694

P13	48 S	Kevin SABBARTON	Kawasaki - Karen Castle Opticians			
IDEAL LAP TIME : 1:31.231		BEST LAP TIME : 1:31.528		DIFFERENCE : 0.297		
LAP	SECTOR 1	SECTOR 2	LAP TIME	MPH	DIFF	TIME OF DAY
1 -		32.534	1:37.361	73.17	5.833	16:10:16.699
2 -	59.071	32.497	1:31.568 (2)	77.80	0.040	16:11:48.267
3 -	59.614	32.425	1:32.039	77.40	0.511	16:13:20.306
4 -	59.854	32.580	1:32.434	77.07	0.906	16:14:52.740
5 -	58.913	32.615	1:31.528 (1)	77.84		16:16:24.268
6 -	58.806	32.765	1:31.571 (3)	77.80	0.043	16:17:55.839
7 -	59.120	32.827	1:31.947	77.48	0.419	16:19:27.786

P14	70 S	Sean HALL	Kawasaki - S and y ceramics			
IDEAL LAP TIME : 1:31.040		BEST LAP TIME : 1:31.219		DIFFERENCE : 0.179		
LAP	SECTOR 1	SECTOR 2	LAP TIME	MPH	DIFF	TIME OF DAY
1 -		32.797	1:38.493	72.33	7.274	16:10:17.831
2 -	59.699	33.230	1:32.929	76.66	1.710	16:11:50.760
3 -	59.636	32.522	1:32.158	77.30	0.939	16:13:22.918
4 -	59.567	32.550	1:32.117	77.34	0.898	16:14:55.035
5 -	59.117	32.819	1:31.936 (3)	77.49	0.717	16:16:26.971
6 -	58.906	32.313	1:31.219 (1)	78.10		16:17:58.190
7 -	58.727	33.189	1:31.916 (2)	77.51	0.697	16:19:30.106

P15	122 S	Paul WILSON	Kawasaki -			
IDEAL LAP TIME : 1:31.800		BEST LAP TIME : 1:32.049		DIFFERENCE : 0.249		
LAP	SECTOR 1	SECTOR 2	LAP TIME	MPH	DIFF	TIME OF DAY
1 -		32.831	1:39.055	71.92	7.006	16:10:18.393
2 -	59.987	33.418	1:33.405	76.27	1.356	16:11:51.798
3 -	1:01.107	32.764	1:33.871	75.89	1.822	16:13:25.669
4 -	59.937	33.077	1:33.014	76.59	0.965	16:14:58.683
5 -	1:00.276	32.271	1:32.547 (2)	76.98	0.498	16:16:31.230
6 -	1:00.377	32.629	1:33.006 (3)	76.60	0.957	16:18:04.236
7 -	59.529	32.520	1:32.049 (1)	77.40		16:19:36.285

P16	16 J	Harry COOPER	Kawasaki -			
IDEAL LAP TIME : 1:32.297		BEST LAP TIME : 1:32.437		DIFFERENCE : 0.140		
LAP	SECTOR 1	SECTOR 2	LAP TIME	MPH	DIFF	TIME OF DAY
1 -		32.840	1:39.301	71.74	6.864	16:10:18.639
2 -	1:00.021	32.975	1:32.996 (3)	76.61	0.559	16:11:51.635
3 -	1:00.715	32.283	1:32.998	76.61	0.561	16:13:24.633
4 -	1:00.559	32.568	1:33.127	76.50	0.690	16:14:57.760
5 -	1:00.806	32.447	1:33.253	76.40	0.816	16:16:31.013
6 -	1:00.014	32.423	1:32.437 (1)	77.07		16:18:03.450
7 -	1:00.328	32.571	1:32.899 (2)	76.69	0.462	16:19:36.349

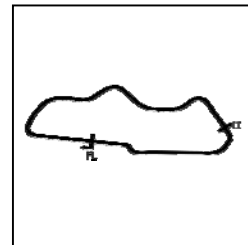
Weather / Track : Cloudy / Dry

Donington Park National
Circuit Length = 1.9790 miles
Start: 16:08 Flag 16:18 End: 16:20

BMCRC - MRO Championships 2019 - Rnd 4 @ Donington Park

ACU Team Green Junior Cup & Senior 300 Series

RACE 6 - SECTOR ANALYSIS



SECTOR 1 = FL to I1, SECTOR 2 = I1 to FL, DIFF = Difference To Personal Best Lap, P = Crossed Finish Line in Pit Lane, D = Time Disallowed

P17 617 S		Tom SPALDING		Kawasaki - Spalding Project Management Ltd		
IDEAL LAP TIME : 1:35.069		BEST LAP TIME : 1:35.158		DIFFERENCE : 0.089		
LAP	SECTOR 1	SECTOR 2	LAP TIME	MPH	DIFF	TIME OF DAY
1 -		33.861	1:42.427	69.55	7.269	16:10:21.765
2 -	1:02.099	34.087	1:36.186	74.07	1.028	16:11:57.951
3 -	1:02.351	33.731	1:36.082 (3)	74.15	0.924	16:13:34.033
4 -	1:02.218	33.786	1:36.004 (2)	74.21	0.846	16:15:10.037
5 -	1:01.714	33.444	1:35.158 (1)	74.87		16:16:45.195
6 -	1:02.460	33.795	1:36.255	74.01	1.097	16:18:21.450
7 -	1:01.625	37.647	1:39.272	71.76	4.114	16:20:00.722

P18 77 J		Joe WHITE		Kawasaki - Just In Graphics / MZ Contracts		
IDEAL LAP TIME : 1:43.621		BEST LAP TIME : 1:43.707		DIFFERENCE : 0.086		
LAP	SECTOR 1	SECTOR 2	LAP TIME	MPH	DIFF	TIME OF DAY
1 -		36.378	1:48.727	65.52	5.020	16:10:28.065
2 -	1:07.479	36.644	1:44.123 (3)	68.42	0.416	16:12:12.188
3 -	1:08.363	36.415	1:44.778	67.99	1.071	16:13:56.966
4 -	1:07.243	36.464	1:43.707 (1)	68.69		16:15:40.673
5 -	1:08.622	36.919	1:45.541	67.50	1.834	16:17:26.214
6 -	1:07.470	36.543	1:44.013 (2)	68.49	0.306	16:19:10.227

P19 22 S		Samuel SMYTH		Kawasaki -		
IDEAL LAP TIME : 1:25.648		BEST LAP TIME : 1:25.859		DIFFERENCE : 0.211		
LAP	SECTOR 1	SECTOR 2	LAP TIME	MPH	DIFF	TIME OF DAY
1 -		30.694	1:32.699	76.85	6.840	16:10:12.037
2 -	55.752	30.757	1:26.509 (2)	82.35	0.650	16:11:38.546
3 -	55.203	31.450	1:26.653	82.22	0.794	16:13:05.199
4 -	56.743	30.445	1:27.188	81.71	1.329	16:14:32.387
5 -	55.320	30.539	1:25.859 (1)	82.98		16:15:58.246
6 -	55.303	31.337	1:26.640 (3)	82.23	0.781	16:17:24.886

P20 707 J		Sam SPALDING		Kawasaki - Spalding Project Management Ltd		
IDEAL LAP TIME : 2:02.100		BEST LAP TIME : 2:02.100		DIFFERENCE : 0.000		
LAP	SECTOR 1	SECTOR 2	LAP TIME	MPH	DIFF	TIME OF DAY
1 -		44.700	2:18.397	51.47	16.297	16:10:57.735
2 -	1:24.714	44.447	2:09.161 (2)	55.16	7.061	16:13:06.896
3 -	1:19.597	42.503	2:02.100 (1)	58.35		16:15:08.996

Weather / Track : Cloudy / Dry

Donington Park National
Circuit Length = 1.9790 miles
Start: 16:08 Flag 16:18 End: 16:20

BMCRC - MRO Championships 2019 - Rnd 4 @ Donington Park

ACU Team Green Junior Cup & Senior 300 Series

RACE 6 - BEST SECTORS

SECTOR 1			SECTOR 2			IDEAL / BEST COMPARISON						
POS	NO	NAME	TIME	NO	NAME	TIME	POS	NO	NAME	IDEAL	BEST	DIFF
									PERFECT LAP	1:22.601		
1	3	JONES	53.071	36	BARNES	29.530	1	3	JONES	1:22.635	1:23.818	1.183
2	36	BARNES	53.236	3	JONES	29.564	2	36	BARNES	1:22.766	1:23.050	0.284
3	44	DUFTON	54.505	44	DUFTON	30.257	3	44	DUFTON	1:24.762	1:24.953	0.191
4	14	DAVIES	54.816	14	DAVIES	30.438	4	14	DAVIES	1:25.254	1:25.254	0.000
5	68	ALLEN	54.884	22	SMYTH	30.445	5	68	ALLEN	1:25.427	1:25.962	0.535
6	28	HOARE	54.927	6	COOPER	30.459	6	28	HOARE	1:25.479	1:25.482	0.003
7	22	SMYTH	55.203	68	ALLEN	30.543	7	22	SMYTH	1:25.648	1:25.859	0.211
8	65	BREESE	55.261	28	HOARE	30.552	8	6	COOPER	1:25.864	1:26.382	0.518
9	6	COOPER	55.405	65	BREESE	30.640	9	65	BREESE	1:25.901	1:26.044	0.143
10	42	JOHNSON	56.658	42	JOHNSON	31.272	10	42	JOHNSON	1:27.930	1:28.101	0.171
11	43	HALL	57.007	43	HALL	31.299	11	43	HALL	1:28.306	1:28.697	0.391
12	24	STOLTON	57.081	24	STOLTON	31.316	12	24	STOLTON	1:28.397	1:28.397	0.000
13	7	SHARMAN	57.486	7	SHARMAN	31.702	13	7	SHARMAN	1:29.188	1:29.344	0.156
14	70	HALL	58.727	122	WILSON	32.271	14	70	HALL	1:31.040	1:31.219	0.179
15	48	SABBARTON	58.806	16	COOPER	32.283	15	48	SABBARTON	1:31.231	1:31.528	0.297
16	122	WILSON	59.529	70	HALL	32.313	16	122	WILSON	1:31.800	1:32.049	0.249
17	16	COOPER	1:00.014	48	SABBARTON	32.425	17	16	COOPER	1:32.297	1:32.437	0.140
18	617	SPALDING	1:01.625	617	SPALDING	33.444	18	617	SPALDING	1:35.069	1:35.158	0.089
19	77	WHITE	1:07.243	77	WHITE	36.378	19	77	WHITE	1:43.621	1:43.707	0.086
20	707	SPALDING	1:19.597	707	SPALDING	42.503	20	707	SPALDING	2:02.100	2:02.100	0.000

Weather / Track : Cloudy / Dry

Results can be found at www.tsl-timing.com

Donington Park National
Circuit Length = 1.9790 miles
Start: 16:08 Flag 16:18 End: 16:20

Printed - 16:42 Saturday, 18 May 2019

BMCRC - MRO Championships 2019 - Rnd 4 @ Donington Park

ACU Team Green Junior Cup & Senior 300 Series

RACE 5 - GRID (10 Laps)



ROW 8	1		23	128	Leon STEWART	22	71	Karie HENLY						
ROW 7		21	88	David COURT	2:02.100	20	707	Sam SPALDING	1:43.707	19	77	Joe WHITE		
ROW 6		18	617	Tom SPALDING	1:35.158	17	16	Harry COOPER	1:32.437	16	122	Paul WILSON	1:32.049	
ROW 5			15	48	Kevin SABBARTON	1:31.528	14	70	Sean HALL	1:31.219	13	7	Michael SHARMAN	1:29.344
ROW 4		12	43	Colin HALL	1:28.697	11	24	Darren STOLTON	1:28.397	10	42	Christopher JOHNSON	1:28.101	
ROW 3			9	6	Martin COOPER	1:26.382	8	65	Konrad BREESE	1:26.044	7	68	Lucca ALLEN	1:25.962
ROW 2		6	22	Samuel SMYTH	1:25.859	5	28	Kelvin HOARE	1:25.482	4	14	Tony DAVIES	1:25.254	
ROW 1			3	44	Eliot DUFTON	1:24.953	2	3	Lewis JONES	1:23.818	1	36	Ash BARNES	1:23.050
													Pole	

Donington Park National
Circuit Length = 1.9790 miles

These results are provisional until the conclusion of any judicial and technical matters.

Clerk Of Course :		Timekeeper :
-------------------	--	--------------

Results can be found at www.tsl-timing.com

Printed - 16:44 Saturday, 18 May 2019



BMCRC - MRO Championships 2019 - Rnd 4 @ Donington Park

ACU Team Green Junior Cup & Senior 300 Series

RACE 5 - CLASSIFICATION



POS	NO	CL	PIC NAME	ENTRY	LAPS	TIME	GAP	DIFF	MPH	BEST	ON
1	36	J	1 Ash BARNES	Kawasaki - BARNEYRACING	10	13:58.212			84.83	1:22.717	6
2	3	J	2 Lewis JONES	Kawasaki - 151 s	10	14:03.541	5.329	5.329	84.29	1:22.878	7
3	44	J	3 Eliot DUFTON	Kawasaki - Dad / Held / Torfx	10	14:04.924	6.712	1.383	84.16	1:23.389	9
4	14	S	1 Tony DAVIES	Kawasaki - 3D Racing	10	14:26.946	28.734	22.022	82.02	1:24.723	9
5	65	S	2 Konrad BREESE	Kawasaki - STIHL Racing	10	14:30.104	31.892	3.158	81.72	1:25.602	9
6	68	J	4 Lucca ALLEN	Kawasaki - Mark Allen Autosmart	10	14:34.200	35.988	4.096	81.34	1:24.826	8
7	28	S	3 Kelvin HOARE	Kawasaki - Southern and Country Roofing Ltd	10	14:34.933	36.721	0.733	81.27	1:26.242	4
8	6	S	4 Martin COOPER	Kawasaki -	10	14:35.104	36.892	0.171	81.25	1:25.730	8
9	22	S	5 Samuel SMYTH	Kawasaki -	10	14:38.961	40.749	3.857	80.90	1:25.308	8
10	42	J	5 Christopher JOHNSON	Kawasaki -	10	14:39.808	41.596	0.847	80.82	1:26.310	5
11	43	S	6 Colin HALL	Kawasaki - simply saab	10	14:56.342	58.130	16.534	79.33	1:28.287	6
12	24	S	7 Darren STOLTON	Kawasaki -	10	14:56.526	58.314	0.184	79.31	1:28.035	6
13	7	S	8 Michael SHARMAN	Kawasaki -	10	15:04.902	1:06.690	8.376	78.58	1:28.801	9
14	70	S	9 Sean HALL	Kawasaki - S and y ceramics	10	15:13.392	1:15.180	8.490	77.85	1:29.889	6
15	16	J	6 Harry COOPER	Kawasaki -	10	15:29.587	1:31.375	16.195	76.49	1:31.206	2
16	617	S	10 Tom SPALDING	Kawasaki - Spalding Project Management Ltd	9	14:04.823	1 Lap	1 Lap	75.73	1:31.212	9
17	122	S	11 Paul WILSON	Kawasaki -	9	14:04.954	1 Lap	0.131	75.72	1:31.451	9
18	88	S	12 David COURT	Kawasaki -	9	14:19.335	1 Lap	14.381	74.45	1:30.125	9
19	48	S	13 Kevin SABBARTON	Kawasaki - Karen Castle Opticians	9	14:30.160	1 Lap	10.825	73.53	1:30.410	6
20	77	J	7 Joe WHITE	Kawasaki - Just In Graphics / MZ Contracts	9	15:42.868	1 Lap	1:12.708	67.86	1:42.940	2
21	707	J	8 Sam SPALDING	Kawasaki - Spalding Project Management Ltd	7	15:22.758	3 Laps	2 Laps	53.89	2:06.701	5

FASTEST LAP

36	J	Ash BARNES	Kawasaki - BARNEYRACING	6	1:22.717	86.13 mph	138.61 kph
14	S	Tony DAVIES	Kawasaki - 3D Racing	9	1:24.723	84.09 mph	135.33 kph

Class J - 92.5% of Race Speed = 78.46 mph

Class S - 92.5% of Race Speed = 75.86 mph

Donington Park National
Circuit Length = 1.9790 miles
Start: 10:40 Flag 10:54 End: 10:56

Weather / Track : Bright / Dry

These results are provisional until the conclusion of any judicial and technical matters.

Clerk Of Course :	Timekeeper :
-------------------	--------------

Results can be found at www.tsl-timing.com

Printed - 10:58 Sunday, 19 May 2019



BMCRC - MRO Championships 2019 - Rnd 4 @ Donington Park

ACU Team Green Junior Cup & Senior 300 Series

RACE 5 - LAP CHART

LAP 1 @ 10:42:08.442

NO	BEHIND	LAP TIME
36		1:28.523
3	0.088	1:28.611
44	0.947	1:29.470
14	1.817	1:30.340
6	3.664	1:32.187
28	3.938	1:32.461
65	4.152	1:32.675
42	5.587	1:34.110
68	6.343	1:34.866
43	6.540	1:35.063
70	8.322	1:36.845
7	8.383	1:36.906
24	8.685	1:37.208
22	9.133	1:37.656
48	10.464	1:38.987
617	12.068	1:40.591
122	12.178	1:40.701
16	12.476	1:40.999
77	19.697	1:48.220
88	20.367	1:48.890
707	55.233	2:23.756

LAP 2 @ 10:43:32.049

NO	BEHIND	LAP TIME
36		1:23.607
3	0.419	1:23.938
44	0.923	1:23.583
14	4.038	1:25.828
28	7.631	1:27.300
65	7.840	1:27.295
6	8.379	1:28.322
42	9.038	1:27.058
68	10.863	1:28.127
43	12.115	1:29.182
22	14.466	1:28.940
7	14.884	1:30.108
24	15.235	1:30.157
70	16.097	1:31.382
48	18.768	1:31.911
16	20.075	1:31.206
122	22.436	1:33.865
617	23.064	1:34.603
77	39.030	1:42.940
88	39.319	1:42.559

LAP 3 @ 10:44:55.695

NO	BEHIND	LAP TIME
36		1:23.646
3	1.485	1:24.712
44	1.615	1:24.338
14	7.338	1:26.946
65	10.959	1:26.765
6	11.677	1:26.944
28	11.686	1:27.701
42	12.441	1:27.049
68	15.326	1:28.109
43	17.875	1:29.406
22	18.257	1:27.437
707	1 Lap	2:11.168
24	20.930	1:29.341
7	21.371	1:30.133

Weather / Track : Bright / Dry

Results can be found at www.tsl-timing.com

70	22.586	1:30.135
48	27.154	1:32.032
16	27.844	1:31.415
122	32.152	1:33.362
617	32.294	1:32.876
88	52.365	1:36.692
77	58.556	1:43.172

LAP 4 @ 10:46:18.567

NO	BEHIND	LAP TIME
36		1:22.872
3	2.078	1:23.465
44	2.230	1:23.487
14	11.078	1:26.612
6	14.878	1:26.073
65	14.967	1:26.880
28	15.056	1:26.242
42	16.303	1:26.734
68	19.625	1:27.171
22	22.706	1:27.321
43	24.206	1:29.203
24	27.363	1:29.305
7	28.861	1:30.362
70	30.614	1:30.900
48	36.864	1:32.582
16	37.167	1:32.195
122	44.040	1:34.760
617	44.095	1:34.673
88	1:03.793	1:34.300
707	1 Lap	2:09.536
77	1:19.366	1:43.682

LAP 5 @ 10:47:41.416

NO	BEHIND	LAP TIME
36		1:22.849
44	2.802	1:23.421
3	3.281	1:24.052
14	15.169	1:26.940
65	18.365	1:26.247
28	19.416	1:27.209
6	19.668	1:27.639
42	19.764	1:26.310
68	22.594	1:25.818
22	27.063	1:27.206
43	29.998	1:28.641
24	32.740	1:28.226
7	35.864	1:29.852
70	37.987	1:30.222
48	45.435	1:31.420
16	46.281	1:31.963
122	55.050	1:33.859
617	55.114	1:33.868
88	1:13.193	1:32.249

LAP 6 @ 10:49:04.133

NO	BEHIND	LAP TIME
36		1:22.717
44	3.693	1:23.608
3	5.401	1:24.837
77	1 Lap	1:44.791
14	19.506	1:27.054
65	21.519	1:25.871
28	23.379	1:26.680

42	24.769	1:27.722
6	24.929	1:27.978
68	25.944	1:26.067
707	2 Laps	2:10.975
22	31.332	1:26.986
43	35.568	1:28.287
24	38.058	1:28.035
7	42.918	1:29.771
70	45.159	1:29.889
48	53.128	1:30.410
16	55.017	1:31.453
122	1:04.436	1:32.103
617	1:04.934	1:32.537
88	1:21.480	1:31.004

LAP 7 @ 10:50:27.396

NO	BEHIND	LAP TIME
36		1:23.263
44	3.979	1:23.549
3	5.016	1:22.878
14	23.678	1:27.435
65	24.401	1:26.145
28	26.707	1:26.591
68	29.680	1:26.999
6	29.776	1:28.110
42	30.015	1:28.509
22	34.566	1:26.497
77	1 Lap	1:43.945
43	41.388	1:29.083
24	43.463	1:28.668
7	49.543	1:29.888
70	53.407	1:31.511
48	1:01.672	1:31.807
16	1:04.903	1:33.149
617	1:13.587	1:31.916
122	1:13.691	1:32.518
707	2 Laps	2:06.701

LAP 8 @ 10:51:50.966

NO	BEHIND	LAP TIME
36		1:23.570
3	4.413	1:22.967
88	1 Lap	1:30.178
44	4.896	1:24.487
14	26.186	1:26.078
65	27.283	1:26.452
28	29.567	1:26.430
68	30.936	1:24.826
6	31.936	1:25.730
42	34.612	1:28.167
22	36.304	1:25.308
43	47.645	1:29.827
24	47.964	1:28.071
7	55.311	1:29.338
70	1:00.275	1:30.438
77	1 Lap	1:45.798
48	1:09.049	1:30.947
16	1:13.507	1:32.174
122	1:22.456	1:32.335
617	1:22.564	1:32.547

LAP 9 @ 10:53:14.613

NO	BEHIND	LAP TIME
36		1:23.647
44	4.638	1:23.389
3	4.829	1:24.063
88	1 Lap	1:33.338
14	27.262	1:24.723
65	29.238	1:25.602
68	33.321	1:26.032
28	33.720	1:27.800
6	34.466	1:26.177
707	3 Laps	2:10.045
22	38.043	1:25.386
42	38.504	1:27.539
43	52.446	1:28.448
24	52.716	1:28.399
7	1:00.465	1:28.801
70	1:07.371	1:30.743
16	1:22.469	1:32.609
77	1 Lap	1:45.140

LAP 10 @ 10:54:38.131

NO	BEHIND	LAP TIME
36		1:23.518
3	5.329	1:24.018
617	1 Lap	1:31.212
44	6.712	1:25.592
122	1 Lap	1:31.451
88	1 Lap	1:30.125
14	28.734	1:24.990
65	31.892	1:26.172
48	1 Lap	2:10.064
68	35.988	1:26.185
28	36.721	1:26.519
6	36.892	1:25.944
22	40.749	1:26.224
42	41.596	1:26.610
43	58.130	1:29.202
24	58.314	1:29.116
7	1:06.690	1:29.743
70	1:15.180	1:31.327
707	3 Laps	2:10.577
16	1:31.375	1:32.424
77	1 Lap	1:45.180

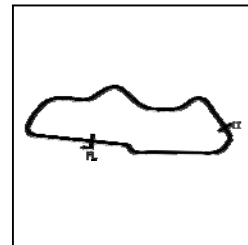
Donington Park National
Circuit Length = 1.9790 miles
Start: 10:40 Flag 10:54 End: 10:56

Printed - 10:59 Sunday, 19 May 2019

BMCRC - MRO Championships 2019 - Rnd 4 @ Donington Park

ACU Team Green Junior Cup & Senior 300 Series

RACE 5 - SECTOR ANALYSIS



SECTOR 1 = FL to I1, SECTOR 2 = I1 to FL, DIFF = Difference To Personal Best Lap, P = Crossed Finish Line in Pit Lane, D = Time Disallowed

P1 36 J Ash BARNES		Kawasaki - BARNEYRACING				
IDEAL LAP TIME : 1:22.676		BEST LAP TIME : 1:22.717		DIFFERENCE : 0.041		
LAP	SECTOR 1	SECTOR 2	LAP TIME	MPH	DIFF	TIME OF DAY
1 -		30.120	1:28.523	80.48	5.806	10:42:08.442
2 -	54.294	29.313	1:23.607	85.21	0.890	10:43:32.049
3 -	54.343	29.303	1:23.646	85.17	0.929	10:44:55.695
4 -	53.769	29.103	1:22.872 (3)	85.97	0.155	10:46:18.567
5 -	53.745	29.104	1:22.849 (2)	85.99	0.132	10:47:41.416
6 -	53.685	29.032	1:22.717 (1)	86.13		10:49:04.133
7 -	54.167	29.096	1:23.263	85.56	0.546	10:50:27.396
8 -	54.400	29.170	1:23.570	85.25	0.853	10:51:50.966
9 -	54.656	28.991	1:23.647	85.17	0.930	10:53:14.613
10 -	54.239	29.279	1:23.518	85.30	0.801	10:54:38.131

P2 3 J Lewis JONES		Kawasaki - 151 s				
IDEAL LAP TIME : 1:22.635		BEST LAP TIME : 1:22.878		DIFFERENCE : 0.243		
LAP	SECTOR 1	SECTOR 2	LAP TIME	MPH	DIFF	TIME OF DAY
1 -		30.270	1:28.611	80.40	5.733	10:42:08.530
2 -	54.398	29.540	1:23.938	84.87	1.060	10:43:32.468
3 -	54.766	29.946	1:24.712	84.10	1.834	10:44:57.180
4 -	53.745	29.720	1:23.465 (3)	85.36	0.587	10:46:20.645
5 -	54.492	29.560	1:24.052	84.76	1.174	10:47:44.697
6 -	55.251	29.586	1:24.837	83.98	1.959	10:49:09.534
7 -	53.598	29.280	1:22.878 (1)	85.96		10:50:32.412
8 -	53.355	29.612	1:22.967 (2)	85.87	0.089	10:51:55.379
9 -	53.752	30.311	1:24.063	84.75	1.185	10:53:19.442
10 -	53.872	30.146	1:24.018	84.79	1.140	10:54:43.460

P3 44 J Eliot DUFTON		Kawasaki - Dad / Held / Torfx				
IDEAL LAP TIME : 1:23.030		BEST LAP TIME : 1:23.389		DIFFERENCE : 0.359		
LAP	SECTOR 1	SECTOR 2	LAP TIME	MPH	DIFF	TIME OF DAY
1 -		30.431	1:29.470	79.63	6.081	10:42:09.389
2 -	54.058	29.525	1:23.583	85.24	0.194	10:43:32.972
3 -	54.379	29.959	1:24.338	84.47	0.949	10:44:57.310
4 -	53.862	29.625	1:23.487 (3)	85.33	0.098	10:46:20.797
5 -	53.905	29.516	1:23.421 (2)	85.40	0.032	10:47:44.218
6 -	54.129	29.479	1:23.608	85.21	0.219	10:49:07.826
7 -	54.113	29.436	1:23.549	85.27	0.160	10:50:31.375
8 -	54.660	29.827	1:24.487	84.32	1.098	10:51:55.862
9 -	53.594	29.795	1:23.389 (1)	85.43		10:53:19.251
10 -	54.069	31.523	1:25.592	83.23	2.203	10:54:44.843

P4 14 S Tony DAVIES		Kawasaki - 3D Racing				
IDEAL LAP TIME : 1:24.661		BEST LAP TIME : 1:24.723		DIFFERENCE : 0.062		
LAP	SECTOR 1	SECTOR 2	LAP TIME	MPH	DIFF	TIME OF DAY
1 -		30.386	1:30.340	78.86	5.617	10:42:10.259
2 -	55.699	30.129	1:25.828 (3)	83.01	1.105	10:43:36.087
3 -	56.433	30.513	1:26.946	81.94	2.223	10:45:03.033
4 -	56.381	30.231	1:26.612	82.25	1.889	10:46:29.645
5 -	56.434	30.506	1:26.940	81.94	2.217	10:47:56.585
6 -	56.681	30.373	1:27.054	81.84	2.331	10:49:23.639
7 -	56.866	30.569	1:27.435	81.48	2.712	10:50:51.074
8 -	56.116	29.962	1:26.078	82.76	1.355	10:52:17.152
9 -	55.111	29.612	1:24.723 (1)	84.09		10:53:41.875
10 -	55.049	29.941	1:24.990 (2)	83.82	0.267	10:55:06.865

P5 65 S Konrad BREESE		Kawasaki - STIHL Racing				
IDEAL LAP TIME : 1:25.602		BEST LAP TIME : 1:25.602		DIFFERENCE : 0.000		
LAP	SECTOR 1	SECTOR 2	LAP TIME	MPH	DIFF	TIME OF DAY

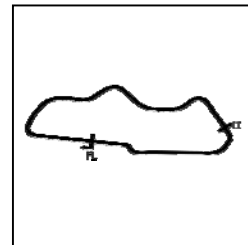
Weather / Track : Bright / Dry

Donington Park National
Circuit Length = 1.9790 miles
Start: 10:40 Flag 10:54 End: 10:56

BMCRC - MRO Championships 2019 - Rnd 4 @ Donington Park

ACU Team Green Junior Cup & Senior 300 Series

RACE 5 - SECTOR ANALYSIS



SECTOR 1 = FL to I1, SECTOR 2 = I1 to FL, DIFF = Difference To Personal Best Lap, P = Crossed Finish Line in Pit Lane, D = Time Disallowed

1 -		31.227	1:32.675	76.87	7.073	10:42:12.594
2 -	56.170	31.125	1:27.295	81.61	1.693	10:43:39.889
3 -	56.220	30.545	1:26.765	82.11	1.163	10:45:06.654
4 -	56.156	30.724	1:26.880	82.00	1.278	10:46:33.534
5 -	55.773	30.474	1:26.247	82.60	0.645	10:47:59.781
6 -	55.543	30.328	1:25.871 (2)	82.96	0.269	10:49:25.652
7 -	55.662	30.483	1:26.145 (3)	82.70	0.543	10:50:51.797
8 -	55.588	30.864	1:26.452	82.41	0.850	10:52:18.249
9 -	55.341	30.261	1:25.602 (1)	83.22		10:53:43.851
10 -	55.405	30.767	1:26.172	82.67	0.570	10:55:10.023

P6 68 J Lucca ALLEN			Kawasaki - Mark Allen Autosmart			
IDEAL LAP TIME : 1:24.826		BEST LAP TIME : 1:24.826	DIFFERENCE : 0.000			
LAP	SECTOR 1	SECTOR 2	LAP TIME	MPH	DIFF	TIME OF DAY
1 -		31.720	1:34.866	75.10	10.040	10:42:14.785
2 -	57.578	30.549	1:28.127	80.84	3.301	10:43:42.912
3 -	56.428	31.681	1:28.109	80.86	3.283	10:45:11.021
4 -	56.822	30.349	1:27.171	81.73	2.345	10:46:38.192
5 -	55.733	30.085	1:25.818 (2)	83.02	0.992	10:48:04.010
6 -	55.521	30.546	1:26.067	82.78	1.241	10:49:30.077
7 -	56.984	30.015	1:26.999	81.89	2.173	10:50:57.076
8 -	55.097	29.729	1:24.826 (1)	83.99		10:52:21.902
9 -	55.577	30.455	1:26.032 (3)	82.81	1.206	10:53:47.934
10 -	55.668	30.517	1:26.185	82.66	1.359	10:55:14.119

P7 28 S Kelvin HOARE			Kawasaki - Southern and Country Roofing Ltd			
IDEAL LAP TIME : 1:26.242		BEST LAP TIME : 1:26.242	DIFFERENCE : 0.000			
LAP	SECTOR 1	SECTOR 2	LAP TIME	MPH	DIFF	TIME OF DAY
1 -		30.441	1:32.461	77.05	6.219	10:42:12.380
2 -	56.205	31.095	1:27.300	81.61	1.058	10:43:39.680
3 -	56.817	30.884	1:27.701	81.23	1.459	10:45:07.381
4 -	55.908	30.334	1:26.242 (1)	82.61		10:46:33.623
5 -	56.590	30.619	1:27.209	81.69	0.967	10:48:00.832
6 -	56.052	30.628	1:26.680	82.19	0.438	10:49:27.512
7 -	56.087	30.504	1:26.591	82.27	0.349	10:50:54.103
8 -	55.999	30.431	1:26.430 (2)	82.43	0.188	10:52:20.533
9 -	56.612	31.188	1:27.800	81.14	1.558	10:53:48.333
10 -	56.003	30.516	1:26.519 (3)	82.34	0.277	10:55:14.852

P8 6 S Martin COOPER			Kawasaki -			
IDEAL LAP TIME : 1:25.481		BEST LAP TIME : 1:25.730	DIFFERENCE : 0.249			
LAP	SECTOR 1	SECTOR 2	LAP TIME	MPH	DIFF	TIME OF DAY
1 -		30.519	1:32.187	77.28	6.457	10:42:12.106
2 -	57.621	30.701	1:28.322	80.66	2.592	10:43:40.428
3 -	55.920	31.024	1:26.944	81.94	1.214	10:45:07.372
4 -	55.722	30.351	1:26.073 (3)	82.77	0.343	10:46:33.445
5 -	56.567	31.072	1:27.639	81.29	1.909	10:48:01.084
6 -	56.052	31.926	1:27.978	80.98	2.248	10:49:29.062
7 -	57.686	30.424	1:28.110	80.86	2.380	10:50:57.172
8 -	55.372	30.358	1:25.730 (1)	83.10		10:52:22.902
9 -	55.220	30.957	1:26.177	82.67	0.447	10:53:49.079
10 -	55.683	30.261	1:25.944 (2)	82.89	0.214	10:55:15.023

P9 22 S Samuel SMYTH			Kawasaki -			
IDEAL LAP TIME : 1:25.094		BEST LAP TIME : 1:25.308	DIFFERENCE : 0.214			
LAP	SECTOR 1	SECTOR 2	LAP TIME	MPH	DIFF	TIME OF DAY
1 -		31.042	1:37.656	72.95	12.348	10:42:17.575
2 -	57.842	31.098	1:28.940	80.10	3.632	10:43:46.515
3 -	55.788	31.649	1:27.437	81.48	2.129	10:45:13.952
4 -	56.490	30.831	1:27.321	81.59	2.013	10:46:41.273

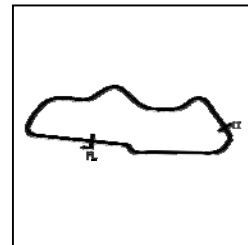
Weather / Track : Bright / Dry

Donington Park National
Circuit Length = 1.9790 miles
Start: 10:40 Flag 10:54 End: 10:56

BMCRC - MRO Championships 2019 - Rnd 4 @ Donington Park

ACU Team Green Junior Cup & Senior 300 Series

RACE 5 - SECTOR ANALYSIS



SECTOR 1 = FL to I1, SECTOR 2 = I1 to FL, DIFF = Difference To Personal Best Lap, P = Crossed Finish Line in Pit Lane, D = Time Disallowed

5 -	56.505	30.701	1:27.206	81.69	1.898	10:48:08.479
6 -	56.425	30.561	1:26.986	81.90	1.678	10:49:35.465
7 -	55.709	30.788	1:26.497	82.36	1.189	10:51:01.962
8 -	55.244	30.064	1:25.308 (1)	83.51		10:52:27.270
9 -	55.030	30.356	1:25.386 (2)	83.44	0.078	10:53:52.656
10 -	55.956	30.268	1:26.224 (3)	82.62	0.916	10:55:18.880

P10	42 J	Christopher JOHNSON	Kawasaki -			
IDEAL LAP TIME : 1:26.310		BEST LAP TIME : 1:26.310	DIFFERENCE : 0.000			

LAP	SECTOR 1	SECTOR 2	LAP TIME	MPH	DIFF	TIME OF DAY
1 -		31.175	1:34.110	75.70	7.800	10:42:14.029
2 -	56.350	30.708	1:27.058	81.83	0.748	10:43:41.087
3 -	55.897	31.152	1:27.049	81.84	0.739	10:45:08.136
4 -	56.032	30.702	1:26.734 (3)	82.14	0.424	10:46:34.870
5 -	55.726	30.584	1:26.310 (1)	82.54		10:48:01.180
6 -	56.445	31.277	1:27.722	81.21	1.412	10:49:28.902
7 -	57.651	30.858	1:28.509	80.49	2.199	10:50:57.411
8 -	57.578	30.589	1:28.167	80.80	1.857	10:52:25.578
9 -	56.343	31.196	1:27.539	81.38	1.229	10:53:53.117
10 -	55.986	30.624	1:26.610 (2)	82.26	0.300	10:55:19.727

P11	43 S	Colin HALL	Kawasaki - simply saab			
IDEAL LAP TIME : 1:28.003		BEST LAP TIME : 1:28.287	DIFFERENCE : 0.284			

LAP	SECTOR 1	SECTOR 2	LAP TIME	MPH	DIFF	TIME OF DAY
1 -		31.308	1:35.063	74.94	6.776	10:42:14.982
2 -	57.886	31.296	1:29.182	79.88	0.895	10:43:44.164
3 -	57.821	31.585	1:29.406	79.68	1.119	10:45:13.570
4 -	57.617	31.586	1:29.203	79.86	0.916	10:46:42.773
5 -	57.226	31.415	1:28.641 (3)	80.37	0.354	10:48:11.414
6 -	57.102	31.185	1:28.287 (1)	80.69		10:49:39.701
7 -	57.826	31.257	1:29.083	79.97	0.796	10:51:08.784
8 -	58.410	31.417	1:29.827	79.31	1.540	10:52:38.611
9 -	57.547	30.901	1:28.448 (2)	80.55	0.161	10:54:07.059
10 -	58.091	31.111	1:29.202	79.87	0.915	10:55:36.261

P12	24 S	Darren STOLTON	Kawasaki -			
IDEAL LAP TIME : 1:27.893		BEST LAP TIME : 1:28.035	DIFFERENCE : 0.142			

LAP	SECTOR 1	SECTOR 2	LAP TIME	MPH	DIFF	TIME OF DAY
1 -		32.105	1:37.208	73.29	9.173	10:42:17.127
2 -	58.830	31.327	1:30.157	79.02	2.122	10:43:47.284
3 -	57.801	31.540	1:29.341	79.74	1.306	10:45:16.625
4 -	57.617	31.688	1:29.305	79.77	1.270	10:46:45.930
5 -	56.899	31.327	1:28.226 (3)	80.75	0.191	10:48:14.156
6 -	56.882	31.153	1:28.035 (1)	80.92		10:49:42.191
7 -	57.119	31.549	1:28.668	80.35	0.633	10:51:10.859
8 -	57.060	31.011	1:28.071 (2)	80.89	0.036	10:52:38.930
9 -	57.232	31.167	1:28.399	80.59	0.364	10:54:07.329
10 -	57.879	31.237	1:29.116	79.94	1.081	10:55:36.445

P13	7 S	Michael SHARMAN	Kawasaki -			
IDEAL LAP TIME : 1:28.676		BEST LAP TIME : 1:28.801	DIFFERENCE : 0.125			

LAP	SECTOR 1	SECTOR 2	LAP TIME	MPH	DIFF	TIME OF DAY
1 -		32.442	1:36.906	73.52	8.105	10:42:16.825
2 -	58.333	31.775	1:30.108	79.06	1.307	10:43:46.933
3 -	58.558	31.575	1:30.133	79.04	1.332	10:45:17.066
4 -	58.437	31.925	1:30.362	78.84	1.561	10:46:47.428
5 -	58.037	31.815	1:29.852	79.29	1.051	10:48:17.280
6 -	58.272	31.499	1:29.771	79.36	0.970	10:49:47.051
7 -	58.594	31.294	1:29.888	79.26	1.087	10:51:16.939
8 -	57.942	31.396	1:29.338 (2)	79.74	0.537	10:52:46.277

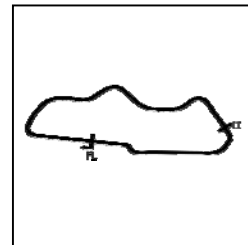
Weather / Track : Bright / Dry

Donington Park National
Circuit Length = 1.9790 miles
Start: 10:40 Flag 10:54 End: 10:56

BMCRC - MRO Championships 2019 - Rnd 4 @ Donington Park

ACU Team Green Junior Cup & Senior 300 Series

RACE 5 - SECTOR ANALYSIS



SECTOR 1 = FL to I1, SECTOR 2 = I1 to FL, DIFF = Difference To Personal Best Lap, P = Crossed Finish Line in Pit Lane, D = Time Disallowed

9 - **57.382** 31.419 **1:28.801 (1)** **80.23** **10:54:15.078**
 10 - 58.340 31.403 1:29.743 (3) 79.38 0.942 10:55:44.821

P14 70 S		Sean HALL		Kawasaki - S and y ceramics			
IDEAL LAP TIME : 1:29.889		BEST LAP TIME : 1:29.889		DIFFERENCE : 0.000			
LAP	SECTOR 1	SECTOR 2	LAP TIME	MPH	DIFF	TIME OF DAY	
1 -		31.865	1:36.845	73.56	6.956	10:42:16.764	
2 -	59.237	32.145	1:31.382	77.96	1.493	10:43:48.146	
3 -	58.355	31.780	1:30.135 (2)	79.04	0.246	10:45:18.281	
4 -	58.739	32.161	1:30.900	78.37	1.011	10:46:49.181	
5 -	58.342	31.880	1:30.222 (3)	78.96	0.333	10:48:19.403	
6 -	58.182	31.707	1:29.889 (1)	79.26		10:49:49.292	
7 -	59.025	32.486	1:31.511	77.85	1.622	10:51:20.803	
8 -	58.213	32.225	1:30.438	78.77	0.549	10:52:51.241	
9 -	58.273	32.470	1:30.743	78.51	0.854	10:54:21.984	
10 -	58.733	32.594	1:31.327	78.01	1.438	10:55:53.311	

P15 16 J		Harry COOPER		Kawasaki -			
IDEAL LAP TIME : 1:30.971		BEST LAP TIME : 1:31.206		DIFFERENCE : 0.235			
LAP	SECTOR 1	SECTOR 2	LAP TIME	MPH	DIFF	TIME OF DAY	
1 -		32.776	1:40.999	70.54	9.793	10:42:20.918	
2 -	59.218	31.988	1:31.206 (1)	78.11		10:43:52.124	
3 -	59.148	32.267	1:31.415 (2)	77.93	0.209	10:45:23.539	
4 -	59.750	32.445	1:32.195	77.27	0.989	10:46:55.734	
5 -	59.643	32.320	1:31.963	77.47	0.757	10:48:27.697	
6 -	58.983	32.470	1:31.453 (3)	77.90	0.247	10:49:59.150	
7 -	1:00.474	32.675	1:33.149	76.48	1.943	10:51:32.299	
8 -	59.598	32.576	1:32.174	77.29	0.968	10:53:04.473	
9 -	59.617	32.992	1:32.609	76.93	1.403	10:54:37.082	
10 -	1:00.248	32.176	1:32.424	77.08	1.218	10:56:09.506	

P16 617 S		Tom SPALDING		Kawasaki - Spalding Project Management Ltd			
IDEAL LAP TIME : 1:31.125		BEST LAP TIME : 1:31.212		DIFFERENCE : 0.087			
LAP	SECTOR 1	SECTOR 2	LAP TIME	MPH	DIFF	TIME OF DAY	
1 -		32.897	1:40.591	70.82	9.379	10:42:20.510	
2 -	1:02.006	32.597	1:34.603	75.31	3.391	10:43:55.113	
3 -	1:00.571	32.305	1:32.876	76.71	1.664	10:45:27.989	
4 -	1:01.877	32.796	1:34.673	75.25	3.461	10:47:02.662	
5 -	1:01.333	32.535	1:33.868	75.90	2.656	10:48:36.530	
6 -	1:00.403	32.134	1:32.537 (3)	76.99	1.325	10:50:09.067	
7 -	59.854	32.062	1:31.916 (2)	77.51	0.704	10:51:40.983	
8 -	59.788	32.759	1:32.547	76.98	1.335	10:53:13.530	
9 -	59.063	32.149	1:31.212 (1)	78.11		10:54:44.742	

P17 122 S		Paul WILSON		Kawasaki -			
IDEAL LAP TIME : 1:31.451		BEST LAP TIME : 1:31.451		DIFFERENCE : 0.000			
LAP	SECTOR 1	SECTOR 2	LAP TIME	MPH	DIFF	TIME OF DAY	
1 -		32.668	1:40.701	70.74	9.250	10:42:20.620	
2 -	1:01.423	32.442	1:33.865	75.90	2.414	10:43:54.485	
3 -	1:00.922	32.440	1:33.362	76.31	1.911	10:45:27.847	
4 -	1:02.287	32.473	1:34.760	75.18	3.309	10:47:02.607	
5 -	1:01.589	32.270	1:33.859	75.90	2.408	10:48:36.466	
6 -	1:00.066	32.037	1:32.103 (2)	77.35	0.652	10:50:08.569	
7 -	59.952	32.566	1:32.518	77.00	1.067	10:51:41.087	
8 -	59.963	32.372	1:32.335 (3)	77.16	0.884	10:53:13.422	
9 -	59.577	31.874	1:31.451 (1)	77.90		10:54:44.873	

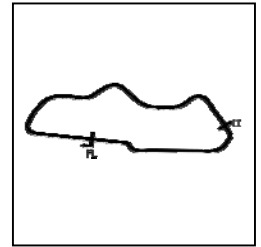
Weather / Track : Bright / Dry

Donington Park National
 Circuit Length = 1.9790 miles
 Start: 10:40 Flag 10:54 End: 10:56

BMCRC - MRO Championships 2019 - Rnd 4 @ Donington Park

ACU Team Green Junior Cup & Senior 300 Series

RACE 5 - SECTOR ANALYSIS



SECTOR 1 = FL to I1, SECTOR 2 = I1 to FL, DIFF = Difference To Personal Best Lap, P = Crossed Finish Line in Pit Lane, D = Time Disallowed

P18 88 S David COURT			Kawasaki -			
IDEAL LAP TIME : 1:30.092		BEST LAP TIME : 1:30.125		DIFFERENCE : 0.033		
LAP	SECTOR 1	SECTOR 2	LAP TIME	MPH	DIFF	TIME OF DAY
1 -		36.321	1:48.890	65.42	18.765	10:42:28.809
2 -	1:06.509	36.050	1:42.559	69.46	12.434	10:44:11.368
3 -	1:03.174	33.518	1:36.692	73.68	6.567	10:45:48.060
4 -	1:00.550	33.750	1:34.300	75.55	4.175	10:47:22.360
5 -	59.553	32.696	1:32.249	77.23	2.124	10:48:54.609
6 -	58.724	32.280	1:31.004 (3)	78.28	0.879	10:50:25.613
7 -	58.110	32.068	1:30.178 (2)	79.00	0.053	10:51:55.791
8 -	1:01.110	32.228	1:33.338	76.33	3.213	10:53:29.129
9 -	58.143	31.982	1:30.125 (1)	79.05		10:54:59.254

P19 48 S Kevin SABBARTON			Kawasaki - Karen Castle Opticians			
IDEAL LAP TIME : 1:30.104		BEST LAP TIME : 1:30.410		DIFFERENCE : 0.306		
LAP	SECTOR 1	SECTOR 2	LAP TIME	MPH	DIFF	TIME OF DAY
1 -		32.022	1:38.987	71.97	8.577	10:42:18.906
2 -	59.681	32.230	1:31.911	77.51	1.501	10:43:50.817
3 -	59.613	32.419	1:32.032	77.41	1.622	10:45:22.849
4 -	1:00.156	32.426	1:32.582	76.95	2.172	10:46:55.431
5 -	59.372	32.048	1:31.420 (3)	77.93	1.010	10:48:26.851
6 -	58.734	31.676	1:30.410 (1)	78.80		10:49:57.261
7 -	59.804	32.003	1:31.807	77.60	1.397	10:51:29.068
8 -	58.868	32.079	1:30.947 (2)	78.33	0.537	10:53:00.015
9 -	58.428	1:11.636	2:10.064	54.77	39.654	10:55:10.079

P20 77 J Joe WHITE			Kawasaki - Just In Graphics / MZ Contracts			
IDEAL LAP TIME : 1:42.629		BEST LAP TIME : 1:42.940		DIFFERENCE : 0.311		
LAP	SECTOR 1	SECTOR 2	LAP TIME	MPH	DIFF	TIME OF DAY
1 -		36.483	1:48.220	65.83	5.280	10:42:28.139
2 -	1:06.792	36.148	1:42.940 (1)	69.21		10:44:11.079
3 -	1:07.335	35.837	1:43.172 (2)	69.05	0.232	10:45:54.251
4 -	1:07.362	36.320	1:43.682 (3)	68.71	0.742	10:47:37.933
5 -	1:08.542	36.249	1:44.791	67.98	1.851	10:49:22.724
6 -	1:07.419	36.526	1:43.945	68.54	1.005	10:51:06.669
7 -	1:08.846	36.952	1:45.798	67.34	2.858	10:52:52.467
8 -	1:08.267	36.873	1:45.140	67.76	2.200	10:54:37.607
9 -	1:08.315	36.865	1:45.180	67.73	2.240	10:56:22.787

P21 707 J Sam SPALDING			Kawasaki - Spalding Project Management Ltd			
IDEAL LAP TIME : 2:06.701		BEST LAP TIME : 2:06.701		DIFFERENCE : 0.000		
LAP	SECTOR 1	SECTOR 2	LAP TIME	MPH	DIFF	TIME OF DAY
1 -		46.720	2:23.756	49.56	17.055	10:43:03.675
2 -	1:26.719	44.449	2:11.168	54.31	4.467	10:45:14.843
3 -	1:24.435	45.101	2:09.536 (2)	55.00	2.835	10:47:24.379
4 -	1:24.571	46.404	2:10.975	54.39	4.274	10:49:35.354
5 -	1:24.027	42.674	2:06.701 (1)	56.23		10:51:42.055
6 -	1:24.513	45.532	2:10.045 (3)	54.78	3.344	10:53:52.100
7 -	1:25.810	44.767	2:10.577	54.56	3.876	10:56:02.677

Weather / Track : Bright / Dry

Donington Park National
Circuit Length = 1.9790 miles
Start: 10:40 Flag 10:54 End: 10:56

BMCRC - MRO Championships 2019 - Rnd 4 @ Donington Park

ACU Team Green Junior Cup & Senior 300 Series

RACE 5 - BEST SECTORS

SECTOR 1			SECTOR 2			IDEAL / BEST COMPARISON						
POS	NO	NAME	TIME	NO	NAME	TIME	POS	NO	NAME	IDEAL	BEST	DIFF
									PERFECT LAP	1:22.346		
1	3	JONES	53.355	36	BARNES	28.991	1	3	JONES	1:22.635	1:22.878	0.243
2	44	DUFTON	53.594	3	JONES	29.280	2	36	BARNES	1:22.676	1:22.717	0.041
3	36	BARNES	53.685	44	DUFTON	29.436	3	44	DUFTON	1:23.030	1:23.389	0.359
4	22	SMYTH	55.030	14	DAVIES	29.612	4	14	DAVIES	1:24.661	1:24.723	0.062
5	14	DAVIES	55.049	68	ALLEN	29.729	5	68	ALLEN	1:24.826	1:24.826	0.000
6	68	ALLEN	55.097	22	SMYTH	30.064	6	22	SMYTH	1:25.094	1:25.308	0.214
7	6	COOPER	55.220	65	BREESE	30.261	7	6	COOPER	1:25.481	1:25.730	0.249
8	65	BREESE	55.341	6	COOPER	30.261	8	65	BREESE	1:25.602	1:25.602	0.000
9	42	JOHNSON	55.726	28	HOARE	30.334	9	28	HOARE	1:26.242	1:26.242	0.000
10	28	HOARE	55.908	42	JOHNSON	30.584	10	42	JOHNSON	1:26.310	1:26.310	0.000
11	24	STOLTON	56.882	43	HALL	30.901	11	24	STOLTON	1:27.893	1:28.035	0.142
12	43	HALL	57.102	24	STOLTON	31.011	12	43	HALL	1:28.003	1:28.287	0.284
13	7	SHARMAN	57.382	7	SHARMAN	31.294	13	7	SHARMAN	1:28.676	1:28.801	0.125
14	88	COURT	58.110	48	SABBARTON	31.676	14	70	HALL	1:29.889	1:29.889	0.000
15	70	HALL	58.182	70	HALL	31.707	15	88	COURT	1:30.092	1:30.125	0.033
16	48	SABBARTON	58.428	122	WILSON	31.874	16	48	SABBARTON	1:30.104	1:30.410	0.306
17	16	COOPER	58.983	88	COURT	31.982	17	16	COOPER	1:30.971	1:31.206	0.235
18	617	SPALDING	59.063	16	COOPER	31.988	18	617	SPALDING	1:31.125	1:31.212	0.087
19	122	WILSON	59.577	617	SPALDING	32.062	19	122	WILSON	1:31.451	1:31.451	0.000
20	77	WHITE	1:06.792	77	WHITE	35.837	20	77	WHITE	1:42.629	1:42.940	0.311
21	707	SPALDING	1:24.027	707	SPALDING	42.674	21	707	SPALDING	2:06.701	2:06.701	0.000

Weather / Track : Bright / Dry

Results can be found at www.tsl-timing.com

Donington Park National
Circuit Length = 1.9790 miles
Start: 10:40 Flag 10:54 End: 10:56

Printed - 10:59 Sunday, 19 May 2019

BMCRC - MRO Championships 2019 - Rnd 4 @ Donington Park

ACU Team Green Junior Cup & Senior 300 Series

RACE 17 - GRID (10 Laps)



ROW 8	1		23	128	Leon STEWART	22	71	Karie HENLY						
ROW 7			21	707	Sam SPALDING	2:06.701	20	77	Joe WHITE	1:42.940	19	122	Paul WILSON	1:31.451
ROW 6	18	617	Tom SPALDING	1:31.212	17	16	Harry COOPER	1:31.206	16	48	Kevin SABBARTON	1:30.410		
ROW 5			15	88	David COURT	1:30.125	14	70	Sean HALL	1:29.889	13	7	Michael SHARMAN	1:28.801
ROW 4	12	43	Colin HALL	1:28.287	11	24	Darren STOLTON	1:28.035	10	42	Christopher JOHNSON	1:26.310		
ROW 3			9	28	Kelvin HOARE	1:26.242	8	6	Martin COOPER	1:25.730	7	65	Konrad BREESE	1:25.602
ROW 2	6	22	Samuel SMYTH	1:25.308	5	68	Lucca ALLEN	1:24.826	4	14	Tony DAVIES	1:24.723		
ROW 1			3	44	Eliot DUFTON	1:23.389	2	3	Lewis JONES	1:22.878	1	36	Ash BARNES	1:22.717
													Pole	

Donington Park National
Circuit Length = 1.9790 miles

These results are provisional until the conclusion of any judicial and technical matters.

Clerk Of Course :		Timekeeper :	
-------------------	--	--------------	--

Results can be found at www.tsl-timing.com

Printed - 11:01 Sunday, 19 May 2019



BMCRC - MRO Championships 2019 - Rnd 4 @ Donington Park

ACU Team Green Junior Cup & Senior 300 Series

RACE 17 - CLASSIFICATION



POS	NO	CL	PIC NAME	ENTRY	LAPS	TIME	GAP	DIFF	MPH	BEST	ON
1	3	J	1 Lewis JONES	Kawasaki - 151 s	10	14:04.844			84.16	1:23.387	10
2	44	J	2 Eliot DUFTON	Kawasaki - Dad / Held / Torfx	10	14:05.622	0.778	0.778	84.09	1:23.195	5
3	14	S	1 Tony DAVIES	Kawasaki - 3D Racing	10	14:25.252	20.408	19.630	82.18	1:25.373	5
4	68	J	3 Lucca ALLEN	Kawasaki - Mark Allen Autosmart	10	14:30.647	25.803	5.395	81.67	1:25.498	3
5	6	S	2 Martin COOPER	Kawasaki -	10	14:35.399	30.555	4.752	81.23	1:26.187	2
6	65	S	3 Konrad BREESE	Kawasaki - STIHL Racing	10	14:35.571	30.727	0.172	81.21	1:26.587	2
7	42	J	4 Christopher JOHNSON	Kawasaki -	10	14:35.849	31.005	0.278	81.18	1:26.107	8
8	28	S	4 Kelvin HOARE	Kawasaki - Southern and Country Roofing Ltd	10	14:51.117	46.273	15.268	79.79	1:27.737	2
9	24	S	5 Darren STOLTON	Kawasaki -	10	15:02.175	57.331	11.058	78.82	1:28.807	6
10	7	S	6 Michael SHARMAN	Kawasaki -	10	15:02.739	57.895	0.564	78.77	1:28.794	6
11	43	S	7 Colin HALL	Kawasaki - simply saab	10	15:04.211	59.367	1.472	78.64	1:28.795	6
12	88	S	8 David COURT	Kawasaki -	10	15:12.099	1:07.255	7.888	77.96	1:29.186	6
13	70	S	9 Sean HALL	Kawasaki - S and y ceramics	10	15:14.910	1:10.066	2.811	77.72	1:29.167	9
14	16	J	5 Harry COOPER	Kawasaki -	10	15:17.011	1:12.167	2.101	77.54	1:29.770	10
15	122	S	10 Paul WILSON	Kawasaki -	10	15:17.154	1:12.310	0.143	77.53	1:29.640	9
16	48	S	11 Kevin SABBARTON	Kawasaki - Karen Castle Opticians	10	15:17.449	1:12.605	0.295	77.50	1:30.019	6
17	617	S	12 Tom SPALDING	Kawasaki - Spalding Project Management Ltd	10	15:17.560	1:12.716	0.111	77.49	1:29.748	6
18	22	S	13 Samuel SMYTH	Kawasaki -	10	15:20.515	1:15.671	2.955	77.25	1:26.215	9
19	77	J	6 Joe WHITE	Kawasaki - Just In Graphics / MZ Contracts	8	14:18.354	2 Laps	2 Laps	66.24	1:46.728	3
20	707	J	7 Sam SPALDING	Kawasaki - Spalding Project Management Ltd	7	14:28.745	3 Laps	1 Lap	57.25	1:57.876	7

NOT CLASSIFIED

DNF	36	J	Ash BARNES	Kawasaki - BARNEYRACING	0						
-----	----	---	------------	-------------------------	---	--	--	--	--	--	--

FASTEST LAP

44	J	Eliot DUFTON	Kawasaki - Dad / Held / Torfx	5	1:23.195	85.63 mph	137.82 kph
14	S	Tony DAVIES	Kawasaki - 3D Racing	5	1:25.373	83.45 mph	134.30 kph

Class J - 92.5% of Race Speed = 77.84 mph
 Class S - 92.5% of Race Speed = 76.01 mph

Weather / Track : Bright / Dry

These results are provisional until the conclusion of any judicial and technical matters.

Donington Park National
 Circuit Length = 1.9790 miles
 Start: 14:59 Flag 15:13 End: 15:14

Clerk Of Course :	Timekeeper :
-------------------	--------------

Results can be found at www.tsl-timing.com

Printed - 15:15 Sunday, 19 May 2019



BMCRC - MRO Championships 2019 - Rnd 4 @ Donington Park

ACU Team Green Junior Cup & Senior 300 Series

RACE 17 - LAP CHART

LAP 1 @ 15:00:32.169

NO	BEHIND	LAP TIME
3		1:28.548
44	2.205	1:30.753
14	2.815	1:31.363
65	3.320	1:31.868
68	3.580	1:32.128
6	4.266	1:32.814
42	4.729	1:33.277
28	6.039	1:34.587
43	7.739	1:36.287
70	8.277	1:36.825
24	8.892	1:37.440
7	9.389	1:37.937
88	9.633	1:38.181
16	10.314	1:38.862
617	10.899	1:39.447
122	11.266	1:39.814
48	11.911	1:40.459
77	21.180	1:49.728
707	43.393	2:11.941
22	46.152	2:14.700

LAP 2 @ 15:01:57.422

NO	BEHIND	LAP TIME
3		1:25.253
44	1.303	1:24.351
14	3.081	1:25.519
68	3.938	1:25.611
65	4.654	1:26.587
6	5.200	1:26.187
42	5.787	1:26.311
28	8.523	1:27.737
43	12.259	1:29.773
24	13.284	1:29.645
7	14.218	1:30.082
70	14.852	1:31.828
88	15.232	1:30.852
16	16.597	1:31.536
122	17.268	1:31.255
617	18.007	1:32.361
48	18.166	1:31.508
77	42.980	1:47.053
22	50.576	1:29.677
707	1:24.001	2:05.861

LAP 3 @ 15:03:22.018

NO	BEHIND	LAP TIME
3		1:24.596
44	0.785	1:24.078
14	4.120	1:25.635
68	4.840	1:25.498
65	6.890	1:26.832
6	7.007	1:26.403
42	7.848	1:26.657
28	11.887	1:27.960
43	18.532	1:30.869
24	18.791	1:30.103
7	19.260	1:29.638
88	20.479	1:29.843
70	21.682	1:31.426
16	23.719	1:31.718
122	24.129	1:31.457

Weather / Track : Bright / Dry

Results can be found at www.tsl-timing.com

617	24.902	1:31.491
48	25.070	1:31.500
22	53.486	1:27.506
77	1:05.112	1:46.728

LAP 4 @ 15:04:45.661

NO	BEHIND	LAP TIME
3		1:23.643
44	0.648	1:23.506
14	6.601	1:26.124
68	7.243	1:26.046
65	10.935	1:27.688
6	11.252	1:27.888
42	11.346	1:27.141
28	16.678	1:28.434
24	24.850	1:29.702
43	25.277	1:30.388
7	25.681	1:30.064
88	27.081	1:30.245
70	30.230	1:32.191
48	32.626	1:31.199
122	32.947	1:32.461
16	33.069	1:32.993
617	33.754	1:32.495
707	1 Lap	2:01.844
22	56.452	1:26.609

LAP 5 @ 15:06:09.140

NO	BEHIND	LAP TIME
3		1:23.479
44	0.364	1:23.195
77	1 Lap	1:46.776
14	8.495	1:25.373
68	9.763	1:25.999
65	14.669	1:27.213
6	14.764	1:26.991
42	15.285	1:27.418
28	21.179	1:27.980
24	31.052	1:29.681
7	31.412	1:29.210
43	31.748	1:29.950
88	33.048	1:29.446
70	37.261	1:30.510
48	39.776	1:30.629
16	40.229	1:30.639
122	40.417	1:30.949
617	41.196	1:30.921
22	1:02.554	1:29.581
707	1 Lap	2:07.587

LAP 6 @ 15:07:32.560

NO	BEHIND	LAP TIME
3		1:23.420
44	0.783	1:23.839
14	10.515	1:25.440
68	13.537	1:27.194
65	19.049	1:27.800
6	19.233	1:27.889
42	19.385	1:27.520
28	26.686	1:28.927
77	1 Lap	1:47.098
24	36.439	1:28.807
7	36.786	1:28.794

43	37.123	1:28.795
88	38.814	1:29.186
70	44.907	1:31.066
48	46.375	1:30.019
122	47.193	1:30.196
16	47.318	1:30.509
617	47.524	1:29.748
22	1:05.795	1:26.661

LAP 7 @ 15:08:57.416

NO	BEHIND	LAP TIME
44		1:24.073
3	0.314	1:25.170
14	12.304	1:26.645
68	15.287	1:26.606
65	21.373	1:27.180
6	21.626	1:27.249
42	23.230	1:28.701
28	30.445	1:28.615
707	2 Laps	2:01.744
24	40.714	1:29.131
43	41.170	1:28.903
7	41.514	1:29.584
88	44.985	1:31.027
70	50.713	1:30.662
77	1 Lap	1:47.233
48	52.196	1:30.677
16	52.372	1:29.910
122	53.457	1:31.120
617	53.547	1:30.879
22	1:07.459	1:26.520

LAP 8 @ 15:10:21.418

NO	BEHIND	LAP TIME
3		1:23.688
44	0.133	1:24.135
14	14.330	1:26.028
68	18.040	1:26.755
65	24.264	1:26.893
6	24.670	1:27.046
42	25.335	1:26.107
28	35.516	1:29.073
24	46.249	1:29.537
43	46.351	1:29.183
7	47.077	1:29.565
88	52.728	1:31.745
70	58.174	1:31.463
48	58.831	1:30.637
16	59.017	1:30.647
617	59.832	1:30.287
122	59.944	1:30.489
22	1:10.133	1:26.676
707	2 Laps	2:01.892
77	1 Lap	1:46.840

LAP 9 @ 15:11:45.078

NO	BEHIND	LAP TIME
3		1:23.660
44	0.116	1:23.643
14	17.204	1:26.534
68	21.458	1:27.078
65	27.216	1:26.612
6	27.601	1:26.591

42	27.865	1:26.190
28	40.770	1:28.914
24	51.492	1:28.903
43	52.096	1:29.405
7	52.321	1:28.904
88	59.703	1:30.635
70	1:03.681	1:29.167
48	1:05.492	1:30.321
16	1:05.784	1:30.427
122	1:05.924	1:29.640
617	1:06.168	1:29.996
22	1:12.688	1:26.215

LAP 10 @ 15:13:08.465

NO	BEHIND	LAP TIME
3		1:23.387
44	0.778	1:24.049
77	2 Laps	1:46.898
14	20.408	1:26.591
707	3 Laps	1:57.876
68	25.803	1:27.732
6	30.555	1:26.341
65	30.727	1:26.898
42	31.005	1:26.527
28	46.273	1:28.890
24	57.331	1:29.226
7	57.895	1:28.961
43	59.367	1:30.658
88	1:07.255	1:30.939
70	1:10.066	1:29.772
16	1:12.167	1:29.770
122	1:12.310	1:29.773
48	1:12.605	1:30.500
617	1:12.716	1:29.935
22	1:15.671	1:26.370

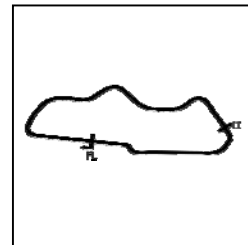
Donington Park National
Circuit Length = 1.9790 miles
Start: 14:59 Flag 15:13 End: 15:14

Printed - 15:16 Sunday, 19 May 2019

BMCRC - MRO Championships 2019 - Rnd 4 @ Donington Park

ACU Team Green Junior Cup & Senior 300 Series

RACE 17 - SECTOR ANALYSIS



SECTOR 1 = FL to I1, SECTOR 2 = I1 to FL, DIFF = Difference To Personal Best Lap, P = Crossed Finish Line in Pit Lane, D = Time Disallowed

P1		3 J		Lewis JONES		Kawasaki - 151 s	
IDEAL LAP TIME : 1:23.283		BEST LAP TIME : 1:23.387		DIFFERENCE : 0.104			
LAP	SECTOR 1	SECTOR 2	LAP TIME	MPH	DIFF	TIME OF DAY	
1 -		30.089	1:28.548	80.46	5.161	15:00:32.169	
2 -	55.360	29.893	1:25.253	83.57	1.866	15:01:57.422	
3 -	54.525	30.071	1:24.596	84.21	1.209	15:03:22.018	
4 -	53.952	29.691	1:23.643	85.17	0.256	15:04:45.661	
5 -	53.698	29.781	1:23.479 (3)	85.34	0.092	15:06:09.140	
6 -	53.835	29.585	1:23.420 (2)	85.40	0.033	15:07:32.560	
7 -	54.959	30.211	1:25.170	83.65	1.783	15:08:57.730	
8 -	53.988	29.700	1:23.688	85.13	0.301	15:10:21.418	
9 -	53.799	29.861	1:23.660	85.16	0.273	15:11:45.078	
10 -	53.775	29.612	1:23.387 (1)	85.44		15:13:08.465	

P2		44 J		Eliot DUFTON		Kawasaki - Dad / Held / Torfx	
IDEAL LAP TIME : 1:22.909		BEST LAP TIME : 1:23.195		DIFFERENCE : 0.286			
LAP	SECTOR 1	SECTOR 2	LAP TIME	MPH	DIFF	TIME OF DAY	
1 -		30.125	1:30.753	78.50	7.558	15:00:34.374	
2 -	54.559	29.792	1:24.351	84.46	1.156	15:01:58.725	
3 -	54.384	29.694	1:24.078	84.73	0.883	15:03:22.803	
4 -	53.866	29.640	1:23.506 (2)	85.31	0.311	15:04:46.309	
5 -	53.442	29.753	1:23.195 (1)	85.63		15:06:09.504	
6 -	54.275	29.564	1:23.839	84.98	0.644	15:07:33.343	
7 -	54.470	29.603	1:24.073	84.74	0.878	15:08:57.416	
8 -	54.668	29.467	1:24.135	84.68	0.940	15:10:21.551	
9 -	53.818	29.825	1:23.643 (3)	85.17	0.448	15:11:45.194	
10 -	54.442	29.607	1:24.049	84.76	0.854	15:13:09.243	

P3		14 S		Tony DAVIES		Kawasaki - 3D Racing	
IDEAL LAP TIME : 1:25.345		BEST LAP TIME : 1:25.373		DIFFERENCE : 0.028			
LAP	SECTOR 1	SECTOR 2	LAP TIME	MPH	DIFF	TIME OF DAY	
1 -		30.908	1:31.363	77.98	5.990	15:00:34.984	
2 -	55.344	30.175	1:25.519 (3)	83.31	0.146	15:02:00.503	
3 -	55.519	30.116	1:25.635	83.19	0.262	15:03:26.138	
4 -	55.932	30.192	1:26.124	82.72	0.751	15:04:52.262	
5 -	55.331	30.042	1:25.373 (1)	83.45		15:06:17.635	
6 -	55.303	30.137	1:25.440 (2)	83.38	0.067	15:07:43.075	
7 -	56.091	30.554	1:26.645	82.22	1.272	15:09:09.720	
8 -	55.701	30.327	1:26.028	82.81	0.655	15:10:35.748	
9 -	55.807	30.727	1:26.534	82.33	1.161	15:12:02.282	
10 -	55.943	30.648	1:26.591	82.27	1.218	15:13:28.873	

P4		68 J		Lucca ALLEN		Kawasaki - Mark Allen Autosmart	
IDEAL LAP TIME : 1:25.417		BEST LAP TIME : 1:25.498		DIFFERENCE : 0.081			
LAP	SECTOR 1	SECTOR 2	LAP TIME	MPH	DIFF	TIME OF DAY	
1 -		30.828	1:32.128	77.33	6.630	15:00:35.749	
2 -	55.143	30.468	1:25.611 (2)	83.22	0.113	15:02:01.360	
3 -	55.224	30.274	1:25.498 (1)	83.33		15:03:26.858	
4 -	55.739	30.307	1:26.046	82.80	0.548	15:04:52.904	
5 -	55.240	30.759	1:25.999 (3)	82.84	0.501	15:06:18.903	
6 -	56.537	30.657	1:27.194	81.71	1.696	15:07:46.097	
7 -	56.164	30.442	1:26.606	82.26	1.108	15:09:12.703	
8 -	55.969	30.786	1:26.755	82.12	1.257	15:10:39.458	
9 -	56.092	30.986	1:27.078	81.81	1.580	15:12:06.536	
10 -	56.587	31.145	1:27.732	81.20	2.234	15:13:34.268	

P5		6 S		Martin COOPER		Kawasaki -	
IDEAL LAP TIME : 1:26.187		BEST LAP TIME : 1:26.187		DIFFERENCE : 0.000			
LAP	SECTOR 1	SECTOR 2	LAP TIME	MPH	DIFF	TIME OF DAY	

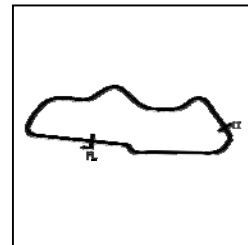
Weather / Track : Bright / Dry

Donington Park National
Circuit Length = 1.9790 miles
Start: 14:59 Flag 15:13 End: 15:14

BMCRC - MRO Championships 2019 - Rnd 4 @ Donington Park

ACU Team Green Junior Cup & Senior 300 Series

RACE 17 - SECTOR ANALYSIS



SECTOR 1 = FL to I1, SECTOR 2 = I1 to FL, DIFF = Difference To Personal Best Lap, P = Crossed Finish Line in Pit Lane, D = Time Disallowed

1 -		31.035	1:32.814	76.76	6.627	15:00:36.435
2 -	55.595	30.592	1:26.187 (1)	82.66		15:02:02.622
3 -	55.623	30.780	1:26.403 (3)	82.45	0.216	15:03:29.025
4 -	56.316	31.572	1:27.888	81.06	1.701	15:04:56.913
5 -	56.261	30.730	1:26.991	81.90	0.804	15:06:23.904
6 -	56.548	31.341	1:27.889	81.06	1.702	15:07:51.793
7 -	56.597	30.652	1:27.249	81.65	1.062	15:09:19.042
8 -	56.048	30.998	1:27.046	81.84	0.859	15:10:46.088
9 -	55.837	30.754	1:26.591	82.27	0.404	15:12:12.679
10 -	55.625	30.716	1:26.341 (2)	82.51	0.154	15:13:39.020

P6 65 S		Konrad BREESE		Kawasaki - STIHL Racing			
IDEAL LAP TIME : 1:26.506		BEST LAP TIME : 1:26.587		DIFFERENCE : 0.081			
LAP	SECTOR 1	SECTOR 2	LAP TIME	MPH	DIFF	TIME OF DAY	
1 -		30.885	1:31.868	77.55	5.281	15:00:35.489	
2 -	55.821	30.766	1:26.587 (1)	82.28		15:02:02.076	
3 -	55.949	30.883	1:26.832 (3)	82.05	0.245	15:03:28.908	
4 -	56.776	30.912	1:27.688	81.24	1.101	15:04:56.596	
5 -	56.290	30.923	1:27.213	81.69	0.626	15:06:23.809	
6 -	56.908	30.892	1:27.800	81.14	1.213	15:07:51.609	
7 -	56.322	30.858	1:27.180	81.72	0.593	15:09:18.789	
8 -	56.065	30.828	1:26.893	81.99	0.306	15:10:45.682	
9 -	55.927	30.685	1:26.612 (2)	82.25	0.025	15:12:12.294	
10 -	55.825	31.073	1:26.898	81.98	0.311	15:13:39.192	

P7 42 J		Christopher JOHNSON		Kawasaki -			
IDEAL LAP TIME : 1:25.912		BEST LAP TIME : 1:26.107		DIFFERENCE : 0.195			
LAP	SECTOR 1	SECTOR 2	LAP TIME	MPH	DIFF	TIME OF DAY	
1 -		31.047	1:33.277	76.38	7.170	15:00:36.898	
2 -	55.843	30.468	1:26.311 (3)	82.54	0.204	15:02:03.209	
3 -	55.867	30.790	1:26.657	82.21	0.550	15:03:29.866	
4 -	56.290	30.851	1:27.141	81.75	1.034	15:04:57.007	
5 -	56.432	30.986	1:27.418	81.50	1.311	15:06:24.425	
6 -	56.824	30.696	1:27.520	81.40	1.413	15:07:51.945	
7 -	57.766	30.935	1:28.701	80.32	2.594	15:09:20.646	
8 -	55.444	30.663	1:26.107 (1)	82.74		15:10:46.753	
9 -	55.678	30.512	1:26.190 (2)	82.66	0.083	15:12:12.943	
10 -	55.913	30.614	1:26.527	82.34	0.420	15:13:39.470	

P8 28 S		Kelvin HOARE		Kawasaki - Southern and Country Roofing Ltd			
IDEAL LAP TIME : 1:27.486		BEST LAP TIME : 1:27.737		DIFFERENCE : 0.251			
LAP	SECTOR 1	SECTOR 2	LAP TIME	MPH	DIFF	TIME OF DAY	
1 -		30.968	1:34.587	75.32	6.850	15:00:38.208	
2 -	56.627	31.110	1:27.737 (1)	81.20		15:02:05.945	
3 -	56.996	30.964	1:27.960 (2)	80.99	0.223	15:03:33.905	
4 -	57.326	31.108	1:28.434	80.56	0.697	15:05:02.339	
5 -	56.522	31.458	1:27.980 (3)	80.98	0.243	15:06:30.319	
6 -	57.091	31.836	1:28.927	80.11	1.190	15:07:59.246	
7 -	57.094	31.521	1:28.615	80.39	0.878	15:09:27.861	
8 -	57.425	31.648	1:29.073	79.98	1.336	15:10:56.934	
9 -	57.301	31.613	1:28.914	80.12	1.177	15:12:25.848	
10 -	57.319	31.571	1:28.890	80.15	1.153	15:13:54.738	

P9 24 S		Darren STOLTON		Kawasaki -			
IDEAL LAP TIME : 1:28.624		BEST LAP TIME : 1:28.807		DIFFERENCE : 0.183			
LAP	SECTOR 1	SECTOR 2	LAP TIME	MPH	DIFF	TIME OF DAY	
1 -		32.179	1:37.440	73.11	8.633	15:00:41.061	
2 -	58.323	31.322	1:29.645	79.47	0.838	15:02:10.706	
3 -	58.238	31.865	1:30.103	79.07	1.296	15:03:40.809	
4 -	57.930	31.772	1:29.702	79.42	0.895	15:05:10.511	

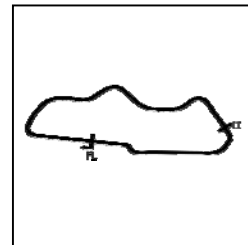
Weather / Track : Bright / Dry

Donington Park National
Circuit Length = 1.9790 miles
Start: 14:59 Flag 15:13 End: 15:14

BMCRC - MRO Championships 2019 - Rnd 4 @ Donington Park

ACU Team Green Junior Cup & Senior 300 Series

RACE 17 - SECTOR ANALYSIS



SECTOR 1 = FL to I1, SECTOR 2 = I1 to FL, DIFF = Difference To Personal Best Lap, P = Crossed Finish Line in Pit Lane, D = Time Disallowed

5 -	57.987	31.694	1:29.681	79.44	0.874	15:06:40.192
6 -	57.484	31.323	1:28.807 (1)	80.22		15:08:08.999
7 -	57.584	31.547	1:29.131 (3)	79.93	0.324	15:09:38.130
8 -	57.562	31.975	1:29.537	79.57	0.730	15:11:07.667
9 -	57.408	31.495	1:28.903 (2)	80.13	0.096	15:12:36.570
10 -	57.302	31.924	1:29.226	79.84	0.419	15:14:05.796

P10	7 S	Michael SHARMAN	Kawasaki -			
IDEAL LAP TIME : 1:28.648		BEST LAP TIME : 1:28.794	DIFFERENCE : 0.146			

LAP	SECTOR 1	SECTOR 2	LAP TIME	MPH	DIFF	TIME OF DAY
1 -		32.317	1:37.937	72.74	9.143	15:00:41.558
2 -	58.242	31.840	1:30.082	79.09	1.288	15:02:11.640
3 -	57.707	31.931	1:29.638	79.48	0.844	15:03:41.278
4 -	58.006	32.058	1:30.064	79.10	1.270	15:05:11.342
5 -	57.818	31.392	1:29.210	79.86	0.416	15:06:40.552
6 -	57.543	31.251	1:28.794 (1)	80.23		15:08:09.346
7 -	57.774	31.810	1:29.584	79.53	0.790	15:09:38.930
8 -	58.030	31.535	1:29.565	79.54	0.771	15:11:08.495
9 -	57.562	31.342	1:28.904 (2)	80.13	0.110	15:12:37.399
10 -	57.397	31.564	1:28.961 (3)	80.08	0.167	15:14:06.360

P11	43 S	Colin HALL	Kawasaki - simply saab			
IDEAL LAP TIME : 1:28.347		BEST LAP TIME : 1:28.795	DIFFERENCE : 0.448			

LAP	SECTOR 1	SECTOR 2	LAP TIME	MPH	DIFF	TIME OF DAY
1 -		32.147	1:36.287	73.99	7.492	15:00:39.908
2 -	58.203	31.570	1:29.773	79.36	0.978	15:02:09.681
3 -	59.158	31.711	1:30.869	78.40	2.074	15:03:40.550
4 -	58.391	31.997	1:30.388	78.82	1.593	15:05:10.938
5 -	58.527	31.423	1:29.950	79.20	1.155	15:06:40.888
6 -	57.642	31.153	1:28.795 (1)	80.23		15:08:09.683
7 -	57.831	31.072	1:28.903 (2)	80.13	0.108	15:09:38.586
8 -	57.416	31.767	1:29.183 (3)	79.88	0.388	15:11:07.769
9 -	57.858	31.547	1:29.405	79.68	0.610	15:12:37.174
10 -	57.275	33.383	1:30.658	78.58	1.863	15:14:07.832

P12	88 S	David COURT	Kawasaki -			
IDEAL LAP TIME : 1:28.755		BEST LAP TIME : 1:29.186	DIFFERENCE : 0.431			

LAP	SECTOR 1	SECTOR 2	LAP TIME	MPH	DIFF	TIME OF DAY
1 -		33.028	1:38.181	72.56	8.995	15:00:41.802
2 -	58.399	32.453	1:30.852	78.42	1.666	15:02:12.654
3 -	58.003	31.840	1:29.843 (3)	79.30	0.657	15:03:42.497
4 -	58.099	32.146	1:30.245	78.94	1.059	15:05:12.742
5 -	57.945	31.501	1:29.446 (2)	79.65	0.260	15:06:42.188
6 -	57.254	31.932	1:29.186 (1)	79.88		15:08:11.374
7 -	58.627	32.400	1:31.027	78.26	1.841	15:09:42.401
8 -	59.473	32.272	1:31.745	77.65	2.559	15:11:14.146
9 -	58.389	32.246	1:30.635	78.60	1.449	15:12:44.781
10 -	58.744	32.195	1:30.939	78.34	1.753	15:14:15.720

P13	70 S	Sean HALL	Kawasaki - S and y ceramics			
IDEAL LAP TIME : 1:29.167		BEST LAP TIME : 1:29.167	DIFFERENCE : 0.000			

LAP	SECTOR 1	SECTOR 2	LAP TIME	MPH	DIFF	TIME OF DAY
1 -		32.204	1:36.825	73.58	7.658	15:00:40.446
2 -	59.153	32.675	1:31.828	77.58	2.661	15:02:12.274
3 -	59.247	32.179	1:31.426	77.92	2.259	15:03:43.700
4 -	59.258	32.933	1:32.191	77.28	3.024	15:05:15.891
5 -	58.491	32.019	1:30.510 (3)	78.71	1.343	15:06:46.401
6 -	58.526	32.540	1:31.066	78.23	1.899	15:08:17.467
7 -	58.203	32.459	1:30.662	78.58	1.495	15:09:48.129
8 -	59.178	32.285	1:31.463	77.89	2.296	15:11:19.592

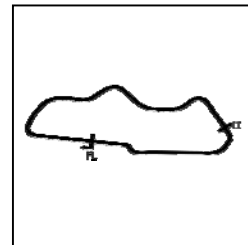
Weather / Track : Bright / Dry

Donington Park National
Circuit Length = 1.9790 miles
Start: 14:59 Flag 15:13 End: 15:14

BMCRC - MRO Championships 2019 - Rnd 4 @ Donington Park

ACU Team Green Junior Cup & Senior 300 Series

RACE 17 - SECTOR ANALYSIS



SECTOR 1 = FL to I1, SECTOR 2 = I1 to FL, DIFF = Difference To Personal Best Lap, P = Crossed Finish Line in Pit Lane, D = Time Disallowed

9 - **57.438** **31.729** **1:29.167 (1)** **79.90** **15:12:48.759**
 10 - 57.925 31.847 1:29.772 (2) 79.36 0.605 15:14:18.531

P14 16 J Harry COOPER		Kawasaki -				
IDEAL LAP TIME : 1:29.463		BEST LAP TIME : 1:29.770		DIFFERENCE : 0.307		
LAP	SECTOR 1	SECTOR 2	LAP TIME	MPH	DIFF	TIME OF DAY
1 -		32.683	1:38.862	72.06	9.092	15:00:42.483
2 -	59.064	32.472	1:31.536	77.83	1.766	15:02:14.019
3 -	59.051	32.667	1:31.718	77.67	1.948	15:03:45.737
4 -	1:00.446	32.547	1:32.993	76.61	3.223	15:05:18.730
5 -	59.000	31.639	1:30.639	78.60	0.869	15:06:49.369
6 -	58.044	32.465	1:30.509	78.71	0.739	15:08:19.878
7 -	58.198	31.712	1:29.910 (2)	79.24	0.140	15:09:49.788
8 -	58.900	31.747	1:30.647	78.59	0.877	15:11:20.435
9 -	58.434	31.993	1:30.427 (3)	78.78	0.657	15:12:50.862
10 -	57.824	31.946	1:29.770 (1)	79.36		15:14:20.632

P15 122 S Paul WILSON		Kawasaki -				
IDEAL LAP TIME : 1:29.372		BEST LAP TIME : 1:29.640		DIFFERENCE : 0.268		
LAP	SECTOR 1	SECTOR 2	LAP TIME	MPH	DIFF	TIME OF DAY
1 -		32.159	1:39.814	71.37	10.174	15:00:43.435
2 -	59.092	32.163	1:31.255	78.07	1.615	15:02:14.690
3 -	59.201	32.256	1:31.457	77.90	1.817	15:03:46.147
4 -	59.952	32.509	1:32.461	77.05	2.821	15:05:18.608
5 -	58.851	32.098	1:30.949	78.33	1.309	15:06:49.557
6 -	58.466	31.730	1:30.196 (3)	78.99	0.556	15:08:19.753
7 -	59.026	32.094	1:31.120	78.18	1.480	15:09:50.873
8 -	59.007	31.482	1:30.489	78.73	0.849	15:11:21.362
9 -	57.956	31.684	1:29.640 (1)	79.48		15:12:51.002
10 -	57.890	31.883	1:29.773 (2)	79.36	0.133	15:14:20.775

P16 48 S Kevin SABBARTON		Kawasaki - Karen Castle Opticians				
IDEAL LAP TIME : 1:29.770		BEST LAP TIME : 1:30.019		DIFFERENCE : 0.249		
LAP	SECTOR 1	SECTOR 2	LAP TIME	MPH	DIFF	TIME OF DAY
1 -		32.601	1:40.459	70.92	10.440	15:00:44.080
2 -	59.026	32.482	1:31.508	77.85	1.489	15:02:15.588
3 -	59.443	32.057	1:31.500	77.86	1.481	15:03:47.088
4 -	58.525	32.674	1:31.199	78.12	1.180	15:05:18.287
5 -	58.476	32.153	1:30.629	78.61	0.610	15:06:48.916
6 -	58.136	31.883	1:30.019 (1)	79.14		15:08:18.935
7 -	58.608	32.069	1:30.677	78.57	0.658	15:09:49.612
8 -	58.750	31.887	1:30.637	78.60	0.618	15:11:20.249
9 -	58.341	31.980	1:30.321 (2)	78.88	0.302	15:12:50.570
10 -	57.887	32.613	1:30.500 (3)	78.72	0.481	15:14:21.070

P17 617 S Tom SPALDING		Kawasaki - Spalding Project Management Ltd				
IDEAL LAP TIME : 1:29.560		BEST LAP TIME : 1:29.748		DIFFERENCE : 0.188		
LAP	SECTOR 1	SECTOR 2	LAP TIME	MPH	DIFF	TIME OF DAY
1 -		32.379	1:39.447	71.64	9.699	15:00:43.068
2 -	59.749	32.612	1:32.361	77.13	2.613	15:02:15.429
3 -	59.316	32.175	1:31.491	77.87	1.743	15:03:46.920
4 -	59.464	33.031	1:32.495	77.02	2.747	15:05:19.415
5 -	58.839	32.082	1:30.921	78.36	1.173	15:06:50.336
6 -	58.064	31.684	1:29.748 (1)	79.38		15:08:20.084
7 -	59.103	31.776	1:30.879	78.39	1.131	15:09:50.963
8 -	58.620	31.667	1:30.287	78.91	0.539	15:11:21.250
9 -	58.292	31.704	1:29.996 (3)	79.16	0.248	15:12:51.246
10 -	57.893	32.042	1:29.935 (2)	79.21	0.187	15:14:21.181

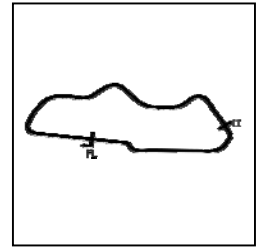
Weather / Track : Bright / Dry

Donington Park National
 Circuit Length = 1.9790 miles
 Start: 14:59 Flag 15:13 End: 15:14

BMCRC - MRO Championships 2019 - Rnd 4 @ Donington Park

ACU Team Green Junior Cup & Senior 300 Series

RACE 17 - SECTOR ANALYSIS



SECTOR 1 = FL to I1, SECTOR 2 = I1 to FL, DIFF = Difference To Personal Best Lap, P = Crossed Finish Line in Pit Lane, D = Time Disallowed

P18 22 S Samuel SMYTH			Kawasaki -			
IDEAL LAP TIME : 1:26.129		BEST LAP TIME : 1:26.215		DIFFERENCE : 0.086		
LAP	SECTOR 1	SECTOR 2	LAP TIME	MPH	DIFF	TIME OF DAY
1 -		1:13.171	2:14.700	52.89	48.485	15:01:18.321
2 -	58.161	31.516	1:29.677	79.44	3.462	15:02:47.998
3 -	56.578	30.928	1:27.506	81.41	1.291	15:04:15.504
4 -	56.006	30.603	1:26.609	82.26	0.394	15:05:42.113
5 -	56.118	33.463	1:29.581	79.53	3.366	15:07:11.694
6 -	56.034	30.627	1:26.661	82.21	0.446	15:08:38.355
7 -	55.891	30.629	1:26.520 (3)	82.34	0.305	15:10:04.875
8 -	55.599	31.077	1:26.676	82.19	0.461	15:11:31.551
9 -	55.650	30.565	1:26.215 (1)	82.63		15:12:57.766
10 -	55.840	30.530	1:26.370 (2)	82.48	0.155	15:14:24.136

P19 77 J Joe WHITE			Kawasaki - Just In Graphics / MZ Contracts			
IDEAL LAP TIME : 1:45.913		BEST LAP TIME : 1:46.728		DIFFERENCE : 0.815		
LAP	SECTOR 1	SECTOR 2	LAP TIME	MPH	DIFF	TIME OF DAY
1 -		36.685	1:49.728	64.92	3.000	15:00:53.349
2 -	1:10.402	36.651	1:47.053	66.55	0.325	15:02:40.402
3 -	1:09.551	37.177	1:46.728 (1)	66.75		15:04:27.130
4 -	1:09.798	36.978	1:46.776 (2)	66.72	0.048	15:06:13.906
5 -	1:09.903	37.195	1:47.098	66.52	0.370	15:08:01.004
6 -	1:09.660	37.573	1:47.233	66.44	0.505	15:09:48.237
7 -	1:09.262	37.578	1:46.840 (3)	66.68	0.112	15:11:35.077
8 -	1:09.657	37.241	1:46.898	66.64	0.170	15:13:21.975

P20 707 J Sam SPALDING			Kawasaki - Spalding Project Management Ltd			
IDEAL LAP TIME : 1:57.876		BEST LAP TIME : 1:57.876		DIFFERENCE : 0.000		
LAP	SECTOR 1	SECTOR 2	LAP TIME	MPH	DIFF	TIME OF DAY
1 -		45.082	2:11.941	53.99	14.065	15:01:15.562
2 -	1:20.414	45.447	2:05.861	56.60	7.985	15:03:21.423
3 -	1:19.315	42.529	2:01.844 (3)	58.47	3.968	15:05:23.267
4 -	1:23.678	43.909	2:07.587	55.84	9.711	15:07:30.854
5 -	1:20.113	41.631	2:01.744 (2)	58.52	3.868	15:09:32.598
6 -	1:20.447	41.445	2:01.892	58.45	4.016	15:11:34.490
7 -	1:17.368	40.508	1:57.876 (1)	60.44		15:13:32.366

Weather / Track : Bright / Dry

Donington Park National
 Circuit Length = 1.9790 miles
 Start: 14:59 Flag 15:13 End: 15:14

BMCRC - MRO Championships 2019 - Rnd 4 @ Donington Park

ACU Team Green Junior Cup & Senior 300 Series

RACE 17 - BEST SECTORS

		SECTOR 1		SECTOR 2		IDEAL / BEST COMPARISON						
POS	NO	NAME	TIME	NO	NAME	TIME	POS	NO	NAME	IDEAL	BEST	DIFF
									PERFECT LAP	1:22.909		
1	44	DUFTON	53.442	44	DUFTON	29.467	1	44	DUFTON	1:22.909	1:23.195	0.286
2	3	JONES	53.698	3	JONES	29.585	2	3	JONES	1:23.283	1:23.387	0.104
3	68	ALLEN	55.143	14	DAVIES	30.042	3	14	DAVIES	1:25.345	1:25.373	0.028
4	14	DAVIES	55.303	68	ALLEN	30.274	4	68	ALLEN	1:25.417	1:25.498	0.081
5	42	JOHNSON	55.444	42	JOHNSON	30.468	5	42	JOHNSON	1:25.912	1:26.107	0.195
6	6	COOPER	55.595	22	SMYTH	30.530	6	22	SMYTH	1:26.129	1:26.215	0.086
7	22	SMYTH	55.599	6	COOPER	30.592	7	6	COOPER	1:26.187	1:26.187	0.000
8	65	BREESE	55.821	65	BREESE	30.685	8	65	BREESE	1:26.506	1:26.587	0.081
9	28	HOARE	56.522	28	HOARE	30.964	9	28	HOARE	1:27.486	1:27.737	0.251
10	88	COURT	57.254	43	HALL	31.072	10	43	HALL	1:28.347	1:28.795	0.448
11	43	HALL	57.275	7	SHARMAN	31.251	11	24	STOLTON	1:28.624	1:28.807	0.183
12	24	STOLTON	57.302	24	STOLTON	31.322	12	7	SHARMAN	1:28.648	1:28.794	0.146
13	7	SHARMAN	57.397	122	WILSON	31.482	13	88	COURT	1:28.755	1:29.186	0.431
14	70	HALL	57.438	88	COURT	31.501	14	70	HALL	1:29.167	1:29.167	0.000
15	16	COOPER	57.824	16	COOPER	31.639	15	122	WILSON	1:29.372	1:29.640	0.268
16	48	SABBARTON	57.887	617	SPALDING	31.667	16	16	COOPER	1:29.463	1:29.770	0.307
17	122	WILSON	57.890	70	HALL	31.729	17	617	SPALDING	1:29.560	1:29.748	0.188
18	617	SPALDING	57.893	48	SABBARTON	31.883	18	48	SABBARTON	1:29.770	1:30.019	0.249
19	77	WHITE	1:09.262	77	WHITE	36.651	19	77	WHITE	1:45.913	1:46.728	0.815
20	707	SPALDING	1:17.368	707	SPALDING	40.508	20	707	SPALDING	1:57.876	1:57.876	0.000
21												

Weather / Track : Bright / Dry

Results can be found at www.tsl-timing.com

Donington Park National
 Circuit Length = 1.9790 miles
 Start: 14:59 Flag 15:13 End: 15:14

Printed - 15:16 Sunday, 19 May 2019

BMCRC-MRO Championships 2019



RACEBUYKZ.COM

**REACTIVE PARTS MRO POWERBIKES
inc RACEBUKZ.COM CLUBMAN 1000**

Donington Park National

18th/19th May 2019



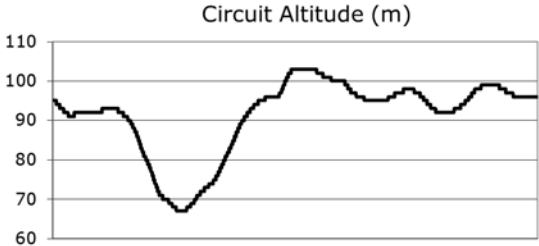
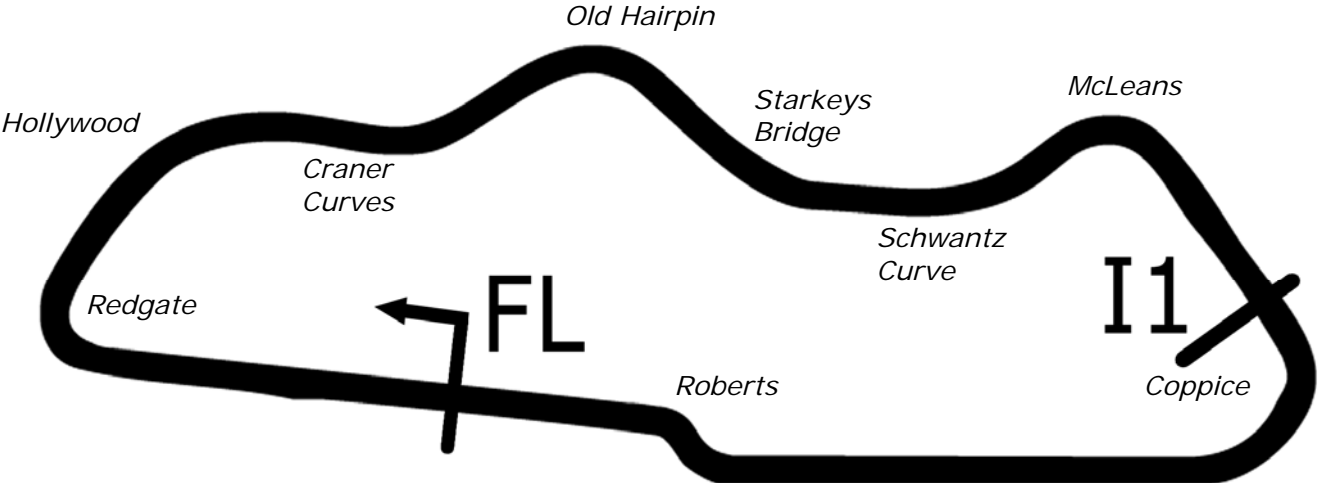
Results Provided by Timing Solutions Ltd
www.tsl-timing.com

Donington Park National



SPORTS TIMING

TIMING SOLUTIONS LTD



Length	1.9790 miles	3185.0 m	
FL		52.82971 N	1.37867 W
I1	2096m	52.82978 N	1.36508 W
Pit Entry	3100m	52.82951 N	1.37832 W
Pit Exit	229m after FL	52.82996 N	1.38205 W
Pit Entry–Pit Exit 287m, 17.2s @60kph, 12.9s @80kph			

All results available at www.tsl-timing.com

BMCRC - MRO Championships 2019 - Rnd 4 @ Donington Park

Reactive Parts MRO Powerbikes & Rookie 1000s

FREE PRACTICE - CLASSIFICATION

POS	NO	CL	PIC NAME	ENTRY	TIME	ON	LAPS	GAP	DIFF	MPH
1	40		1 Aiden PATMORE	Kawasaki - TBR Performance/NW Roofing	1:23.007	10	10			85.83
2	272	C	1 Daniel JOHNSON	BMW -	1:24.859	10	10	1.852	1.852	83.95
3	143		2 Steve PALMER	Yamaha - 4C8/Mk1 Transit racing	1:25.029	8	9	2.022	0.170	83.79
4	29	C	2 Mark BRIDGER	Yamaha - Moremoto	1:25.658	8	8	2.651	0.629	83.17
5	71	1000	1 Seb JENKINS	Yamaha - Advertise your business here!	1:26.624	10	10	3.617	0.966	82.24
6	35	C	3 Robert CRESSWELL	Kawasaki - ODDJOBROB Racing	1:28.129	10	10	5.122	1.505	80.84
7	6		3 Dan SHAILER	Yamaha - McShailer Racing	1:29.584	5	6	6.577	1.455	79.53
8	175	C	4 Mark KENDLE	Kawasaki - LiMAR OILTOOLS	1:29.592	8	9	6.585	0.008	79.52
9	555	C	5 Dan CHRISTOS	Kawasaki - Christos Commercials LTD	1:31.057	7	8	8.050	1.465	78.24
10	611	1000	2 Gary DRAKE	Suzuki -	1:31.777	9	9	8.770	0.720	77.62
11	75	C	6 Paul MARLEY	Kawasaki -	1:32.021	8	9	9.014	0.244	77.42
12	13		4 Mark PENNINGTON	Suzuki - MP Racing	1:32.602	7	8	9.595	0.581	76.93
13	98		5 Rick DICKINSON	BMW - MotorcycleRaceParts.co.uk.co.uk	1:33.072	4	5	10.065	0.470	76.54
14	60*		6 Peter BAKER	Kawasaki - Dodfrey Engineering	1:33.168	4	5	10.161	0.096	76.47
15	173		7 Stephen DRAPER	Yamaha -	1:33.359	6	7	10.352	0.191	76.31
16	421	1000	3 Daniel TINSLEY	Yamaha -	1:33.751	9	9	10.744	0.392	75.99
17	12		8 David COMBRINCK	Kawasaki -	1:33.819	9	9	10.812	0.068	75.94
18	9*	1000	4 Luke DIXON	BMW -	1:34.424	5	9	11.417	0.605	75.45
19	46	C	7 Simon GATES	Kawasaki - Team Kawafati	1:34.726	7	9	11.719	0.302	75.21
20	17		9 Philip BAKER	BMW - Ashford accident repair center Godfrey plastering	1:34.922	7	8	11.915	0.196	75.05
21	90	C	8 Dave NESTER	BMW -	1:36.792	9	9	13.785	1.870	73.60
22	8		10 John COUGHLAN	Aprilia - BIKERSWORLD	1:36.885	7	8	13.878	0.093	73.53
23	100*	1000	5 James FEARN	Honda -	1:39.215	2	3	16.208	2.330	71.81
24	83	C	9 Jason SIGGS	Yamaha - J Siggs Construction	1:39.834	5	6	16.827	0.619	71.36
25	801	1000	6 Stefan MARSHALL	Yamaha -	1:41.685	6	7	18.678	1.851	70.06
26	128	C	10 Kevin CLARKE	Suzuki -	1:43.217	5	6	20.210	1.532	69.02
27	841*	1000	8 Shane YOUNG	Yamaha -	1:47.552	3	4	24.545	4.335	66.24
28	18	1000	9 Albert WILLISHER	Suzuki - willsher machinery ltd	1:48.041	5	6	25.034	0.489	65.94
29	72		11 Michael O'BRIEN	Yamaha -			2			
30	711	1000	10 Craig WRIGHT	Kawasaki -			2			

No. 9, 60, 100 & 841 - Please fit a working transponder

Weather / Track : Cloudy / Damp

These results are provisional until the conclusion of any judicial and technical matters.

Donington Park National
Circuit Length = 1.9790 miles
Start: 09:01 Flag 09:15 End: 09:17

Clerk Of Course :

Timekeeper :

Results can be found at www.tsl-timing.com

Printed - 09:18 Saturday, 18 May 2019



BMCRC - MRO Championships 2019 - Rnd 4 @ Donington Park

Reactive Parts MRO Powerbikes & Rookie 1000s

FREE PRACTICE - SECTOR ANALYSIS



SECTOR 1 = FL to I1, SECTOR 2 = I1 to FL, DIFF = Difference To Personal Best Lap, P = Crossed Finish Line in Pit Lane, D = Time Disallowed

P1 40		Aiden PATMORE		Kawasaki - TBR Performance/NW Roofing		
IDEAL LAP TIME : 1:22.713		BEST LAP TIME : 1:23.007		DIFFERENCE : 0.294		
LAP	SECTOR 1	SECTOR 2	LAP TIME	MPH	DIFF	TIME OF DAY
1 -						09:02:37.725
2 -	1:04.223	31.498	1:35.721	74.43	12.714	09:04:13.446
3 -	1:01.048	30.230	1:31.278	78.05	8.271	09:05:44.724
4 -	58.775	28.890	1:27.665	81.27	4.658	09:07:12.389
5 -	57.088	29.525	1:26.613	82.25	3.606	09:08:39.002
6 -	57.796	30.947	1:28.743	80.28	5.736	09:10:07.745
7 -	56.322	29.782	1:26.104 (3)	82.74	3.097	09:11:33.849
8 -	58.370	29.823	1:28.193	80.78	5.186	09:13:02.042
9 -	55.504	28.585	1:24.089 (2)	84.72	1.082	09:14:26.131
10 -	54.128	28.879	1:23.007 (1)	85.83		09:15:49.138

P2 272 C		Daniel JOHNSON		BMW -		
IDEAL LAP TIME : 1:24.859		BEST LAP TIME : 1:24.859		DIFFERENCE : 0.000		
LAP	SECTOR 1	SECTOR 2	LAP TIME	MPH	DIFF	TIME OF DAY
1 -						09:02:43.125
2 -	1:06.816	33.263	1:40.079	71.19	15.220	09:04:23.204
3 -	1:02.602	32.018	1:34.620	75.29	9.761	09:05:57.824
4 -	1:00.265	30.925	1:31.190	78.12	6.331	09:07:29.014
5 -	59.375	29.923	1:29.298	79.78	4.439	09:08:58.312
6 -	57.178	29.093	1:26.271	82.58	1.412	09:10:24.583
7 -	57.092	29.226	1:26.318	82.53	1.459	09:11:50.901
8 -	56.410	29.185	1:25.595 (3)	83.23	0.736	09:13:16.496
9 -	56.445	29.010	1:25.455 (2)	83.37	0.596	09:14:41.951
10 -	55.922	28.937	1:24.859 (1)	83.95		09:16:06.810

P3 143		Steve PALMER		Yamaha - 4C8/Mk1 Transit racing		
IDEAL LAP TIME : 1:25.029		BEST LAP TIME : 1:25.029		DIFFERENCE : 0.000		
LAP	SECTOR 1	SECTOR 2	LAP TIME	MPH	DIFF	TIME OF DAY
1 -						09:03:37.346
2 -	1:06.108	32.218	1:38.326	72.45	13.297	09:05:15.672
3 -	59.384	30.927	1:30.311	78.89	5.282	09:06:45.983
4 -	58.068	30.847	1:28.915	80.12	3.886	09:08:14.898
5 -	1:01.465	29.845	1:31.310	78.02	6.281	09:09:46.208
6 -	57.402	30.162	1:27.564 (3)	81.36	2.535	09:11:13.772
7 -	57.816	30.458	1:28.274	80.71	3.245	09:12:42.046
8 -	55.508	29.521	1:25.029 (1)	83.79		09:14:07.075
9 -	56.410	29.709	1:26.119 (2)	82.73	1.090	09:15:33.194

P4 29 C		Mark BRIDGER		Yamaha - Moremoto		
IDEAL LAP TIME : 1:25.465		BEST LAP TIME : 1:25.658		DIFFERENCE : 0.193		
LAP	SECTOR 1	SECTOR 2	LAP TIME	MPH	DIFF	TIME OF DAY
1 -		IN PIT			P	09:04:18.236
2 -	OUTLAP	33.372	2:08.985	55.23	43.327	09:06:27.221
3 -	1:02.561	30.806	1:33.367	76.30	7.709	09:08:00.588
4 -	1:00.428	30.239	1:30.667	78.58	5.009	09:09:31.255
5 -	57.702	29.670	1:27.372	81.54	1.714	09:10:58.627
6 -	56.459	29.322	1:25.781 (2)	83.05	0.123	09:12:24.408
7 -	57.852	29.201	1:27.053 (3)	81.84	1.395	09:13:51.461
8 -	56.264	29.394	1:25.658 (1)	83.17		09:15:17.119

P5 71 1000		Seb JENKINS		Yamaha - Advertise your business here!		
IDEAL LAP TIME : 1:26.399		BEST LAP TIME : 1:26.624		DIFFERENCE : 0.225		
LAP	SECTOR 1	SECTOR 2	LAP TIME	MPH	DIFF	TIME OF DAY
1 -						09:02:39.564
2 -	1:05.536	32.333	1:37.869	72.79	11.245	09:04:17.433
3 -	59.915	30.076	1:29.991	79.17	3.367	09:05:47.424

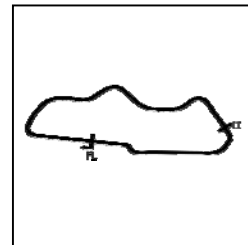
Weather / Track : Cloudy / Damp

Donington Park National
Circuit Length = 1.9790 miles
Start: 09:01 Flag 09:15 End: 09:17

BMCRC - MRO Championships 2019 - Rnd 4 @ Donington Park

Reactive Parts MRO Powerbikes & Rookie 1000s

FREE PRACTICE - SECTOR ANALYSIS



SECTOR 1 = FL to I1, SECTOR 2 = I1 to FL, DIFF = Difference To Personal Best Lap, P = Crossed Finish Line in Pit Lane, D = Time Disallowed

4 -	1:00.275	30.213	1:30.488	78.73	3.864	09:07:17.912
5 -	59.193	30.647	1:29.840	79.30	3.216	09:08:47.752
6 -	58.391	30.007	1:28.398	80.59	1.774	09:10:16.150
7 -	57.513	30.249	1:27.762	81.18	1.138	09:11:43.912
8 -	56.876	30.352	1:27.228 (3)	81.67	0.604	09:13:11.140
9 -	57.080	29.999	1:27.079 (2)	81.81	0.455	09:14:38.219
10 -	57.101	29.523	1:26.624 (1)	82.24		09:16:04.843

P6 35 C Robert CRESSWELL		Kawasaki - ODDJOBROB Racing				
IDEAL LAP TIME : 1:28.129		BEST LAP TIME : 1:28.129		DIFFERENCE : 0.000		
LAP	SECTOR 1	SECTOR 2	LAP TIME	MPH	DIFF	TIME OF DAY
1 -						09:02:36.833
2 -	1:04.216	32.191	1:36.407	73.90	8.278	09:04:13.240
3 -	1:01.708	31.432	1:33.140	76.49	5.011	09:05:46.380
4 -	59.465	30.937	1:30.402	78.81	2.273	09:07:16.782
5 -	59.849	31.681	1:31.530	77.83	3.401	09:08:48.312
6 -	59.949	31.796	1:31.745	77.65	3.616	09:10:20.057
7 -	59.314	30.808	1:30.122	79.05	1.993	09:11:50.179
8 -	58.964	30.696	1:29.660 (3)	79.46	1.531	09:13:19.839
9 -	58.360	30.168	1:28.528 (2)	80.47	0.399	09:14:48.367
10 -	58.274	29.855	1:28.129 (1)	80.84		09:16:16.496

P7 6 Dan SHAILER		Yamaha - McShailer Racing				
IDEAL LAP TIME : 1:29.584		BEST LAP TIME : 1:29.584		DIFFERENCE : 0.000		
LAP	SECTOR 1	SECTOR 2	LAP TIME	MPH	DIFF	TIME OF DAY
1 -						09:02:47.779
2 -	1:07.617	31.845	1:39.462	71.63	9.878	09:04:27.241
3 -	1:01.464	30.591	1:32.055 (3)	77.39	2.471	09:05:59.296
4 -	1:00.054	30.091	1:30.145 (2)	79.03	0.561	09:07:29.441
5 -	59.634	29.950	1:29.584 (1)	79.53		09:08:59.025
6 -	1:04.778	IN PIT	2:23.781 P	49.55	54.197	09:11:22.806

P8 175 C Mark KENDLE		Kawasaki - LIMAR OILTOOLS				
IDEAL LAP TIME : 1:29.592		BEST LAP TIME : 1:29.592		DIFFERENCE : 0.000		
LAP	SECTOR 1	SECTOR 2	LAP TIME	MPH	DIFF	TIME OF DAY
1 -						09:02:43.512
2 -	1:07.649	33.789	1:41.438	70.23	11.846	09:04:24.950
3 -	1:04.568	32.415	1:36.983	73.46	7.391	09:06:01.933
4 -	1:02.435	31.316	1:33.751	75.99	4.159	09:07:35.684
5 -	1:02.695	32.182	1:34.877	75.09	5.285	09:09:10.561
6 -	1:02.417	32.036	1:34.453	75.43	4.861	09:10:45.014
7 -	1:01.538	31.152	1:32.690 (3)	76.86	3.098	09:12:17.704
8 -	59.053	30.539	1:29.592 (1)	79.52		09:13:47.296
9 -	1:00.029	30.700	1:30.729 (2)	78.52	1.137	09:15:18.025

P9 555 C Dan CHRISTOS		Kawasaki - Christos Commercial LTD				
IDEAL LAP TIME : 1:30.124		BEST LAP TIME : 1:31.057		DIFFERENCE : 0.933		
LAP	SECTOR 1	SECTOR 2	LAP TIME	MPH	DIFF	TIME OF DAY
1 -						09:04:37.353
2 -	1:10.803	32.667	1:43.470	68.85	12.413	09:06:20.823
3 -	1:03.081	30.596	1:33.677 (3)	76.05	2.620	09:07:54.500
4 -	1:07.078	31.489	1:38.567	72.28	7.510	09:09:33.067
5 -	1:00.302	32.103	1:32.405 (2)	77.10	1.348	09:11:05.472
6 -	1:04.434	31.923	1:36.357	73.94	5.300	09:12:41.829
7 -	59.528	31.529	1:31.057 (1)	78.24		09:14:12.886
8 -	1:05.197	32.637	1:37.834	72.82	6.777	09:15:50.720

Weather / Track : Cloudy / Damp

Donington Park National
Circuit Length = 1.9790 miles
Start: 09:01 Flag 09:15 End: 09:17

BMCRC - MRO Championships 2019 - Rnd 4 @ Donington Park

Reactive Parts MRO Powerbikes & Rookie 1000s

FREE PRACTICE - SECTOR ANALYSIS



SECTOR 1 = FL to I1, SECTOR 2 = I1 to FL, DIFF = Difference To Personal Best Lap, P = Crossed Finish Line in Pit Lane, D = Time Disallowed

P10 611 1000 Gary DRAKE			Suzuki -			
IDEAL LAP TIME : 1:31.777		BEST LAP TIME : 1:31.777		DIFFERENCE : 0.000		
LAP	SECTOR 1	SECTOR 2	LAP TIME	MPH	DIFF	TIME OF DAY
1 -						09:02:52.590
2 -	1:17.735	35.703	1:53.438	62.80	21.661	09:04:46.028
3 -	1:11.081	35.367	1:46.448	66.93	14.671	09:06:32.476
4 -	1:07.559	33.589	1:41.148	70.43	9.371	09:08:13.624
5 -	1:06.134	34.618	1:40.752	70.71	8.975	09:09:54.376
6 -	1:04.458	32.905	1:37.363	73.17	5.586	09:11:31.739
7 -	1:01.688	32.085	1:33.773 (3)	75.97	1.996	09:13:05.512
8 -	1:00.480	31.668	1:32.148 (2)	77.31	0.371	09:14:37.660
9 -	1:00.207	31.570	1:31.777 (1)	77.62		09:16:09.437

P11 75 C Paul MARLEY			Kawasaki -			
IDEAL LAP TIME : 1:32.021		BEST LAP TIME : 1:32.021		DIFFERENCE : 0.000		
LAP	SECTOR 1	SECTOR 2	LAP TIME	MPH	DIFF	TIME OF DAY
1 -						09:02:52.468
2 -	1:12.862	36.324	1:49.186	65.25	17.165	09:04:41.654
3 -	1:09.492	34.339	1:43.831	68.61	11.810	09:06:25.485
4 -	1:06.430	32.114	1:38.544	72.29	6.523	09:08:04.029
5 -	1:01.513	32.318	1:33.831 (3)	75.93	1.810	09:09:37.860
6 -	1:02.240	32.223	1:34.463	75.42	2.442	09:11:12.323
7 -	1:01.933	31.851	1:33.784 (2)	75.96	1.763	09:12:46.107
8 -	1:00.342	31.679	1:32.021 (1)	77.42		09:14:18.128
9 -	1:01.023	32.821	1:33.844	75.92	1.823	09:15:51.972

P12 13 Mark PENNINGTON			Suzuki - MP Racing			
IDEAL LAP TIME : 1:32.602		BEST LAP TIME : 1:32.602		DIFFERENCE : 0.000		
LAP	SECTOR 1	SECTOR 2	LAP TIME	MPH	DIFF	TIME OF DAY
1 -						09:02:47.131
2 -	1:14.713	38.211	1:52.924	63.09	20.322	09:04:40.055
3 -	1:10.671	34.283	1:44.954	67.88	12.352	09:06:25.009
4 -	1:06.492	33.253	1:39.745	71.42	7.143	09:08:04.754
5 -	1:03.687	32.488	1:36.175 (3)	74.07	3.573	09:09:40.929
6 -	1:02.069	31.599	1:33.668 (2)	76.06	1.066	09:11:14.597
7 -	1:01.265	31.337	1:32.602 (1)	76.93		09:12:47.199
8 -	1:03.348	IN PIT	1:49.978 P	64.78	17.376	09:14:37.177

P13 98 Rick DICKINSON			BMW - MotorcycleRaceParts.co.uk.co.uk			
IDEAL LAP TIME : 1:33.072		BEST LAP TIME : 1:33.072		DIFFERENCE : 0.000		
LAP	SECTOR 1	SECTOR 2	LAP TIME	MPH	DIFF	TIME OF DAY
1 -						09:05:05.985
2 -	1:08.706	33.856	1:42.562 (3)	69.46	9.490	09:06:48.547
3 -	1:02.381	33.726	1:36.107 (2)	74.13	3.035	09:08:24.654
4 -	1:01.552	31.520	1:33.072 (1)	76.54		09:09:57.726
5 -	1:02.421	IN PIT	1:45.353 P	67.62	12.281	09:11:43.079

P14 60 Peter BAKER			Kawasaki - Dodfrey Engineering			
IDEAL LAP TIME :		BEST LAP TIME : 1:33.168		DIFFERENCE :		
LAP	SECTOR 1	SECTOR 2	LAP TIME	MPH	DIFF	TIME OF DAY
1 -						09:03:21.212
2 -			1:38.597 (3)	72.26	5.429	09:04:59.809
3 -			1:33.647 (2)	76.07	0.479	09:06:33.456
4 -			1:33.168 (1)	76.47		09:08:06.624
5 -		IN PIT	1:34.449 P	75.43	1.281	09:09:41.073

Weather / Track : Cloudy / Damp

Donington Park National
Circuit Length = 1.9790 miles
Start: 09:01 Flag 09:15 End: 09:17

BMCRC - MRO Championships 2019 - Rnd 4 @ Donington Park

Reactive Parts MRO Powerbikes & Rookie 1000s

FREE PRACTICE - SECTOR ANALYSIS



SECTOR 1 = FL to I1, SECTOR 2 = I1 to FL, DIFF = Difference To Personal Best Lap, P = Crossed Finish Line in Pit Lane, D = Time Disallowed

P15 173		Stephen DRAPER		Yamaha -		
IDEAL LAP TIME : 1:33.359		BEST LAP TIME : 1:33.359		DIFFERENCE : 0.000		
LAP	SECTOR 1	SECTOR 2	LAP TIME	MPH	DIFF	TIME OF DAY
1 -		IN PIT				09:04:16.062
2 -	OUTLAP	35.691	2:19.211	51.17	45.852	09:06:35.273
3 -	1:07.854	33.313	1:41.167	70.42	7.808	09:08:16.440
4 -	1:04.536	33.283	1:37.819 (3)	72.83	4.460	09:09:54.259
5 -	1:04.918	31.854	1:36.772 (2)	73.62	3.413	09:11:31.031
6 -	1:01.769	31.590	1:33.359 (1)	76.31		09:13:04.390
7 -	1:02.265	IN PIT	1:40.530 P	70.87	7.171	09:14:44.920

P16 421 1000		Daniel TINSLEY		Yamaha -		
IDEAL LAP TIME : 1:33.751		BEST LAP TIME : 1:33.751		DIFFERENCE : 0.000		
LAP	SECTOR 1	SECTOR 2	LAP TIME	MPH	DIFF	TIME OF DAY
1 -						09:02:50.433
2 -	1:22.425	37.451	1:59.876	59.43	26.125	09:04:50.309
3 -	1:10.743	34.860	1:45.603	67.46	11.852	09:06:35.912
4 -	1:07.793	33.425	1:41.218	70.38	7.467	09:08:17.130
5 -	1:05.844	33.127	1:38.971	71.98	5.220	09:09:56.101
6 -	1:06.366	34.389	1:40.755	70.71	7.004	09:11:36.856
7 -	1:03.656	31.912	1:35.568 (3)	74.55	1.817	09:13:12.424
8 -	1:02.667	31.740	1:34.407 (2)	75.46	0.656	09:14:46.831
9 -	1:02.111	31.640	1:33.751 (1)	75.99		09:16:20.582

P17 12		David COMBRINCK		Kawasaki -		
IDEAL LAP TIME : 1:33.819		BEST LAP TIME : 1:33.819		DIFFERENCE : 0.000		
LAP	SECTOR 1	SECTOR 2	LAP TIME	MPH	DIFF	TIME OF DAY
1 -						09:02:49.810
2 -	1:14.765	38.020	1:52.785	63.17	18.966	09:04:42.595
3 -	1:11.737	34.604	1:46.341	66.99	12.522	09:06:28.936
4 -	1:07.968	34.033	1:42.001	69.84	8.182	09:08:10.937
5 -	1:06.682	33.793	1:40.475	70.90	6.656	09:09:51.412
6 -	1:04.019	32.474	1:36.493 (3)	73.83	2.674	09:11:27.905
7 -	1:02.095	34.110	1:36.205 (2)	74.05	2.386	09:13:04.110
8 -	1:04.356	33.172	1:37.528	73.05	3.709	09:14:41.638
9 -	1:01.402	32.417	1:33.819 (1)	75.94		09:16:15.457

P18 9 1000		Luke DIXON		BMW -		
IDEAL LAP TIME :		BEST LAP TIME : 1:34.424		DIFFERENCE :		
LAP	SECTOR 1	SECTOR 2	LAP TIME	MPH	DIFF	TIME OF DAY
1 -						09:02:45.032
2 -			1:41.997	69.85	7.573	09:04:27.029
3 -			1:35.385	74.69	0.961	09:06:02.414
4 -			1:34.491 (2)	75.40	0.067	09:07:36.905
5 -			1:34.424 (1)	75.45		09:09:11.329
6 -			1:34.611 (3)	75.30	0.187	09:10:45.940
7 -			1:34.692	75.24	0.268	09:12:20.632
8 -			1:34.812	75.14	0.388	09:13:55.444
9 -			1:34.630	75.28	0.206	09:15:30.074

P19 46 C		Simon GATES		Kawasaki - Team Kawafati		
IDEAL LAP TIME : 1:34.103		BEST LAP TIME : 1:34.726		DIFFERENCE : 0.623		
LAP	SECTOR 1	SECTOR 2	LAP TIME	MPH	DIFF	TIME OF DAY
1 -						09:02:38.817
2 -	1:07.827	33.846	1:41.673	70.07	6.947	09:04:20.490
3 -	1:04.899	32.235	1:37.134	73.34	2.408	09:05:57.624
4 -	1:03.744	32.874	1:36.618	73.74	1.892	09:07:34.242
5 -	1:03.548	32.322	1:35.870	74.31	1.144	09:09:10.112
6 -	1:02.460	32.851	1:35.311 (3)	74.75	0.585	09:10:45.423

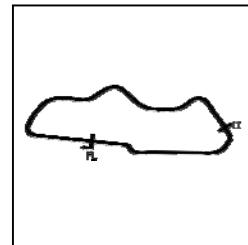
Weather / Track : Cloudy / Damp

Donington Park National
Circuit Length = 1.9790 miles
Start: 09:01 Flag 09:15 End: 09:17

BMCRC - MRO Championships 2019 - Rnd 4 @ Donington Park

Reactive Parts MRO Powerbikes & Rookie 1000s

FREE PRACTICE - SECTOR ANALYSIS



SECTOR 1 = FL to I1, SECTOR 2 = I1 to FL, DIFF = Difference To Personal Best Lap, P = Crossed Finish Line in Pit Lane, D = Time Disallowed

7 -	1:02.575	32.151	1:34.726 (1)	75.21		09:12:20.149
8 -	1:02.710	32.247	1:34.957 (2)	75.03	0.231	09:13:55.106
9 -	1:01.952	33.681	1:35.633	74.49	0.907	09:15:30.739

P20	17	Philip BAKER	BMW - Ashford accident repair center Godfrey plastering servic			
IDEAL LAP TIME : 1:33.679		BEST LAP TIME : 1:34.922	DIFFERENCE : 1.243			
LAP	SECTOR 1	SECTOR 2	LAP TIME	MPH	DIFF	TIME OF DAY
1 -						09:03:58.310
2 -	1:13.001	34.879	1:47.880	66.04	12.958	09:05:46.190
3 -	1:07.392	33.878	1:41.270	70.35	6.348	09:07:27.460
4 -	1:04.233	32.708	1:36.941 (3)	73.49	2.019	09:09:04.401
5 -	1:04.193	34.775	1:38.968	71.98	4.046	09:10:43.369
6 -	1:03.688	32.823	1:36.511 (2)	73.82	1.589	09:12:19.880
7 -	1:02.525	32.397	1:34.922 (1)	75.05		09:13:54.802
8 -	1:01.282	IN PIT	1:44.339 P	68.28	9.417	09:15:39.141

P21	90 C	Dave NESTER	BMW -			
IDEAL LAP TIME : 1:35.367		BEST LAP TIME : 1:36.792	DIFFERENCE : 1.425			
LAP	SECTOR 1	SECTOR 2	LAP TIME	MPH	DIFF	TIME OF DAY
1 -						09:02:45.541
2 -	1:15.446	38.454	1:53.900	62.55	17.108	09:04:39.441
3 -	1:11.448	36.373	1:47.821	66.07	11.029	09:06:27.262
4 -	1:08.231	34.465	1:42.696	69.37	5.904	09:08:09.958
5 -	1:07.330	35.230	1:42.560	69.46	5.768	09:09:52.518
6 -	1:08.995	36.154	1:45.149	67.75	8.357	09:11:37.667
7 -	1:04.654	32.868	1:37.522 (3)	73.05	0.730	09:13:15.189
8 -	1:03.547	33.408	1:36.955 (2)	73.48	0.163	09:14:52.144
9 -	1:02.499	34.293	1:36.792 (1)	73.60		09:16:28.936

P22	8	John COUGHLAN	Aprilia - BIKERSWORLD			
IDEAL LAP TIME : 1:36.245		BEST LAP TIME : 1:36.885	DIFFERENCE : 0.640			
LAP	SECTOR 1	SECTOR 2	LAP TIME	MPH	DIFF	TIME OF DAY
1 -						09:02:50.696
2 -	1:14.234	36.587	1:50.821	64.28	13.936	09:04:41.517
3 -	1:11.209	38.794	1:50.003	64.76	13.118	09:06:31.520
4 -	1:05.810	34.378	1:40.188 (3)	71.11	3.303	09:08:11.708
5 -	1:05.966	33.479	1:39.445 (2)	71.64	2.560	09:09:51.153
6 -	1:05.888	34.371	1:40.259	71.06	3.374	09:11:31.412
7 -	1:03.886	32.999	1:36.885 (1)	73.53		09:13:08.297
8 -	1:03.246	IN PIT	1:42.732 P	69.35	5.847	09:14:51.029

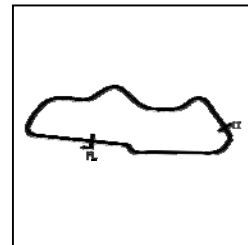
P23	100 1000	James FEARN	Honda -			
IDEAL LAP TIME :		BEST LAP TIME : 1:39.215	DIFFERENCE :			
LAP	SECTOR 1	SECTOR 2	LAP TIME	MPH	DIFF	TIME OF DAY
1 -						09:11:18.330
2 -			1:39.215 (1)	71.81		09:12:57.545
3 -			3:12.805 (2)	36.95	1:33.590	09:16:10.350

P24	83 C	Jason SIGGS	Yamaha - J Siggs Construction			
IDEAL LAP TIME : 1:39.834		BEST LAP TIME : 1:39.834	DIFFERENCE : 0.000			
LAP	SECTOR 1	SECTOR 2	LAP TIME	MPH	DIFF	TIME OF DAY
1 -						09:02:52.254
2 -	1:15.970	36.419	1:52.389	63.39	12.555	09:04:44.643
3 -	1:11.624	35.755	1:47.379 (3)	66.35	7.545	09:06:32.022
4 -	1:07.438	34.060	1:41.498 (2)	70.19	1.664	09:08:13.520
5 -	1:05.834	34.000	1:39.834 (1)	71.36		09:09:53.354
6 -	1:07.568	IN PIT	1:50.952 P	64.21	11.118	09:11:44.306

BMCRC - MRO Championships 2019 - Rnd 4 @ Donington Park

Reactive Parts MRO Powerbikes & Rookie 1000s

FREE PRACTICE - SECTOR ANALYSIS



SECTOR 1 = FL to I1, SECTOR 2 = I1 to FL, DIFF = Difference To Personal Best Lap, P = Crossed Finish Line in Pit Lane, D = Time Disallowed

P25 801 1000 Stefan MARSHALL			Yamaha -			
IDEAL LAP TIME : 1:38.775		BEST LAP TIME : 1:41.685		DIFFERENCE : 2.910		
LAP	SECTOR 1	SECTOR 2	LAP TIME	MPH	DIFF	TIME OF DAY
1 -						09:04:56.894
2 -	1:17.055	37.267	1:54.322	62.32	12.637	09:06:51.216
3 -	1:12.940	34.384	1:47.324	66.38	5.639	09:08:38.540
4 -	1:09.536	33.916	1:43.452 (3)	68.86	1.767	09:10:21.992
5 -	1:08.364	33.949	1:42.313 (2)	69.63	0.628	09:12:04.305
6 -	1:07.451	34.234	1:41.685 (1)	70.06		09:13:45.990
7 -	1:04.859	IN PIT	1:52.200 P	63.49	10.515	09:15:38.190

P26 128 C Kevin CLARKE			Suzuki -			
IDEAL LAP TIME : 1:42.280		BEST LAP TIME : 1:43.217		DIFFERENCE : 0.937		
LAP	SECTOR 1	SECTOR 2	LAP TIME	MPH	DIFF	TIME OF DAY
1 -						09:02:47.842
2 -	1:15.248	36.739	1:51.987	63.62	8.770	09:04:39.829
3 -	1:12.202	36.043	1:48.245 (3)	65.81	5.028	09:06:28.074
4 -	1:08.435	34.891	1:43.326 (2)	68.95	0.109	09:08:11.400
5 -	1:07.679	35.538	1:43.217 (1)	69.02		09:09:54.617
6 -	1:07.389	IN PIT	1:52.365 P	63.40	9.148	09:11:46.982

P27 841 1000 Shane YOUNG			Yamaha -			
IDEAL LAP TIME :		BEST LAP TIME : 1:47.552		DIFFERENCE :		
LAP	SECTOR 1	SECTOR 2	LAP TIME	MPH	DIFF	TIME OF DAY
1 -						09:02:51.175
2 -			1:52.287 (2)	63.45	4.735	09:04:43.462
3 -			1:47.552 (1)	66.24		09:06:31.014
4 -		IN PIT	1:56.700 P	61.05	9.148	09:08:27.714

P28 18 1000 Albert WILLISHER			Suzuki - willsher machinery ltd			
IDEAL LAP TIME : 1:44.753		BEST LAP TIME : 1:48.041		DIFFERENCE : 3.288		
LAP	SECTOR 1	SECTOR 2	LAP TIME	MPH	DIFF	TIME OF DAY
1 -						09:02:50.938
2 -	1:18.906	37.805	1:56.711	61.04	8.670	09:04:47.649
3 -	1:12.504	35.838	1:48.342 (2)	65.76	0.301	09:06:35.991
4 -	1:09.488	39.289	1:48.777 (3)	65.49	0.736	09:08:24.768
5 -	1:11.543	36.498	1:48.041 (1)	65.94		09:10:12.809
6 -	1:08.915	IN PIT	1:54.838 P	62.04	6.797	09:12:07.647

P29 72 Michael O'BRIEN			Yamaha -			
IDEAL LAP TIME :		BEST LAP TIME :		DIFFERENCE :		
LAP	SECTOR 1	SECTOR 2	LAP TIME	MPH	DIFF	TIME OF DAY
1 -		IN PIT		P		09:10:44.505
2 -	OUTLAP	IN PIT	2:31.328 P	47.08		09:13:15.833

P30 711 1000 Craig WRIGHT			Kawasaki -			
IDEAL LAP TIME :		BEST LAP TIME :		DIFFERENCE :		
LAP	SECTOR 1	SECTOR 2	LAP TIME	MPH	DIFF	TIME OF DAY
1 -		IN PIT		P		09:11:25.167
2 -	OUTLAP	IN PIT	2:24.606 P	49.26		09:13:49.773

BMCRC - MRO Championships 2019 - Rnd 4 @ Donington Park

Reactive Parts MRO Powerbikes & Rookie 1000s

FREE PRACTICE - BEST SECTORS

SECTOR 1			SECTOR 2			IDEAL / BEST COMPARISON						
POS	NO	NAME	TIME	NO	NAME	TIME	POS	NO	NAME	IDEAL	BEST	DIFF
									PERFECT LAP	1:22.713		
1	40	PATMORE	54.128	40	PATMORE	28.585	1	40	PATMORE	1:22.713	1:23.007	0.294
2	143	PALMER	55.508	272	JOHNSON	28.937	2	272	JOHNSON	1:24.859	1:24.859	0.000
3	272	JOHNSON	55.922	29	BRIDGER	29.201	3	143	PALMER	1:25.029	1:25.029	0.000
4	29	BRIDGER	56.264	143	PALMER	29.521	4	29	BRIDGER	1:25.465	1:25.658	0.193
5	71	JENKINS	56.876	71	JENKINS	29.523	5	71	JENKINS	1:26.399	1:26.624	0.225
6	35	CRESSWELL	58.274	35	CRESSWELL	29.855	6	35	CRESSWELL	1:28.129	1:28.129	0.000
7	175	KENDLE	59.053	6	SHAILER	29.950	7	6	SHAILER	1:29.584	1:29.584	0.000
8	555	CHRISTOS	59.528	175	KENDLE	30.539	8	175	KENDLE	1:29.592	1:29.592	0.000
9	6	SHAILER	59.634	555	CHRISTOS	30.596	9	555	CHRISTOS	1:30.124	1:31.057	0.933
10	611	DRAKE	1:00.207	13	PENNINGTON	31.337	10	611	DRAKE	1:31.777	1:31.777	0.000
11	75	MARLEY	1:00.342	98	DICKINSON	31.520	11	75	MARLEY	1:32.021	1:32.021	0.000
12	13	PENNINGTON	1:01.265	611	DRAKE	31.570	12	13	PENNINGTON	1:32.602	1:32.602	0.000
13	17	BAKER	1:01.282	173	DRAPER	31.590	13	98	DICKINSON	1:33.072	1:33.072	0.000
14	12	COMBRINCK	1:01.402	421	TINSLEY	31.640	14	173	DRAPER	1:33.359	1:33.359	0.000
15	98	DICKINSON	1:01.552	75	MARLEY	31.679	15	17	BAKER	1:33.679	1:34.922	1.243
16	173	DRAPER	1:01.769	46	GATES	32.151	16	421	TINSLEY	1:33.751	1:33.751	0.000
17	46	GATES	1:01.952	17	BAKER	32.397	17	12	COMBRINCK	1:33.819	1:33.819	0.000
18	421	TINSLEY	1:02.111	12	COMBRINCK	32.417	18	46	GATES	1:34.103	1:34.726	0.623
19	90	NESTER	1:02.499	90	NESTER	32.868	19	90	NESTER	1:35.367	1:36.792	1.425
20	8	COUGHLAN	1:03.246	8	COUGHLAN	32.999	20	8	COUGHLAN	1:36.245	1:36.885	0.640
21	801	MARSHALL	1:04.859	801	MARSHALL	33.916	21	801	MARSHALL	1:38.775	1:41.685	2.910
22	83	SIGGS	1:05.834	83	SIGGS	34.000	22	83	SIGGS	1:39.834	1:39.834	0.000
23	128	CLARKE	1:07.389	128	CLARKE	34.891	23	128	CLARKE	1:42.280	1:43.217	0.937
24	18	WILLSHER	1:08.915	18	WILLSHER	35.838	24	18	WILLSHER	1:44.753	1:48.041	3.288
25							25	9	DIXON		1:34.424	
26							26	100	FEARN		1:39.215	
27							27	72	O'BRIEN			
28							28	60	BAKER		1:33.168	
29							29	711	WRIGHT			
30							30	841	YOUNG		1:47.552	

Weather / Track : Cloudy / Damp

Results can be found at www.tsl-timing.com

Donington Park National
 Circuit Length = 1.9790 miles
 Start: 09:01 Flag 09:15 End: 09:17

Printed - 09:19 Saturday, 18 May 2019

BMCRC - MRO Championships 2019 - Rnd 4 @ Donington Park

Reactive Parts MRO Powerbikes & Rookie 1000s

QUALIFYING - CLASSIFICATION



POS	NO	CL	PIC NAME	ENTRY	TIME	ON	LAPS	GAP	DIFF	MPH
1	29	C	1 Mark BRIDGER	Yamaha - Moremoto	1:11.442	9	9			99.72
2	60		1 Peter BAKER	Kawasaki - Dodfrey Engineering	1:11.613	8	10	0.171	0.171	99.48
3	272	C	2 Daniel JOHNSON	BMW -	1:11.943	8	10	0.501	0.330	99.03
4	72		2 Michael O'BRIEN	Yamaha -	1:11.943	9	10	0.501	0.000	99.03
5	40		3 Aiden PATMORE	Kawasaki - TBR Performance/NW Roofing	1:12.598	9	9	1.156	0.655	98.13
6	16	C	3 Glenn WALSH	BMW - Walters Medical	1:12.665	9	10	1.223	0.067	98.04
7	21		4 Jack CROUCHER	BMW - Trendy lofts	1:13.621	10	10	2.179	0.956	96.77
8	39	C	4 Max MORGAN	Kawasaki -	1:13.813	5	10	2.371	0.192	96.52
9	175	C	5 Mark KENDLE	Kawasaki - LiMAR OILTOOLS	1:13.815	7	10	2.373	0.002	96.52
10	127	C	6 George HINDLE	BMW - GDH Racing	1:14.171	9	9	2.729	0.356	96.05
11	9	1000	7 Luke DIXON	BMW -	1:14.195	8	10	2.753	0.024	96.02
12	56	C	8 Simon TUCKER	Kawasaki - Area51racing	1:14.783	8	9	3.341	0.588	95.27
13	277	C	9 Adrian AVERRE	Yamaha - Ryders Alley Racing	1:14.903	6	10	3.461	0.120	95.11
14	6		5 Dan SHAILER	Yamaha - McShailer Racing	1:14.962	9	10	3.520	0.059	95.04
15	98		6 Rick DICKINSON	BMW - MotorcycleRaceParts.co.uk.co.uk	1:15.187	10	10	3.745	0.225	94.75
16	12		7 David COMBRINCK	Kawasaki -	1:15.773	7	9	4.331	0.586	94.02
17	173		8 Stephen DRAPER	Yamaha -	1:15.873	9	10	4.431	0.100	93.90
18	258	C	10 Ande FRIEND	Kawasaki - Flying colours Motorcycle Training	1:15.874	7	9	4.432	0.001	93.90
19	168	1000	2 Shaun SUGDEN	Kawasaki -	1:16.138	10	10	4.696	0.264	93.57
20	35	C	11 Robert CRESSWELL	Kawasaki - ODDJOBROB Racing	1:16.376	4	10	4.934	0.238	93.28
21	17		9 Philip BAKER	BMW - Ashford accident repair center Godfrey plastering	1:16.466	8	10	5.024	0.090	93.17
22	71	1000	3 Seb JENKINS	Yamaha - Advertise your business here!	1:16.545	5	6	5.103	0.079	93.07
23	24		10 Alan SMITH	Kawasaki - Orwells Mcs	1:16.645	8	10	5.203	0.100	92.95
24	83	C	12 Jason SIGGS	Yamaha - J Siggs Construction	1:17.337	5	9	5.895	0.692	92.12
25	555	C	13 Dan CHRISTOS	Kawasaki - Christos Commercial LTD	1:17.621	9	9	6.179	0.284	91.78
26	46	C	14 Simon GATES	Kawasaki - Team Kawafati	1:17.738	9	10	6.296	0.117	91.64
27	8		11 John COUGHLAN	Aprilia - BIKERSWORLD	1:17.859	9	10	6.417	0.121	91.50
28	143		12 Steve PALMER	Yamaha - 4C8/Mk1 Transit racing	1:18.297	3	3	6.855	0.438	90.99
29	96		13 Jose TOUCEDA	Kawasaki - Cell2	1:18.326	7	10	6.884	0.029	90.96
30	13		14 Mark PENNINGTON	Suzuki - MP Racing	1:18.663	6	8	7.221	0.337	90.57
31	75	C	15 Paul MARLEY	Kawasaki -	1:19.036	8	10	7.594	0.373	90.14
32	611	1000	4 Gary DRAKE	Suzuki -	1:19.372	9	9	7.930	0.336	89.76
33	100	1000	5 James FEARN	Honda -	1:20.506	9	9	9.064	1.134	88.49
34	45	1000	6 Glenn SMITH	Kawasaki -	1:20.658	5	9	9.216	0.152	88.33
35	18	1000	7 Albert WILLISHER	Suzuki - willsher machinery ltd	1:21.656	9	10	10.214	0.998	87.25
36	707	1000	8 Stephen OKEEFFE	Kawasaki - None	1:21.665	5	9	10.223	0.009	87.24
37	421	1000	9 Daniel TINSLEY	Yamaha -	1:22.669	5	6	11.227	1.004	86.18
38	90	C	16 Dave NESTER	BMW -	1:22.722	9	9	11.280	0.053	86.12
39	841	1000	10 Shane YOUNG	Yamaha -	1:23.450	6	8	12.008	0.728	85.37
40	128	C	17 Kevin CLARKE	Suzuki -	1:24.824	4	6	13.382	1.374	83.99
41	801	1000	12 Stefan MARSHALL	Yamaha -	1:26.042	8	8	14.600	1.218	82.80
42	711	1000	13 Craig WRIGHT	Kawasaki -	1:29.156	4	6	17.714	3.114	79.91
43	57	C	18 David MILLS	Kawasaki - A51 Racing			2			

Weather / Track : Bright / Dry

These results are provisional until the conclusion of any judicial and technical matters.

Donington Park National
Circuit Length = 1.9790 miles
Start: 11:36 Flag 11:48 End: 11:50

Clerk Of Course :	Timekeeper :
-------------------	--------------

Results can be found at www.tsl-timing.com

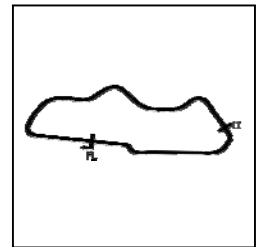
Printed - 11:50 Saturday, 18 May 2019



BMCRC - MRO Championships 2019 - Rnd 4 @ Donington Park

Reactive Parts MRO Powerbikes & Rookie 1000s

QUALIFYING - SECTOR ANALYSIS



SECTOR 1 = FL to I1, SECTOR 2 = I1 to FL, DIFF = Difference To Personal Best Lap, P = Crossed Finish Line in Pit Lane, D = Time Disallowed

P1 29 C		Mark BRIDGER		Yamaha - Moremoto			
IDEAL LAP TIME : 1:11.442		BEST LAP TIME : 1:11.442		DIFFERENCE : 0.000			
LAP	SECTOR 1	SECTOR 2	LAP TIME	MPH	DIFF	TIME OF DAY	
1 -		IN PIT				P 11:38:13.490	
2 -	OUTLAP	27.504	1:42.632	69.41	31.190	11:39:56.122	
3 -	50.935	26.550	1:17.485	91.94	6.043	11:41:13.607	
4 -	50.350	26.136	1:16.486	93.14	5.044	11:42:30.093	
5 -	48.643	26.321	1:14.964	95.04	3.522	11:43:45.057	
6 -	48.331	25.663	1:13.994	96.28	2.552	11:44:59.051	
7 -	48.312	25.076	1:13.388 (3)	97.08	1.946	11:46:12.439	
8 -	46.581	25.116	1:11.697 (2)	99.37	0.255	11:47:24.136	
9 -	46.498	24.944	1:11.442 (1)	99.72		11:48:35.578	

P2 60		Peter BAKER		Kawasaki - Dodfrey Engineering			
IDEAL LAP TIME : 1:11.255		BEST LAP TIME : 1:11.613		DIFFERENCE : 0.358			
LAP	SECTOR 1	SECTOR 2	LAP TIME	MPH	DIFF	TIME OF DAY	
1 -						11:37:24.666	
2 -	53.343	26.249	1:19.592	89.51	7.979	11:38:44.258	
3 -	49.458	26.510	1:15.968	93.78	4.355	11:40:00.226	
4 -	48.490	25.612	1:14.102	96.14	2.489	11:41:14.328	
5 -	49.191	25.430	1:14.621	95.47	3.008	11:42:28.949	
6 -	48.773	25.517	1:14.290	95.90	2.677	11:43:43.239	
7 -	46.427	28.176	1:14.603	95.50	2.990	11:44:57.842	
8 -	46.785	24.828	1:11.613 (1)	99.48		11:46:09.455	
9 -	47.077	24.874	1:11.951 (2)	99.02	0.338	11:47:21.406	
10 -	47.183	24.960	1:12.143 (3)	98.75	0.530	11:48:33.549	

P3 272 C		Daniel JOHNSON		BMW -			
IDEAL LAP TIME : 1:11.943		BEST LAP TIME : 1:11.943		DIFFERENCE : 0.000			
LAP	SECTOR 1	SECTOR 2	LAP TIME	MPH	DIFF	TIME OF DAY	
1 -						11:37:00.315	
2 -	57.794	28.228	1:26.022	82.82	14.079	11:38:26.337	
3 -	53.022	26.782	1:19.804	89.27	7.861	11:39:46.141	
4 -	49.340	25.840	1:15.180	94.76	3.237	11:41:01.321	
5 -	48.861	25.927	1:14.788	95.26	2.845	11:42:16.109	
6 -	48.099	25.412	1:13.511	96.91	1.568	11:43:29.620	
7 -	47.235	25.434	1:12.669 (2)	98.04	0.726	11:44:42.289	
8 -	46.968	24.975	1:11.943 (1)	99.03		11:45:54.232	
9 -	47.099	25.949	1:13.048 (3)	97.53	1.105	11:47:07.280	
10 -	47.277	26.579	1:13.856	96.46	1.913	11:48:21.136	

P4 72		Michael O'BRIEN		Yamaha -			
IDEAL LAP TIME : 1:11.583		BEST LAP TIME : 1:11.943		DIFFERENCE : 0.360			
LAP	SECTOR 1	SECTOR 2	LAP TIME	MPH	DIFF	TIME OF DAY	
1 -						11:36:59.766	
2 -	1:00.108	29.084	1:29.192	79.87	17.249	11:38:28.958	
3 -	52.878	27.148	1:20.026	89.02	8.083	11:39:48.984	
4 -	49.333	25.092	1:14.425	95.72	2.482	11:41:03.409	
5 -	48.731	26.127	1:14.858	95.17	2.915	11:42:18.267	
6 -	48.275	25.061	1:13.336 (3)	97.15	1.393	11:43:31.603	
7 -	47.241	24.945	1:12.186 (2)	98.69	0.243	11:44:43.789	
8 -	49.145	25.275	1:14.420	95.73	2.477	11:45:58.209	
9 -	46.638	25.305	1:11.943 (1)	99.03		11:47:10.152	
10 -	48.051	30.827	1:18.878	90.32	6.935	11:48:29.030	

P5 40		Aiden PATMORE		Kawasaki - TBR Performance/NW Roofing			
IDEAL LAP TIME : 1:12.598		BEST LAP TIME : 1:12.598		DIFFERENCE : 0.000			
LAP	SECTOR 1	SECTOR 2	LAP TIME	MPH	DIFF	TIME OF DAY	
1 -		IN PIT				P 11:39:05.466	

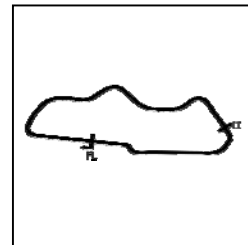
Weather / Track : Bright / Dry

Donington Park National
Circuit Length = 1.9790 miles
Start: 11:36 Flag 11:48 End: 11:50

BMCRC - MRO Championships 2019 - Rnd 4 @ Donington Park

Reactive Parts MRO Powerbikes & Rookie 1000s

QUALIFYING - SECTOR ANALYSIS



SECTOR 1 = FL to I1, SECTOR 2 = I1 to FL, DIFF = Difference To Personal Best Lap, P = Crossed Finish Line in Pit Lane, D = Time Disallowed

2 -	OUTLAP	26.651	1:36.890	73.53	24.292	11:40:42.356
3 -	50.150	26.089	1:16.239	93.45	3.641	11:41:58.595
4 -	49.338	25.730	1:15.068	94.90	2.470	11:43:13.663
5 -	48.213	25.462	1:13.675 (3)	96.70	1.077	11:44:27.338
6 -	48.298	26.799	1:15.097	94.87	2.499	11:45:42.435
7 -	49.334	25.784	1:15.118	94.84	2.520	11:46:57.553
8 -	47.983	25.614	1:13.597 (2)	96.80	0.999	11:48:11.150
9 -	47.493	25.105	1:12.598 (1)	98.13		11:49:23.748

P6 16 C		Glenn WALSH		BMW - Walters Medical			
IDEAL LAP TIME : 1:12.665		BEST LAP TIME : 1:12.665		DIFFERENCE : 0.000			
LAP	SECTOR 1	SECTOR 2	LAP TIME	MPH	DIFF	TIME OF DAY	
1 -						11:37:06.340	
2 -	58.351	29.918	1:28.269	80.71	15.604	11:38:34.609	
3 -	54.275	27.914	1:22.189	86.68	9.524	11:39:56.798	
4 -	50.372	26.836	1:17.208	92.27	4.543	11:41:14.006	
5 -	48.957	25.885	1:14.842 (3)	95.19	2.177	11:42:28.848	
6 -	49.598	25.926	1:15.524	94.33	2.859	11:43:44.372	
7 -	48.388	26.052	1:14.440 (2)	95.70	1.775	11:44:58.812	
8 -	49.892	26.113	1:16.005	93.73	3.340	11:46:14.817	
9 -	47.044	25.621	1:12.665 (1)	98.04		11:47:27.482	
10 -	48.784	27.009	1:15.793	94.00	3.128	11:48:43.275	

P7 21		Jack CROUCHER		BMW - Trendy lofts			
IDEAL LAP TIME : 1:13.621		BEST LAP TIME : 1:13.621		DIFFERENCE : 0.000			
LAP	SECTOR 1	SECTOR 2	LAP TIME	MPH	DIFF	TIME OF DAY	
1 -						11:37:25.049	
2 -	54.236	26.565	1:20.801	88.17	7.180	11:38:45.850	
3 -	51.371	26.024	1:17.395	92.05	3.774	11:40:03.245	
4 -	50.013	27.655	1:17.668	91.73	4.047	11:41:20.913	
5 -	52.013	27.343	1:19.356	89.78	5.735	11:42:40.269	
6 -	49.948	25.786	1:15.734	94.07	2.113	11:43:56.003	
7 -	49.105	25.398	1:14.503 (2)	95.62	0.882	11:45:10.506	
8 -	49.336	25.436	1:14.772 (3)	95.28	1.151	11:46:25.278	
9 -	50.241	25.659	1:15.900	93.86	2.279	11:47:41.178	
10 -	48.633	24.988	1:13.621 (1)	96.77		11:48:54.799	

P8 39 C		Max MORGAN		Kawasaki -			
IDEAL LAP TIME : 1:13.788		BEST LAP TIME : 1:13.813		DIFFERENCE : 0.025			
LAP	SECTOR 1	SECTOR 2	LAP TIME	MPH	DIFF	TIME OF DAY	
1 -						11:36:54.143	
2 -	56.050	27.921	1:23.971	84.84	10.158	11:38:18.114	
3 -	49.976	26.509	1:16.485	93.15	2.672	11:39:34.599	
4 -	48.696	25.925	1:14.621	95.47	0.808	11:40:49.220	
5 -	48.170	25.643	1:13.813 (1)	96.52		11:42:03.033	
6 -	49.501	26.218	1:15.719	94.09	1.906	11:43:18.752	
7 -	48.287	25.618	1:13.905 (2)	96.40	0.092	11:44:32.657	
8 -	48.361	26.122	1:14.483 (3)	95.65	0.670	11:45:47.140	
9 -	49.206	26.248	1:15.454	94.42	1.641	11:47:02.594	
10 -	51.107	27.803	1:18.910	90.28	5.097	11:48:21.504	

P9 175 C		Mark KENDLE		Kawasaki - LiMAR OILTOOLS			
IDEAL LAP TIME : 1:13.815		BEST LAP TIME : 1:13.815		DIFFERENCE : 0.000			
LAP	SECTOR 1	SECTOR 2	LAP TIME	MPH	DIFF	TIME OF DAY	
1 -						11:36:50.669	
2 -	52.088	27.239	1:19.327	89.81	5.512	11:38:09.996	
3 -	48.783	26.633	1:15.416 (3)	94.47	1.601	11:39:25.412	
4 -	49.966	26.019	1:15.985	93.76	2.170	11:40:41.397	
5 -	48.276	25.927	1:14.203 (2)	96.01	0.388	11:41:55.600	
6 -	50.758	26.599	1:17.357	92.10	3.542	11:43:12.957	

Weather / Track : Bright / Dry

Donington Park National
Circuit Length = 1.9790 miles
Start: 11:36 Flag 11:48 End: 11:50

BMCRC - MRO Championships 2019 - Rnd 4 @ Donington Park

Reactive Parts MRO Powerbikes & Rookie 1000s

QUALIFYING - SECTOR ANALYSIS



SECTOR 1 = FL to I1, SECTOR 2 = I1 to FL, DIFF = Difference To Personal Best Lap, P = Crossed Finish Line in Pit Lane, D = Time Disallowed

7 -	48.196	25.619	1:13.815 (1)	96.52			11:44:26.772
8 -	48.318	27.208	1:15.526	94.33	1.711		11:45:42.298
9 -	51.770	30.001	1:21.771	87.12	7.956		11:47:04.069
10 -	49.492	26.776	1:16.268	93.41	2.453		11:48:20.337

P10 127 C		George HINDLE		BMW - GDH Racing			
IDEAL LAP TIME : 1:14.171		BEST LAP TIME : 1:14.171		DIFFERENCE : 0.000			
LAP	SECTOR 1	SECTOR 2	LAP TIME	MPH	DIFF	TIME OF DAY	
1 -							11:37:49.117
2 -	54.491	27.757	1:22.248	86.62	8.077		11:39:11.365
3 -	50.760	26.878	1:17.638	91.76	3.467		11:40:29.003
4 -	49.604	26.031	1:15.635	94.19	1.464		11:41:44.638
5 -	51.304	27.411	1:18.715	90.51	4.544		11:43:03.353
6 -	48.701	26.189	1:14.890 (2)	95.13	0.719		11:44:18.243
7 -	51.481	26.016	1:17.497	91.93	3.326		11:45:35.740
8 -	49.184	26.082	1:15.266 (3)	94.65	1.095		11:46:51.006
9 -	48.514	25.657	1:14.171 (1)	96.05			11:48:05.177

P11 9 1000		Luke DIXON		BMW -			
IDEAL LAP TIME : 1:14.079		BEST LAP TIME : 1:14.195		DIFFERENCE : 0.116			
LAP	SECTOR 1	SECTOR 2	LAP TIME	MPH	DIFF	TIME OF DAY	
1 -							11:37:00.753
2 -	57.887	27.965	1:25.852	82.98	11.657		11:38:26.605
3 -	53.650	27.017	1:20.667	88.32	6.472		11:39:47.272
4 -	50.382	26.137	1:16.519	93.10	2.324		11:41:03.791
5 -	48.933	25.853	1:14.786	95.26	0.591		11:42:18.577
6 -	49.937	25.659	1:15.596	94.24	1.401		11:43:34.173
7 -	48.783	25.784	1:14.567 (2)	95.54	0.372		11:44:48.740
8 -	48.683	25.512	1:14.195 (1)	96.02			11:46:02.935
9 -	48.941	25.685	1:14.626 (3)	95.47	0.431		11:47:17.561
10 -	48.567	26.660	1:15.227	94.70	1.032		11:48:32.788

P12 56 C		Simon TUCKER		Kawasaki - Area51racing			
IDEAL LAP TIME : 1:14.783		BEST LAP TIME : 1:14.783		DIFFERENCE : 0.000			
LAP	SECTOR 1	SECTOR 2	LAP TIME	MPH	DIFF	TIME OF DAY	
1 -							11:37:44.989
2 -	54.682	28.433	1:23.115	85.72	8.332		11:39:08.104
3 -	50.665	27.609	1:18.274	91.02	3.491		11:40:26.378
4 -	50.378	26.636	1:17.014	92.51	2.231		11:41:43.392
5 -	48.839	26.878	1:15.717 (3)	94.09	0.934		11:42:59.109
6 -	49.738	26.777	1:16.515	93.11	1.732		11:44:15.624
7 -	50.410	26.850	1:17.260	92.21	2.477		11:45:32.884
8 -	48.458	26.325	1:14.783 (1)	95.27			11:46:47.667
9 -	49.179	26.479	1:15.658 (2)	94.16	0.875		11:48:03.325

P13 277 C		Adrian AVERRE		Yamaha - Ryders Alley Racing			
IDEAL LAP TIME : 1:14.884		BEST LAP TIME : 1:14.903		DIFFERENCE : 0.019			
LAP	SECTOR 1	SECTOR 2	LAP TIME	MPH	DIFF	TIME OF DAY	
1 -							11:36:58.585
2 -	57.252	28.652	1:25.904	82.93	11.001		11:38:24.489
3 -	52.887	27.116	1:20.003	89.05	5.100		11:39:44.492
4 -	50.627	26.033	1:16.660	92.93	1.757		11:41:01.152
5 -	50.068	26.546	1:16.614	92.99	1.711		11:42:17.766
6 -	48.851	26.052	1:14.903 (1)	95.11			11:43:32.669
7 -	49.441	27.191	1:16.632	92.97	1.729		11:44:49.301
8 -	49.363	26.560	1:15.923	93.84	1.020		11:46:05.224
9 -	48.880	26.418	1:15.298 (3)	94.61	0.395		11:47:20.522
10 -	49.011	26.062	1:15.073 (2)	94.90	0.170		11:48:35.595

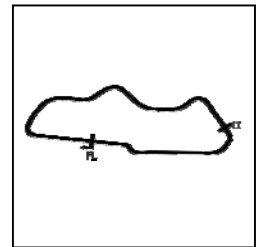
Weather / Track : Bright / Dry

Donington Park National
Circuit Length = 1.9790 miles
Start: 11:36 Flag 11:48 End: 11:50

BMCRC - MRO Championships 2019 - Rnd 4 @ Donington Park

Reactive Parts MRO Powerbikes & Rookie 1000s

QUALIFYING - SECTOR ANALYSIS



SECTOR 1 = FL to I1, SECTOR 2 = I1 to FL, DIFF = Difference To Personal Best Lap, P = Crossed Finish Line in Pit Lane, D = Time Disallowed

P14 6		Dan SHAILER		Yamaha - McShailer Racing			
IDEAL LAP TIME : 1:14.962		BEST LAP TIME : 1:14.962		DIFFERENCE : 0.000			
LAP	SECTOR 1	SECTOR 2	LAP TIME	MPH	DIFF	TIME OF DAY	
1 -						11:37:04.424	
2 -	57.947	28.465	1:26.412	82.44	11.450	11:38:30.836	
3 -	53.146	27.029	1:20.175	88.86	5.213	11:39:51.011	
4 -	53.575	27.102	1:20.677	88.31	5.715	11:41:11.688	
5 -	50.451	26.255	1:16.706	92.88	1.744	11:42:28.394	
6 -	50.251	26.110	1:16.361	93.30	1.399	11:43:44.755	
7 -	49.344	26.017	1:15.361 (2)	94.54	0.399	11:45:00.116	
8 -	49.720	26.081	1:15.801	93.99	0.839	11:46:15.917	
9 -	49.088	25.874	1:14.962 (1)	95.04		11:47:30.879	
10 -	49.662	26.088	1:15.750 (3)	94.05	0.788	11:48:46.629	

P15 98		Rick DICKINSON		BMW - MotorcycleRaceParts.co.uk.co.uk			
IDEAL LAP TIME : 1:15.094		BEST LAP TIME : 1:15.187		DIFFERENCE : 0.093			
LAP	SECTOR 1	SECTOR 2	LAP TIME	MPH	DIFF	TIME OF DAY	
1 -						11:37:12.444	
2 -	59.030	30.079	1:29.109	79.95	13.922	11:38:41.553	
3 -	54.296	27.645	1:21.941	86.94	6.754	11:40:03.494	
4 -	53.692	27.343	1:21.035	87.92	5.848	11:41:24.529	
5 -	53.587	26.703	1:20.290	88.73	5.103	11:42:44.819	
6 -	52.097	26.859	1:18.956	90.23	3.769	11:44:03.775	
7 -	50.007	26.258	1:16.265 (3)	93.41	1.078	11:45:20.040	
8 -	49.618	25.993	1:15.611 (2)	94.22	0.424	11:46:35.651	
9 -	49.824	26.667	1:16.491	93.14	1.304	11:47:52.142	
10 -	49.101	26.086	1:15.187 (1)	94.75		11:49:07.329	

P16 12		David COMBRINCK		Kawasaki -			
IDEAL LAP TIME : 1:15.487		BEST LAP TIME : 1:15.773		DIFFERENCE : 0.286			
LAP	SECTOR 1	SECTOR 2	LAP TIME	MPH	DIFF	TIME OF DAY	
1 -						11:37:57.176	
2 -	59.236	28.366	1:27.602	81.32	11.829	11:39:24.778	
3 -	52.613	27.055	1:19.668	89.42	3.895	11:40:44.446	
4 -	51.158	26.082	1:17.240	92.24	1.467	11:42:01.686	
5 -	51.147	26.485	1:17.632	91.77	1.859	11:43:19.318	
6 -	50.642	26.881	1:17.523	91.90	1.750	11:44:36.841	
7 -	49.768	26.005	1:15.773 (1)	94.02		11:45:52.614	
8 -	50.142	26.334	1:16.476 (3)	93.16	0.703	11:47:09.090	
9 -	49.482	26.430	1:15.912 (2)	93.85	0.139	11:48:25.002	

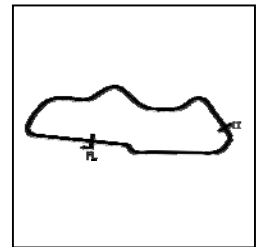
P17 173		Stephen DRAPER		Yamaha -			
IDEAL LAP TIME : 1:15.873		BEST LAP TIME : 1:15.873		DIFFERENCE : 0.000			
LAP	SECTOR 1	SECTOR 2	LAP TIME	MPH	DIFF	TIME OF DAY	
1 -						11:37:32.535	
2 -	57.367	28.782	1:26.149	82.70	10.276	11:38:58.684	
3 -	54.172	27.586	1:21.758	87.14	5.885	11:40:20.442	
4 -	51.724	26.895	1:18.619	90.62	2.746	11:41:39.061	
5 -	51.252	27.005	1:18.257	91.04	2.384	11:42:57.318	
6 -	51.330	26.730	1:18.060	91.27	2.187	11:44:15.378	
7 -	51.641	26.582	1:18.223	91.08	2.350	11:45:33.601	
8 -	50.265	26.604	1:16.869 (2)	92.68	0.996	11:46:50.470	
9 -	50.000	25.873	1:15.873 (1)	93.90		11:48:06.343	
10 -	51.158	26.115	1:17.273 (3)	92.20	1.400	11:49:23.616	

P18 258 C		Ande FRIEND		Kawasaki - Flying colours Motorcycle Training			
IDEAL LAP TIME : 1:15.874		BEST LAP TIME : 1:15.874		DIFFERENCE : 0.000			
LAP	SECTOR 1	SECTOR 2	LAP TIME	MPH	DIFF	TIME OF DAY	
1 -		IN PIT			P	11:38:15.034	

BMCRC - MRO Championships 2019 - Rnd 4 @ Donington Park

Reactive Parts MRO Powerbikes & Rookie 1000s

QUALIFYING - SECTOR ANALYSIS



SECTOR 1 = FL to I1, SECTOR 2 = I1 to FL, DIFF = Difference To Personal Best Lap, P = Crossed Finish Line in Pit Lane, D = Time Disallowed

2 -	OUTLAP	27.964	1:45.835	67.31	29.961	11:40:00.869
3 -	51.415	26.919	1:18.334	90.95	2.460	11:41:19.203
4 -	52.494	27.541	1:20.035	89.01	4.161	11:42:39.238
5 -	49.860	26.772	1:16.632 (3)	92.97	0.758	11:43:55.870
6 -	50.188	26.826	1:17.014	92.51	1.140	11:45:12.884
7 -	49.377	26.497	1:15.874 (1)	93.90		11:46:28.758
8 -	49.627	26.801	1:16.428 (2)	93.22	0.554	11:47:45.186
9 -	51.095	26.609	1:17.704	91.68	1.830	11:49:02.890

P19	168	1000	Shaun SUGDEN	Kawasaki -		
IDEAL LAP TIME : 1:16.138		BEST LAP TIME : 1:16.138		DIFFERENCE : 0.000		
LAP	SECTOR 1	SECTOR 2	LAP TIME	MPH	DIFF	TIME OF DAY
1 -						11:36:57.510
2 -	1:03.229	31.501	1:34.730	75.20	18.592	11:38:32.240
3 -	57.772	28.664	1:26.436	82.42	10.298	11:39:58.676
4 -	54.405	28.359	1:22.764	86.08	6.626	11:41:21.440
5 -	52.870	28.517	1:21.387	87.54	5.249	11:42:42.827
6 -	53.858	27.495	1:21.353	87.57	5.215	11:44:04.180
7 -	50.589	26.834	1:17.423 (3)	92.02	1.285	11:45:21.603
8 -	50.301	26.348	1:16.649 (2)	92.95	0.511	11:46:38.252
9 -	51.200	27.404	1:18.604	90.63	2.466	11:47:56.856
10 -	49.954	26.184	1:16.138 (1)	93.57		11:49:12.994

P20	35	C	Robert CRESSWELL	Kawasaki - ODDJOBROB Racing		
IDEAL LAP TIME : 1:16.033		BEST LAP TIME : 1:16.376		DIFFERENCE : 0.343		
LAP	SECTOR 1	SECTOR 2	LAP TIME	MPH	DIFF	TIME OF DAY
1 -						11:37:35.396
2 -	55.671	28.850	1:24.521	84.29	8.145	11:38:59.917
3 -	51.482	27.160	1:18.642	90.59	2.266	11:40:18.559
4 -	49.877	26.499	1:16.376 (1)	93.28		11:41:34.935
5 -	50.345	27.670	1:18.015	91.32	1.639	11:42:52.950
6 -	51.123	26.377	1:17.500	91.93	1.124	11:44:10.450
7 -	49.666	26.910	1:16.576 (2)	93.04	0.200	11:45:27.026
8 -	50.347	26.563	1:16.910	92.63	0.534	11:46:43.936
9 -	50.290	26.367	1:16.657 (3)	92.94	0.281	11:48:00.593
10 -	54.929	33.909	1:28.838	80.19	12.462	11:49:29.431

P21	17		Philip BAKER	BMW - Ashford accident repair center Godfrey plastering servic		
IDEAL LAP TIME : 1:16.172		BEST LAP TIME : 1:16.466		DIFFERENCE : 0.294		
LAP	SECTOR 1	SECTOR 2	LAP TIME	MPH	DIFF	TIME OF DAY
1 -						11:37:37.503
2 -	55.416	28.860	1:24.276	84.53	7.810	11:39:01.779
3 -	52.531	28.032	1:20.563	88.43	4.097	11:40:22.342
4 -	53.039	26.556	1:19.595	89.51	3.129	11:41:41.937
5 -	50.772	26.684	1:17.456 (3)	91.98	0.990	11:42:59.393
6 -	51.073	26.929	1:18.002	91.33	1.536	11:44:17.395
7 -	51.419	26.361	1:17.780	91.59	1.314	11:45:35.175
8 -	50.218	26.248	1:16.466 (1)	93.17		11:46:51.641
9 -	50.791	25.954	1:16.745 (2)	92.83	0.279	11:48:08.386
10 -	51.007	27.725	1:18.732	90.49	2.266	11:49:27.118

P22	71	1000	Seb JENKINS	Yamaha - Advertise your business here!		
IDEAL LAP TIME : 1:16.057		BEST LAP TIME : 1:16.545		DIFFERENCE : 0.488		
LAP	SECTOR 1	SECTOR 2	LAP TIME	MPH	DIFF	TIME OF DAY
1 -						11:37:03.947
2 -	59.156	27.859	1:27.015	81.87	10.470	11:38:30.962
3 -	53.376	27.004	1:20.380	88.63	3.835	11:39:51.342
4 -	52.276	26.624	1:18.900 (3)	90.29	2.355	11:41:10.242
5 -	49.541	27.004	1:16.545 (1)	93.07		11:42:26.787
6 -	50.531	26.516	1:17.047 (2)	92.47	0.502	11:43:43.834

Weather / Track : Bright / Dry

Donington Park National
Circuit Length = 1.9790 miles
Start: 11:36 Flag 11:48 End: 11:50

BMCRC - MRO Championships 2019 - Rnd 4 @ Donington Park

Reactive Parts MRO Powerbikes & Rookie 1000s

QUALIFYING - SECTOR ANALYSIS



SECTOR 1 = FL to I1, SECTOR 2 = I1 to FL, DIFF = Difference To Personal Best Lap, P = Crossed Finish Line in Pit Lane, D = Time Disallowed

P23 24		Alan SMITH		Kawasaki - Orwells Mcs		
IDEAL LAP TIME : 1:16.645		BEST LAP TIME : 1:16.645		DIFFERENCE : 0.000		
LAP	SECTOR 1	SECTOR 2	LAP TIME	MPH	DIFF	TIME OF DAY
1 -						11:37:29.597
2 -	58.724	30.099	1:28.823	80.21	12.178	11:38:58.420
3 -	54.229	27.743	1:21.972	86.91	5.327	11:40:20.392
4 -	52.808	27.767	1:20.575	88.42	3.930	11:41:40.967
5 -	51.066	26.971	1:18.037 (3)	91.29	1.392	11:42:59.004
6 -	51.594	28.403	1:19.997	89.06	3.352	11:44:19.001
7 -	51.959	27.199	1:19.158	90.00	2.513	11:45:38.159
8 -	50.069	26.576	1:16.645 (1)	92.95		11:46:54.804
9 -	50.463	27.245	1:17.708 (2)	91.68	1.063	11:48:12.512
10 -	54.556	27.613	1:22.169	86.70	5.524	11:49:34.681

P24 83 C		Jason SIGGS		Yamaha - J Siggs Construction		
IDEAL LAP TIME : 1:17.337		BEST LAP TIME : 1:17.337		DIFFERENCE : 0.000		
LAP	SECTOR 1	SECTOR 2	LAP TIME	MPH	DIFF	TIME OF DAY
1 -						11:37:33.760
2 -	56.931	29.249	1:26.180	82.67	8.843	11:38:59.940
3 -	53.445	27.951	1:21.396	87.53	4.059	11:40:21.336
4 -	52.295	26.846	1:19.141 (2)	90.02	1.804	11:41:40.477
5 -	50.551	26.786	1:17.337 (1)	92.12		11:42:57.814
6 -	52.571	28.451	1:21.022	87.93	3.685	11:44:18.836
7 -	53.013	28.427	1:21.440	87.48	4.103	11:45:40.276
8 -	52.468	27.516	1:19.984 (3)	89.07	2.647	11:47:00.260
9 -	53.112	27.947	1:21.059	87.89	3.722	11:48:21.319

P25 555 C		Dan CHRISTOS		Kawasaki - Christos Commercial LTD		
IDEAL LAP TIME : 1:17.165		BEST LAP TIME : 1:17.621		DIFFERENCE : 0.456		
LAP	SECTOR 1	SECTOR 2	LAP TIME	MPH	DIFF	TIME OF DAY
1 -		IN PIT				11:38:15.788
2 -	OUTLAP	29.341	1:46.297	67.02	28.676	11:40:02.085
3 -	52.716	27.407	1:20.123	88.92	2.502	11:41:22.208
4 -	51.853	27.094	1:18.947	90.24	1.326	11:42:41.155
5 -	50.715	27.099	1:17.814	91.55	0.193	11:43:58.969
6 -	50.625	27.162	1:17.787 (2)	91.59	0.166	11:45:16.756
7 -	50.795	27.229	1:18.024	91.31	0.403	11:46:34.780
8 -	50.687	27.104	1:17.791 (3)	91.58	0.170	11:47:52.571
9 -	51.081	26.540	1:17.621 (1)	91.78		11:49:10.192

P26 46 C		Simon GATES		Kawasaki - Team Kawafati		
IDEAL LAP TIME : 1:17.607		BEST LAP TIME : 1:17.738		DIFFERENCE : 0.131		
LAP	SECTOR 1	SECTOR 2	LAP TIME	MPH	DIFF	TIME OF DAY
1 -						11:36:53.078
2 -	56.754	28.797	1:25.551	83.27	7.813	11:38:18.629
3 -	53.011	27.426	1:20.437	88.57	2.699	11:39:39.066
4 -	52.637	27.209	1:19.846	89.22	2.108	11:40:58.912
5 -	52.207	27.203	1:19.410	89.71	1.672	11:42:18.322
6 -	52.098	26.798	1:18.896 (3)	90.30	1.158	11:43:37.218
7 -	51.589	28.797	1:20.386	88.63	2.648	11:44:57.604
8 -	51.897	27.268	1:19.165	89.99	1.427	11:46:16.769
9 -	51.293	26.445	1:17.738 (1)	91.64		11:47:34.507
10 -	51.162	27.174	1:18.336 (2)	90.94	0.598	11:48:52.843

P27 8		John COUGHLAN		Aprilia - BIKERSWORLD		
IDEAL LAP TIME : 1:17.171		BEST LAP TIME : 1:17.859		DIFFERENCE : 0.688		
LAP	SECTOR 1	SECTOR 2	LAP TIME	MPH	DIFF	TIME OF DAY
1 -						11:37:00.871
2 -	59.711	28.882	1:28.593	80.41	10.734	11:38:29.464

Weather / Track : Bright / Dry

Donington Park National
Circuit Length = 1.9790 miles
Start: 11:36 Flag 11:48 End: 11:50

BMCRC - MRO Championships 2019 - Rnd 4 @ Donington Park

Reactive Parts MRO Powerbikes & Rookie 1000s

QUALIFYING - SECTOR ANALYSIS



SECTOR 1 = FL to I1, SECTOR 2 = I1 to FL, DIFF = Difference To Personal Best Lap, P = Crossed Finish Line in Pit Lane, D = Time Disallowed

3 -	52.965	28.045	1:21.010	87.94	3.151	11:39:50.474
4 -	54.717	27.549	1:22.266	86.60	4.407	11:41:12.740
5 -	50.790	27.621	1:18.411	90.86	0.552	11:42:31.151
6 -	50.970	27.221	1:18.191 (2)	91.11	0.332	11:43:49.342
7 -	51.255	27.118	1:18.373	90.90	0.514	11:45:07.715
8 -	51.925	27.039	1:18.964	90.22	1.105	11:46:26.679
9 -	50.370	27.489	1:17.859 (1)	91.50		11:47:44.538
10 -	51.391	26.801	1:18.192 (3)	91.11	0.333	11:49:02.730

P28 143		Steve PALMER		Yamaha - 4C8/Mk1 Transit racing			
IDEAL LAP TIME : 1:18.297		BEST LAP TIME : 1:18.297		DIFFERENCE : 0.000			
LAP	SECTOR 1	SECTOR 2	LAP TIME	MPH	DIFF	TIME OF DAY	
1 -		IN PIT			P	11:38:29.475	
2 -	OUTLAP	28.078	1:48.183	65.85	29.886	11:40:17.658	
3 -	51.921	26.376	1:18.297 (1)	90.99		11:41:35.955	

P29 96		Jose TOUCEDA		Kawasaki - Cell2			
IDEAL LAP TIME : 1:17.874		BEST LAP TIME : 1:18.326		DIFFERENCE : 0.452			
LAP	SECTOR 1	SECTOR 2	LAP TIME	MPH	DIFF	TIME OF DAY	
1 -						11:36:57.792	
2 -	58.237	29.368	1:27.605	81.32	9.279	11:38:25.397	
3 -	55.109	28.438	1:23.547	85.27	5.221	11:39:48.944	
4 -	52.029	27.039	1:19.068	90.10	0.742	11:41:08.012	
5 -	51.431	27.316	1:18.747 (3)	90.47	0.421	11:42:26.759	
6 -	51.480	27.839	1:19.319	89.82	0.993	11:43:46.078	
7 -	50.835	27.491	1:18.326 (1)	90.96		11:45:04.404	
8 -	51.735	28.081	1:19.816	89.26	1.490	11:46:24.220	
9 -	52.112	27.807	1:19.919	89.14	1.593	11:47:44.139	
10 -	51.008	27.349	1:18.357 (2)	90.92	0.031	11:49:02.496	

P30 13		Mark PENNINGTON		Suzuki - MP Racing			
IDEAL LAP TIME : 1:18.408		BEST LAP TIME : 1:18.663		DIFFERENCE : 0.255			
LAP	SECTOR 1	SECTOR 2	LAP TIME	MPH	DIFF	TIME OF DAY	
1 -						11:36:53.572	
2 -	57.352	28.143	1:25.495	83.33	6.832	11:38:19.067	
3 -	53.316	27.122	1:20.438	88.57	1.775	11:39:39.505	
4 -	52.598	27.064	1:19.662 (2)	89.43	0.999	11:40:59.167	
5 -	52.714	27.303	1:20.017 (3)	89.03	1.354	11:42:19.184	
6 -	51.882	26.781	1:18.663 (1)	90.57		11:43:37.847	
7 -	51.627	28.396	1:20.023	89.03	1.360	11:44:57.870	
8 -	52.078	IN PIT	1:26.783 P	82.09	8.120	11:46:24.653	

P31 75 C		Paul MARLEY		Kawasaki -			
IDEAL LAP TIME : 1:18.831		BEST LAP TIME : 1:19.036		DIFFERENCE : 0.205			
LAP	SECTOR 1	SECTOR 2	LAP TIME	MPH	DIFF	TIME OF DAY	
1 -						11:36:56.834	
2 -	58.789	29.505	1:28.294	80.69	9.258	11:38:25.128	
3 -	55.853	28.892	1:24.745	84.07	5.709	11:39:49.873	
4 -	55.334	28.340	1:23.674	85.14	4.638	11:41:13.547	
5 -	52.631	27.290	1:19.921	89.14	0.885	11:42:33.468	
6 -	51.541	28.022	1:19.563 (3)	89.54	0.527	11:43:53.031	
7 -	52.218	27.650	1:19.868	89.20	0.832	11:45:12.899	
8 -	51.704	27.332	1:19.036 (1)	90.14		11:46:31.935	
9 -	52.240	27.582	1:19.822	89.25	0.786	11:47:51.757	
10 -	51.668	27.506	1:19.174 (2)	89.98	0.138	11:49:10.931	

P32 611 1000		Gary DRAKE		Suzuki -			
IDEAL LAP TIME : 1:19.372		BEST LAP TIME : 1:19.372		DIFFERENCE : 0.000			
LAP	SECTOR 1	SECTOR 2	LAP TIME	MPH	DIFF	TIME OF DAY	

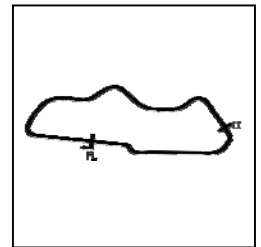
Weather / Track : Bright / Dry

Donington Park National
Circuit Length = 1.9790 miles
Start: 11:36 Flag 11:48 End: 11:50

BMCRC - MRO Championships 2019 - Rnd 4 @ Donington Park

Reactive Parts MRO Powerbikes & Rookie 1000s

QUALIFYING - SECTOR ANALYSIS



SECTOR 1 = FL to I1, SECTOR 2 = I1 to FL, DIFF = Difference To Personal Best Lap, P = Crossed Finish Line in Pit Lane, D = Time Disallowed

1 -							11:37:30.776
2 -	57.949	30.569	1:28.518	80.48	9.146		11:38:59.294
3 -	53.960	28.940	1:22.900	85.94	3.528		11:40:22.194
4 -	53.190	27.938	1:21.128 (2)	87.81	1.756		11:41:43.322
5 -	53.158	28.028	1:21.186 (3)	87.75	1.814		11:43:04.508
6 -	52.428	1:07.831	2:00.259	59.24	40.887		11:45:04.767
7 -	57.792	28.141	1:25.933	82.90	6.561		11:46:30.700
8 -	52.919	28.585	1:21.504	87.41	2.132		11:47:52.204
9 -	51.967	27.405	1:19.372 (1)	89.76			11:49:11.576

P33 100 1000 James FEARN			Honda -			
IDEAL LAP TIME : 1:20.348		BEST LAP TIME : 1:20.506		DIFFERENCE : 0.158		
LAP	SECTOR 1	SECTOR 2	LAP TIME	MPH	DIFF	TIME OF DAY
1 -						11:37:11.716
2 -	58.958	30.452	1:29.410	79.68	8.904	11:38:41.126
3 -	56.422	28.753	1:25.175	83.64	4.669	11:40:06.301
4 -	55.910	28.699	1:24.609	84.20	4.103	11:41:30.910
5 -	54.503	28.632	1:23.135	85.69	2.629	11:42:54.045
6 -	53.981	28.319	1:22.300 (3)	86.56	1.794	11:44:16.345
7 -	55.200	27.658	1:22.858	85.98	2.352	11:45:39.203
8 -	53.133	27.392	1:20.525 (2)	88.47	0.019	11:46:59.728
9 -	52.956	27.550	1:20.506 (1)	88.49		11:48:20.234

P34 45 1000 Glenn SMITH			Kawasaki -			
IDEAL LAP TIME : 1:20.495		BEST LAP TIME : 1:20.658		DIFFERENCE : 0.163		
LAP	SECTOR 1	SECTOR 2	LAP TIME	MPH	DIFF	TIME OF DAY
1 -						11:36:55.680
2 -	58.829	29.305	1:28.134	80.83	7.476	11:38:23.814
3 -	56.480	29.336	1:25.816	83.02	5.158	11:39:49.630
4 -	52.662	28.252	1:20.914 (3)	88.05	0.256	11:41:10.544
5 -	52.461	28.197	1:20.658 (1)	88.33		11:42:31.202
6 -	53.305	28.686	1:21.991	86.89	1.333	11:43:53.193
7 -	52.917	28.114	1:21.031	87.92	0.373	11:45:14.224
8 -	52.643	28.034	1:20.677 (2)	88.31	0.019	11:46:34.901
9 -	52.971	29.549	1:22.520	86.33	1.862	11:47:57.421

P35 18 1000 Albert WILLISHER			Suzuki - willsher machinery ltd			
IDEAL LAP TIME : 1:21.604		BEST LAP TIME : 1:21.656		DIFFERENCE : 0.052		
LAP	SECTOR 1	SECTOR 2	LAP TIME	MPH	DIFF	TIME OF DAY
1 -						11:37:01.099
2 -	59.148	30.438	1:29.586	79.52	7.930	11:38:30.685
3 -	54.735	28.587	1:23.322	85.50	1.666	11:39:54.007
4 -	54.937	28.625	1:23.562	85.26	1.906	11:41:17.569
5 -	54.164	29.596	1:23.760	85.06	2.104	11:42:41.329
6 -	55.652	28.909	1:24.561	84.25	2.905	11:44:05.890
7 -	54.045	28.218	1:22.263 (2)	86.60	0.607	11:45:28.153
8 -	53.386	29.023	1:22.409 (3)	86.45	0.753	11:46:50.562
9 -	53.436	28.220	1:21.656 (1)	87.25		11:48:12.218
10 -	53.784	28.759	1:22.543	86.31	0.887	11:49:34.761

P36 707 1000 Stephen OKEEFFE			Kawasaki - None			
IDEAL LAP TIME : 1:21.040		BEST LAP TIME : 1:21.665		DIFFERENCE : 0.625		
LAP	SECTOR 1	SECTOR 2	LAP TIME	MPH	DIFF	TIME OF DAY
1 -						11:37:09.611
2 -	1:00.571	31.001	1:31.572	77.80	9.907	11:38:41.183
3 -	56.773	28.501	1:25.274	83.54	3.609	11:40:06.457
4 -	56.066	28.238	1:24.304	84.51	2.639	11:41:30.761
5 -	53.880	27.785	1:21.665 (1)	87.24		11:42:52.426
6 -	54.732	28.380	1:23.112	85.72	1.447	11:44:15.538
7 -	54.886	28.169	1:23.055	85.78	1.390	11:45:38.593

Weather / Track : Bright / Dry

Donington Park National
Circuit Length = 1.9790 miles
Start: 11:36 Flag 11:48 End: 11:50

BMCRC - MRO Championships 2019 - Rnd 4 @ Donington Park

Reactive Parts MRO Powerbikes & Rookie 1000s

QUALIFYING - SECTOR ANALYSIS



SECTOR 1 = FL to I1, SECTOR 2 = I1 to FL, DIFF = Difference To Personal Best Lap, P = Crossed Finish Line in Pit Lane, D = Time Disallowed

8 -	53.267	29.734	1:23.001 (3)	85.83	1.336	11:47:01.594
9 -	54.111	27.773	1:21.884 (2)	87.00	0.219	11:48:23.478

P37	421	1000	Daniel TINSLEY	Yamaha -		
IDEAL LAP TIME : 1:22.669		BEST LAP TIME : 1:22.669		DIFFERENCE : 0.000		
LAP	SECTOR 1	SECTOR 2	LAP TIME	MPH	DIFF	TIME OF DAY
1 -						11:37:00.660
2 -	1:02.620	30.104	1:32.724	76.83	10.055	11:38:33.384
3 -	58.323	28.835	1:27.158	81.74	4.489	11:40:00.542
4 -	55.438	28.130	1:23.568 (2)	85.25	0.899	11:41:24.110
5 -	54.707	27.962	1:22.669 (1)	86.18		11:42:46.779
6 -	55.309	28.893	1:24.202 (3)	84.61	1.533	11:44:10.981

P38	90	C	Dave NESTER	BMW -		
IDEAL LAP TIME : 1:22.592		BEST LAP TIME : 1:22.722		DIFFERENCE : 0.130		
LAP	SECTOR 1	SECTOR 2	LAP TIME	MPH	DIFF	TIME OF DAY
1 -						11:37:02.125
2 -	1:01.538	30.860	1:32.398	77.10	9.676	11:38:34.523
3 -	57.632	30.135	1:27.767	81.17	5.045	11:40:02.290
4 -	55.747	31.015	1:26.762	82.11	4.040	11:41:29.052
5 -	55.976	30.009	1:25.985	82.85	3.263	11:42:55.037
6 -	55.254	29.616	1:24.870 (3)	83.94	2.148	11:44:19.907
7 -	55.502	29.222	1:24.724 (2)	84.09	2.002	11:45:44.631
8 -	56.073	29.874	1:25.947	82.89	3.225	11:47:10.578
9 -	53.370	29.352	1:22.722 (1)	86.12		11:48:33.300

P39	841	1000	Shane YOUNG	Yamaha -		
IDEAL LAP TIME : 1:22.904		BEST LAP TIME : 1:23.450		DIFFERENCE : 0.546		
LAP	SECTOR 1	SECTOR 2	LAP TIME	MPH	DIFF	TIME OF DAY
1 -						11:37:26.466
2 -	1:01.141	32.896	1:34.037	75.76	10.587	11:39:00.503
3 -	57.811	30.173	1:27.984	80.97	4.534	11:40:28.487
4 -	55.615	29.846	1:25.461	83.36	2.011	11:41:53.948
5 -	55.293	29.264	1:24.557 (3)	84.25	1.107	11:43:18.505
6 -	54.268	29.182	1:23.450 (1)	85.37		11:44:41.955
7 -	53.722	30.020	1:23.742 (2)	85.07	0.292	11:46:05.697
8 -	53.819	IN PIT	1:32.647 P	76.90	9.197	11:47:38.344

P40	128	C	Kevin CLARKE	Suzuki -		
IDEAL LAP TIME : 1:24.505		BEST LAP TIME : 1:24.824		DIFFERENCE : 0.319		
LAP	SECTOR 1	SECTOR 2	LAP TIME	MPH	DIFF	TIME OF DAY
1 -						11:36:55.002
2 -	58.476	29.111	1:27.587	81.34	2.763	11:38:22.589
3 -	57.156	29.066	1:26.222 (3)	82.63	1.398	11:39:48.811
4 -	55.842	28.982	1:24.824 (1)	83.99		11:41:13.635
5 -	57.097	28.663	1:25.760 (2)	83.07	0.936	11:42:39.395
6 -	1:45.605	IN PIT	2:23.998 P	49.47	59.174	11:45:03.393

P41	801	1000	Stefan MARSHALL	Yamaha -		
IDEAL LAP TIME : 1:25.802		BEST LAP TIME : 1:26.042		DIFFERENCE : 0.240		
LAP	SECTOR 1	SECTOR 2	LAP TIME	MPH	DIFF	TIME OF DAY
1 -		IN PIT				11:38:26.070
2 -	OUTLAP	31.274	1:56.214	61.30	30.172	11:40:22.284
3 -	1:00.676	30.051	1:30.727	78.52	4.685	11:41:53.011
4 -	1:00.322	29.696	1:30.018	79.14	3.976	11:43:23.029
5 -	58.233	30.042	1:28.275	80.70	2.233	11:44:51.304
6 -	57.116	29.156	1:26.272 (2)	82.58	0.230	11:46:17.576
7 -	57.364	28.915	1:26.279 (3)	82.57	0.237	11:47:43.855
8 -	57.356	28.686	1:26.042 (1)	82.80		11:49:09.897

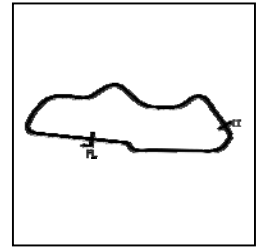
Weather / Track : Bright / Dry

Donington Park National
Circuit Length = 1.9790 miles
Start: 11:36 Flag 11:48 End: 11:50

BMCRC - MRO Championships 2019 - Rnd 4 @ Donington Park

Reactive Parts MRO Powerbikes & Rookie 1000s

QUALIFYING - SECTOR ANALYSIS



SECTOR 1 = FL to I1, SECTOR 2 = I1 to FL, DIFF = Difference To Personal Best Lap, P = Crossed Finish Line in Pit Lane, D = Time Disallowed

P42 711 1000		Craig WRIGHT		Kawasaki -			
IDEAL LAP TIME : 1:28.448		BEST LAP TIME : 1:29.156		DIFFERENCE : 0.708			
LAP	SECTOR 1	SECTOR 2	LAP TIME	MPH	DIFF	TIME OF DAY	
1 -		IN PIT				P 11:39:20.597	
2 -	OUTLAP	30.649	1:51.513	63.89	22.357	11:41:12.110	
3 -	1:00.361	30.481	1:30.842 (3)	78.42	1.686	11:42:42.952	
4 -	58.771	30.385	1:29.156 (1)	79.91		11:44:12.108	
5 -	59.275	31.018	1:30.293 (2)	78.90	1.137	11:45:42.401	
6 -	58.063	IN PIT	1:37.567 P	73.02	8.411	11:47:19.968	

P43 57 C		David MILLS		Kawasaki - A51 Racing			
IDEAL LAP TIME :		BEST LAP TIME :		DIFFERENCE :			
LAP	SECTOR 1	SECTOR 2	LAP TIME	MPH	DIFF	TIME OF DAY	
1 -		IN PIT				P 11:38:12.333	
2 -	OUTLAP	28.454	1:44.427	68.22		11:39:56.760	

BMCRC - MRO Championships 2019 - Rnd 4 @ Donington Park

Reactive Parts MRO Powerbikes & Rookie 1000s

QUALIFYING - BEST SECTORS

SECTOR 1			SECTOR 2			IDEAL / BEST COMPARISON						
POS	NO	NAME	TIME	NO	NAME	TIME	POS	NO	NAME	IDEAL	BEST	DIFF
									PERFECT LAP	1:11.255		
1	60	BAKER	46.427	60	BAKER	24.828	1	60	BAKER	1:11.255	1:11.613	0.358
2	29	BRIDGER	46.498	29	BRIDGER	24.944	2	29	BRIDGER	1:11.442	1:11.442	0.000
3	72	O'BRIEN	46.638	72	O'BRIEN	24.945	3	72	O'BRIEN	1:11.583	1:11.943	0.360
4	272	JOHNSON	46.968	272	JOHNSON	24.975	4	272	JOHNSON	1:11.943	1:11.943	0.000
5	16	WALSH	47.044	21	CROUCHER	24.988	5	40	PATMORE	1:12.598	1:12.598	0.000
6	40	PATMORE	47.493	40	PATMORE	25.105	6	16	WALSH	1:12.665	1:12.665	0.000
7	39	MORGAN	48.170	9	DIXON	25.512	7	21	CROUCHER	1:13.621	1:13.621	0.000
8	175	KENDLE	48.196	39	MORGAN	25.618	8	39	MORGAN	1:13.788	1:13.813	0.025
9	56	TUCKER	48.458	175	KENDLE	25.619	9	175	KENDLE	1:13.815	1:13.815	0.000
10	127	HINDLE	48.514	16	WALSH	25.621	10	9	DIXON	1:14.079	1:14.195	0.116
11	9	DIXON	48.567	127	HINDLE	25.657	11	127	HINDLE	1:14.171	1:14.171	0.000
12	21	CROUCHER	48.633	173	DRAPER	25.873	12	56	TUCKER	1:14.783	1:14.783	0.000
13	277	AVERRE	48.851	6	SHAILER	25.874	13	277	AVERRE	1:14.884	1:14.903	0.019
14	6	SHAILER	49.088	17	BAKER	25.954	14	6	SHAILER	1:14.962	1:14.962	0.000
15	98	DICKINSON	49.101	98	DICKINSON	25.993	15	98	DICKINSON	1:15.094	1:15.187	0.093
16	258	FRIEND	49.377	12	COMBRINCK	26.005	16	12	COMBRINCK	1:15.487	1:15.773	0.286
17	12	COMBRINCK	49.482	277	AVERRE	26.033	17	173	DRAPER	1:15.873	1:15.873	0.000
18	71	JENKINS	49.541	168	SUGDEN	26.184	18	258	FRIEND	1:15.874	1:15.874	0.000
19	35	CRESSWELL	49.666	56	TUCKER	26.325	19	35	CRESSWELL	1:16.033	1:16.376	0.343
20	168	SUGDEN	49.954	35	CRESSWELL	26.367	20	71	JENKINS	1:16.057	1:16.545	0.488
21	173	DRAPER	50.000	143	PALMER	26.376	21	168	SUGDEN	1:16.138	1:16.138	0.000
22	24	SMITH	50.069	46	GATES	26.445	22	17	BAKER	1:16.172	1:16.466	0.294
23	17	BAKER	50.218	258	FRIEND	26.497	23	24	SMITH	1:16.645	1:16.645	0.000
24	8	COUGHLAN	50.370	71	JENKINS	26.516	24	555	CHRISTOS	1:17.165	1:17.621	0.456
25	83	SIGGS	50.551	555	CHRISTOS	26.540	25	8	COUGHLAN	1:17.171	1:17.859	0.688
26	555	CHRISTOS	50.625	24	SMITH	26.576	26	83	SIGGS	1:17.337	1:17.337	0.000
27	96	TOUCEDA	50.835	13	PENNINGTON	26.781	27	46	GATES	1:17.607	1:17.738	0.131
28	46	GATES	51.162	83	SIGGS	26.786	28	96	TOUCEDA	1:17.874	1:18.326	0.452
29	75	MARLEY	51.541	8	COUGHLAN	26.801	29	143	PALMER	1:18.297	1:18.297	0.000
30	13	PENNINGTON	51.627	96	TOUCEDA	27.039	30	13	PENNINGTON	1:18.408	1:18.663	0.255
31	143	PALMER	51.921	75	MARLEY	27.290	31	75	MARLEY	1:18.831	1:19.036	0.205
32	611	DRAKE	51.967	100	FEARN	27.392	32	611	DRAKE	1:19.372	1:19.372	0.000
33	45	SMITH	52.461	611	DRAKE	27.405	33	100	FEARN	1:20.348	1:20.506	0.158
34	100	FEARN	52.956	707	OKEEFFE	27.773	34	45	SMITH	1:20.495	1:20.658	0.163
35	707	OKEEFFE	53.267	421	TINSLEY	27.962	35	707	OKEEFFE	1:21.040	1:21.665	0.625
36	90	NESTER	53.370	45	SMITH	28.034	36	18	WILLSHER	1:21.604	1:21.656	0.052
37	18	WILLSHER	53.386	18	WILLSHER	28.218	37	90	NESTER	1:22.592	1:22.722	0.130
38	841	YOUNG	53.722	57	MILLS	28.454	38	421	TINSLEY	1:22.669	1:22.669	0.000
39	421	TINSLEY	54.707	128	CLARKE	28.663	39	841	YOUNG	1:22.904	1:23.450	0.546
40	128	CLARKE	55.842	801	MARSHALL	28.686	40	128	CLARKE	1:24.505	1:24.824	0.319
41	801	MARSHALL	57.116	841	YOUNG	29.182	41	801	MARSHALL	1:25.802	1:26.042	0.240
42	711	WRIGHT	58.063	90	NESTER	29.222	42	711	WRIGHT	1:28.448	1:29.156	0.708
43				711	WRIGHT	30.385	43	57	MILLS			

Weather / Track : Bright / Dry

Donington Park National
Circuit Length = 1.9790 miles
Start: 11:36 Flag 11:48 End: 11:50

Results can be found at www.tsl-timing.com

Printed - 11:52 Saturday, 18 May 2019



RACE 2 - GRID (7 Laps)

ROW 12				34	188 Cecil DINSMORE							
ROW 11				33	116 Matthew WREN	32	57 David MILLS	31	128 Kevin CLARKE	1:24.824		
ROW 10	1:22.722	30	90 Dave NESTER	29	75 Paul MARLEY	1:19.036	28	13 Mark PENNINGTON	1:18.663			
ROW 9				27	96 Jose TOUCEDA	1:18.326	26	143 Steve PALMER	1:18.297	25	8 John COUGHLAN	1:17.859
ROW 8	1:17.738	24	46 Simon GATES	23	555 Dan CHRISTOS	1:17.621	22	83 Jason SIGGS	1:17.337			
ROW 7				21	24 Alan SMITH	1:16.645	20	17 Philip BAKER	1:16.466	19	35 Robert CRESSWELL	1:16.376
ROW 6	1:15.874	18	258 Ande FRIEND	17	173 Stephen DRAPER	1:15.873	16	12 David COMBRINCK	1:15.773			
ROW 5				15	98 Rick DICKINSON	1:15.187	14	6 Dan SHAILER	1:14.962	13	277 Adrian AVERRE	1:14.903
ROW 4	1:14.783	12	56 Simon TUCKER	11	9 Luke DIXON	1:14.195	10	127 George HINDLE	1:14.171			
ROW 3				9	175 Mark KENDLE	1:13.815	8	39 Max MORGAN	1:13.813	7	21 Jack CROUCHER	1:13.621
ROW 2	1:12.665	6	16 Glenn WALSH	5	40 Aiden PATMORE	1:12.598	4	72 Michael O'BRIEN	1:11.943			
ROW 1				3	272 Daniel JOHNSON	1:11.943	2	60 Peter BAKER	1:11.613	1	29 Mark BRIDGER	1:11.442

Pole

Donington Park National
Circuit Length = 1.9790 miles

These results are provisional until the conclusion of any judicial and technical matters.

Clerk Of Course :	Timekeeper :
-------------------	--------------

Results can be found at www.tsl-timing.com

Printed - 11:56 Saturday, 18 May 2019



BMCRC - MRO Championships 2019 - Rnd 4 @ Donington Park

Reactive Parts MRO Powerbikes inc Racebuykz.com Clubman 1000



RACE 2 - CLASSIFICATION

POS	NO	CL	PIC NAME	ENTRY	LAPS	TIME	GAP	DIFF	MPH	BEST	ON
1	72		1 Michael O'BRIEN	Yamaha -	4	4:46.576			98.96	1:10.346	3
2	60		2 Peter BAKER	Kawasaki - Dodfrey Engineering	4	4:48.025	1.449	1.449	98.47	1:10.816	2
3	29	C	1 Mark BRIDGER	Yamaha - Moremoto	4	4:55.515	8.939	7.490	95.97	1:12.709	2
4	39	C	2 Max MORGAN	Kawasaki -	4	4:56.070	9.494	0.555	95.79	1:12.447	2
5	175	C	3 Mark KENDLE	Kawasaki - LiMAR OILTOOLS	4	4:56.683	10.107	0.613	95.59	1:12.881	2
6	98		3 Rick DICKINSON	BMW - MotorcycleRaceParts.co.uk.co.uk	4	4:58.545	11.969	1.862	95.00	1:12.619	4
7	21		4 Jack CROUCHER	BMW - Trendy lofts	4	4:58.629	12.053	0.084	94.97	1:12.537	4
8	6		5 Dan SHAILER	Yamaha - McShailer Racing	4	5:02.872	16.296	4.243	93.64	1:14.082	3
9	17		6 Philip BAKER	BMW - Ashford accident repair center Godfrey plas	4	5:06.682	20.106	3.810	92.48	1:14.997	3
10	12		7 David COMBRINCK	Kawasaki -	4	5:07.425	20.849	0.743	92.25	1:14.500	3
11	143		8 Steve PALMER	Yamaha - 4C8/Mk1 Transit racing	4	5:10.020	23.444	2.595	91.48	1:14.485	3
12	24		9 Alan SMITH	Kawasaki - Orwells Mcs	4	5:10.874	24.298	0.854	91.23	1:15.155	3
13	277	C	4 Adrian AVERRE	Yamaha - Ryders Alley Racing	4	5:11.821	25.245	0.947	90.95	1:14.796	4
14	35	C	5 Robert CRESSWELL	Kawasaki - ODDJOBROB Racing	4	5:13.501	26.925	1.680	90.46	1:15.926	3
15	8		10 John COUGHLAN	Aprilia - BIKERSWORLD	4	5:13.754	27.178	0.253	90.39	1:14.860	3
16	258	C	6 Ande FRIEND	Kawasaki - Flying colours Motorcycle Training	4	5:15.438	28.862	1.684	89.91	1:15.140	4
17	57	C	7 David MILLS	Kawasaki - A51 Racing	4	5:17.313	30.737	1.875	89.38	1:15.809	3
18	46	C	8 Simon GATES	Kawasaki - Team Kawafati	4	5:17.398	30.822	0.085	89.35	1:16.451	3
19	83	C	9 Jason SIGGS	Yamaha - J Siggs Construction	4	5:20.847	34.271	3.449	88.39	1:17.654	3
20	13		11 Mark PENNINGTON	Suzuki - MP Racing	4	5:20.858	34.282	0.011	88.39	1:17.607	3
21	116		12 Matthew WREN	Suzuki - TBR performance	4	5:21.183	34.607	0.325	88.30	1:16.835	3
22	96		13 Jose TOUCEDA	Kawasaki - Cell2	4	5:26.978	40.402	5.795	86.74	1:18.816	4
23	75	C	10 Paul MARLEY	Kawasaki -	4	5:27.235	40.659	0.257	86.67	1:18.866	4
24	90	C	11 Dave NESTER	BMW -	4	5:44.276	57.700	17.041	82.38	1:22.918	2

NOT CLASSIFIED

DNF	128	C	Kevin CLARKE	Suzuki -	2	2:49.593	2 Laps	2 Laps	83.21	1:21.284	2
DNF	56	C	Simon TUCKER	Kawasaki - Area51racing	1	1:20.623	3 Laps	1 Lap	86.67		
DNF	555	C	Dan CHRISTOS	Kawasaki - Christos Commercials LTD	1	1:28.055	3 Laps	7.432	79.36		
DNF	173		Stephen DRAPER	Yamaha -	1	1:36.131	3 Laps	8.076	72.69		
DNF	9	C	Luke DIXON	BMW -	0						
DNF	127	C	George HINDLE	BMW - GDH Racing	0						

FASTEST LAP

72			Michael O'BRIEN	Yamaha -	3	1:10.346	101.27 mph	162.99 kph
39	C		Max MORGAN	Kawasaki -	2	1:12.447	98.34 mph	158.26 kph

Class - 92.5% of Race Speed = 91.53 mph
Class C - 92.5% of Race Speed = 88.77 mph

Donington Park National
Circuit Length = 1.9790 miles
Start: 15:11 Flag 15:16 End: 15:17

Weather / Track : Cloudy / Dry

These results are provisional until the conclusion of any judicial and technical matters.

Clerk Of Course :	Timekeeper :
-------------------	--------------

Results can be found at www.tsl-timing.com

Printed - 15:18 Saturday, 18 May 2019



BMCRC - MRO Championships 2019 - Rnd 4 @ Donington Park

Reactive Parts MRO Powerbikes inc Racebuykz.com Clubman 1000

RACE 2 - LAP CHART

LAP 1 @ 15:13:00.200

NO	BEHIND	LAP TIME
72		1:14.754
60	0.388	1:15.142
29	2.005	1:16.759
175	2.350	1:17.104
39	2.932	1:17.686
98	5.046	1:19.800
6	5.269	1:20.023
21	5.282	1:20.036
56	5.869	1:20.623
17	6.292	1:21.046
12	7.174	1:21.928
24	10.065	1:24.819
35	10.292	1:25.046
277	10.361	1:25.115
143	10.820	1:25.574
46	12.139	1:26.893
258	12.221	1:26.975
8	12.426	1:27.180
83	12.500	1:27.254
13	12.579	1:27.333
96	12.835	1:27.589
57	12.948	1:27.702
555	13.301	1:28.055
128	13.555	1:28.309
116	13.719	1:28.473
75	14.082	1:28.836
90	18.252	1:33.006
173	21.377	1:36.131 P

LAP 2 @ 15:14:10.898

NO	BEHIND	LAP TIME
72		1:10.698
60	0.506	1:10.816
29	4.016	1:12.709
175	4.533	1:12.881
39	4.681	1:12.447
98	7.762	1:13.414
21	7.902	1:13.318
6	8.854	1:14.283
17	10.804	1:15.210
12	11.799	1:15.323
24	14.969	1:15.602
143	15.236	1:15.114
35	15.770	1:16.176
277	16.158	1:16.495
8	18.507	1:16.779
46	18.683	1:17.242
258	18.860	1:17.337
83	19.658	1:17.856
13	19.847	1:17.966
57	19.946	1:17.696
116	21.313	1:18.292
96	22.879	1:20.742
75	23.280	1:19.896
128	24.141	1:21.284
90	30.472	1:22.918

LAP 3 @ 15:15:21.244

NO	BEHIND	LAP TIME
72		1:10.346
60	1.025	1:10.865

29	6.662	1:12.992
39	7.215	1:12.880
175	7.356	1:13.169
98	10.128	1:12.712
21	10.294	1:12.738
6	12.590	1:14.082
17	15.455	1:14.997
12	15.953	1:14.500
143	19.375	1:14.485
24	19.778	1:15.155
277	21.227	1:15.415
35	21.350	1:15.926
8	23.021	1:14.860
258	24.500	1:15.986
46	24.788	1:16.451
57	25.409	1:15.809
83	26.966	1:17.654
13	27.108	1:17.607
116	27.802	1:16.835
96	32.364	1:19.831
75	32.571	1:19.637
90	44.413	1:24.287

LAP 4 @ 15:16:32.022

NO	BEHIND	LAP TIME
72		1:10.778
60	1.449	1:11.202
29	8.939	1:13.055
39	9.494	1:13.057
175	10.107	1:13.529
98	11.969	1:12.619
21	12.053	1:12.537
6	16.296	1:14.484
17	20.106	1:15.429
12	20.849	1:15.674
143	23.444	1:14.847
24	24.298	1:15.298
277	25.245	1:14.796
35	26.925	1:16.353
8	27.178	1:14.935
258	28.862	1:15.140
57	30.737	1:16.106
46	30.822	1:16.812
83	34.271	1:18.083
13	34.282	1:17.952
116	34.607	1:17.583
96	40.402	1:18.816
75	40.659	1:18.866
90	57.700	1:24.065

Weather / Track : Cloudy / Dry

Results can be found at www.tsl-timing.com

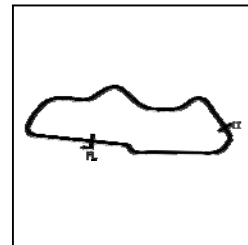
Donington Park National
Circuit Length = 1.9790 miles
Start: 15:11 Flag 15:16 End: 15:17

Printed - 15:27 Saturday, 18 May 2019

BMCRC - MRO Championships 2019 - Rnd 4 @ Donington Park

Reactive Parts MRO Powerbikes inc Racebuykz.com Clubman 1000

RACE 2 - SECTOR ANALYSIS



SECTOR 1 = FL to I1, SECTOR 2 = I1 to FL, DIFF = Difference To Personal Best Lap, P = Crossed Finish Line in Pit Lane, D = Time Disallowed

P1 72		Michael O'BRIEN		Yamaha -		
IDEAL LAP TIME : 1:10.346		BEST LAP TIME : 1:10.346		DIFFERENCE : 0.000		
LAP	SECTOR 1	SECTOR 2	LAP TIME	MPH	DIFF	TIME OF DAY
1 -		24.583	1:14.754	95.30	4.408	15:13:00.200
2 -	46.338	24.360	1:10.698 (2)	100.77	0.352	15:14:10.898
3 -	46.103	24.243	1:10.346 (1)	101.27		15:15:21.244
4 -	46.348	24.430	1:10.778 (3)	100.66	0.432	15:16:32.022

P2 60		Peter BAKER		Kawasaki - Dodfrey Engineering		
IDEAL LAP TIME : 1:10.500		BEST LAP TIME : 1:10.816		DIFFERENCE : 0.316		
LAP	SECTOR 1	SECTOR 2	LAP TIME	MPH	DIFF	TIME OF DAY
1 -		24.431	1:15.142	94.81	4.326	15:13:00.588
2 -	46.298	24.518	1:10.816 (1)	100.60		15:14:11.404
3 -	46.069	24.796	1:10.865 (2)	100.53	0.049	15:15:22.269
4 -	46.505	24.697	1:11.202 (3)	100.06	0.386	15:16:33.471

P3 29 C		Mark BRIDGER		Yamaha - Moremoto		
IDEAL LAP TIME : 1:12.666		BEST LAP TIME : 1:12.709		DIFFERENCE : 0.043		
LAP	SECTOR 1	SECTOR 2	LAP TIME	MPH	DIFF	TIME OF DAY
1 -		25.334	1:16.759	92.81	4.050	15:13:02.205
2 -	47.356	25.353	1:12.709 (1)	97.98		15:14:14.914
3 -	47.682	25.310	1:12.992 (2)	97.60	0.283	15:15:27.906
4 -	47.597	25.458	1:13.055 (3)	97.52	0.346	15:16:40.961

P4 39 C		Max MORGAN		Kawasaki -		
IDEAL LAP TIME : 1:12.334		BEST LAP TIME : 1:12.447		DIFFERENCE : 0.113		
LAP	SECTOR 1	SECTOR 2	LAP TIME	MPH	DIFF	TIME OF DAY
1 -		25.652	1:17.686	91.71	5.239	15:13:03.132
2 -	46.944	25.503	1:12.447 (1)	98.34		15:14:15.579
3 -	47.490	25.390	1:12.880 (2)	97.75	0.433	15:15:28.459
4 -	47.534	25.523	1:13.057 (3)	97.52	0.610	15:16:41.516

P5 175 C		Mark KENDLE		Kawasaki - LIMAR OILTOOLS		
IDEAL LAP TIME : 1:12.777		BEST LAP TIME : 1:12.881		DIFFERENCE : 0.104		
LAP	SECTOR 1	SECTOR 2	LAP TIME	MPH	DIFF	TIME OF DAY
1 -		25.502	1:17.104	92.40	4.223	15:13:02.550
2 -	47.275	25.606	1:12.881 (1)	97.75		15:14:15.431
3 -	47.428	25.741	1:13.169 (2)	97.37	0.288	15:15:28.600
4 -	47.811	25.718	1:13.529 (3)	96.89	0.648	15:16:42.129

P6 98		Rick DICKINSON		BMW - MotorcycleRaceParts.co.uk.co.uk		
IDEAL LAP TIME : 1:12.580		BEST LAP TIME : 1:12.619		DIFFERENCE : 0.039		
LAP	SECTOR 1	SECTOR 2	LAP TIME	MPH	DIFF	TIME OF DAY
1 -		25.802	1:19.800	89.28	7.181	15:13:05.246
2 -	47.697	25.717	1:13.414 (3)	97.04	0.795	15:14:18.660
3 -	47.379	25.333	1:12.712 (2)	97.98	0.093	15:15:31.372
4 -	47.418	25.201	1:12.619 (1)	98.10		15:16:43.991

P7 21		Jack CROUCHER		BMW - Trendy lofts		
IDEAL LAP TIME : 1:12.526		BEST LAP TIME : 1:12.537		DIFFERENCE : 0.011		
LAP	SECTOR 1	SECTOR 2	LAP TIME	MPH	DIFF	TIME OF DAY
1 -		25.338	1:20.036	89.01	7.499	15:13:05.482
2 -	47.978	25.340	1:13.318 (3)	97.17	0.781	15:14:18.800
3 -	47.645	25.093	1:12.738 (2)	97.94	0.201	15:15:31.538
4 -	47.656	24.881	1:12.537 (1)	98.22		15:16:44.075

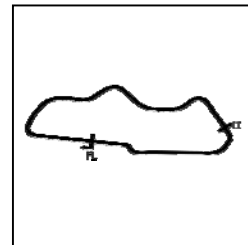
Weather / Track : Cloudy / Dry

Donington Park National
Circuit Length = 1.9790 miles
Start: 15:11 Flag 15:16 End: 15:17

BMCRC - MRO Championships 2019 - Rnd 4 @ Donington Park

Reactive Parts MRO Powerbikes inc Racebuykz.com Clubman 1000

RACE 2 - SECTOR ANALYSIS



SECTOR 1 = FL to I1, SECTOR 2 = I1 to FL, DIFF = Difference To Personal Best Lap, P = Crossed Finish Line in Pit Lane, D = Time Disallowed

P8 6		Dan SHAILER		Yamaha - McShailer Racing		
IDEAL LAP TIME : 1:14.082		BEST LAP TIME : 1:14.082		DIFFERENCE : 0.000		
LAP	SECTOR 1	SECTOR 2	LAP TIME	MPH	DIFF	TIME OF DAY
1 -		26.293	1:20.023	89.03	5.941	15:13:05.469
2 -	48.550	25.733	1:14.283 (2)	95.91	0.201	15:14:19.752
3 -	48.463	25.619	1:14.082 (1)	96.17		15:15:33.834
4 -	48.598	25.886	1:14.484 (3)	95.65	0.402	15:16:48.318

P9 17		Philip BAKER		BMW - Ashford accident repair center Godfrey plastering servic		
IDEAL LAP TIME : 1:14.768		BEST LAP TIME : 1:14.997		DIFFERENCE : 0.229		
LAP	SECTOR 1	SECTOR 2	LAP TIME	MPH	DIFF	TIME OF DAY
1 -		25.912	1:21.046	87.90	6.049	15:13:06.492
2 -	49.536	25.674	1:15.210 (2)	94.72	0.213	15:14:21.702
3 -	49.203	25.794	1:14.997 (1)	94.99		15:15:36.699
4 -	49.094	26.335	1:15.429 (3)	94.45	0.432	15:16:52.128

P10 12		David COMBRINCK		Kawasaki -		
IDEAL LAP TIME : 1:14.420		BEST LAP TIME : 1:14.500		DIFFERENCE : 0.080		
LAP	SECTOR 1	SECTOR 2	LAP TIME	MPH	DIFF	TIME OF DAY
1 -		26.032	1:21.928	86.96	7.428	15:13:07.374
2 -	48.929	26.394	1:15.323 (2)	94.58	0.823	15:14:22.697
3 -	48.388	26.112	1:14.500 (1)	95.63		15:15:37.197
4 -	49.270	26.404	1:15.674 (3)	94.14	1.174	15:16:52.871

P11 143		Steve PALMER		Yamaha - 4C8/Mk1 Transit racing		
IDEAL LAP TIME : 1:14.242		BEST LAP TIME : 1:14.485		DIFFERENCE : 0.243		
LAP	SECTOR 1	SECTOR 2	LAP TIME	MPH	DIFF	TIME OF DAY
1 -		27.677	1:25.574	83.25	11.089	15:13:11.020
2 -	49.215	25.899	1:15.114 (3)	94.85	0.629	15:14:26.134
3 -	48.343	26.142	1:14.485 (1)	95.65		15:15:40.619
4 -	48.619	26.228	1:14.847 (2)	95.18	0.362	15:16:55.466

P12 24		Alan SMITH		Kawasaki - Orwells Mcs		
IDEAL LAP TIME : 1:14.889		BEST LAP TIME : 1:15.155		DIFFERENCE : 0.266		
LAP	SECTOR 1	SECTOR 2	LAP TIME	MPH	DIFF	TIME OF DAY
1 -		28.244	1:24.819	83.99	9.664	15:13:10.265
2 -	49.094	26.508	1:15.602 (3)	94.23	0.447	15:14:25.867
3 -	49.169	25.986	1:15.155 (1)	94.79		15:15:41.022
4 -	48.903	26.395	1:15.298 (2)	94.61	0.143	15:16:56.320

P13 277 C		Adrian AVERRE		Yamaha - Ryders Alley Racing		
IDEAL LAP TIME : 1:14.796		BEST LAP TIME : 1:14.796		DIFFERENCE : 0.000		
LAP	SECTOR 1	SECTOR 2	LAP TIME	MPH	DIFF	TIME OF DAY
1 -		27.775	1:25.115	83.70	10.319	15:13:10.561
2 -	50.265	26.230	1:16.495 (3)	93.13	1.699	15:14:27.056
3 -	49.480	25.935	1:15.415 (2)	94.47	0.619	15:15:42.471
4 -	49.047	25.749	1:14.796 (1)	95.25		15:16:57.267

P14 35 C		Robert CRESSWELL		Kawasaki - ODDJOBROB Racing		
IDEAL LAP TIME : 1:15.805		BEST LAP TIME : 1:15.926		DIFFERENCE : 0.121		
LAP	SECTOR 1	SECTOR 2	LAP TIME	MPH	DIFF	TIME OF DAY
1 -		28.551	1:25.046	83.77	9.120	15:13:10.492
2 -	49.909	26.267	1:16.176 (2)	93.52	0.250	15:14:26.668
3 -	49.538	26.388	1:15.926 (1)	93.83		15:15:42.594
4 -	49.936	26.417	1:16.353 (3)	93.31	0.427	15:16:58.947

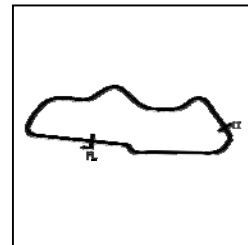
Weather / Track : Cloudy / Dry

Donington Park National
Circuit Length = 1.9790 miles
Start: 15:11 Flag 15:16 End: 15:17

BMCRC - MRO Championships 2019 - Rnd 4 @ Donington Park

Reactive Parts MRO Powerbikes inc Racebuykz.com Clubman 1000

RACE 2 - SECTOR ANALYSIS



SECTOR 1 = FL to I1, SECTOR 2 = I1 to FL, DIFF = Difference To Personal Best Lap, P = Crossed Finish Line in Pit Lane, D = Time Disallowed

P15 8		John COUGHLAN		Aprilia - BIKERSWORLD		
IDEAL LAP TIME : 1:14.740		BEST LAP TIME : 1:14.860		DIFFERENCE : 0.120		
LAP	SECTOR 1	SECTOR 2	LAP TIME	MPH	DIFF	TIME OF DAY
1 -		27.634	1:27.180	81.72	12.320	15:13:12.626
2 -	50.156	26.623	1:16.779 (3)	92.79	1.919	15:14:29.405
3 -	48.822	26.038	1:14.860 (1)	95.17		15:15:44.265
4 -	48.702	26.233	1:14.935 (2)	95.07	0.075	15:16:59.200

P16 258 C		Ande FRIEND		Kawasaki - Flying colours Motorcycle Training		
IDEAL LAP TIME : 1:15.115		BEST LAP TIME : 1:15.140		DIFFERENCE : 0.025		
LAP	SECTOR 1	SECTOR 2	LAP TIME	MPH	DIFF	TIME OF DAY
1 -		30.890	1:26.975	81.91	11.835	15:13:12.421
2 -	50.912	26.425	1:17.337 (3)	92.12	2.197	15:14:29.758
3 -	49.391	26.595	1:15.986 (2)	93.76	0.846	15:15:45.744
4 -	48.690	26.450	1:15.140 (1)	94.81		15:17:00.884

P17 57 C		David MILLS		Kawasaki - A51 Racing		
IDEAL LAP TIME : 1:15.599		BEST LAP TIME : 1:15.809		DIFFERENCE : 0.210		
LAP	SECTOR 1	SECTOR 2	LAP TIME	MPH	DIFF	TIME OF DAY
1 -		29.544	1:27.702	81.23	11.893	15:13:13.148
2 -	51.413	26.283	1:17.696 (3)	91.69	1.887	15:14:30.844
3 -	49.687	26.122	1:15.809 (1)	93.98		15:15:46.653
4 -	49.477	26.629	1:16.106 (2)	93.61	0.297	15:17:02.759

P18 46 C		Simon GATES		Kawasaki - Team Kawafati		
IDEAL LAP TIME : 1:16.363		BEST LAP TIME : 1:16.451		DIFFERENCE : 0.088		
LAP	SECTOR 1	SECTOR 2	LAP TIME	MPH	DIFF	TIME OF DAY
1 -		28.512	1:26.893	81.99	10.442	15:13:12.339
2 -	50.682	26.560	1:17.242 (3)	92.23	0.791	15:14:29.581
3 -	49.803	26.648	1:16.451 (1)	93.19		15:15:46.032
4 -	50.229	26.583	1:16.812 (2)	92.75	0.361	15:17:02.844

P19 83 C		Jason SIGGS		Yamaha - J Siggs Construction		
IDEAL LAP TIME : 1:17.429		BEST LAP TIME : 1:17.654		DIFFERENCE : 0.225		
LAP	SECTOR 1	SECTOR 2	LAP TIME	MPH	DIFF	TIME OF DAY
1 -		28.094	1:27.254	81.65	9.600	15:13:12.700
2 -	51.281	26.575	1:17.856 (2)	91.51	0.202	15:14:30.556
3 -	50.854	26.800	1:17.654 (1)	91.74		15:15:48.210
4 -	50.950	27.133	1:18.083 (3)	91.24	0.429	15:17:06.293

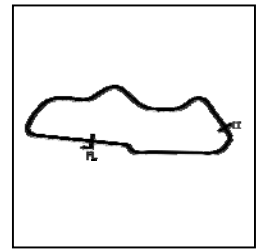
P20 13		Mark PENNINGTON		Suzuki - MP Racing		
IDEAL LAP TIME : 1:17.414		BEST LAP TIME : 1:17.607		DIFFERENCE : 0.193		
LAP	SECTOR 1	SECTOR 2	LAP TIME	MPH	DIFF	TIME OF DAY
1 -		27.999	1:27.333	81.57	9.726	15:13:12.779
2 -	51.484	26.482	1:17.966 (3)	91.38	0.359	15:14:30.745
3 -	50.932	26.675	1:17.607 (1)	91.80		15:15:48.352
4 -	51.000	26.952	1:17.952 (2)	91.39	0.345	15:17:06.304

P21 116		Matthew WREN		Suzuki - TBR performance		
IDEAL LAP TIME : 1:16.623		BEST LAP TIME : 1:16.835		DIFFERENCE : 0.212		
LAP	SECTOR 1	SECTOR 2	LAP TIME	MPH	DIFF	TIME OF DAY
1 -		27.802	1:28.473	80.52	11.638	15:13:13.919
2 -	51.236	27.056	1:18.292 (3)	91.00	1.457	15:14:32.211
3 -	50.614	26.221	1:16.835 (1)	92.72		15:15:49.046
4 -	50.402	27.181	1:17.583 (2)	91.83	0.748	15:17:06.629

Weather / Track : Cloudy / Dry

Donington Park National
Circuit Length = 1.9790 miles
Start: 15:11 Flag 15:16 End: 15:17

BMCRC - MRO Championships 2019 - Rnd 4 @ Donington Park
Reactive Parts MRO Powerbikes inc Racebuykz.com Clubman 1000
RACE 2 - SECTOR ANALYSIS



SECTOR 1 = FL to I1, SECTOR 2 = I1 to FL, DIFF = Difference To Personal Best Lap, P = Crossed Finish Line in Pit Lane, D = Time Disallowed

P22	96	Jose TOUCEDA	Kawasaki - Cell2			
IDEAL LAP TIME : 1:18.816		BEST LAP TIME : 1:18.816	DIFFERENCE : 0.000			
LAP	SECTOR 1	SECTOR 2	LAP TIME	MPH	DIFF	TIME OF DAY
1 -		28.750	1:27.589	81.34	8.773	15:13:13.035
2 -	51.870	28.872	1:20.742 (3)	88.23	1.926	15:14:33.777
3 -	51.988	27.843	1:19.831 (2)	89.24	1.015	15:15:53.608
4 -	51.236	27.580	1:18.816 (1)	90.39		15:17:12.424

P23	75 C	Paul MARLEY	Kawasaki -			
IDEAL LAP TIME : 1:18.699		BEST LAP TIME : 1:18.866	DIFFERENCE : 0.167			
LAP	SECTOR 1	SECTOR 2	LAP TIME	MPH	DIFF	TIME OF DAY
1 -		28.216	1:28.836	80.19	9.970	15:13:14.282
2 -	52.613	27.283	1:19.896 (3)	89.17	1.030	15:14:34.178
3 -	52.201	27.436	1:19.637 (2)	89.46	0.771	15:15:53.815
4 -	51.416	27.450	1:18.866 (1)	90.33		15:17:12.681

P24	90 C	Dave NESTER	BMW -			
IDEAL LAP TIME : 1:22.918		BEST LAP TIME : 1:22.918	DIFFERENCE : 0.000			
LAP	SECTOR 1	SECTOR 2	LAP TIME	MPH	DIFF	TIME OF DAY
1 -		29.484	1:33.006	76.60	10.088	15:13:18.452
2 -	53.922	28.996	1:22.918 (1)	85.92		15:14:41.370
3 -	54.921	29.366	1:24.287 (3)	84.52	1.369	15:16:05.657
4 -	54.614	29.451	1:24.065 (2)	84.75	1.147	15:17:29.722

P25	128 C	Kevin CLARKE	Suzuki -			
IDEAL LAP TIME : 1:21.284		BEST LAP TIME : 1:21.284	DIFFERENCE : 0.000			
LAP	SECTOR 1	SECTOR 2	LAP TIME	MPH	DIFF	TIME OF DAY
1 -		28.151	1:28.309	80.67	7.025	15:13:13.755
2 -	53.690	27.594	1:21.284 (1)	87.65		15:14:35.039

P26	56 C	Simon TUCKER	Kawasaki - Area51racing			
IDEAL LAP TIME :		BEST LAP TIME :	DIFFERENCE :			
LAP	SECTOR 1	SECTOR 2	LAP TIME	MPH	DIFF	TIME OF DAY
1 -		26.236	1:20.623	88.36		15:13:06.069

P27	555 C	Dan CHRISTOS	Kawasaki - Christos Commercials LTD			
IDEAL LAP TIME :		BEST LAP TIME :	DIFFERENCE :			
LAP	SECTOR 1	SECTOR 2	LAP TIME	MPH	DIFF	TIME OF DAY
1 -		30.405	1:28.055	80.91		15:13:13.501

P28	173	Stephen DRAPER	Yamaha -			
IDEAL LAP TIME :		BEST LAP TIME :	DIFFERENCE :			
LAP	SECTOR 1	SECTOR 2	LAP TIME	MPH	DIFF	TIME OF DAY
1 -		IN PIT	1:36.131 P	74.11		15:13:21.577

BMCRC - MRO Championships 2019 - Rnd 4 @ Donington Park

Reactive Parts MRO Powerbikes inc Racebuykz.com Clubman 1000

RACE 2 - BEST SECTORS

SECTOR 1			SECTOR 2			IDEAL / BEST COMPARISON						
POS	NO	NAME	TIME	NO	NAME	TIME	POS	NO	NAME	IDEAL	BEST	DIFF
									PERFECT LAP	1:10.312		
1	60	BAKER	46.069	72	O'BRIEN	24.243	1	72	O'BRIEN	1:10.346	1:10.346	0.000
2	72	O'BRIEN	46.103	60	BAKER	24.431	2	60	BAKER	1:10.500	1:10.816	0.316
3	39	MORGAN	46.944	21	CROUCHER	24.881	3	39	MORGAN	1:12.334	1:12.447	0.113
4	175	KENDLE	47.275	98	DICKINSON	25.201	4	21	CROUCHER	1:12.526	1:12.537	0.011
5	29	BRIDGER	47.356	29	BRIDGER	25.310	5	98	DICKINSON	1:12.580	1:12.619	0.039
6	98	DICKINSON	47.379	39	MORGAN	25.390	6	29	BRIDGER	1:12.666	1:12.709	0.043
7	21	CROUCHER	47.645	175	KENDLE	25.502	7	175	KENDLE	1:12.777	1:12.881	0.104
8	143	PALMER	48.343	6	SHAILER	25.619	8	6	SHAILER	1:14.082	1:14.082	0.000
9	12	COMBRINCK	48.388	17	BAKER	25.674	9	143	PALMER	1:14.242	1:14.485	0.243
10	6	SHAILER	48.463	277	AVERRE	25.749	10	12	COMBRINCK	1:14.420	1:14.500	0.080
11	258	FRIEND	48.690	143	PALMER	25.899	11	8	COUGHLAN	1:14.740	1:14.860	0.120
12	8	COUGHLAN	48.702	24	SMITH	25.986	12	17	BAKER	1:14.768	1:14.997	0.229
13	24	SMITH	48.903	12	COMBRINCK	26.032	13	277	AVERRE	1:14.796	1:14.796	0.000
14	277	AVERRE	49.047	8	COUGHLAN	26.038	14	24	SMITH	1:14.889	1:15.155	0.266
15	17	BAKER	49.094	57	MILLS	26.122	15	258	FRIEND	1:15.115	1:15.140	0.025
16	57	MILLS	49.477	116	WREN	26.221	16	57	MILLS	1:15.599	1:15.809	0.210
17	35	CRESSWELL	49.538	56	TUCKER	26.236	17	35	CRESSWELL	1:15.805	1:15.926	0.121
18	46	GATES	49.803	35	CRESSWELL	26.267	18	46	GATES	1:16.363	1:16.451	0.088
19	116	WREN	50.402	258	FRIEND	26.425	19	116	WREN	1:16.623	1:16.835	0.212
20	83	SIGGS	50.854	13	PENNINGTON	26.482	20	13	PENNINGTON	1:17.414	1:17.607	0.193
21	13	PENNINGTON	50.932	46	GATES	26.560	21	83	SIGGS	1:17.429	1:17.654	0.225
22	96	TOUCEDA	51.236	83	SIGGS	26.575	22	75	MARLEY	1:18.699	1:18.866	0.167
23	75	MARLEY	51.416	75	MARLEY	27.283	23	96	TOUCEDA	1:18.816	1:18.816	0.000
24	128	CLARKE	53.690	96	TOUCEDA	27.580	24	128	CLARKE	1:21.284	1:21.284	0.000
25	90	NESTER	53.922	128	CLARKE	27.594	25	90	NESTER	1:22.918	1:22.918	0.000
26				90	NESTER	28.996	26	173	DRAPER			
27				555	CHRISTOS	30.405	27	56	TUCKER			
28							28	555	CHRISTOS			
29												
30												

Weather / Track : Cloudy / Dry

Results can be found at www.tsl-timing.com

Donington Park National
 Circuit Length = 1.9790 miles
 Start: 15:11 Flag 15:16 End: 15:17

Printed - 15:26 Saturday, 18 May 2019



RACE 2 - GRID (10 Laps)

ROW 12	1		1		34	188 Cecil DINSMORE	
ROW 11		33	16 Glenn WALSH	32	40 Aiden PATMORE	31	272 Daniel JOHNSON
ROW 10	30	127 George HINDLE	29	9 Luke DIXON	28	173 Stephen DRAPER	
ROW 9		27	555 Dan CHRISTOS	26	56 Simon TUCKER	25	90 Dave NESTER 1:22.918
ROW 8	24	128 Kevin CLARKE 1:21.284	23	75 Paul MARLEY 1:18.866	22	96 Jose TOUCEDA 1:18.816	
ROW 7		21	83 Jason SIGGS 1:17.654	20	13 Mark PENNINGTON 1:17.607	19	116 Matthew WREN 1:16.835
ROW 6	18	46 Simon GATES 1:16.451	17	35 Robert CRESSWELL 1:15.926	16	57 David MILLS 1:15.809	
ROW 5		15	24 Alan SMITH 1:15.155	14	258 Ande FRIEND 1:15.140	13	17 Philip BAKER 1:14.997
ROW 4	12	8 John COUGHLAN 1:14.860	11	277 Adrian AVERRE 1:14.796	10	12 David COMBRINCK 1:14.500	
ROW 3		9	143 Steve PALMER 1:14.485	8	6 Dan SHAILER 1:14.082	7	175 Mark KENDLE 1:12.881
ROW 2	6	29 Mark BRIDGER 1:12.709	5	98 Rick DICKINSON 1:12.619	4	21 Jack CROUCHER 1:12.537	
ROW 1		3	39 Max MORGAN 1:12.447	2	60 Peter BAKER 1:10.816	1	72 Michael O'BRIEN 1:10.346 Pole

Donington Park National
Circuit Length = 1.9790 miles

These results are provisional until the conclusion of any judicial and technical matters.

Clerk Of Course :	Timekeeper :
-------------------	--------------

Results can be found at www.tsl-timing.com

Printed - 15:24 Saturday, 18 May 2019



BMCRC - MRO Championships 2019 - Rnd 4 @ Donington Park

Reactive Parts MRO Powerbikes inc Racebuykz.com Clubman 1000



RACE 2 - CLASSIFICATION

POS	NO	CL	PIC NAME	ENTRY	LAPS	TIME	GAP	DIFF	MPH	BEST	ON
1	72		1 Michael O'BRIEN	Yamaha -	10	11:50.235			100.12	1:09.760	5
2	60		2 Peter BAKER	Kawasaki - Dodfrey Engineering	10	11:56.152	5.917	5.917	99.29	1:10.319	4
3	29*	C	1 Mark BRIDGER	Yamaha - Moremoto	10	12:05.478	15.243	9.326	98.01	1:11.183	6
4	39	C	2 Max MORGAN	Kawasaki -	10	12:07.997	17.762	2.519	97.67	1:11.744	6
5	143		3 Steve PALMER	Yamaha - 4C8/Mk1 Transit racing	10	12:11.871	21.636	3.874	97.16	1:11.728	4
6	98		4 Rick DICKINSON	BMW - MotorcycleRaceParts.co.uk.co.uk	10	12:15.848	25.613	3.977	96.63	1:12.423	6
7	175	C	3 Mark KENDLE	Kawasaki - LIMAR OILTOOLS	10	12:25.513	35.278	9.665	95.38	1:12.695	4
8	17		5 Philip BAKER	BMW - Ashford accident repair center Godfrey plas	10	12:29.697	39.462	4.184	94.85	1:13.589	10
9	56	C	4 Simon TUCKER	Kawasaki - Area51racing	10	12:30.270	40.035	0.573	94.77	1:13.347	5
10	6		6 Dan SHAILER	Yamaha - McShailer Racing	10	12:30.736	40.501	0.466	94.72	1:14.120	7
11	258	C	5 Ande FRIEND	Kawasaki - Flying colours Motorcycle Training	10	12:31.545	41.310	0.809	94.61	1:13.954	5
12	8		7 John COUGHLAN	Aprilia - BIKERSWORLD	10	12:31.615	41.380	0.070	94.60	1:13.670	3
13	277	C	6 Adrian AVERRE	Yamaha - Ryders Alley Racing	10	12:32.322	42.087	0.707	94.52	1:14.107	8
14	24		8 Alan SMITH	Kawasaki - Orwells Mcs	10	12:37.248	47.013	4.926	93.90	1:14.248	9
15	40		9 Aiden PATMORE	Kawasaki - TBR Performance/NW Roofing	10	12:38.460	48.225	1.212	93.75	1:12.403	10
16	127	C	7 George HINDLE	BMW - GDH Racing	10	12:39.096	48.861	0.636	93.67	1:13.456	9
17	12		10 David COMBRINCK	Kawasaki -	10	12:42.564	52.329	3.468	93.25	1:15.002	6
18	35	C	8 Robert CRESSWELL	Kawasaki - ODDJOBROB Racing	10	12:42.782	52.547	0.218	93.22	1:14.891	9
19	57	C	9 David MILLS	Kawasaki - A51 Racing	10	12:42.898	52.663	0.116	93.21	1:14.040	6
20	46	C	10 Simon GATES	Kawasaki - Team Kawafati	10	12:42.954	52.719	0.056	93.20	1:15.225	10
21	9	C	11 Luke DIXON	BMW -	10	12:47.009	56.774	4.055	92.71	1:14.201	5
22	555	C	12 Dan CHRISTOS	Kawasaki - Christos Commercials LTD	10	13:01.190	1:10.955	14.181	91.02	1:16.078	8
23	13		11 Mark PENNINGTON	Suzuki - MP Racing	10	13:01.374	1:11.139	0.184	91.00	1:16.224	10
24	116		12 Matthew WREN	Suzuki - TBR performance	10	13:06.207	1:15.972	4.833	90.44	1:17.131	5
25	83	C	13 Jason SIGGS	Yamaha - J Siggs Construction	10	13:06.663	1:16.428	0.456	90.39	1:16.924	4
26	75	C	14 Paul MARLEY	Kawasaki -	10	13:07.636	1:17.401	0.973	90.28	1:16.898	6
27	188	C	15 Cecil DINSMORE	Suzuki - KnC Racing	9	12:03.073	1 Lap	1 Lap	88.49	1:18.700	6
28	90	C	16 Dave NESTER	BMW -	9	12:09.194	1 Lap	6.121	87.74	1:18.942	4
29	128	C	17 Kevin CLARKE	Suzuki -	9	12:20.530	1 Lap	11.336	86.40	1:20.807	6

NOT CLASSIFIED

DNF	96		Jose TOUCEDA	Kawasaki - Cell2	7	9:32.967	3 Laps	2 Laps	86.80	1:17.662	4
DNF	21		Jack CROUCHER	BMW - Trendy lofts	6	7:18.760	4 Laps	1 Lap	97.11	1:11.250	6

FASTEST LAP

72			Michael O'BRIEN	Yamaha -	5	1:09.760	102.13 mph	164.36 kph
29	C		Mark BRIDGER	Yamaha - Moremoto	6	1:11.183	100.08 mph	161.07 kph

No. 29 - Please fit a working transponder
 Class - 92.5% of Race Speed = 92.61 mph
 Class C - 92.5% of Race Speed = 90.65 mph

Donington Park National
 Circuit Length = 1.9790 miles
 Start: 09:45 Flag 09:57 End: 09:59

Weather / Track : Bright / Dry

These results are provisional until the conclusion of any judicial and technical matters.

Clerk Of Course :	Timekeeper :
-------------------	--------------

Results can be found at www.tsl-timing.com

Printed - 10:00 Sunday, 19 May 2019



BMCRC - MRO Championships 2019 - Rnd 4 @ Donington Park

Reactive Parts MRO Powerbikes inc Racebuykz.com Clubman 1000

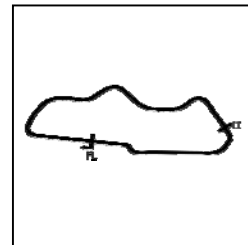
RACE 2 - LAP CHART

35	52.547	1:16.059
57	52.663	1:15.318
46	52.719	1:15.225
9	56.774	1:16.385
555	1:10.955	1:16.160
13	1:11.139	1:16.224
116	1:15.972	1:17.624
83	1:16.428	1:18.189
75	1:17.401	1:18.774

BMCRC - MRO Championships 2019 - Rnd 4 @ Donington Park

Reactive Parts MRO Powerbikes inc Racebuykz.com Clubman 1000

RACE 2 - SECTOR ANALYSIS



SECTOR 1 = FL to I1, SECTOR 2 = I1 to FL, DIFF = Difference To Personal Best Lap, P = Crossed Finish Line in Pit Lane, D = Time Disallowed

P1 72		Michael O'BRIEN		Yamaha -		
IDEAL LAP TIME : 1:09.726		BEST LAP TIME : 1:09.760		DIFFERENCE : 0.034		
LAP	SECTOR 1	SECTOR 2	LAP TIME	MPH	DIFF	TIME OF DAY
1 -		24.636	1:16.170	93.53	6.410	09:47:16.117
2 -	46.226	24.372	1:10.598	100.91	0.838	09:48:26.715
3 -	45.971	24.221	1:10.192	101.50	0.432	09:49:36.907
4 -	45.582	24.267	1:09.849 (2)	102.00	0.089	09:50:46.756
5 -	45.587	24.173	1:09.760 (1)	102.13		09:51:56.516
6 -	45.783	24.144	1:09.927 (3)	101.88	0.167	09:53:06.443
7 -	45.946	24.441	1:10.387	101.22	0.627	09:54:16.830
8 -	46.308	24.888	1:11.196	100.07	1.436	09:55:28.026
9 -	46.462	24.561	1:11.023	100.31	1.263	09:56:39.049
10 -	46.464	24.669	1:11.133	100.15	1.373	09:57:50.182

P2 60		Peter BAKER		Kawasaki - Dodfrey Engineering		
IDEAL LAP TIME : 1:10.317		BEST LAP TIME : 1:10.319		DIFFERENCE : 0.002		
LAP	SECTOR 1	SECTOR 2	LAP TIME	MPH	DIFF	TIME OF DAY
1 -		24.952	1:16.279	93.40	5.960	09:47:16.226
2 -	46.215	24.682	1:10.897	100.49	0.578	09:48:27.123
3 -	45.872	24.512	1:10.384 (2)	101.22	0.065	09:49:37.507
4 -	45.805	24.514	1:10.319 (1)	101.31		09:50:47.826
5 -	46.137	24.794	1:10.931	100.44	0.612	09:51:58.757
6 -	46.092	24.709	1:10.801 (3)	100.62	0.482	09:53:09.558
7 -	46.454	24.871	1:11.325	99.88	1.006	09:54:20.883
8 -	46.919	24.930	1:11.849	99.16	1.530	09:55:32.732
9 -	46.624	24.907	1:11.531	99.60	1.212	09:56:44.263
10 -	46.979	24.857	1:11.836	99.17	1.517	09:57:56.099

P3 29 C		Mark BRIDGER		Yamaha - Moremoto		
IDEAL LAP TIME :		BEST LAP TIME : 1:11.183		DIFFERENCE :		
LAP	SECTOR 1	SECTOR 2	LAP TIME	MPH	DIFF	TIME OF DAY
1 -			1:17.957	91.39	6.774	09:47:17.904
2 -			1:11.463 (2)	99.69	0.280	09:48:29.367
3 -			1:11.921	99.06	0.738	09:49:41.288
4 -			1:11.743	99.30	0.560	09:50:53.031
5 -			1:11.620 (3)	99.47	0.437	09:52:04.651
6 -			1:11.183 (1)	100.08		09:53:15.834
7 -			1:11.668	99.41	0.485	09:54:27.502
8 -			1:12.208	98.66	1.025	09:55:39.710
9 -			1:12.300	98.54	1.117	09:56:52.010
10 -			1:13.415	97.04	2.232	09:58:05.425

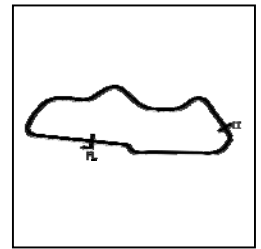
P4 39 C		Max MORGAN		Kawasaki -		
IDEAL LAP TIME : 1:11.527		BEST LAP TIME : 1:11.744		DIFFERENCE : 0.217		
LAP	SECTOR 1	SECTOR 2	LAP TIME	MPH	DIFF	TIME OF DAY
1 -		25.633	1:17.891	91.46	6.147	09:47:17.838
2 -	47.300	25.456	1:12.756	97.92	1.012	09:48:30.594
3 -	46.752	25.281	1:12.033 (3)	98.90	0.289	09:49:42.627
4 -	46.650	25.168	1:11.818 (2)	99.20	0.074	09:50:54.445
5 -	46.680	25.363	1:12.043	98.89	0.299	09:52:06.488
6 -	46.830	24.914	1:11.744 (1)	99.30		09:53:18.232
7 -	46.613	25.483	1:12.096	98.82	0.352	09:54:30.328
8 -	46.817	25.401	1:12.218	98.65	0.474	09:55:42.546
9 -	47.289	25.311	1:12.600	98.13	0.856	09:56:55.146
10 -	47.159	25.639	1:12.798	97.86	1.054	09:58:07.944

P5 143		Steve PALMER		Yamaha - 4C8/Mk1 Transit racing		
IDEAL LAP TIME : 1:11.669		BEST LAP TIME : 1:11.728		DIFFERENCE : 0.059		
LAP	SECTOR 1	SECTOR 2	LAP TIME	MPH	DIFF	TIME OF DAY

Weather / Track : Bright / Dry

Donington Park National
Circuit Length = 1.9790 miles
Start: 09:45 Flag 09:57 End: 09:59

BMCRC - MRO Championships 2019 - Rnd 4 @ Donington Park
Reactive Parts MRO Powerbikes inc Racebuykz.com Clubman 1000
RACE 2 - SECTOR ANALYSIS



SECTOR 1 = FL to I1, SECTOR 2 = I1 to FL, DIFF = Difference To Personal Best Lap, P = Crossed Finish Line in Pit Lane, D = Time Disallowed

1 -		25.518	1:19.267	89.88	7.539	09:47:19.214
2 -	47.402	25.148	1:12.550	98.20	0.822	09:48:31.764
3 -	46.770	25.006	1:11.776 (2)	99.26	0.048	09:49:43.540
4 -	46.829	24.899	1:11.728 (1)	99.32		09:50:55.268
5 -	47.007	25.121	1:12.128 (3)	98.77	0.400	09:52:07.396
6 -	47.197	25.043	1:12.240	98.62	0.512	09:53:19.636
7 -	47.449	25.196	1:12.645	98.07	0.917	09:54:32.281
8 -	47.240	25.157	1:12.397	98.41	0.669	09:55:44.678
9 -	47.882	25.974	1:13.856	96.46	2.128	09:56:58.534
10 -	47.826	25.458	1:13.284	97.21	1.556	09:58:11.818

P6 98		Rick DICKINSON		BMW - MotorcycleRaceParts.co.uk.co.uk			
IDEAL LAP TIME : 1:12.242		BEST LAP TIME : 1:12.423		DIFFERENCE : 0.181			
LAP	SECTOR 1	SECTOR 2	LAP TIME	MPH	DIFF	TIME OF DAY	
1 -		26.305	1:20.049	89.00	7.626	09:47:19.996	
2 -	48.192	25.169	1:13.361	97.11	0.938	09:48:33.357	
3 -	47.489	25.056	1:12.545 (2)	98.20	0.122	09:49:45.902	
4 -	47.345	25.222	1:12.567 (3)	98.18	0.144	09:50:58.469	
5 -	47.284	25.312	1:12.596	98.14	0.173	09:52:11.065	
6 -	47.272	25.151	1:12.423 (1)	98.37		09:53:23.488	
7 -	47.186	25.424	1:12.610	98.12	0.187	09:54:36.098	
8 -	47.709	25.637	1:13.346	97.13	0.923	09:55:49.444	
9 -	47.595	25.323	1:12.918	97.70	0.495	09:57:02.362	
10 -	47.832	25.601	1:13.433	97.02	1.010	09:58:15.795	

P7 175 C		Mark KENDLE		Kawasaki - LIMAR OILTOOLS			
IDEAL LAP TIME : 1:12.650		BEST LAP TIME : 1:12.695		DIFFERENCE : 0.045			
LAP	SECTOR 1	SECTOR 2	LAP TIME	MPH	DIFF	TIME OF DAY	
1 -		25.989	1:20.434	88.57	7.739	09:47:20.381	
2 -	48.014	25.342	1:13.356	97.12	0.661	09:48:33.737	
3 -	47.569	25.481	1:13.050 (3)	97.53	0.355	09:49:46.787	
4 -	47.308	25.387	1:12.695 (1)	98.00		09:50:59.482	
5 -	47.477	25.542	1:13.019 (2)	97.57	0.324	09:52:12.501	
6 -	47.696	26.199	1:13.895	96.41	1.200	09:53:26.396	
7 -	48.619	26.177	1:14.796	95.25	2.101	09:54:41.192	
8 -	49.014	26.219	1:15.233	94.70	2.538	09:55:56.425	
9 -	48.709	25.837	1:14.546	95.57	1.851	09:57:10.971	
10 -	48.251	26.238	1:14.489	95.64	1.794	09:58:25.460	

P8 17		Philip BAKER		BMW - Ashford accident repair center Godfrey plastering servic			
IDEAL LAP TIME : 1:13.521		BEST LAP TIME : 1:13.589		DIFFERENCE : 0.068			
LAP	SECTOR 1	SECTOR 2	LAP TIME	MPH	DIFF	TIME OF DAY	
1 -		26.070	1:21.059	87.89	7.470	09:47:21.006	
2 -	48.662	25.476	1:14.138 (3)	96.09	0.549	09:48:35.144	
3 -	48.987	25.716	1:14.703	95.37	1.114	09:49:49.847	
4 -	48.989	25.540	1:14.529	95.59	0.940	09:51:04.376	
5 -	48.684	25.752	1:14.436	95.71	0.847	09:52:18.812	
6 -	48.591	25.758	1:14.349	95.82	0.760	09:53:33.161	
7 -	48.539	25.691	1:14.230	95.98	0.641	09:54:47.391	
8 -	48.459	25.235	1:13.694 (2)	96.67	0.105	09:56:01.085	
9 -	49.085	25.885	1:14.970	95.03	1.381	09:57:16.055	
10 -	48.286	25.303	1:13.589 (1)	96.81		09:58:29.644	

P9 56 C		Simon TUCKER		Kawasaki - Area51racing			
IDEAL LAP TIME : 1:13.242		BEST LAP TIME : 1:13.347		DIFFERENCE : 0.105			
LAP	SECTOR 1	SECTOR 2	LAP TIME	MPH	DIFF	TIME OF DAY	
1 -		26.429	1:22.935	85.90	9.588	09:47:22.882	
2 -	48.929	26.133	1:15.062	94.91	1.715	09:48:37.944	
3 -	48.376	25.636	1:14.012	96.26	0.665	09:49:51.956	
4 -	48.407	25.773	1:14.180	96.04	0.833	09:51:06.136	

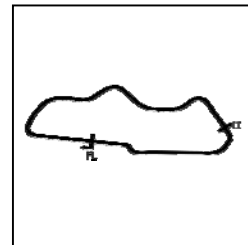
Weather / Track : Bright / Dry

Donington Park National
 Circuit Length = 1.9790 miles
 Start: 09:45 Flag 09:57 End: 09:59

BMCRC - MRO Championships 2019 - Rnd 4 @ Donington Park

Reactive Parts MRO Powerbikes inc Racebuykz.com Clubman 1000

RACE 2 - SECTOR ANALYSIS



SECTOR 1 = FL to I1, SECTOR 2 = I1 to FL, DIFF = Difference To Personal Best Lap, P = Crossed Finish Line in Pit Lane, D = Time Disallowed

5 -	47.758	25.589	1:13.347 (1)	97.13		09:52:19.483
6 -	48.204	25.649	1:13.853 (2)	96.47	0.506	09:53:33.336
7 -	48.642	25.680	1:14.322	95.86	0.975	09:54:47.658
8 -	48.417	25.484	1:13.901 (3)	96.40	0.554	09:56:01.559
9 -	48.740	25.837	1:14.577	95.53	1.230	09:57:16.136
10 -	48.564	25.517	1:14.081	96.17	0.734	09:58:30.217

P10	6	Dan SHAILER	Yamaha - McShailer Racing
IDEAL LAP TIME : 1:14.120		BEST LAP TIME : 1:14.120	DIFFERENCE : 0.000

LAP	SECTOR 1	SECTOR 2	LAP TIME	MPH	DIFF	TIME OF DAY
1 -		25.946	1:20.758	88.22	6.638	09:47:20.705
2 -	48.675	25.584	1:14.259	95.94	0.139	09:48:34.964
3 -	48.840	25.710	1:14.550	95.56	0.430	09:49:49.514
4 -	48.644	25.587	1:14.231 (3)	95.97	0.111	09:51:03.745
5 -	48.955	25.591	1:14.546	95.57	0.426	09:52:18.291
6 -	48.675	25.620	1:14.295	95.89	0.175	09:53:32.586
7 -	48.541	25.579	1:14.120 (1)	96.12		09:54:46.706
8 -	48.625	25.599	1:14.224 (2)	95.98	0.104	09:56:00.930
9 -	49.022	26.341	1:15.363	94.53	1.243	09:57:16.293
10 -	48.804	25.586	1:14.390	95.77	0.270	09:58:30.683

P11	258 C	Ande FRIEND	Kawasaki - Flying colours Motorcycle Training
IDEAL LAP TIME : 1:13.771		BEST LAP TIME : 1:13.954	DIFFERENCE : 0.183

LAP	SECTOR 1	SECTOR 2	LAP TIME	MPH	DIFF	TIME OF DAY
1 -		26.283	1:21.516	87.40	7.562	09:47:21.463
2 -	48.665	26.164	1:14.829	95.21	0.875	09:48:36.292
3 -	48.676	25.936	1:14.612	95.48	0.658	09:49:50.904
4 -	48.288	25.884	1:14.172 (3)	96.05	0.218	09:51:05.076
5 -	48.068	25.886	1:13.954 (1)	96.33		09:52:19.030
6 -	48.620	26.130	1:14.750	95.31	0.796	09:53:33.780
7 -	48.569	25.958	1:14.527	95.59	0.573	09:54:48.307
8 -	48.254	25.703	1:13.957 (2)	96.33	0.003	09:56:02.264
9 -	48.552	26.009	1:14.561	95.55	0.607	09:57:16.825
10 -	48.527	26.140	1:14.667	95.41	0.713	09:58:31.492

P12	8	John COUGHLAN	Aprilia - BIKERSWORLD
IDEAL LAP TIME : 1:13.498		BEST LAP TIME : 1:13.670	DIFFERENCE : 0.172

LAP	SECTOR 1	SECTOR 2	LAP TIME	MPH	DIFF	TIME OF DAY
1 -		26.854	1:22.324	86.54	8.654	09:47:22.271
2 -	48.106	26.097	1:14.203	96.01	0.533	09:48:36.474
3 -	47.912	25.758	1:13.670 (1)	96.71		09:49:50.144
4 -	48.507	25.586	1:14.093 (2)	96.15	0.423	09:51:04.237
5 -	48.227	26.136	1:14.363	95.80	0.693	09:52:18.600
6 -	48.567	25.818	1:14.385	95.78	0.715	09:53:32.985
7 -	48.415	25.760	1:14.175 (3)	96.05	0.505	09:54:47.160
8 -	48.489	25.834	1:14.323	95.86	0.653	09:56:01.483
9 -	49.143	25.905	1:15.048	94.93	1.378	09:57:16.531
10 -	48.961	26.070	1:15.031	94.95	1.361	09:58:31.562

P13	277 C	Adrian AVERRE	Yamaha - Ryders Alley Racing
IDEAL LAP TIME : 1:14.041		BEST LAP TIME : 1:14.107	DIFFERENCE : 0.066

LAP	SECTOR 1	SECTOR 2	LAP TIME	MPH	DIFF	TIME OF DAY
1 -		26.450	1:22.236	86.63	8.129	09:47:22.183
2 -	49.108	25.787	1:14.895	95.12	0.788	09:48:37.078
3 -	48.591	25.533	1:14.124 (2)	96.11	0.017	09:49:51.202
4 -	48.999	25.603	1:14.602	95.50	0.495	09:51:05.804
5 -	48.795	25.645	1:14.440	95.70	0.333	09:52:20.244
6 -	48.560	25.880	1:14.440	95.70	0.333	09:53:34.684
7 -	48.994	25.841	1:14.835	95.20	0.728	09:54:49.519
8 -	48.508	25.599	1:14.107 (1)	96.13		09:56:03.626

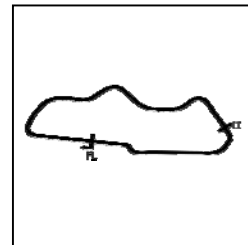
Weather / Track : Bright / Dry

Donington Park National
Circuit Length = 1.9790 miles
Start: 09:45 Flag 09:57 End: 09:59

BMCRC - MRO Championships 2019 - Rnd 4 @ Donington Park

Reactive Parts MRO Powerbikes inc Racebuykz.com Clubman 1000

RACE 2 - SECTOR ANALYSIS



SECTOR 1 = FL to I1, SECTOR 2 = I1 to FL, DIFF = Difference To Personal Best Lap, P = Crossed Finish Line in Pit Lane, D = Time Disallowed

9 -	48.672	25.743	1:14.415	95.74	0.308	09:57:18.041
10 -	48.600	25.628	1:14.228 (3)	95.98	0.121	09:58:32.269

P14 24		Alan SMITH		Kawasaki - Orwells Mcs			
IDEAL LAP TIME : 1:14.103		BEST LAP TIME : 1:14.248		DIFFERENCE : 0.145			
LAP	SECTOR 1	SECTOR 2	LAP TIME	MPH	DIFF	TIME OF DAY	
1 -		26.816	1:23.899	84.91	9.651	09:47:23.846	
2 -	49.305	26.273	1:15.578	94.26	1.330	09:48:39.424	
3 -	48.819	26.020	1:14.839	95.19	0.591	09:49:54.263	
4 -	48.992	25.889	1:14.881	95.14	0.633	09:51:09.144	
5 -	48.912	25.864	1:14.776	95.27	0.528	09:52:23.920	
6 -	48.469	26.016	1:14.485 (2)	95.65	0.237	09:53:38.405	
7 -	48.743	26.175	1:14.918	95.09	0.670	09:54:53.323	
8 -	49.211	25.805	1:15.016	94.97	0.768	09:56:08.339	
9 -	48.298	25.950	1:14.248 (1)	95.95		09:57:22.587	
10 -	48.421	26.187	1:14.608 (3)	95.49	0.360	09:58:37.195	

P15 40		Aiden PATMORE		Kawasaki - TBR Performance/NW Roofing			
IDEAL LAP TIME : 1:12.403		BEST LAP TIME : 1:12.403		DIFFERENCE : 0.000			
LAP	SECTOR 1	SECTOR 2	LAP TIME	MPH	DIFF	TIME OF DAY	
1 -		26.998	1:25.761	83.07	13.358	09:47:25.708	
2 -	51.734	29.629	1:21.363	87.56	8.960	09:48:47.071	
3 -	50.417	25.887	1:16.304	93.37	3.901	09:50:03.375	
4 -	48.418	25.469	1:13.887	96.42	1.484	09:51:17.262	
5 -	48.382	25.285	1:13.667	96.71	1.264	09:52:30.929	
6 -	48.197	25.712	1:13.909	96.39	1.506	09:53:44.838	
7 -	49.006	25.475	1:14.481	95.65	2.078	09:54:59.319	
8 -	47.791	25.555	1:13.346 (3)	97.13	0.943	09:56:12.665	
9 -	47.970	25.369	1:13.339 (2)	97.14	0.936	09:57:26.004	
10 -	47.227	25.176	1:12.403 (1)	98.40		09:58:38.407	

P16 127 C		George HINDLE		BMW - GDH Racing			
IDEAL LAP TIME : 1:13.299		BEST LAP TIME : 1:13.456		DIFFERENCE : 0.157			
LAP	SECTOR 1	SECTOR 2	LAP TIME	MPH	DIFF	TIME OF DAY	
1 -		27.241	1:26.957	81.93	13.501	09:47:26.904	
2 -	50.165	26.891	1:17.056	92.46	3.600	09:48:43.960	
3 -	50.102	26.036	1:16.138	93.57	2.682	09:50:00.098	
4 -	48.496	26.162	1:14.658	95.43	1.202	09:51:14.756	
5 -	48.181	25.831	1:14.012 (3)	96.26	0.556	09:52:28.768	
6 -	48.129	25.784	1:13.913 (2)	96.39	0.457	09:53:42.681	
7 -	48.267	25.770	1:14.037	96.23	0.581	09:54:56.718	
8 -	48.646	25.901	1:14.547	95.57	1.091	09:56:11.265	
9 -	47.529	25.927	1:13.456 (1)	96.99		09:57:24.721	
10 -	48.229	26.093	1:14.322	95.86	0.866	09:58:39.043	

P17 12		David COMBRINCK		Kawasaki -			
IDEAL LAP TIME : 1:14.569		BEST LAP TIME : 1:15.002		DIFFERENCE : 0.433			
LAP	SECTOR 1	SECTOR 2	LAP TIME	MPH	DIFF	TIME OF DAY	
1 -		26.622	1:23.435	85.39	8.433	09:47:23.382	
2 -	49.203	26.042	1:15.245 (3)	94.68	0.243	09:48:38.627	
3 -	49.213	27.270	1:16.483	93.15	1.481	09:49:55.110	
4 -	49.042	26.133	1:15.175 (2)	94.77	0.173	09:51:10.285	
5 -	49.410	26.208	1:15.618	94.21	0.616	09:52:25.903	
6 -	49.054	25.948	1:15.002 (1)	94.99		09:53:40.905	
7 -	49.281	26.077	1:15.358	94.54	0.356	09:54:56.263	
8 -	49.260	26.465	1:15.725	94.08	0.723	09:56:11.988	
9 -	49.164	26.107	1:15.271	94.65	0.269	09:57:27.259	
10 -	48.621	26.631	1:15.252	94.67	0.250	09:58:42.511	

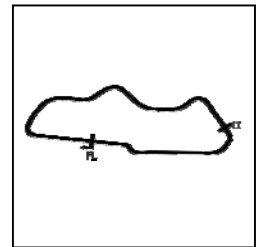
Weather / Track : Bright / Dry

Donington Park National
Circuit Length = 1.9790 miles
Start: 09:45 Flag 09:57 End: 09:59

BMCRC - MRO Championships 2019 - Rnd 4 @ Donington Park

Reactive Parts MRO Powerbikes inc Racebuykz.com Clubman 1000

RACE 2 - SECTOR ANALYSIS



SECTOR 1 = FL to I1, SECTOR 2 = I1 to FL, DIFF = Difference To Personal Best Lap, P = Crossed Finish Line in Pit Lane, D = Time Disallowed

P18 35 C		Robert CRESSWELL		Kawasaki - ODDJOBROB Racing		
IDEAL LAP TIME : 1:14.702		BEST LAP TIME : 1:14.891		DIFFERENCE : 0.189		
LAP	SECTOR 1	SECTOR 2	LAP TIME	MPH	DIFF	TIME OF DAY
1 -		26.473	1:22.591	86.26	7.700	09:47:22.538
2 -	49.190	26.285	1:15.475	94.39	0.584	09:48:38.013
3 -	49.301	26.050	1:15.351 (3)	94.55	0.460	09:49:53.364
4 -	49.533	25.807	1:15.340 (2)	94.56	0.449	09:51:08.704
5 -	49.911	26.010	1:15.921	93.84	1.030	09:52:24.625
6 -	49.304	26.165	1:15.469	94.40	0.578	09:53:40.094
7 -	49.517	25.904	1:15.421	94.46	0.530	09:54:55.515
8 -	49.596	26.668	1:16.264	93.42	1.373	09:56:11.779
9 -	48.895	25.996	1:14.891 (1)	95.13		09:57:26.670
10 -	49.198	26.861	1:16.059	93.67	1.168	09:58:42.729

P19 57 C		David MILLS		Kawasaki - A51 Racing		
IDEAL LAP TIME : 1:13.891		BEST LAP TIME : 1:14.040		DIFFERENCE : 0.149		
LAP	SECTOR 1	SECTOR 2	LAP TIME	MPH	DIFF	TIME OF DAY
1 -		27.358	1:25.228	83.59	11.188	09:47:25.175
2 -	50.211	27.025	1:17.236	92.24	3.196	09:48:42.411
3 -	51.095	26.099	1:17.194	92.29	3.154	09:49:59.605
4 -	48.898	26.510	1:15.408	94.48	1.368	09:51:15.013
5 -	48.407	25.991	1:14.398 (2)	95.76	0.358	09:52:29.411
6 -	48.171	25.869	1:14.040 (1)	96.22		09:53:43.451
7 -	49.155	25.720	1:14.875	95.15	0.835	09:54:58.326
8 -	48.464	26.101	1:14.565 (3)	95.54	0.525	09:56:12.891
9 -	48.517	26.119	1:14.636	95.45	0.596	09:57:27.527
10 -	48.616	26.702	1:15.318	94.59	1.278	09:58:42.845

P20 46 C		Simon GATES		Kawasaki - Team Kawafati		
IDEAL LAP TIME : 1:15.093		BEST LAP TIME : 1:15.225		DIFFERENCE : 0.132		
LAP	SECTOR 1	SECTOR 2	LAP TIME	MPH	DIFF	TIME OF DAY
1 -		26.798	1:24.041	84.77	8.816	09:47:23.988
2 -	49.520	26.092	1:15.612	94.22	0.387	09:48:39.600
3 -	49.353	26.290	1:15.643	94.18	0.418	09:49:55.243
4 -	49.585	26.001	1:15.586	94.25	0.361	09:51:10.829
5 -	49.319	25.939	1:15.258 (3)	94.66	0.033	09:52:26.087
6 -	49.350	26.105	1:15.455	94.42	0.230	09:53:41.542
7 -	49.584	25.975	1:15.559	94.29	0.334	09:54:57.101
8 -	49.495	25.832	1:15.327	94.58	0.102	09:56:12.428
9 -	49.387	25.861	1:15.248 (2)	94.68	0.023	09:57:27.676
10 -	49.261	25.964	1:15.225 (1)	94.71		09:58:42.901

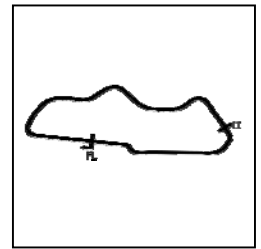
P21 9 C		Luke DIXON		BMW -		
IDEAL LAP TIME : 1:14.083		BEST LAP TIME : 1:14.201		DIFFERENCE : 0.118		
LAP	SECTOR 1	SECTOR 2	LAP TIME	MPH	DIFF	TIME OF DAY
1 -		27.672	1:27.453	81.46	13.252	09:47:27.400
2 -	50.467	26.470	1:16.937	92.60	2.736	09:48:44.337
3 -	50.613	25.939	1:16.552	93.06	2.351	09:50:00.889
4 -	48.631	25.908	1:14.539 (2)	95.58	0.338	09:51:15.428
5 -	48.421	25.780	1:14.201 (1)	96.01		09:52:29.629
6 -	48.303	26.515	1:14.818 (3)	95.22	0.617	09:53:44.447
7 -	49.562	26.024	1:15.586	94.25	1.385	09:55:00.033
8 -	49.225	25.952	1:15.177	94.77	0.976	09:56:15.210
9 -	49.263	26.098	1:15.361	94.54	1.160	09:57:30.571
10 -	49.727	26.658	1:16.385	93.27	2.184	09:58:46.956

P22 555 C		Dan CHRISTOS		Kawasaki - Christos Commercial LTD		
IDEAL LAP TIME : 1:15.871		BEST LAP TIME : 1:16.078		DIFFERENCE : 0.207		
LAP	SECTOR 1	SECTOR 2	LAP TIME	MPH	DIFF	TIME OF DAY

Weather / Track : Bright / Dry

Donington Park National
Circuit Length = 1.9790 miles
Start: 09:45 Flag 09:57 End: 09:59

BMCRC - MRO Championships 2019 - Rnd 4 @ Donington Park
Reactive Parts MRO Powerbikes inc Racebuykz.com Clubman 1000
RACE 2 - SECTOR ANALYSIS



SECTOR 1 = FL to I1, SECTOR 2 = I1 to FL, DIFF = Difference To Personal Best Lap, P = Crossed Finish Line in Pit Lane, D = Time Disallowed

1 -		27.203		1:26.397	82.46	10.319	09:47:26.344
2 -	50.285	26.675		1:16.960	92.57	0.882	09:48:43.304
3 -	51.555	27.251		1:18.806	90.40	2.728	09:50:02.110
4 -	50.904	26.584		1:17.488	91.94	1.410	09:51:19.598
5 -	50.061	26.890		1:16.951	92.58	0.873	09:52:36.549
6 -	50.198	27.289		1:17.487	91.94	1.409	09:53:54.036
7 -	51.073	26.951		1:18.024	91.31	1.946	09:55:12.060
8 -	49.491	26.587		1:16.078 (1)	93.64		09:56:28.138
9 -	50.215	26.624		1:16.839 (3)	92.72	0.761	09:57:44.977
10 -	49.780	26.380		1:16.160 (2)	93.54	0.082	09:59:01.137

P23 13		Mark PENNINGTON		Suzuki - MP Racing			
IDEAL LAP TIME : 1:16.081		BEST LAP TIME : 1:16.224		DIFFERENCE : 0.143			
LAP	SECTOR 1	SECTOR 2	LAP TIME	MPH	DIFF	TIME OF DAY	
1 -		27.587	1:27.055	81.84	10.831	09:47:27.002	
2 -	51.274	27.607	1:18.881	90.32	2.657	09:48:45.883	
3 -	51.235	26.941	1:18.176	91.13	1.952	09:50:04.059	
4 -	50.788	26.854	1:17.642	91.76	1.418	09:51:21.701	
5 -	50.156	26.544	1:16.700	92.88	0.476	09:52:38.401	
6 -	50.729	26.457	1:17.186	92.30	0.962	09:53:55.587	
7 -	50.281	26.342	1:16.623 (3)	92.98	0.399	09:55:12.210	
8 -	50.223	26.432	1:16.655	92.94	0.431	09:56:28.865	
9 -	50.105	26.127	1:16.232 (2)	93.45	0.008	09:57:45.097	
10 -	49.954	26.270	1:16.224 (1)	93.46		09:59:01.321	

P24 116		Matthew WREN		Suzuki - TBR performance			
IDEAL LAP TIME : 1:16.962		BEST LAP TIME : 1:17.131		DIFFERENCE : 0.169			
LAP	SECTOR 1	SECTOR 2	LAP TIME	MPH	DIFF	TIME OF DAY	
1 -		27.122	1:24.677	84.13	7.546	09:47:24.624	
2 -	50.519	27.006	1:17.525	91.90	0.394	09:48:42.149	
3 -	51.961	27.890	1:19.851	89.22	2.720	09:50:02.000	
4 -	52.009	26.761	1:18.770	90.44	1.639	09:51:20.770	
5 -	50.677	26.454	1:17.131 (1)	92.37		09:52:37.901	
6 -	51.036	26.935	1:17.971	91.37	0.840	09:53:55.872	
7 -	50.862	26.495	1:17.357 (2)	92.10	0.226	09:55:13.229	
8 -	51.016	26.917	1:17.933	91.42	0.802	09:56:31.162	
9 -	50.508	26.860	1:17.368 (3)	92.08	0.237	09:57:48.530	
10 -	51.061	26.563	1:17.624	91.78	0.493	09:59:06.154	

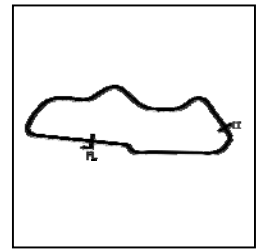
P25 83 C		Jason SIGGS		Yamaha - J Siggs Construction			
IDEAL LAP TIME : 1:16.542		BEST LAP TIME : 1:16.924		DIFFERENCE : 0.382			
LAP	SECTOR 1	SECTOR 2	LAP TIME	MPH	DIFF	TIME OF DAY	
1 -		27.666	1:25.885	82.95	8.961	09:47:25.832	
2 -	50.288	26.719	1:17.007 (3)	92.51	0.083	09:48:42.839	
3 -	51.535	27.478	1:19.013	90.17	2.089	09:50:01.852	
4 -	50.415	26.509	1:16.924 (1)	92.61		09:51:18.776	
5 -	50.033	26.897	1:16.930 (2)	92.61	0.006	09:52:35.706	
6 -	50.559	26.894	1:17.453	91.98	0.529	09:53:53.159	
7 -	51.572	27.424	1:18.996	90.18	2.072	09:55:12.155	
8 -	51.680	27.054	1:18.734	90.49	1.810	09:56:30.889	
9 -	50.607	26.925	1:17.532	91.89	0.608	09:57:48.421	
10 -	51.004	27.185	1:18.189	91.12	1.265	09:59:06.610	

P26 75 C		Paul MARLEY		Kawasaki -			
IDEAL LAP TIME : 1:16.687		BEST LAP TIME : 1:16.898		DIFFERENCE : 0.211			
LAP	SECTOR 1	SECTOR 2	LAP TIME	MPH	DIFF	TIME OF DAY	
1 -		27.782	1:28.120	80.85	11.222	09:47:28.067	
2 -	51.497	26.937	1:18.434	90.83	1.536	09:48:46.501	
3 -	51.143	27.113	1:18.256	91.04	1.358	09:50:04.757	
4 -	50.553	26.985	1:17.538	91.88	0.640	09:51:22.295	

Weather / Track : Bright / Dry

Donington Park National
 Circuit Length = 1.9790 miles
 Start: 09:45 Flag 09:57 End: 09:59

BMCRC - MRO Championships 2019 - Rnd 4 @ Donington Park
Reactive Parts MRO Powerbikes inc Racebuykz.com Clubman 1000
RACE 2 - SECTOR ANALYSIS



SECTOR 1 = FL to I1, SECTOR 2 = I1 to FL, DIFF = Difference To Personal Best Lap, P = Crossed Finish Line in Pit Lane, D = Time Disallowed

5 -	50.492	26.470	1:16.962 (2)	92.57	0.064	09:52:39.257
6 -	50.217	26.681	1:16.898 (1)	92.65		09:53:56.155
7 -	51.220	26.572	1:17.792	91.58	0.894	09:55:13.947
8 -	50.739	26.918	1:17.657	91.74	0.759	09:56:31.604
9 -	50.584	26.621	1:17.205 (3)	92.28	0.307	09:57:48.809
10 -	51.584	27.190	1:18.774	90.44	1.876	09:59:07.583

P27 188 C	Cecil DINSMORE	Suzuki - KnC Racing
IDEAL LAP TIME : 1:18.209	BEST LAP TIME : 1:18.700	DIFFERENCE : 0.491

LAP	SECTOR 1	SECTOR 2	LAP TIME	MPH	DIFF	TIME OF DAY
1 -		27.702	1:28.557	80.45	9.857	09:47:28.504
2 -	52.067	27.643	1:19.710	89.38	1.010	09:48:48.214
3 -	51.709	27.367	1:19.076 (3)	90.09	0.376	09:50:07.290
4 -	52.312	27.128	1:19.440	89.68	0.740	09:51:26.730
5 -	52.129	27.151	1:19.280	89.86	0.580	09:52:46.010
6 -	51.306	27.394	1:18.700 (1)	90.52		09:54:04.710
7 -	51.988	27.997	1:19.985	89.07	1.285	09:55:24.695
8 -	52.048	26.903	1:18.951 (2)	90.24	0.251	09:56:43.646
9 -	52.166	27.208	1:19.374	89.76	0.674	09:58:03.020

P28 90 C	Dave NESTER	BMW -
IDEAL LAP TIME : 1:18.942	BEST LAP TIME : 1:18.942	DIFFERENCE : 0.000

LAP	SECTOR 1	SECTOR 2	LAP TIME	MPH	DIFF	TIME OF DAY
1 -		28.271	1:30.514	78.71	11.572	09:47:30.461
2 -	52.523	27.892	1:20.415	88.59	1.473	09:48:50.876
3 -	52.066	27.780	1:19.846	89.22	0.904	09:50:10.722
4 -	51.843	27.099	1:18.942 (1)	90.25		09:51:29.664
5 -	51.863	27.552	1:19.415 (2)	89.71	0.473	09:52:49.079
6 -	52.168	27.275	1:19.443 (3)	89.68	0.501	09:54:08.522
7 -	52.563	27.667	1:20.230	88.80	1.288	09:55:28.752
8 -	52.286	27.666	1:19.952	89.11	1.010	09:56:48.704
9 -	52.973	27.464	1:20.437	88.57	1.495	09:58:09.141

P29 128 C	Kevin CLARKE	Suzuki -
IDEAL LAP TIME : 1:20.381	BEST LAP TIME : 1:20.807	DIFFERENCE : 0.426

LAP	SECTOR 1	SECTOR 2	LAP TIME	MPH	DIFF	TIME OF DAY
1 -		28.086	1:29.659	79.46	8.852	09:47:29.606
2 -	53.549	28.601	1:22.150	86.72	1.343	09:48:51.756
3 -	52.646	28.282	1:20.928 (2)	88.03	0.121	09:50:12.684
4 -	53.274	27.753	1:21.027 (3)	87.92	0.220	09:51:33.711
5 -	53.358	28.040	1:21.398	87.52	0.591	09:52:55.109
6 -	52.628	28.179	1:20.807 (1)	88.16		09:54:15.916
7 -	53.608	27.850	1:21.458	87.46	0.651	09:55:37.374
8 -	53.438	28.194	1:21.632	87.27	0.825	09:56:59.006
9 -	53.297	28.174	1:21.471	87.45	0.664	09:58:20.477

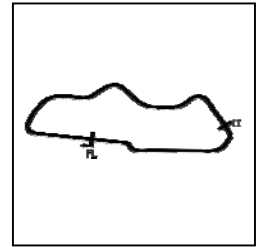
P30 96	Jose TOUCEDA	Kawasaki - Cell2
IDEAL LAP TIME : 1:17.594	BEST LAP TIME : 1:17.662	DIFFERENCE : 0.068

LAP	SECTOR 1	SECTOR 2	LAP TIME	MPH	DIFF	TIME OF DAY
1 -		27.675	1:26.211	82.64	8.549	09:47:26.158
2 -	51.513	27.867	1:19.380	89.75	1.718	09:48:45.538
3 -	51.381	27.031	1:18.412 (2)	90.86	0.750	09:50:03.950
4 -	50.563	27.099	1:17.662 (1)	91.73		09:51:21.612
5 -	51.740	27.203	1:18.943 (3)	90.25	1.281	09:52:40.555
6 -	52.481	27.442	1:19.923	89.14	2.261	09:54:00.478
7 -	55.264	IN PIT	1:32.436 P	77.07	14.774	09:55:32.914

Weather / Track : Bright / Dry

Donington Park National
 Circuit Length = 1.9790 miles
 Start: 09:45 Flag 09:57 End: 09:59

BMCRC - MRO Championships 2019 - Rnd 4 @ Donington Park
Reactive Parts MRO Powerbikes inc Racebuykz.com Clubman 1000
RACE 2 - SECTOR ANALYSIS



SECTOR 1 = FL to I1, SECTOR 2 = I1 to FL, DIFF = Difference To Personal Best Lap, P = Crossed Finish Line in Pit Lane, D = Time Disallowed

P31 21		Jack CROUCHER		BMW - Trendy lofts			
IDEAL LAP TIME : 1:11.104		BEST LAP TIME : 1:11.250		DIFFERENCE : 0.146			
LAP	SECTOR 1	SECTOR 2	LAP TIME	MPH	DIFF	TIME OF DAY	
1 -		26.089	1:19.957	89.10	8.707	09:47:19.904	
2 -	47.180	25.016	1:12.196	98.68	0.946	09:48:32.100	
3 -	46.807	24.767	1:11.574 (2)	99.54	0.324	09:49:43.674	
4 -	47.268	24.634	1:11.902	99.08	0.652	09:50:55.576	
5 -	46.870	25.011	1:11.881 (3)	99.11	0.631	09:52:07.457	
6 -	46.470	24.780	1:11.250 (1)	99.99		09:53:18.707	

Weather / Track : Bright / Dry

Results can be found at www.tsl-timing.com

Page 8 of 8

Donington Park National
 Circuit Length = 1.9790 miles
 Start: 09:45 Flag 09:57 End: 09:59

Printed - 10:02 Sunday, 19 May 2019

BMCRC - MRO Championships 2019 - Rnd 4 @ Donington Park

Reactive Parts MRO Powerbikes inc Racebuykz.com Clubman 1000

RACE 2 - BEST SECTORS

SECTOR 1			SECTOR 2			IDEAL / BEST COMPARISON						
POS	NO	NAME	TIME	NO	NAME	TIME	POS	NO	NAME	IDEAL	BEST	DIFF
									PERFECT LAP	1:09.726		
1	72	O'BRIEN	45.582	72	O'BRIEN	24.144	1	72	O'BRIEN	1:09.726	1:09.760	0.034
2	60	BAKER	45.805	60	BAKER	24.512	2	60	BAKER	1:10.317	1:10.319	0.002
3	21	CROUCHER	46.470	21	CROUCHER	24.634	3	21	CROUCHER	1:11.104	1:11.250	0.146
4	39	MORGAN	46.613	143	PALMER	24.899	4	39	MORGAN	1:11.527	1:11.744	0.217
5	143	PALMER	46.770	39	MORGAN	24.914	5	143	PALMER	1:11.669	1:11.728	0.059
6	98	DICKINSON	47.186	98	DICKINSON	25.056	6	98	DICKINSON	1:12.242	1:12.423	0.181
7	40	PATMORE	47.227	40	PATMORE	25.176	7	40	PATMORE	1:12.403	1:12.403	0.000
8	175	KENDLE	47.308	17	BAKER	25.235	8	175	KENDLE	1:12.650	1:12.695	0.045
9	127	HINDLE	47.529	175	KENDLE	25.342	9	56	TUCKER	1:13.242	1:13.347	0.105
10	56	TUCKER	47.758	56	TUCKER	25.484	10	127	HINDLE	1:13.299	1:13.456	0.157
11	8	COUGHLAN	47.912	277	AVERRE	25.533	11	8	COUGHLAN	1:13.498	1:13.670	0.172
12	258	FRIEND	48.068	6	SHAILER	25.579	12	17	BAKER	1:13.521	1:13.589	0.068
13	57	MILLS	48.171	8	COUGHLAN	25.586	13	258	FRIEND	1:13.771	1:13.954	0.183
14	17	BAKER	48.286	258	FRIEND	25.703	14	57	MILLS	1:13.891	1:14.040	0.149
15	24	SMITH	48.298	57	MILLS	25.720	15	277	AVERRE	1:14.041	1:14.107	0.066
16	9	DIXON	48.303	127	HINDLE	25.770	16	9	DIXON	1:14.083	1:14.201	0.118
17	277	AVERRE	48.508	9	DIXON	25.780	17	24	SMITH	1:14.103	1:14.248	0.145
18	6	SHAILER	48.541	24	SMITH	25.805	18	6	SHAILER	1:14.120	1:14.120	0.000
19	12	COMBRINCK	48.621	35	CRESSWELL	25.807	19	12	COMBRINCK	1:14.569	1:15.002	0.433
20	35	CRESSWELL	48.895	46	GATES	25.832	20	35	CRESSWELL	1:14.702	1:14.891	0.189
21	46	GATES	49.261	12	COMBRINCK	25.948	21	46	GATES	1:15.093	1:15.225	0.132
22	555	CHRISTOS	49.491	13	PENNINGTON	26.127	22	555	CHRISTOS	1:15.871	1:16.078	0.207
23	13	PENNINGTON	49.954	555	CHRISTOS	26.380	23	13	PENNINGTON	1:16.081	1:16.224	0.143
24	83	SIGGS	50.033	116	WREN	26.454	24	83	SIGGS	1:16.542	1:16.924	0.382
25	75	MARLEY	50.217	75	MARLEY	26.470	25	75	MARLEY	1:16.687	1:16.898	0.211
26	116	WREN	50.508	83	SIGGS	26.509	26	116	WREN	1:16.962	1:17.131	0.169
27	96	TOUCEDA	50.563	188	DINSMORE	26.903	27	96	TOUCEDA	1:17.594	1:17.662	0.068
28	188	DINSMORE	51.306	96	TOUCEDA	27.031	28	188	DINSMORE	1:18.209	1:18.700	0.491
29	90	NESTER	51.843	90	NESTER	27.099	29	90	NESTER	1:18.942	1:18.942	0.000
30	128	CLARKE	52.628	128	CLARKE	27.753	30	128	CLARKE	1:20.381	1:20.807	0.426
31							31	29	BRIDGER		1:11.183	

Weather / Track : Bright / Dry

Results can be found at www.tsl-timing.com

Donington Park National
Circuit Length = 1.9790 miles
Start: 09:45 Flag 09:57 End: 09:59

Printed - 10:01 Sunday, 19 May 2019



RACE 14 - GRID (10 Laps)

ROW 12	1		1		34	16 Glenn WALSH			
ROW 11		33	272 Daniel JOHNSON	32	173 Stephen DRAPER	31	128 Kevin CLARKE	1:20.807	
ROW 10		30	90 Dave NESTER	29	188 Cecil DINSMORE	28	96 Jose TOUCEDA	1:18.942 1:18.700 1:17.662	
ROW 9			27	116 Matthew WREN	26	83 Jason SIGGS	25	75 Paul MARLEY	1:17.131 1:16.924 1:16.898
ROW 8		24	13 Mark PENNINGTON	23	555 Dan CHRISTOS	22	46 Simon GATES	1:16.224 1:16.078 1:15.225	
ROW 7			21	12 David COMBRINCK	20	35 Robert CRESSWELL	19	24 Alan SMITH	1:15.002 1:14.891 1:14.248
ROW 6		18	9 Luke DIXON	17	6 Dan SHAILER	16	277 Adrian AVERRE	1:14.201 1:14.120 1:14.107	
ROW 5			15	57 David MILLS	14	258 Ande FRIEND	13	8 John COUGHLAN	1:14.040 1:13.954 1:13.670
ROW 4		12	17 Philip BAKER	11	127 George HINDLE	10	56 Simon TUCKER	1:13.589 1:13.456 1:13.347	
ROW 3			9	175 Mark KENDLE	8	98 Rick DICKINSON	7	40 Aiden PATMORE	1:12.695 1:12.423 1:12.403
ROW 2		6	39 Max MORGAN	5	143 Steve PALMER	4	21 Jack CROUCHER	1:11.744 1:11.728 1:11.250	
ROW 1			3	29 Mark BRIDGER	2	60 Peter BAKER	1	72 Michael O'BRIEN	1:11.183 1:10.319 1:09.760

Pole

Donington Park National
Circuit Length = 1.9790 miles

These results are provisional until the conclusion of any judicial and technical matters.

Clerk Of Course :	Timekeeper :
-------------------	--------------

Results can be found at www.tsl-timing.com

Printed - 10:03 Sunday, 19 May 2019



RACE 14 - CLASSIFICATION - AMENDED



POS	NO	CL	PIC NAME	ENTRY	LAPS	TIME	GAP	DIFF	MPH	BEST	ON
1	72		1 Michael O'BRIEN	Yamaha -	10	11:53.300			99.69	1:10.066	2
2	60		2 Peter BAKER	Kawasaki - Dodfrey Engineering	10	11:59.394	6.094	6.094	98.84	1:10.851	2
3	29	C	1 Mark BRIDGER	Yamaha - Moremoto	10	12:09.487	16.187	10.093	97.47	1:11.819	2
4	98		3 Rick DICKINSON	BMW - MotorcycleRaceParts.co.uk.co.uk	10	12:11.881	18.581	2.394	97.16	1:11.565	8
5	39	C	2 Max MORGAN	Kawasaki -	10	12:13.480	20.180	1.599	96.94	1:11.824	8
6	40		4 Aiden PATMORE	Kawasaki - TBR Performance/NW Roofing	10	12:15.707	22.407	2.227	96.65	1:12.558	8
7	17		5 Philip BAKER	BMW - Ashford accident repair center Godfrey plas	10	12:15.979	22.679	0.272	96.61	1:12.224	9
8	175	C	3 Mark KENDLE	Kawasaki - LiMAR OILTOOLS	10	12:16.204	22.904	0.225	96.58	1:12.147	6
9	56	C	4 Simon TUCKER	Kawasaki - Area51racing	10	12:26.515	33.215	10.311	95.25	1:13.483	2
10	8		6 John COUGHLAN	Aprilia - BIKERSWORLD	10	12:34.544	41.244	8.029	94.24	1:13.910	7
11	6		7 Dan SHAILER	Yamaha - McShailer Racing	10	12:34.765	41.465	0.221	94.21	1:14.216	4
12	24		8 Alan SMITH	Kawasaki - Orwells Mcs	10	12:36.183	42.883	1.418	94.03	1:14.043	5
13	35	C	5 Robert CRESSWELL	Kawasaki - ODDJOBROB Racing	10	12:36.253	42.953	0.070	94.02	1:14.495	7
14	12		9 David COMBRINCK	Kawasaki -	10	12:37.048	43.748	0.795	93.93	1:13.871	7
15	277	C	6 Adrian AVERRE	Yamaha - Ryders Alley Racing	10	12:37.272	43.972	0.224	93.90	1:14.437	7
16	57	C	7 David MILLS	Kawasaki - A51 Racing	10	12:38.246	44.946	0.974	93.78	1:14.089	9
17	555	C	8 Dan CHRISTOS	Kawasaki - Christos Commercials LTD	10	12:46.634	53.334	8.388	92.75	1:14.748	8
18	46	C	9 Simon GATES	Kawasaki - Team Kawafati	10	12:49.610	56.310	2.976	92.39	1:15.550	3
19	83	C	10 Jason SIGGS	Yamaha - J Siggs Construction	10	12:54.272	1:00.972	4.662	91.84	1:16.006	2
20	75	C	11 Paul MARLEY	Kawasaki -	10	12:55.851	1:02.551	1.579	91.65	1:16.211	4
21	188	C	12 Cecil DINSMORE	Suzuki - KnC Racing	10	13:08.173	1:14.873	12.322	90.22	1:17.062	7
22	96		10 Jose TOUCEDA	Kawasaki - Cell2	9	11:59.107	1 Lap	1 Lap	88.97	1:18.389	2
23	90	C	13 Dave NESTER	BMW -	9	12:14.854	1 Lap	15.747	87.07	1:19.870	3
24	128	C	14 Kevin CLARKE	Suzuki -	9	12:15.848	1 Lap	0.994	86.95	1:19.820	6
25	258	C	15 Ande FRIEND	Kawasaki - Flying colours Motorcycle Training	9	12:41.643	1 Lap	25.795	84.00	1:18.787	7

NOT CLASSIFIED

DNF	127	C	George HINDLE	BMW - GDH Racing	10	12:43.158	49.858	0.000	93.17	1:12.772	7
DNF	143		Steve PALMER	Yamaha - 4C8/Mk1 Transit racing	3	3:41.570	7 Laps	7 Laps	95.84	1:11.818	2
DNF	9	C	Luke DIXON	BMW -	1	1:22.644	9 Laps	2 Laps	84.55		
DNF	21		Jack CROUCHER	BMW - Trendy lofts	0						

FASTEST LAP

72			Michael O'BRIEN	Yamaha -	2	1:10.066		101.68 mph		163.64 kph	
29	C		Mark BRIDGER	Yamaha - Moremoto	2	1:11.819		99.20 mph		159.65 kph	

Class - 92.5% of Race Speed = 92.21 mph
 Class C - 92.5% of Race Speed = 90.15 mph

Donington Park National
 Circuit Length = 1.9790 miles
 Start: 14:01 Flag 14:13 End: 14:15

Weather / Track : Cloudy / Dry
 These results are provisional until the conclusion of any judicial and technical matters.

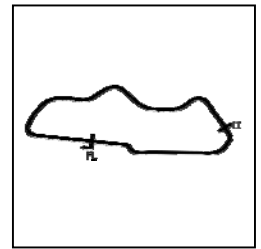
Clerk Of Course :	Timekeeper :
-------------------	--------------

Results can be found at www.tsl-timing.com

Printed - 14:30 Sunday, 19 May 2019



BMCRC - MRO Championships 2019 - Rnd 4 @ Donington Park
Reactive Parts MRO Powerbikes inc Racebuykz.com Clubman 1000
RACE 14 - SECTOR ANALYSIS



SECTOR 1 = FL to I1, SECTOR 2 = I1 to FL, DIFF = Difference To Personal Best Lap, P = Crossed Finish Line in Pit Lane, D = Time Disallowed

P1 72 Michael O'BRIEN		Yamaha -				
IDEAL LAP TIME : 1:10.009		BEST LAP TIME : 1:10.066				
		DIFFERENCE : 0.057				
LAP	SECTOR 1	SECTOR 2	LAP TIME	MPH	DIFF	TIME OF DAY
1 -		24.409	1:14.236	95.97	4.170	14:03:12.734
2 -	45.727	24.339	1:10.066 (1)	101.68		14:04:22.800
3 -	45.670	24.554	1:10.224 (2)	101.45	0.158	14:05:33.024
4 -	46.090	24.563	1:10.653	100.83	0.587	14:06:43.677
5 -	46.044	24.573	1:10.617 (3)	100.89	0.551	14:07:54.294
6 -	46.594	24.736	1:11.330	99.88	1.264	14:09:05.624
7 -	46.513	24.524	1:11.037	100.29	0.971	14:10:16.661
8 -	47.277	24.718	1:11.995	98.96	1.929	14:11:28.656
9 -	46.467	24.745	1:11.212	100.04	1.146	14:12:39.868
10 -	47.052	24.878	1:11.930	99.04	1.864	14:13:51.798

P2 60 Peter BAKER		Kawasaki - Dodfrey Engineering				
IDEAL LAP TIME : 1:10.768		BEST LAP TIME : 1:10.851				
		DIFFERENCE : 0.083				
LAP	SECTOR 1	SECTOR 2	LAP TIME	MPH	DIFF	TIME OF DAY
1 -		24.749	1:16.199	93.50	5.348	14:03:14.697
2 -	46.287	24.564	1:10.851 (1)	100.55		14:04:25.548
3 -	46.204	24.865	1:11.069 (2)	100.24	0.218	14:05:36.617
4 -	46.512	24.985	1:11.497	99.64	0.646	14:06:48.114
5 -	46.478	25.007	1:11.485	99.66	0.634	14:07:59.599
6 -	46.415	24.993	1:11.408	99.77	0.557	14:09:11.007
7 -	46.500	24.822	1:11.322	99.89	0.471	14:10:22.329
8 -	46.275	25.023	1:11.298 (3)	99.92	0.447	14:11:33.627
9 -	47.097	25.146	1:12.243	98.62	1.392	14:12:45.870
10 -	46.780	25.242	1:12.022	98.92	1.171	14:13:57.892

P3 29 C Mark BRIDGER		Yamaha - Moremoto				
IDEAL LAP TIME : 1:11.777		BEST LAP TIME : 1:11.819				
		DIFFERENCE : 0.042				
LAP	SECTOR 1	SECTOR 2	LAP TIME	MPH	DIFF	TIME OF DAY
1 -		25.438	1:16.651	92.94	4.832	14:03:15.149
2 -	46.624	25.195	1:11.819 (1)	99.20		14:04:26.968
3 -	46.990	25.440	1:12.430	98.36	0.611	14:05:39.398
4 -	47.012	25.153	1:12.165 (2)	98.72	0.346	14:06:51.563
5 -	47.106	25.363	1:12.469	98.31	0.650	14:08:04.032
6 -	47.004	25.483	1:12.487	98.28	0.668	14:09:16.519
7 -	47.219	25.455	1:12.674	98.03	0.855	14:10:29.193
8 -	47.061	25.297	1:12.358	98.46	0.539	14:11:41.551
9 -	46.863	25.315	1:12.178 (3)	98.70	0.359	14:12:53.729
10 -	48.119	26.137	1:14.256	95.94	2.437	14:14:07.985

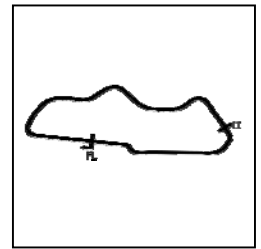
P4 98 Rick DICKINSON		BMW - MotorcycleRaceParts.co.uk.co.uk				
IDEAL LAP TIME : 1:11.565		BEST LAP TIME : 1:11.565				
		DIFFERENCE : 0.000				
LAP	SECTOR 1	SECTOR 2	LAP TIME	MPH	DIFF	TIME OF DAY
1 -		25.793	1:19.534	89.57	7.969	14:03:18.032
2 -	47.729	25.340	1:13.069	97.50	1.504	14:04:31.101
3 -	47.401	25.617	1:13.018	97.57	1.453	14:05:44.119
4 -	47.549	25.372	1:12.921	97.70	1.356	14:06:57.040
5 -	47.007	25.129	1:12.136 (3)	98.76	0.571	14:08:09.176
6 -	46.795	25.426	1:12.221	98.65	0.656	14:09:21.397
7 -	47.218	24.902	1:12.120 (2)	98.78	0.555	14:10:33.517
8 -	46.793	24.772	1:11.565 (1)	99.55		14:11:45.082
9 -	47.143	25.134	1:12.277	98.57	0.712	14:12:57.359
10 -	47.761	25.259	1:13.020	97.57	1.455	14:14:10.379

P5 39 C Max MORGAN		Kawasaki -				
IDEAL LAP TIME : 1:11.805		BEST LAP TIME : 1:11.824				
		DIFFERENCE : 0.019				
LAP	SECTOR 1	SECTOR 2	LAP TIME	MPH	DIFF	TIME OF DAY

Weather / Track : Cloudy / Dry

Donington Park National
 Circuit Length = 1.9790 miles
 Start: 14:01 Flag 14:13 End: 14:15

BMCRC - MRO Championships 2019 - Rnd 4 @ Donington Park
Reactive Parts MRO Powerbikes inc Racebuykz.com Clubman 1000
RACE 14 - SECTOR ANALYSIS



SECTOR 1 = FL to I1, SECTOR 2 = I1 to FL, DIFF = Difference To Personal Best Lap, P = Crossed Finish Line in Pit Lane, D = Time Disallowed

1 -		25.857	1:19.038	90.14	7.214	14:03:17.536
2 -	47.422	25.593	1:13.015	97.57	1.191	14:04:30.551
3 -	47.329	25.711	1:13.040	97.54	1.216	14:05:43.591
4 -	47.150	25.548	1:12.698	98.00	0.874	14:06:56.289
5 -	47.132	25.488	1:12.620	98.10	0.796	14:08:08.909
6 -	46.790	25.945	1:12.735	97.95	0.911	14:09:21.644
7 -	47.347	25.220	1:12.567 (3)	98.18	0.743	14:10:34.211
8 -	46.585	25.239	1:11.824 (1)	99.19		14:11:46.035
9 -	46.815	25.388	1:12.203 (2)	98.67	0.379	14:12:58.238
10 -	47.480	26.260	1:13.740	96.61	1.916	14:14:11.978

P6 40		Aiden PATMORE		Kawasaki - TBR Performance/NW Roofing			
IDEAL LAP TIME : 1:12.203		BEST LAP TIME : 1:12.558		DIFFERENCE : 0.355			
LAP	SECTOR 1	SECTOR 2	LAP TIME	MPH	DIFF	TIME OF DAY	
1 -		25.348	1:17.861	91.50	5.303	14:03:16.359	
2 -	47.545	25.926	1:13.471	96.97	0.913	14:04:29.830	
3 -	47.838	26.070	1:13.908	96.39	1.350	14:05:43.738	
4 -	47.606	25.888	1:13.494	96.94	0.936	14:06:57.232	
5 -	47.325	25.847	1:13.172	97.36	0.614	14:08:10.404	
6 -	46.867	25.762	1:12.629	98.09	0.071	14:09:23.033	
7 -	47.262	25.336	1:12.598 (2)	98.13	0.040	14:10:35.631	
8 -	47.122	25.436	1:12.558 (1)	98.19		14:11:48.189	
9 -	47.225	25.390	1:12.615 (3)	98.11	0.057	14:13:00.804	
10 -	47.218	26.183	1:13.401	97.06	0.843	14:14:14.205	

P7 17		Philip BAKER		BMW - Ashford accident repair center Godfrey plastering servic			
IDEAL LAP TIME : 1:12.224		BEST LAP TIME : 1:12.224		DIFFERENCE : 0.000			
LAP	SECTOR 1	SECTOR 2	LAP TIME	MPH	DIFF	TIME OF DAY	
1 -		25.909	1:19.828	89.24	7.604	14:03:18.326	
2 -	47.681	25.384	1:13.065	97.51	0.841	14:04:31.391	
3 -	47.276	25.856	1:13.132	97.42	0.908	14:05:44.523	
4 -	47.628	25.587	1:13.215	97.31	0.991	14:06:57.738	
5 -	47.464	25.375	1:12.839	97.81	0.615	14:08:10.577	
6 -	47.469	25.429	1:12.898	97.73	0.674	14:09:23.475	
7 -	47.914	25.362	1:13.276	97.23	1.052	14:10:36.751	
8 -	47.503	25.292	1:12.795 (3)	97.87	0.571	14:11:49.546	
9 -	47.097	25.127	1:12.224 (1)	98.64		14:13:01.770	
10 -	47.547	25.160	1:12.707 (2)	97.99	0.483	14:14:14.477	

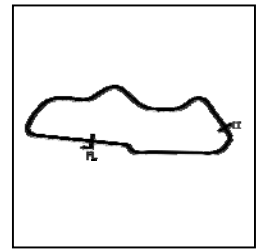
P8 175 C		Mark KENDLE		Kawasaki - LIMAR OILTOOLS			
IDEAL LAP TIME : 1:12.051		BEST LAP TIME : 1:12.147		DIFFERENCE : 0.096			
LAP	SECTOR 1	SECTOR 2	LAP TIME	MPH	DIFF	TIME OF DAY	
1 -		25.848	1:19.175	89.98	7.028	14:03:17.673	
2 -	47.311	25.714	1:13.025	97.56	0.878	14:04:30.698	
3 -	47.506	25.712	1:13.218	97.30	1.071	14:05:43.916	
4 -	48.021	25.653	1:13.674	96.70	1.527	14:06:57.590	
5 -	47.172	25.517	1:12.689	98.01	0.542	14:08:10.279	
6 -	46.765	25.382	1:12.147 (1)	98.75		14:09:22.426	
7 -	47.202	25.286	1:12.488 (2)	98.28	0.341	14:10:34.914	
8 -	47.297	25.353	1:12.650 (3)	98.06	0.503	14:11:47.564	
9 -	47.966	25.730	1:13.696	96.67	1.549	14:13:01.260	
10 -	47.674	25.768	1:13.442	97.01	1.295	14:14:14.702	

P9 56 C		Simon TUCKER		Kawasaki - Area51racing			
IDEAL LAP TIME : 1:13.213		BEST LAP TIME : 1:13.483		DIFFERENCE : 0.270			
LAP	SECTOR 1	SECTOR 2	LAP TIME	MPH	DIFF	TIME OF DAY	
1 -		25.827	1:20.069	88.98	6.586	14:03:18.567	
2 -	47.968	25.515	1:13.483 (1)	96.95		14:04:32.050	
3 -	47.698	26.084	1:13.782	96.56	0.299	14:05:45.832	
4 -	48.711	25.722	1:14.433	95.71	0.950	14:07:00.265	

Weather / Track : Cloudy / Dry

Donington Park National
 Circuit Length = 1.9790 miles
 Start: 14:01 Flag 14:13 End: 14:15

BMCRC - MRO Championships 2019 - Rnd 4 @ Donington Park
Reactive Parts MRO Powerbikes inc Racebuykz.com Clubman 1000
RACE 14 - SECTOR ANALYSIS



SECTOR 1 = FL to I1, SECTOR 2 = I1 to FL, DIFF = Difference To Personal Best Lap, P = Crossed Finish Line in Pit Lane, D = Time Disallowed

5 -	48.462	25.975	1:14.437	95.71	0.954	14:08:14.702
6 -	49.113	25.624	1:14.737	95.32	1.254	14:09:29.439
7 -	48.221	25.546	1:13.767 (3)	96.58	0.284	14:10:43.206
8 -	47.988	25.774	1:13.762 (2)	96.58	0.279	14:11:56.968
9 -	48.331	25.673	1:14.004	96.27	0.521	14:13:10.972
10 -	48.299	25.742	1:14.041	96.22	0.558	14:14:25.013

P10	8	John COUGHLAN	Aprilia - BIKERSWORLD
IDEAL LAP TIME : 1:13.888		BEST LAP TIME : 1:13.910	DIFFERENCE : 0.022

LAP	SECTOR 1	SECTOR 2	LAP TIME	MPH	DIFF	TIME OF DAY
1 -		26.723	1:22.189	86.68	8.279	14:03:20.687
2 -	48.604	26.350	1:14.954	95.05	1.044	14:04:35.641
3 -	49.357	26.308	1:15.665	94.16	1.755	14:05:51.306
4 -	48.718	26.168	1:14.886	95.13	0.976	14:07:06.192
5 -	48.597	26.092	1:14.689	95.39	0.779	14:08:20.881
6 -	48.257	25.990	1:14.247 (2)	95.95	0.337	14:09:35.128
7 -	48.060	25.850	1:13.910 (1)	96.39		14:10:49.038
8 -	48.565	26.023	1:14.588 (3)	95.51	0.678	14:12:03.626
9 -	48.912	25.828	1:14.740	95.32	0.830	14:13:18.366
10 -	48.657	26.019	1:14.676	95.40	0.766	14:14:33.042

P11	6	Dan SHAILER	Yamaha - McShailer Racing
IDEAL LAP TIME : 1:13.971		BEST LAP TIME : 1:14.216	DIFFERENCE : 0.245

LAP	SECTOR 1	SECTOR 2	LAP TIME	MPH	DIFF	TIME OF DAY
1 -		26.376	1:21.969	86.91	7.753	14:03:20.467
2 -	48.647	26.300	1:14.947	95.06	0.731	14:04:35.414
3 -	49.303	25.951	1:15.254	94.67	1.038	14:05:50.668
4 -	48.291	25.925	1:14.216 (1)	95.99		14:07:04.884
5 -	48.794	25.871	1:14.665	95.42	0.449	14:08:19.549
6 -	48.500	25.894	1:14.394 (2)	95.76	0.178	14:09:33.943
7 -	48.852	25.680	1:14.532 (3)	95.59	0.316	14:10:48.475
8 -	48.909	25.955	1:14.864	95.16	0.648	14:12:03.339
9 -	48.935	25.780	1:14.715	95.35	0.499	14:13:18.054
10 -	48.989	26.220	1:15.209	94.73	0.993	14:14:33.263

P12	24	Alan SMITH	Kawasaki - Orwells Mcs
IDEAL LAP TIME : 1:13.699		BEST LAP TIME : 1:14.043	DIFFERENCE : 0.344

LAP	SECTOR 1	SECTOR 2	LAP TIME	MPH	DIFF	TIME OF DAY
1 -		26.373	1:24.171	84.64	10.128	14:03:22.669
2 -	49.321	26.274	1:15.595	94.24	1.552	14:04:38.264
3 -	49.774	26.179	1:15.953	93.80	1.910	14:05:54.217
4 -	49.074	26.026	1:15.100	94.86	1.057	14:07:09.317
5 -	48.305	25.738	1:14.043 (1)	96.22		14:08:23.360
6 -	48.539	25.750	1:14.289	95.90	0.246	14:09:37.649
7 -	48.511	25.553	1:14.064 (2)	96.19	0.021	14:10:51.713
8 -	48.335	25.954	1:14.289	95.90	0.246	14:12:06.002
9 -	48.468	26.136	1:14.604	95.49	0.561	14:13:20.606
10 -	48.146	25.929	1:14.075 (3)	96.18	0.032	14:14:34.681

P13	35 C	Robert CRESSWELL	Kawasaki - ODDJOBROB Racing
IDEAL LAP TIME : 1:14.390		BEST LAP TIME : 1:14.495	DIFFERENCE : 0.105

LAP	SECTOR 1	SECTOR 2	LAP TIME	MPH	DIFF	TIME OF DAY
1 -		26.152	1:21.290	87.64	6.795	14:03:19.788
2 -	49.094	26.390	1:15.484	94.38	0.989	14:04:35.272
3 -	49.300	26.269	1:15.569	94.27	1.074	14:05:50.841
4 -	48.916	25.920	1:14.836	95.20	0.341	14:07:05.677
5 -	49.178	26.242	1:15.420	94.46	0.925	14:08:21.097
6 -	48.769	25.811	1:14.580 (2)	95.53	0.085	14:09:35.677
7 -	48.579	25.916	1:14.495 (1)	95.63		14:10:50.172
8 -	48.948	25.984	1:14.932	95.08	0.437	14:12:05.104

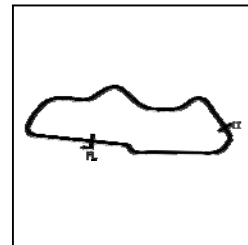
Weather / Track : Cloudy / Dry

Donington Park National
 Circuit Length = 1.9790 miles
 Start: 14:01 Flag 14:13 End: 14:15

BMCRC - MRO Championships 2019 - Rnd 4 @ Donington Park

Reactive Parts MRO Powerbikes inc Racebuykz.com Clubman 1000

RACE 14 - SECTOR ANALYSIS



SECTOR 1 = FL to I1, SECTOR 2 = I1 to FL, DIFF = Difference To Personal Best Lap, P = Crossed Finish Line in Pit Lane, D = Time Disallowed

9 -	48.642	25.940	1:14.582 (3)	95.52	0.087	14:13:19.686
10 -	48.801	26.264	1:15.065	94.91	0.570	14:14:34.751

P14 12		David COMBRINCK		Kawasaki -			
IDEAL LAP TIME : 1:13.871		BEST LAP TIME : 1:13.871		DIFFERENCE : 0.000			
LAP	SECTOR 1	SECTOR 2	LAP TIME	MPH	DIFF	TIME OF DAY	
1 -		26.488	1:23.740	85.08	9.869	14:03:22.238	
2 -	49.372	26.521	1:15.893	93.87	2.022	14:04:38.131	
3 -	48.921	26.671	1:15.592	94.25	1.721	14:05:53.723	
4 -	48.748	25.929	1:14.677	95.40	0.806	14:07:08.400	
5 -	48.813	26.000	1:14.813	95.23	0.942	14:08:23.213	
6 -	48.273	26.017	1:14.290 (2)	95.90	0.419	14:09:37.503	
7 -	48.142	25.729	1:13.871 (1)	96.44		14:10:51.374	
8 -	48.231	26.584	1:14.815	95.23	0.944	14:12:06.189	
9 -	48.656	26.129	1:14.785	95.26	0.914	14:13:20.974	
10 -	48.618	25.954	1:14.572 (3)	95.54	0.701	14:14:35.546	

P15 277 C		Adrian AVERRE		Yamaha - Ryders Alley Racing			
IDEAL LAP TIME : 1:14.414		BEST LAP TIME : 1:14.437		DIFFERENCE : 0.023			
LAP	SECTOR 1	SECTOR 2	LAP TIME	MPH	DIFF	TIME OF DAY	
1 -		26.751	1:23.158	85.67	8.721	14:03:21.656	
2 -	48.925	26.267	1:15.192	94.75	0.755	14:04:36.848	
3 -	48.732	26.109	1:14.841	95.19	0.404	14:05:51.689	
4 -	48.648	26.037	1:14.685	95.39	0.248	14:07:06.374	
5 -	48.911	26.276	1:15.187	94.75	0.750	14:08:21.561	
6 -	48.649	25.821	1:14.470 (2)	95.67	0.033	14:09:36.031	
7 -	48.671	25.766	1:14.437 (1)	95.71		14:10:50.468	
8 -	48.886	25.988	1:14.874	95.15	0.437	14:12:05.342	
9 -	49.562	26.352	1:15.914	93.85	1.477	14:13:21.256	
10 -	48.746	25.768	1:14.514 (3)	95.61	0.077	14:14:35.770	

P16 57 C		David MILLS		Kawasaki - A51 Racing			
IDEAL LAP TIME : 1:13.684		BEST LAP TIME : 1:14.089		DIFFERENCE : 0.405			
LAP	SECTOR 1	SECTOR 2	LAP TIME	MPH	DIFF	TIME OF DAY	
1 -		27.088	1:22.962	85.87	8.873	14:03:21.460	
2 -	48.783	26.535	1:15.318	94.59	1.229	14:04:36.778	
3 -	49.333	26.237	1:15.570	94.27	1.481	14:05:52.348	
4 -	49.318	26.275	1:15.593	94.25	1.504	14:07:07.941	
5 -	48.887	26.223	1:15.110	94.85	1.021	14:08:23.051	
6 -	49.250	25.809	1:15.059 (3)	94.92	0.970	14:09:38.110	
7 -	48.410	25.838	1:14.248 (2)	95.95	0.159	14:10:52.358	
8 -	49.119	26.041	1:15.160	94.79	1.071	14:12:07.518	
9 -	47.875	26.214	1:14.089 (1)	96.16		14:13:21.607	
10 -	49.008	26.129	1:15.137	94.82	1.048	14:14:36.744	

P17 555 C		Dan CHRISTOS		Kawasaki - Christos Commercial LTD			
IDEAL LAP TIME : 1:14.748		BEST LAP TIME : 1:14.748		DIFFERENCE : 0.000			
LAP	SECTOR 1	SECTOR 2	LAP TIME	MPH	DIFF	TIME OF DAY	
1 -		26.483	1:24.981	83.83	10.233	14:03:23.479	
2 -	49.695	26.592	1:16.287	93.39	1.539	14:04:39.766	
3 -	49.494	26.596	1:16.090	93.63	1.342	14:05:55.856	
4 -	49.739	26.621	1:16.360	93.30	1.612	14:07:12.216	
5 -	49.806	26.389	1:16.195	93.50	1.447	14:08:28.411	
6 -	48.754	26.362	1:15.116 (2)	94.84	0.368	14:09:43.527	
7 -	48.822	26.304	1:15.126 (3)	94.83	0.378	14:10:58.653	
8 -	48.670	26.078	1:14.748 (1)	95.31		14:12:13.401	
9 -	48.716	26.563	1:15.279	94.64	0.531	14:13:28.680	
10 -	49.735	26.717	1:16.452	93.19	1.704	14:14:45.132	

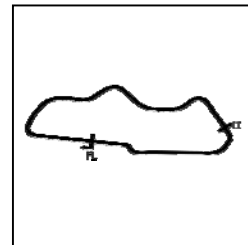
Weather / Track : Cloudy / Dry

Donington Park National
Circuit Length = 1.9790 miles
Start: 14:01 Flag 14:13 End: 14:15

BMCRC - MRO Championships 2019 - Rnd 4 @ Donington Park

Reactive Parts MRO Powerbikes inc Racebuykz.com Clubman 1000

RACE 14 - SECTOR ANALYSIS



SECTOR 1 = FL to I1, SECTOR 2 = I1 to FL, DIFF = Difference To Personal Best Lap, P = Crossed Finish Line in Pit Lane, D = Time Disallowed

P18 46 C		Simon GATES		Kawasaki - Team Kawafati			
IDEAL LAP TIME : 1:15.239		BEST LAP TIME : 1:15.550		DIFFERENCE : 0.311			
LAP	SECTOR 1	SECTOR 2	LAP TIME	MPH	DIFF	TIME OF DAY	
1 -		27.050	1:24.148	84.66	8.598	14:03:22.646	
2 -	50.316	26.129	1:16.445	93.19	0.895	14:04:39.091	
3 -	49.223	26.327	1:15.550 (1)	94.30		14:05:54.641	
4 -	49.742	26.351	1:16.093	93.63	0.543	14:07:10.734	
5 -	50.744	26.685	1:17.429	92.01	1.879	14:08:28.163	
6 -	50.189	26.432	1:16.621	92.98	1.071	14:09:44.784	
7 -	49.820	26.016	1:15.836	93.94	0.286	14:11:00.620	
8 -	49.398	26.369	1:15.767 (3)	94.03	0.217	14:12:16.387	
9 -	49.512	26.452	1:15.964	93.78	0.414	14:13:32.351	
10 -	49.572	26.185	1:15.757 (2)	94.04	0.207	14:14:48.108	

P19 83 C		Jason SIGGS		Yamaha - J Siggs Construction			
IDEAL LAP TIME : 1:16.006		BEST LAP TIME : 1:16.006		DIFFERENCE : 0.000			
LAP	SECTOR 1	SECTOR 2	LAP TIME	MPH	DIFF	TIME OF DAY	
1 -		26.681	1:23.504	85.32	7.498	14:03:22.002	
2 -	49.610	26.396	1:16.006 (1)	93.73		14:04:38.008	
3 -	49.722	26.447	1:16.169 (2)	93.53	0.163	14:05:54.177	
4 -	49.916	26.477	1:16.393 (3)	93.26	0.387	14:07:10.570	
5 -	50.371	27.093	1:17.464	91.97	1.458	14:08:28.034	
6 -	49.865	26.824	1:16.689	92.90	0.683	14:09:44.723	
7 -	50.114	26.812	1:16.926	92.61	0.920	14:11:01.649	
8 -	49.801	26.709	1:16.510	93.12	0.504	14:12:18.159	
9 -	50.352	26.652	1:17.004	92.52	0.998	14:13:35.163	
10 -	50.670	26.937	1:17.607	91.80	1.601	14:14:52.770	

P20 75 C		Paul MARLEY		Kawasaki -			
IDEAL LAP TIME : 1:15.858		BEST LAP TIME : 1:16.211		DIFFERENCE : 0.353			
LAP	SECTOR 1	SECTOR 2	LAP TIME	MPH	DIFF	TIME OF DAY	
1 -		27.217	1:25.479	83.34	9.268	14:03:23.977	
2 -	50.540	26.647	1:17.187	92.30	0.976	14:04:41.164	
3 -	49.375	26.965	1:16.340 (3)	93.32	0.129	14:05:57.504	
4 -	49.640	26.571	1:16.211 (1)	93.48		14:07:13.715	
5 -	49.683	26.628	1:16.311 (2)	93.36	0.100	14:08:30.026	
6 -	49.885	26.768	1:16.653	92.94	0.442	14:09:46.679	
7 -	50.024	26.483	1:16.507	93.12	0.296	14:11:03.186	
8 -	49.885	27.004	1:16.889	92.66	0.678	14:12:20.075	
9 -	50.151	27.250	1:17.401	92.04	1.190	14:13:37.476	
10 -	49.705	27.168	1:16.873	92.68	0.662	14:14:54.349	

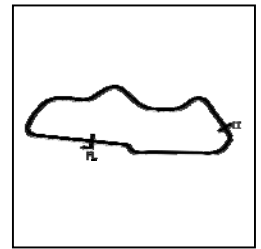
P21 188 C		Cecil DINSMORE		Suzuki - KnC Racing			
IDEAL LAP TIME : 1:17.062		BEST LAP TIME : 1:17.062		DIFFERENCE : 0.000			
LAP	SECTOR 1	SECTOR 2	LAP TIME	MPH	DIFF	TIME OF DAY	
1 -		27.905	1:27.100	81.79	10.038	14:03:25.598	
2 -	50.886	27.404	1:18.290	91.00	1.228	14:04:43.888	
3 -	50.488	27.340	1:17.828	91.54	0.766	14:06:01.716	
4 -	50.709	27.114	1:17.823 (3)	91.54	0.761	14:07:19.539	
5 -	50.969	26.916	1:17.885	91.47	0.823	14:08:37.424	
6 -	50.499	27.052	1:17.551 (2)	91.87	0.489	14:09:54.975	
7 -	50.167	26.895	1:17.062 (1)	92.45		14:11:12.037	
8 -	50.872	27.138	1:18.010	91.32	0.948	14:12:30.047	
9 -	51.202	27.005	1:18.207	91.09	1.145	14:13:48.254	
10 -	50.999	27.418	1:18.417	90.85	1.355	14:15:06.671	

P22 96		Jose TOUCEDA		Kawasaki - Cell2			
IDEAL LAP TIME : 1:18.239		BEST LAP TIME : 1:18.389		DIFFERENCE : 0.150			
LAP	SECTOR 1	SECTOR 2	LAP TIME	MPH	DIFF	TIME OF DAY	

Weather / Track : Cloudy / Dry

Donington Park National
Circuit Length = 1.9790 miles
Start: 14:01 Flag 14:13 End: 14:15

BMCRC - MRO Championships 2019 - Rnd 4 @ Donington Park
Reactive Parts MRO Powerbikes inc Racebuykz.com Clubman 1000
RACE 14 - SECTOR ANALYSIS



SECTOR 1 = FL to I1, SECTOR 2 = I1 to FL, DIFF = Difference To Personal Best Lap, P = Crossed Finish Line in Pit Lane, D = Time Disallowed

1 -		27.883	1:26.654	82.21	8.265	14:03:25.152
2 -	50.867	27.522	1:18.389 (1)	90.88		14:04:43.541
3 -	51.131	27.372	1:18.503 (2)	90.75	0.114	14:06:02.044
4 -	51.257	27.445	1:18.702 (3)	90.52	0.313	14:07:20.746
5 -	52.159	27.671	1:19.830	89.24	1.441	14:08:40.576
6 -	51.240	27.496	1:18.736	90.48	0.347	14:09:59.312
7 -	51.845	27.444	1:19.289	89.85	0.900	14:11:18.601
8 -	51.944	27.716	1:19.660	89.43	1.271	14:12:38.261
9 -	51.732	27.612	1:19.344	89.79	0.955	14:13:57.605

P23 90 C	Dave NESTER		BMW -			
IDEAL LAP TIME : 1:19.564		BEST LAP TIME : 1:19.870		DIFFERENCE : 0.306		
LAP	SECTOR 1	SECTOR 2	LAP TIME	MPH	DIFF	TIME OF DAY
1 -		27.704	1:28.568	80.44	8.698	14:03:27.066
2 -	52.153	28.001	1:20.154 (3)	88.88	0.284	14:04:47.220
3 -	51.860	28.010	1:19.870 (1)	89.20		14:06:07.090
4 -	52.374	28.303	1:20.677	88.31	0.807	14:07:27.767
5 -	54.565	28.590	1:23.155	85.67	3.285	14:08:50.922
6 -	51.922	27.995	1:19.917 (2)	89.15	0.047	14:10:10.839
7 -	53.469	27.993	1:21.462	87.45	1.592	14:11:32.301
8 -	52.805	27.876	1:20.681	88.30	0.811	14:12:52.982
9 -	52.544	27.826	1:20.370	88.64	0.500	14:14:13.352

P24 128 C	Kevin CLARKE		Suzuki -			
IDEAL LAP TIME : 1:19.812		BEST LAP TIME : 1:19.820		DIFFERENCE : 0.008		
LAP	SECTOR 1	SECTOR 2	LAP TIME	MPH	DIFF	TIME OF DAY
1 -		28.582	1:29.091	79.97	9.271	14:03:27.589
2 -	53.358	28.199	1:21.557	87.35	1.737	14:04:49.146
3 -	52.991	28.139	1:21.130	87.81	1.310	14:06:10.276
4 -	53.362	27.633	1:20.995	87.96	1.175	14:07:31.271
5 -	52.179	28.102	1:20.281 (2)	88.74	0.461	14:08:51.552
6 -	52.183	27.637	1:19.820 (1)	89.25		14:10:11.372
7 -	53.242	27.773	1:21.015	87.94	1.195	14:11:32.387
8 -	52.860	28.276	1:21.136	87.81	1.316	14:12:53.523
9 -	52.296	28.527	1:20.823 (3)	88.15	1.003	14:14:14.346

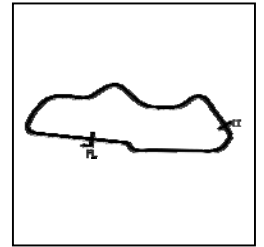
P25 258 C	Ande FRIEND		Kawasaki - Flying colours Motorcycle Training			
IDEAL LAP TIME : 1:18.787		BEST LAP TIME : 1:18.787		DIFFERENCE : 0.000		
LAP	SECTOR 1	SECTOR 2	LAP TIME	MPH	DIFF	TIME OF DAY
1 -		30.580	1:33.846	75.91	15.059	14:03:32.344
2 -	56.447	30.280	1:26.727	82.15	7.940	14:04:59.071
3 -	55.290	29.444	1:24.734	84.08	5.947	14:06:23.805
4 -	54.439	28.831	1:23.270	85.56	4.483	14:07:47.075
5 -	53.062	41.196	1:34.258	75.58	15.471	14:09:21.333
6 -	52.916	27.907	1:20.823	88.15	2.036	14:10:42.156
7 -	51.247	27.540	1:18.787 (1)	90.42		14:12:00.943
8 -	51.987	27.974	1:19.961 (3)	89.10	1.174	14:13:20.904
9 -	51.545	27.692	1:19.237 (2)	89.91	0.450	14:14:40.141

P26 127 C	George HINDLE		BMW - GDH Racing			
IDEAL LAP TIME : 1:12.772		BEST LAP TIME : 1:12.772		DIFFERENCE : 0.000		
LAP	SECTOR 1	SECTOR 2	LAP TIME	MPH	DIFF	TIME OF DAY
1 -		27.349	1:26.653	82.22	13.881	14:03:25.151
2 -	49.907	26.421	1:16.328	93.34	3.556	14:04:41.479
3 -	49.354	26.585	1:15.939	93.82	3.167	14:05:57.418
4 -	48.259	26.268	1:14.527	95.59	1.755	14:07:11.945
5 -	49.157	26.293	1:15.450	94.42	2.678	14:08:27.395
6 -	47.644	25.570	1:13.214 (2)	97.31	0.442	14:09:40.609
7 -	47.470	25.302	1:12.772 (1)	97.90		14:10:53.381
8 -	48.439	25.868	1:14.307	95.88	1.535	14:12:07.688

Weather / Track : Cloudy / Dry

Donington Park National
 Circuit Length = 1.9790 miles
 Start: 14:01 Flag 14:13 End: 14:15

BMCRC - MRO Championships 2019 - Rnd 4 @ Donington Park
Reactive Parts MRO Powerbikes inc Racebuykz.com Clubman 1000
RACE 14 - SECTOR ANALYSIS



SECTOR 1 = FL to I1, SECTOR 2 = I1 to FL, DIFF = Difference To Personal Best Lap, P = Crossed Finish Line in Pit Lane, D = Time Disallowed

9 -	47.844	26.447	1:14.291 (3)	95.90	1.519	14:13:21.979
10 -	48.793	IN PIT	1:19.677 P	89.41	6.905	14:14:41.656

P27 143	Steve PALMER		Yamaha - 4C8/Mk1 Transit racing			
IDEAL LAP TIME : 1:11.735		BEST LAP TIME : 1:11.818	DIFFERENCE : 0.083			
LAP	SECTOR 1	SECTOR 2	LAP TIME	MPH	DIFF	TIME OF DAY
1 -		25.480	1:17.522	91.90	5.704	14:03:16.020
2 -	46.710	25.108	1:11.818 (1)	99.20		14:04:27.838
3 -	46.627	25.603	1:12.230 (2)	98.63	0.412	14:05:40.068

P28 9 C	Luke DIXON		BMW -			
IDEAL LAP TIME : 1:14.931		BEST LAP TIME :	DIFFERENCE :			
LAP	SECTOR 1	SECTOR 2	LAP TIME	MPH	DIFF	TIME OF DAY
1 -		26.515	1:22.644	86.20		14:03:21.142

BMCRC - MRO Championships 2019 - Rnd 4 @ Donington Park

Reactive Parts MRO Powerbikes inc Racebuykz.com Clubman 1000

RACE 14 - BEST SECTORS

SECTOR 1			SECTOR 2			IDEAL / BEST COMPARISON						
POS	NO	NAME	TIME	NO	NAME	TIME	POS	NO	NAME	IDEAL	BEST	DIFF
									PERFECT LAP	1:10.009		
1	72	O'BRIEN	45.670	72	O'BRIEN	24.339	1	72	O'BRIEN	1:10.009	1:10.066	0.057
2	60	BAKER	46.204	60	BAKER	24.564	2	60	BAKER	1:10.768	1:10.851	0.083
3	39	MORGAN	46.585	98	DICKINSON	24.772	3	98	DICKINSON	1:11.565	1:11.565	0.000
4	29	BRIDGER	46.624	143	PALMER	25.108	4	143	PALMER	1:11.735	1:11.818	0.083
5	143	PALMER	46.627	17	BAKER	25.127	5	29	BRIDGER	1:11.777	1:11.819	0.042
6	175	KENDLE	46.765	29	BRIDGER	25.153	6	39	MORGAN	1:11.805	1:11.824	0.019
7	98	DICKINSON	46.793	39	MORGAN	25.220	7	175	KENDLE	1:12.051	1:12.147	0.096
8	40	PATMORE	46.867	175	KENDLE	25.286	8	40	PATMORE	1:12.203	1:12.558	0.355
9	17	BAKER	47.097	127	HINDLE	25.302	9	17	BAKER	1:12.224	1:12.224	0.000
10	127	HINDLE	47.470	40	PATMORE	25.336	10	127	HINDLE	1:12.772	1:12.772	0.000
11	56	TUCKER	47.698	56	TUCKER	25.515	11	56	TUCKER	1:13.213	1:13.483	0.270
12	57	MILLS	47.875	24	SMITH	25.553	12	57	MILLS	1:13.684	1:14.089	0.405
13	8	COUGHLAN	48.060	6	SHAILER	25.680	13	24	SMITH	1:13.699	1:14.043	0.344
14	12	COMBRINCK	48.142	12	COMBRINCK	25.729	14	12	COMBRINCK	1:13.871	1:13.871	0.000
15	24	SMITH	48.146	277	AVERRE	25.766	15	8	COUGHLAN	1:13.888	1:13.910	0.022
16	6	SHAILER	48.291	57	MILLS	25.809	16	6	SHAILER	1:13.971	1:14.216	0.245
17	9	DIXON	48.416	35	CRESSWELL	25.811	17	35	CRESSWELL	1:14.390	1:14.495	0.105
18	35	CRESSWELL	48.579	8	COUGHLAN	25.828	18	277	AVERRE	1:14.414	1:14.437	0.023
19	277	AVERRE	48.648	46	GATES	26.016	19	555	CHRISTOS	1:14.748	1:14.748	0.000
20	555	CHRISTOS	48.670	555	CHRISTOS	26.078	20	9	DIXON	1:14.931		
21	46	GATES	49.223	83	SIGGS	26.396	21	46	GATES	1:15.239	1:15.550	0.311
22	75	MARLEY	49.375	75	MARLEY	26.483	22	75	MARLEY	1:15.858	1:16.211	0.353
23	83	SIGGS	49.610	9	DIXON	26.515	23	83	SIGGS	1:16.006	1:16.006	0.000
24	188	DINSMORE	50.167	188	DINSMORE	26.895	24	188	DINSMORE	1:17.062	1:17.062	0.000
25	96	TOUCEDA	50.867	96	TOUCEDA	27.372	25	96	TOUCEDA	1:18.239	1:18.389	0.150
26	258	FRIEND	51.247	258	FRIEND	27.540	26	258	FRIEND	1:18.787	1:18.787	0.000
27	90	NESTER	51.860	128	CLARKE	27.633	27	90	NESTER	1:19.564	1:19.870	0.306
28	128	CLARKE	52.179	90	NESTER	27.704	28	128	CLARKE	1:19.812	1:19.820	0.008
29												

Weather / Track : Cloudy / Dry

Donington Park National
 Circuit Length = 1.9790 miles
 Start: 14:01 Flag 14:13 End: 14:15

Results can be found at www.tsl-timing.com

Printed - 14:37 Sunday, 19 May 2019

BMCRC-MRO Championships 2019



**L&W CONTRACTORS BMCRC Rookie
600 & 1000**

Donington Park National

18th/19th May 2019



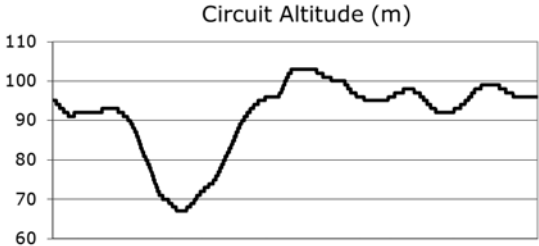
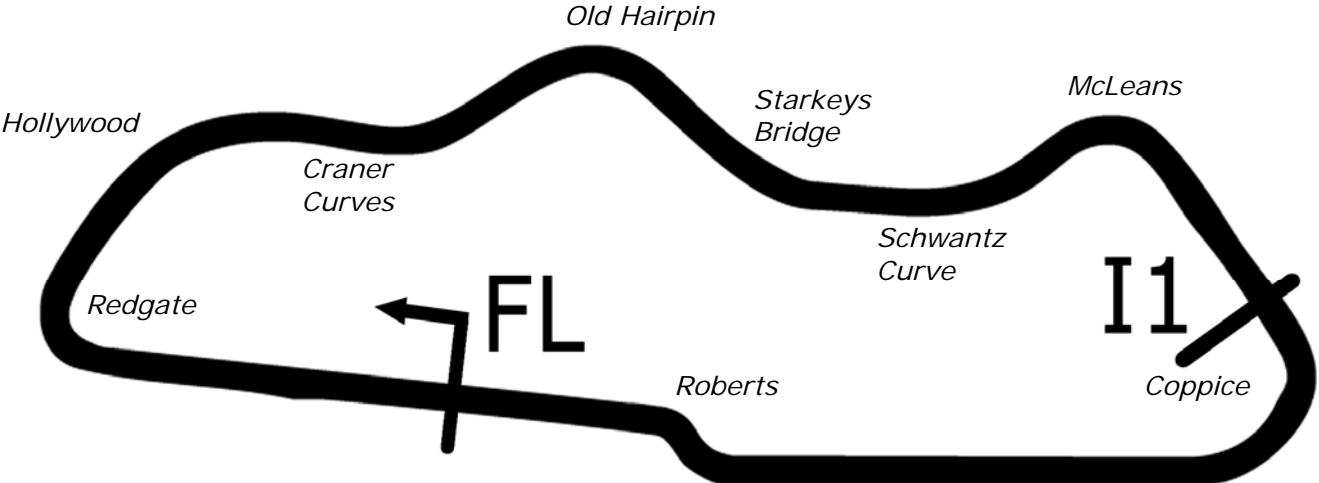
Results Provided by Timing Solutions Ltd
www.tsl-timing.com

Donington Park National



SPORTS TIMING

TIMING SOLUTIONS LTD



Length	1.9790 miles	3185.0 m	
FL		52.82971 N	1.37867 W
I1	2096m	52.82978 N	1.36508 W
Pit Entry	3100m	52.82951 N	1.37832 W
Pit Exit	229m after FL	52.82996 N	1.38205 W
Pit Entry–Pit Exit 287m, 17.2s @60kph, 12.9s @80kph			

All results available at www.tsl-timing.com

BMCRC - MRO Championships 2019 - Rnd 4 @ Donington Park

Reactive Parts MRO Powerbikes & Rookie 1000s

FREE PRACTICE - CLASSIFICATION

POS	NO	CL	PIC NAME	ENTRY	TIME	ON	LAPS	GAP	DIFF	MPH
1	40		1 Aiden PATMORE	Kawasaki - TBR Performance/NW Roofing	1:23.007	10	10			85.83
2	272	C	1 Daniel JOHNSON	BMW -	1:24.859	10	10	1.852	1.852	83.95
3	143		2 Steve PALMER	Yamaha - 4C8/Mk1 Transit racing	1:25.029	8	9	2.022	0.170	83.79
4	29	C	2 Mark BRIDGER	Yamaha - Moremoto	1:25.658	8	8	2.651	0.629	83.17
5	71	1000	1 Seb JENKINS	Yamaha - Advertise your business here!	1:26.624	10	10	3.617	0.966	82.24
6	35	C	3 Robert CRESSWELL	Kawasaki - ODDJOBROB Racing	1:28.129	10	10	5.122	1.505	80.84
7	6		3 Dan SHAILER	Yamaha - McShailer Racing	1:29.584	5	6	6.577	1.455	79.53
8	175	C	4 Mark KENDLE	Kawasaki - LiMAR OILTOOLS	1:29.592	8	9	6.585	0.008	79.52
9	555	C	5 Dan CHRISTOS	Kawasaki - Christos Commercials LTD	1:31.057	7	8	8.050	1.465	78.24
10	611	1000	2 Gary DRAKE	Suzuki -	1:31.777	9	9	8.770	0.720	77.62
11	75	C	6 Paul MARLEY	Kawasaki -	1:32.021	8	9	9.014	0.244	77.42
12	13		4 Mark PENNINGTON	Suzuki - MP Racing	1:32.602	7	8	9.595	0.581	76.93
13	98		5 Rick DICKINSON	BMW - MotorcycleRaceParts.co.uk.co.uk	1:33.072	4	5	10.065	0.470	76.54
14	60*		6 Peter BAKER	Kawasaki - Dodfrey Engineering	1:33.168	4	5	10.161	0.096	76.47
15	173		7 Stephen DRAPER	Yamaha -	1:33.359	6	7	10.352	0.191	76.31
16	421	1000	3 Daniel TINSLEY	Yamaha -	1:33.751	9	9	10.744	0.392	75.99
17	12		8 David COMBRINCK	Kawasaki -	1:33.819	9	9	10.812	0.068	75.94
18	9*	1000	4 Luke DIXON	BMW -	1:34.424	5	9	11.417	0.605	75.45
19	46	C	7 Simon GATES	Kawasaki - Team Kawafati	1:34.726	7	9	11.719	0.302	75.21
20	17		9 Philip BAKER	BMW - Ashford accident repair center Godfrey plastering	1:34.922	7	8	11.915	0.196	75.05
21	90	C	8 Dave NESTER	BMW -	1:36.792	9	9	13.785	1.870	73.60
22	8		10 John COUGHLAN	Aprilia - BIKERSWORLD	1:36.885	7	8	13.878	0.093	73.53
23	100*	1000	5 James FEARN	Honda -	1:39.215	2	3	16.208	2.330	71.81
24	83	C	9 Jason SIGGS	Yamaha - J Siggs Construction	1:39.834	5	6	16.827	0.619	71.36
25	801	1000	6 Stefan MARSHALL	Yamaha -	1:41.685	6	7	18.678	1.851	70.06
26	128	C	10 Kevin CLARKE	Suzuki -	1:43.217	5	6	20.210	1.532	69.02
27	841*	1000	8 Shane YOUNG	Yamaha -	1:47.552	3	4	24.545	4.335	66.24
28	18	1000	9 Albert WILLISHER	Suzuki - willsher machinery ltd	1:48.041	5	6	25.034	0.489	65.94
29	72		11 Michael O'BRIEN	Yamaha -			2			
30	711	1000	10 Craig WRIGHT	Kawasaki -			2			

No. 9, 60, 100 & 841 - Please fit a working transponder

Weather / Track : Cloudy / Damp

These results are provisional until the conclusion of any judicial and technical matters.

Donington Park National

Circuit Length = 1.9790 miles

Start: 09:01 Flag 09:15 End: 09:17

Clerk Of Course :

Timekeeper :

Results can be found at www.tsl-timing.com

Printed - 09:18 Saturday, 18 May 2019



BMCRC - MRO Championships 2019 - Rnd 4 @ Donington Park

Reactive Parts MRO Powerbikes & Rookie 1000s

FREE PRACTICE - SECTOR ANALYSIS



SECTOR 1 = FL to I1, SECTOR 2 = I1 to FL, DIFF = Difference To Personal Best Lap, P = Crossed Finish Line in Pit Lane, D = Time Disallowed

P1 40		Aiden PATMORE		Kawasaki - TBR Performance/NW Roofing		
IDEAL LAP TIME : 1:22.713		BEST LAP TIME : 1:23.007		DIFFERENCE : 0.294		
LAP	SECTOR 1	SECTOR 2	LAP TIME	MPH	DIFF	TIME OF DAY
1 -						09:02:37.725
2 -	1:04.223	31.498	1:35.721	74.43	12.714	09:04:13.446
3 -	1:01.048	30.230	1:31.278	78.05	8.271	09:05:44.724
4 -	58.775	28.890	1:27.665	81.27	4.658	09:07:12.389
5 -	57.088	29.525	1:26.613	82.25	3.606	09:08:39.002
6 -	57.796	30.947	1:28.743	80.28	5.736	09:10:07.745
7 -	56.322	29.782	1:26.104 (3)	82.74	3.097	09:11:33.849
8 -	58.370	29.823	1:28.193	80.78	5.186	09:13:02.042
9 -	55.504	28.585	1:24.089 (2)	84.72	1.082	09:14:26.131
10 -	54.128	28.879	1:23.007 (1)	85.83		09:15:49.138

P2 272 C		Daniel JOHNSON		BMW -		
IDEAL LAP TIME : 1:24.859		BEST LAP TIME : 1:24.859		DIFFERENCE : 0.000		
LAP	SECTOR 1	SECTOR 2	LAP TIME	MPH	DIFF	TIME OF DAY
1 -						09:02:43.125
2 -	1:06.816	33.263	1:40.079	71.19	15.220	09:04:23.204
3 -	1:02.602	32.018	1:34.620	75.29	9.761	09:05:57.824
4 -	1:00.265	30.925	1:31.190	78.12	6.331	09:07:29.014
5 -	59.375	29.923	1:29.298	79.78	4.439	09:08:58.312
6 -	57.178	29.093	1:26.271	82.58	1.412	09:10:24.583
7 -	57.092	29.226	1:26.318	82.53	1.459	09:11:50.901
8 -	56.410	29.185	1:25.595 (3)	83.23	0.736	09:13:16.496
9 -	56.445	29.010	1:25.455 (2)	83.37	0.596	09:14:41.951
10 -	55.922	28.937	1:24.859 (1)	83.95		09:16:06.810

P3 143		Steve PALMER		Yamaha - 4C8/Mk1 Transit racing		
IDEAL LAP TIME : 1:25.029		BEST LAP TIME : 1:25.029		DIFFERENCE : 0.000		
LAP	SECTOR 1	SECTOR 2	LAP TIME	MPH	DIFF	TIME OF DAY
1 -						09:03:37.346
2 -	1:06.108	32.218	1:38.326	72.45	13.297	09:05:15.672
3 -	59.384	30.927	1:30.311	78.89	5.282	09:06:45.983
4 -	58.068	30.847	1:28.915	80.12	3.886	09:08:14.898
5 -	1:01.465	29.845	1:31.310	78.02	6.281	09:09:46.208
6 -	57.402	30.162	1:27.564 (3)	81.36	2.535	09:11:13.772
7 -	57.816	30.458	1:28.274	80.71	3.245	09:12:42.046
8 -	55.508	29.521	1:25.029 (1)	83.79		09:14:07.075
9 -	56.410	29.709	1:26.119 (2)	82.73	1.090	09:15:33.194

P4 29 C		Mark BRIDGER		Yamaha - Moremoto		
IDEAL LAP TIME : 1:25.465		BEST LAP TIME : 1:25.658		DIFFERENCE : 0.193		
LAP	SECTOR 1	SECTOR 2	LAP TIME	MPH	DIFF	TIME OF DAY
1 -		IN PIT			P	09:04:18.236
2 -	OUTLAP	33.372	2:08.985	55.23	43.327	09:06:27.221
3 -	1:02.561	30.806	1:33.367	76.30	7.709	09:08:00.588
4 -	1:00.428	30.239	1:30.667	78.58	5.009	09:09:31.255
5 -	57.702	29.670	1:27.372	81.54	1.714	09:10:58.627
6 -	56.459	29.322	1:25.781 (2)	83.05	0.123	09:12:24.408
7 -	57.852	29.201	1:27.053 (3)	81.84	1.395	09:13:51.461
8 -	56.264	29.394	1:25.658 (1)	83.17		09:15:17.119

P5 71 1000		Seb JENKINS		Yamaha - Advertise your business here!		
IDEAL LAP TIME : 1:26.399		BEST LAP TIME : 1:26.624		DIFFERENCE : 0.225		
LAP	SECTOR 1	SECTOR 2	LAP TIME	MPH	DIFF	TIME OF DAY
1 -						09:02:39.564
2 -	1:05.536	32.333	1:37.869	72.79	11.245	09:04:17.433
3 -	59.915	30.076	1:29.991	79.17	3.367	09:05:47.424

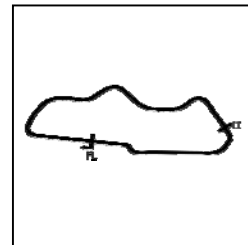
Weather / Track : Cloudy / Damp

Donington Park National
Circuit Length = 1.9790 miles
Start: 09:01 Flag 09:15 End: 09:17

BMCRC - MRO Championships 2019 - Rnd 4 @ Donington Park

Reactive Parts MRO Powerbikes & Rookie 1000s

FREE PRACTICE - SECTOR ANALYSIS



SECTOR 1 = FL to I1, SECTOR 2 = I1 to FL, DIFF = Difference To Personal Best Lap, P = Crossed Finish Line in Pit Lane, D = Time Disallowed

4 -	1:00.275	30.213	1:30.488	78.73	3.864	09:07:17.912
5 -	59.193	30.647	1:29.840	79.30	3.216	09:08:47.752
6 -	58.391	30.007	1:28.398	80.59	1.774	09:10:16.150
7 -	57.513	30.249	1:27.762	81.18	1.138	09:11:43.912
8 -	56.876	30.352	1:27.228 (3)	81.67	0.604	09:13:11.140
9 -	57.080	29.999	1:27.079 (2)	81.81	0.455	09:14:38.219
10 -	57.101	29.523	1:26.624 (1)	82.24		09:16:04.843

P6 35 C Robert CRESSWELL		Kawasaki - ODDJOBROB Racing				
IDEAL LAP TIME : 1:28.129		BEST LAP TIME : 1:28.129		DIFFERENCE : 0.000		
LAP	SECTOR 1	SECTOR 2	LAP TIME	MPH	DIFF	TIME OF DAY
1 -						09:02:36.833
2 -	1:04.216	32.191	1:36.407	73.90	8.278	09:04:13.240
3 -	1:01.708	31.432	1:33.140	76.49	5.011	09:05:46.380
4 -	59.465	30.937	1:30.402	78.81	2.273	09:07:16.782
5 -	59.849	31.681	1:31.530	77.83	3.401	09:08:48.312
6 -	59.949	31.796	1:31.745	77.65	3.616	09:10:20.057
7 -	59.314	30.808	1:30.122	79.05	1.993	09:11:50.179
8 -	58.964	30.696	1:29.660 (3)	79.46	1.531	09:13:19.839
9 -	58.360	30.168	1:28.528 (2)	80.47	0.399	09:14:48.367
10 -	58.274	29.855	1:28.129 (1)	80.84		09:16:16.496

P7 6 Dan SHAILER		Yamaha - McShailer Racing				
IDEAL LAP TIME : 1:29.584		BEST LAP TIME : 1:29.584		DIFFERENCE : 0.000		
LAP	SECTOR 1	SECTOR 2	LAP TIME	MPH	DIFF	TIME OF DAY
1 -						09:02:47.779
2 -	1:07.617	31.845	1:39.462	71.63	9.878	09:04:27.241
3 -	1:01.464	30.591	1:32.055 (3)	77.39	2.471	09:05:59.296
4 -	1:00.054	30.091	1:30.145 (2)	79.03	0.561	09:07:29.441
5 -	59.634	29.950	1:29.584 (1)	79.53		09:08:59.025
6 -	1:04.778	IN PIT	2:23.781 P	49.55	54.197	09:11:22.806

P8 175 C Mark KENDLE		Kawasaki - LIMAR OILTOOLS				
IDEAL LAP TIME : 1:29.592		BEST LAP TIME : 1:29.592		DIFFERENCE : 0.000		
LAP	SECTOR 1	SECTOR 2	LAP TIME	MPH	DIFF	TIME OF DAY
1 -						09:02:43.512
2 -	1:07.649	33.789	1:41.438	70.23	11.846	09:04:24.950
3 -	1:04.568	32.415	1:36.983	73.46	7.391	09:06:01.933
4 -	1:02.435	31.316	1:33.751	75.99	4.159	09:07:35.684
5 -	1:02.695	32.182	1:34.877	75.09	5.285	09:09:10.561
6 -	1:02.417	32.036	1:34.453	75.43	4.861	09:10:45.014
7 -	1:01.538	31.152	1:32.690 (3)	76.86	3.098	09:12:17.704
8 -	59.053	30.539	1:29.592 (1)	79.52		09:13:47.296
9 -	1:00.029	30.700	1:30.729 (2)	78.52	1.137	09:15:18.025

P9 555 C Dan CHRISTOS		Kawasaki - Christos Commercials LTD				
IDEAL LAP TIME : 1:30.124		BEST LAP TIME : 1:31.057		DIFFERENCE : 0.933		
LAP	SECTOR 1	SECTOR 2	LAP TIME	MPH	DIFF	TIME OF DAY
1 -						09:04:37.353
2 -	1:10.803	32.667	1:43.470	68.85	12.413	09:06:20.823
3 -	1:03.081	30.596	1:33.677 (3)	76.05	2.620	09:07:54.500
4 -	1:07.078	31.489	1:38.567	72.28	7.510	09:09:33.067
5 -	1:00.302	32.103	1:32.405 (2)	77.10	1.348	09:11:05.472
6 -	1:04.434	31.923	1:36.357	73.94	5.300	09:12:41.829
7 -	59.528	31.529	1:31.057 (1)	78.24		09:14:12.886
8 -	1:05.197	32.637	1:37.834	72.82	6.777	09:15:50.720

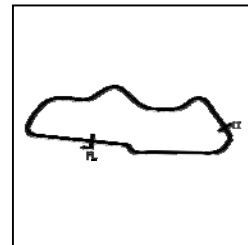
Weather / Track : Cloudy / Damp

Donington Park National
Circuit Length = 1.9790 miles
Start: 09:01 Flag 09:15 End: 09:17

BMCRC - MRO Championships 2019 - Rnd 4 @ Donington Park

Reactive Parts MRO Powerbikes & Rookie 1000s

FREE PRACTICE - SECTOR ANALYSIS



SECTOR 1 = FL to I1, SECTOR 2 = I1 to FL, DIFF = Difference To Personal Best Lap, P = Crossed Finish Line in Pit Lane, D = Time Disallowed

P10 611 1000 Gary DRAKE			Suzuki -			
IDEAL LAP TIME : 1:31.777		BEST LAP TIME : 1:31.777		DIFFERENCE : 0.000		
LAP	SECTOR 1	SECTOR 2	LAP TIME	MPH	DIFF	TIME OF DAY
1 -						09:02:52.590
2 -	1:17.735	35.703	1:53.438	62.80	21.661	09:04:46.028
3 -	1:11.081	35.367	1:46.448	66.93	14.671	09:06:32.476
4 -	1:07.559	33.589	1:41.148	70.43	9.371	09:08:13.624
5 -	1:06.134	34.618	1:40.752	70.71	8.975	09:09:54.376
6 -	1:04.458	32.905	1:37.363	73.17	5.586	09:11:31.739
7 -	1:01.688	32.085	1:33.773 (3)	75.97	1.996	09:13:05.512
8 -	1:00.480	31.668	1:32.148 (2)	77.31	0.371	09:14:37.660
9 -	1:00.207	31.570	1:31.777 (1)	77.62		09:16:09.437

P11 75 C Paul MARLEY			Kawasaki -			
IDEAL LAP TIME : 1:32.021		BEST LAP TIME : 1:32.021		DIFFERENCE : 0.000		
LAP	SECTOR 1	SECTOR 2	LAP TIME	MPH	DIFF	TIME OF DAY
1 -						09:02:52.468
2 -	1:12.862	36.324	1:49.186	65.25	17.165	09:04:41.654
3 -	1:09.492	34.339	1:43.831	68.61	11.810	09:06:25.485
4 -	1:06.430	32.114	1:38.544	72.29	6.523	09:08:04.029
5 -	1:01.513	32.318	1:33.831 (3)	75.93	1.810	09:09:37.860
6 -	1:02.240	32.223	1:34.463	75.42	2.442	09:11:12.323
7 -	1:01.933	31.851	1:33.784 (2)	75.96	1.763	09:12:46.107
8 -	1:00.342	31.679	1:32.021 (1)	77.42		09:14:18.128
9 -	1:01.023	32.821	1:33.844	75.92	1.823	09:15:51.972

P12 13 Mark PENNINGTON			Suzuki - MP Racing			
IDEAL LAP TIME : 1:32.602		BEST LAP TIME : 1:32.602		DIFFERENCE : 0.000		
LAP	SECTOR 1	SECTOR 2	LAP TIME	MPH	DIFF	TIME OF DAY
1 -						09:02:47.131
2 -	1:14.713	38.211	1:52.924	63.09	20.322	09:04:40.055
3 -	1:10.671	34.283	1:44.954	67.88	12.352	09:06:25.009
4 -	1:06.492	33.253	1:39.745	71.42	7.143	09:08:04.754
5 -	1:03.687	32.488	1:36.175 (3)	74.07	3.573	09:09:40.929
6 -	1:02.069	31.599	1:33.668 (2)	76.06	1.066	09:11:14.597
7 -	1:01.265	31.337	1:32.602 (1)	76.93		09:12:47.199
8 -	1:03.348	IN PIT	1:49.978 P	64.78	17.376	09:14:37.177

P13 98 Rick DICKINSON			BMW - MotorcycleRaceParts.co.uk.co.uk			
IDEAL LAP TIME : 1:33.072		BEST LAP TIME : 1:33.072		DIFFERENCE : 0.000		
LAP	SECTOR 1	SECTOR 2	LAP TIME	MPH	DIFF	TIME OF DAY
1 -						09:05:05.985
2 -	1:08.706	33.856	1:42.562 (3)	69.46	9.490	09:06:48.547
3 -	1:02.381	33.726	1:36.107 (2)	74.13	3.035	09:08:24.654
4 -	1:01.552	31.520	1:33.072 (1)	76.54		09:09:57.726
5 -	1:02.421	IN PIT	1:45.353 P	67.62	12.281	09:11:43.079

P14 60 Peter BAKER			Kawasaki - Dodfrey Engineering			
IDEAL LAP TIME :		BEST LAP TIME : 1:33.168		DIFFERENCE :		
LAP	SECTOR 1	SECTOR 2	LAP TIME	MPH	DIFF	TIME OF DAY
1 -						09:03:21.212
2 -			1:38.597 (3)	72.26	5.429	09:04:59.809
3 -			1:33.647 (2)	76.07	0.479	09:06:33.456
4 -			1:33.168 (1)	76.47		09:08:06.624
5 -		IN PIT	1:34.449 P	75.43	1.281	09:09:41.073

BMCRC - MRO Championships 2019 - Rnd 4 @ Donington Park

Reactive Parts MRO Powerbikes & Rookie 1000s

FREE PRACTICE - SECTOR ANALYSIS



SECTOR 1 = FL to I1, SECTOR 2 = I1 to FL, DIFF = Difference To Personal Best Lap, P = Crossed Finish Line in Pit Lane, D = Time Disallowed

P15 173		Stephen DRAPER		Yamaha -		
IDEAL LAP TIME : 1:33.359		BEST LAP TIME : 1:33.359		DIFFERENCE : 0.000		
LAP	SECTOR 1	SECTOR 2	LAP TIME	MPH	DIFF	TIME OF DAY
1 -		IN PIT				09:04:16.062
2 -	OUTLAP	35.691	2:19.211	51.17	45.852	09:06:35.273
3 -	1:07.854	33.313	1:41.167	70.42	7.808	09:08:16.440
4 -	1:04.536	33.283	1:37.819 (3)	72.83	4.460	09:09:54.259
5 -	1:04.918	31.854	1:36.772 (2)	73.62	3.413	09:11:31.031
6 -	1:01.769	31.590	1:33.359 (1)	76.31		09:13:04.390
7 -	1:02.265	IN PIT	1:40.530 P	70.87	7.171	09:14:44.920

P16 421 1000		Daniel TINSLEY		Yamaha -		
IDEAL LAP TIME : 1:33.751		BEST LAP TIME : 1:33.751		DIFFERENCE : 0.000		
LAP	SECTOR 1	SECTOR 2	LAP TIME	MPH	DIFF	TIME OF DAY
1 -						09:02:50.433
2 -	1:22.425	37.451	1:59.876	59.43	26.125	09:04:50.309
3 -	1:10.743	34.860	1:45.603	67.46	11.852	09:06:35.912
4 -	1:07.793	33.425	1:41.218	70.38	7.467	09:08:17.130
5 -	1:05.844	33.127	1:38.971	71.98	5.220	09:09:56.101
6 -	1:06.366	34.389	1:40.755	70.71	7.004	09:11:36.856
7 -	1:03.656	31.912	1:35.568 (3)	74.55	1.817	09:13:12.424
8 -	1:02.667	31.740	1:34.407 (2)	75.46	0.656	09:14:46.831
9 -	1:02.111	31.640	1:33.751 (1)	75.99		09:16:20.582

P17 12		David COMBRINCK		Kawasaki -		
IDEAL LAP TIME : 1:33.819		BEST LAP TIME : 1:33.819		DIFFERENCE : 0.000		
LAP	SECTOR 1	SECTOR 2	LAP TIME	MPH	DIFF	TIME OF DAY
1 -						09:02:49.810
2 -	1:14.765	38.020	1:52.785	63.17	18.966	09:04:42.595
3 -	1:11.737	34.604	1:46.341	66.99	12.522	09:06:28.936
4 -	1:07.968	34.033	1:42.001	69.84	8.182	09:08:10.937
5 -	1:06.682	33.793	1:40.475	70.90	6.656	09:09:51.412
6 -	1:04.019	32.474	1:36.493 (3)	73.83	2.674	09:11:27.905
7 -	1:02.095	34.110	1:36.205 (2)	74.05	2.386	09:13:04.110
8 -	1:04.356	33.172	1:37.528	73.05	3.709	09:14:41.638
9 -	1:01.402	32.417	1:33.819 (1)	75.94		09:16:15.457

P18 9 1000		Luke DIXON		BMW -		
IDEAL LAP TIME :		BEST LAP TIME : 1:34.424		DIFFERENCE :		
LAP	SECTOR 1	SECTOR 2	LAP TIME	MPH	DIFF	TIME OF DAY
1 -						09:02:45.032
2 -			1:41.997	69.85	7.573	09:04:27.029
3 -			1:35.385	74.69	0.961	09:06:02.414
4 -			1:34.491 (2)	75.40	0.067	09:07:36.905
5 -			1:34.424 (1)	75.45		09:09:11.329
6 -			1:34.611 (3)	75.30	0.187	09:10:45.940
7 -			1:34.692	75.24	0.268	09:12:20.632
8 -			1:34.812	75.14	0.388	09:13:55.444
9 -			1:34.630	75.28	0.206	09:15:30.074

P19 46 C		Simon GATES		Kawasaki - Team Kawafati		
IDEAL LAP TIME : 1:34.103		BEST LAP TIME : 1:34.726		DIFFERENCE : 0.623		
LAP	SECTOR 1	SECTOR 2	LAP TIME	MPH	DIFF	TIME OF DAY
1 -						09:02:38.817
2 -	1:07.827	33.846	1:41.673	70.07	6.947	09:04:20.490
3 -	1:04.899	32.235	1:37.134	73.34	2.408	09:05:57.624
4 -	1:03.744	32.874	1:36.618	73.74	1.892	09:07:34.242
5 -	1:03.548	32.322	1:35.870	74.31	1.144	09:09:10.112
6 -	1:02.460	32.851	1:35.311 (3)	74.75	0.585	09:10:45.423

Weather / Track : Cloudy / Damp

Donington Park National
Circuit Length = 1.9790 miles
Start: 09:01 Flag 09:15 End: 09:17

BMCRC - MRO Championships 2019 - Rnd 4 @ Donington Park

Reactive Parts MRO Powerbikes & Rookie 1000s

FREE PRACTICE - SECTOR ANALYSIS



SECTOR 1 = FL to I1, SECTOR 2 = I1 to FL, DIFF = Difference To Personal Best Lap, P = Crossed Finish Line in Pit Lane, D = Time Disallowed

7 -	1:02.575	32.151	1:34.726 (1)	75.21		09:12:20.149
8 -	1:02.710	32.247	1:34.957 (2)	75.03	0.231	09:13:55.106
9 -	1:01.952	33.681	1:35.633	74.49	0.907	09:15:30.739

P20	17	Philip BAKER	BMW - Ashford accident repair center Godfrey plastering servic			
IDEAL LAP TIME : 1:33.679		BEST LAP TIME : 1:34.922	DIFFERENCE : 1.243			
LAP	SECTOR 1	SECTOR 2	LAP TIME	MPH	DIFF	TIME OF DAY
1 -						09:03:58.310
2 -	1:13.001	34.879	1:47.880	66.04	12.958	09:05:46.190
3 -	1:07.392	33.878	1:41.270	70.35	6.348	09:07:27.460
4 -	1:04.233	32.708	1:36.941 (3)	73.49	2.019	09:09:04.401
5 -	1:04.193	34.775	1:38.968	71.98	4.046	09:10:43.369
6 -	1:03.688	32.823	1:36.511 (2)	73.82	1.589	09:12:19.880
7 -	1:02.525	32.397	1:34.922 (1)	75.05		09:13:54.802
8 -	1:01.282	IN PIT	1:44.339 P	68.28	9.417	09:15:39.141

P21	90 C	Dave NESTER	BMW -			
IDEAL LAP TIME : 1:35.367		BEST LAP TIME : 1:36.792	DIFFERENCE : 1.425			
LAP	SECTOR 1	SECTOR 2	LAP TIME	MPH	DIFF	TIME OF DAY
1 -						09:02:45.541
2 -	1:15.446	38.454	1:53.900	62.55	17.108	09:04:39.441
3 -	1:11.448	36.373	1:47.821	66.07	11.029	09:06:27.262
4 -	1:08.231	34.465	1:42.696	69.37	5.904	09:08:09.958
5 -	1:07.330	35.230	1:42.560	69.46	5.768	09:09:52.518
6 -	1:08.995	36.154	1:45.149	67.75	8.357	09:11:37.667
7 -	1:04.654	32.868	1:37.522 (3)	73.05	0.730	09:13:15.189
8 -	1:03.547	33.408	1:36.955 (2)	73.48	0.163	09:14:52.144
9 -	1:02.499	34.293	1:36.792 (1)	73.60		09:16:28.936

P22	8	John COUGHLAN	Aprilia - BIKERSWORLD			
IDEAL LAP TIME : 1:36.245		BEST LAP TIME : 1:36.885	DIFFERENCE : 0.640			
LAP	SECTOR 1	SECTOR 2	LAP TIME	MPH	DIFF	TIME OF DAY
1 -						09:02:50.696
2 -	1:14.234	36.587	1:50.821	64.28	13.936	09:04:41.517
3 -	1:11.209	38.794	1:50.003	64.76	13.118	09:06:31.520
4 -	1:05.810	34.378	1:40.188 (3)	71.11	3.303	09:08:11.708
5 -	1:05.966	33.479	1:39.445 (2)	71.64	2.560	09:09:51.153
6 -	1:05.888	34.371	1:40.259	71.06	3.374	09:11:31.412
7 -	1:03.886	32.999	1:36.885 (1)	73.53		09:13:08.297
8 -	1:03.246	IN PIT	1:42.732 P	69.35	5.847	09:14:51.029

P23	100 1000	James FEARN	Honda -			
IDEAL LAP TIME :		BEST LAP TIME : 1:39.215	DIFFERENCE :			
LAP	SECTOR 1	SECTOR 2	LAP TIME	MPH	DIFF	TIME OF DAY
1 -						09:11:18.330
2 -			1:39.215 (1)	71.81		09:12:57.545
3 -			3:12.805 (2)	36.95	1:33.590	09:16:10.350

P24	83 C	Jason SIGGS	Yamaha - J Siggs Construction			
IDEAL LAP TIME : 1:39.834		BEST LAP TIME : 1:39.834	DIFFERENCE : 0.000			
LAP	SECTOR 1	SECTOR 2	LAP TIME	MPH	DIFF	TIME OF DAY
1 -						09:02:52.254
2 -	1:15.970	36.419	1:52.389	63.39	12.555	09:04:44.643
3 -	1:11.624	35.755	1:47.379 (3)	66.35	7.545	09:06:32.022
4 -	1:07.438	34.060	1:41.498 (2)	70.19	1.664	09:08:13.520
5 -	1:05.834	34.000	1:39.834 (1)	71.36		09:09:53.354
6 -	1:07.568	IN PIT	1:50.952 P	64.21	11.118	09:11:44.306

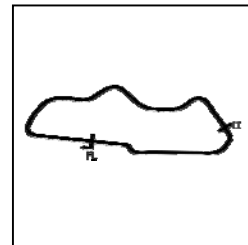
Weather / Track : Cloudy / Damp

Donington Park National
Circuit Length = 1.9790 miles
Start: 09:01 Flag 09:15 End: 09:17

BMCRC - MRO Championships 2019 - Rnd 4 @ Donington Park

Reactive Parts MRO Powerbikes & Rookie 1000s

FREE PRACTICE - SECTOR ANALYSIS



SECTOR 1 = FL to I1, SECTOR 2 = I1 to FL, DIFF = Difference To Personal Best Lap, P = Crossed Finish Line in Pit Lane, D = Time Disallowed

P25 801 1000 Stefan MARSHALL			Yamaha -			
IDEAL LAP TIME : 1:38.775		BEST LAP TIME : 1:41.685		DIFFERENCE : 2.910		
LAP	SECTOR 1	SECTOR 2	LAP TIME	MPH	DIFF	TIME OF DAY
1 -						09:04:56.894
2 -	1:17.055	37.267	1:54.322	62.32	12.637	09:06:51.216
3 -	1:12.940	34.384	1:47.324	66.38	5.639	09:08:38.540
4 -	1:09.536	33.916	1:43.452 (3)	68.86	1.767	09:10:21.992
5 -	1:08.364	33.949	1:42.313 (2)	69.63	0.628	09:12:04.305
6 -	1:07.451	34.234	1:41.685 (1)	70.06		09:13:45.990
7 -	1:04.859	IN PIT	1:52.200 P	63.49	10.515	09:15:38.190

P26 128 C Kevin CLARKE			Suzuki -			
IDEAL LAP TIME : 1:42.280		BEST LAP TIME : 1:43.217		DIFFERENCE : 0.937		
LAP	SECTOR 1	SECTOR 2	LAP TIME	MPH	DIFF	TIME OF DAY
1 -						09:02:47.842
2 -	1:15.248	36.739	1:51.987	63.62	8.770	09:04:39.829
3 -	1:12.202	36.043	1:48.245 (3)	65.81	5.028	09:06:28.074
4 -	1:08.435	34.891	1:43.326 (2)	68.95	0.109	09:08:11.400
5 -	1:07.679	35.538	1:43.217 (1)	69.02		09:09:54.617
6 -	1:07.389	IN PIT	1:52.365 P	63.40	9.148	09:11:46.982

P27 841 1000 Shane YOUNG			Yamaha -			
IDEAL LAP TIME :		BEST LAP TIME : 1:47.552		DIFFERENCE :		
LAP	SECTOR 1	SECTOR 2	LAP TIME	MPH	DIFF	TIME OF DAY
1 -						09:02:51.175
2 -			1:52.287 (2)	63.45	4.735	09:04:43.462
3 -			1:47.552 (1)	66.24		09:06:31.014
4 -		IN PIT	1:56.700 P	61.05	9.148	09:08:27.714

P28 18 1000 Albert WILLISHER			Suzuki - willsher machinery ltd			
IDEAL LAP TIME : 1:44.753		BEST LAP TIME : 1:48.041		DIFFERENCE : 3.288		
LAP	SECTOR 1	SECTOR 2	LAP TIME	MPH	DIFF	TIME OF DAY
1 -						09:02:50.938
2 -	1:18.906	37.805	1:56.711	61.04	8.670	09:04:47.649
3 -	1:12.504	35.838	1:48.342 (2)	65.76	0.301	09:06:35.991
4 -	1:09.488	39.289	1:48.777 (3)	65.49	0.736	09:08:24.768
5 -	1:11.543	36.498	1:48.041 (1)	65.94		09:10:12.809
6 -	1:08.915	IN PIT	1:54.838 P	62.04	6.797	09:12:07.647

P29 72 Michael O'BRIEN			Yamaha -			
IDEAL LAP TIME :		BEST LAP TIME :		DIFFERENCE :		
LAP	SECTOR 1	SECTOR 2	LAP TIME	MPH	DIFF	TIME OF DAY
1 -		IN PIT		P		09:10:44.505
2 -	OUTLAP	IN PIT	2:31.328 P	47.08		09:13:15.833

P30 711 1000 Craig WRIGHT			Kawasaki -			
IDEAL LAP TIME :		BEST LAP TIME :		DIFFERENCE :		
LAP	SECTOR 1	SECTOR 2	LAP TIME	MPH	DIFF	TIME OF DAY
1 -		IN PIT		P		09:11:25.167
2 -	OUTLAP	IN PIT	2:24.606 P	49.26		09:13:49.773

BMCRC - MRO Championships 2019 - Rnd 4 @ Donington Park

Reactive Parts MRO Powerbikes & Rookie 1000s

FREE PRACTICE - BEST SECTORS

SECTOR 1			SECTOR 2			IDEAL / BEST COMPARISON						
POS	NO	NAME	TIME	NO	NAME	TIME	POS	NO	NAME	IDEAL	BEST	DIFF
									PERFECT LAP	1:22.713		
1	40	PATMORE	54.128	40	PATMORE	28.585	1	40	PATMORE	1:22.713	1:23.007	0.294
2	143	PALMER	55.508	272	JOHNSON	28.937	2	272	JOHNSON	1:24.859	1:24.859	0.000
3	272	JOHNSON	55.922	29	BRIDGER	29.201	3	143	PALMER	1:25.029	1:25.029	0.000
4	29	BRIDGER	56.264	143	PALMER	29.521	4	29	BRIDGER	1:25.465	1:25.658	0.193
5	71	JENKINS	56.876	71	JENKINS	29.523	5	71	JENKINS	1:26.399	1:26.624	0.225
6	35	CRESSWELL	58.274	35	CRESSWELL	29.855	6	35	CRESSWELL	1:28.129	1:28.129	0.000
7	175	KENDLE	59.053	6	SHAILER	29.950	7	6	SHAILER	1:29.584	1:29.584	0.000
8	555	CHRISTOS	59.528	175	KENDLE	30.539	8	175	KENDLE	1:29.592	1:29.592	0.000
9	6	SHAILER	59.634	555	CHRISTOS	30.596	9	555	CHRISTOS	1:30.124	1:31.057	0.933
10	611	DRAKE	1:00.207	13	PENNINGTON	31.337	10	611	DRAKE	1:31.777	1:31.777	0.000
11	75	MARLEY	1:00.342	98	DICKINSON	31.520	11	75	MARLEY	1:32.021	1:32.021	0.000
12	13	PENNINGTON	1:01.265	611	DRAKE	31.570	12	13	PENNINGTON	1:32.602	1:32.602	0.000
13	17	BAKER	1:01.282	173	DRAPER	31.590	13	98	DICKINSON	1:33.072	1:33.072	0.000
14	12	COMBRINCK	1:01.402	421	TINSLEY	31.640	14	173	DRAPER	1:33.359	1:33.359	0.000
15	98	DICKINSON	1:01.552	75	MARLEY	31.679	15	17	BAKER	1:33.679	1:34.922	1.243
16	173	DRAPER	1:01.769	46	GATES	32.151	16	421	TINSLEY	1:33.751	1:33.751	0.000
17	46	GATES	1:01.952	17	BAKER	32.397	17	12	COMBRINCK	1:33.819	1:33.819	0.000
18	421	TINSLEY	1:02.111	12	COMBRINCK	32.417	18	46	GATES	1:34.103	1:34.726	0.623
19	90	NESTER	1:02.499	90	NESTER	32.868	19	90	NESTER	1:35.367	1:36.792	1.425
20	8	COUGHLAN	1:03.246	8	COUGHLAN	32.999	20	8	COUGHLAN	1:36.245	1:36.885	0.640
21	801	MARSHALL	1:04.859	801	MARSHALL	33.916	21	801	MARSHALL	1:38.775	1:41.685	2.910
22	83	SIGGS	1:05.834	83	SIGGS	34.000	22	83	SIGGS	1:39.834	1:39.834	0.000
23	128	CLARKE	1:07.389	128	CLARKE	34.891	23	128	CLARKE	1:42.280	1:43.217	0.937
24	18	WILLSHER	1:08.915	18	WILLSHER	35.838	24	18	WILLSHER	1:44.753	1:48.041	3.288
25							25	9	DIXON		1:34.424	
26							26	100	FEARN		1:39.215	
27							27	72	O'BRIEN			
28							28	60	BAKER		1:33.168	
29							29	711	WRIGHT			
30							30	841	YOUNG		1:47.552	

Weather / Track : Cloudy / Damp

Results can be found at www.tsl-timing.com

Donington Park National
 Circuit Length = 1.9790 miles
 Start: 09:01 Flag 09:15 End: 09:17

Printed - 09:19 Saturday, 18 May 2019

BMCRC - MRO Championships 2019 - Rnd 4 @ Donington Park

Team Respro MRO 600 & Rookie 600s

FREE PRACTICE - CLASSIFICATION

POS	NO	CL	PIC NAME	ENTRY	TIME	ON	LAPS	GAP	DIFF	MPH
1	86		1 Jamie KELMAN	Triumph - Phased Out Racing	1:16.474	4	11			93.16
2	84		2 Ben WOTTON	Triumph - JAMES JACKSON RACING (JJR) TRIUMPH	1:17.942	4	7	1.468	1.468	91.40
3	82		3 Andrew SMITH	Kawasaki - MSS Performance / Addition Steel	1:19.843	8	10	3.369	1.901	89.23
4	188	C	1 Dawid KRAWIECKI	Yamaha - Code Blue LTD & D A East Electrical	1:19.908	8	10	3.434	0.065	89.16
5	12*	600	1 Cedric BLOCH	Kawasaki - Brigit's Group & SDC Performance	1:21.536	7	7	5.062	1.628	87.38
6	912	C	2 Michael WHITE	Yamaha - Race Lab Suspension	1:21.900	4	10	5.426	0.364	86.99
7	56		4 Michael MILLS	Yamaha - A51 Racing	1:22.378	6	6	5.904	0.478	86.48
8	861		5 David SHOUBRIDGE	Kawasaki - Old Garage Legends	1:22.884	6	8	6.410	0.506	85.95
9	95		6 Grant ROBERTSON	Kawasaki -	1:23.016	5	6	6.542	0.132	85.82
10	88	C	3 Michael STANLEY	Triumph -	1:23.198	4	10	6.724	0.182	85.63
11	81	C	4 Liam DUFFETT	Triumph -	1:23.223	9	10	6.749	0.025	85.60
12	39		7 Luke O HIGGINS	Triumph -	1:23.293	9	9	6.819	0.070	85.53
13	818	C	5 Alex BARKER	Yamaha - Barker Woodrow Architects	1:23.397	8	10	6.923	0.104	85.43
14	52	600	2 Elliot FRICKER	Honda -	1:23.604	10	10	7.130	0.207	85.21
15	881		8 David CARSON	Kawasaki - www.TwoDavesRacing.com	1:23.986	9	9	7.512	0.382	84.83
16	119	600	3 Christopher SMITH	Yamaha -	1:25.747	6	9	9.273	1.761	83.08
17	193	600	4 Jackson LANGLEY	Triumph - J J Racing	1:26.010	6	8	9.536	0.263	82.83
18	21	C	6 Nick WHITCHER	Yamaha -	1:26.158	5	10	9.684	0.148	82.69
19	75	C	7 Paul MARLEY	Kawasaki -	1:26.539	7	9	10.065	0.381	82.32
20	23		9 Austin WREN	Triumph - Factory Finish	1:26.642	3	4	10.168	0.103	82.23
21	16	600	5 Tom VAUGHAN	Yamaha -	1:26.657	5	5	10.183	0.015	82.21
22	661	C	8 Cameron HARRIS	Yamaha - HARRIS PERFORMANCE	1:26.901	4	5	10.427	0.244	81.98
23	60		10 Eddie CROKER	Kawasaki -	1:27.412	5	8	10.938	0.511	81.50
24	44	600	6 James ROBINSON (R)	Honda - CurrentElec	1:28.266	8	9	11.792	0.854	80.71
25	675		11 Samuel SMYTH	Triumph -	1:28.663	6	7	12.189	0.397	80.35
26	187	600	7 David TREVEIL (R)	Yamaha -	1:29.004	6	7	12.530	0.341	80.04
27	606	600	8 Jake ANDERTON (R)	Honda - CurrentElec Limited	1:29.314	8	9	12.840	0.310	79.77
28	103	600	9 Tim BANWELL (R)	Yamaha -	1:29.966	4	5	13.492	0.652	79.19
29	77	600	10 Nathan LEGGETT	Yamaha -	1:30.763	4	5	14.289	0.797	78.49
30	29	C	9 Charlie STONE	Kawasaki - Loveday autos	1:30.979	4	7	14.505	0.216	78.31
31	624	600	11 Matthew FEDRICK (R)	Yamaha - Matthew Fedrick farriers ltd	1:31.883	6	7	15.409	0.904	77.54
32	93	C	10 Jack GRISTWOOD	Suzuki -	1:32.433	4	5	15.959	0.550	77.07
33	170	600	12 Paul MILLS	Yamaha -	1:32.718	9	9	16.244	0.285	76.84
34	8	C	11 Dave SAUNDERS	Honda -	1:32.875	4	6	16.401	0.157	76.71
35	41	C	12 Ian RAE	Triumph - Richie ramsay golf.com	1:33.302	6	9	16.828	0.427	76.36
36	61	600	13 Adam SYMONDS	Yamaha -	1:33.447	5	7	16.973	0.145	76.24
37	186	600	14 Stephen WILKINSON	Honda -	1:33.826	4	8	17.352	0.379	75.93
38	124	600	15 Sylvie BOTQUELEN	Suzuki -	1:37.342	7	9	20.868	3.516	73.19
39	96	C	13 Bradley ROBINSON	Kawasaki -	1:38.183	3	4	21.709	0.841	72.56
40	903	600	16 Jeremy BONSOR	Kawasaki - Orbro Landscapes	1:40.841	7	8	24.367	2.658	70.65
41	420	600	17 Teresa FRITH	Kawasaki -	1:47.763	5	8	31.289	6.922	66.11
42	526	600	18 Michael ARMANI	Honda -	1:49.575	4	7	33.101	1.812	65.02
43	27		12 Nicole LYNCH	Yamaha - Medlar Racing			2			

No. 12 - Please fit a working transponder

Weather / Track : Cloudy / Damp

These results are provisional until the conclusion of any judicial and technical matters.

Donington Park National
Circuit Length = 1.9790 miles
Start: 10:46 Flag 10:59 End: 11:01

Clerk Of Course :	Timekeeper :
-------------------	--------------

Results can be found at www.tsl-timing.com

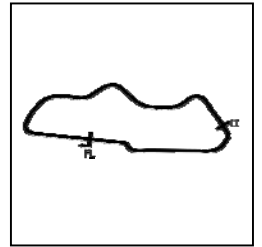
Printed - 11:05 Saturday, 18 May 2019



BMCRC - MRO Championships 2019 - Rnd 4 @ Donington Park

Team Respro MRO 600 & Rookie 600s

FREE PRACTICE - SECTOR ANALYSIS



SECTOR 1 = FL to I1, SECTOR 2 = I1 to FL, DIFF = Difference To Personal Best Lap, P = Crossed Finish Line in Pit Lane, D = Time Disallowed

P1 86		Jamie KELMAN		Triumph - Phased Out Racing			
IDEAL LAP TIME : 1:16.044		BEST LAP TIME : 1:16.474		DIFFERENCE : 0.430			
LAP	SECTOR 1	SECTOR 2	LAP TIME	MPH	DIFF	TIME OF DAY	
1 -						10:46:47.467	
2 -	52.384	27.455	1:19.839	89.23	3.365	10:48:07.306	
3 -	51.082	26.972	1:18.054 (3)	91.27	1.580	10:49:25.360	
4 -	49.127	27.347	1:16.474 (1)	93.16		10:50:41.834	
5 -	1:08.552	28.570	1:37.122	73.35	20.648	10:52:18.956	
6 -	51.443	30.590	1:22.033	86.85	5.559	10:53:40.989	
7 -	49.793	27.370	1:17.163 (2)	92.33	0.689	10:54:58.152	
8 -	51.966	28.546	1:20.512	88.49	4.038	10:56:18.664	
9 -	50.750	30.088	1:20.838	88.13	4.364	10:57:39.502	
10 -	56.847	26.917	1:23.764	85.05	7.290	10:59:03.266	
11 -	49.268	30.166	1:19.434	89.69	2.960	11:00:22.700	

P2 84		Ben WOTTON		Triumph - JAMES JACKSON RACING (JJR) TRIUMPH			
IDEAL LAP TIME : 1:17.908		BEST LAP TIME : 1:17.942		DIFFERENCE : 0.034			
LAP	SECTOR 1	SECTOR 2	LAP TIME	MPH	DIFF	TIME OF DAY	
1 -						10:46:53.518	
2 -	58.728	29.372	1:28.100	80.86	10.158	10:48:21.618	
3 -	53.772	27.810	1:21.582 (3)	87.33	3.640	10:49:43.200	
4 -	50.333	27.609	1:17.942 (1)	91.40		10:51:01.142	
5 -	55.487	27.862	1:23.349	85.47	5.407	10:52:24.491	
6 -	50.839	29.837	1:20.676 (2)	88.31	2.734	10:53:45.167	
7 -	50.299	IN PIT	1:24.074 P	84.74	6.132	10:55:09.241	

P3 82		Andrew SMITH		Kawasaki - MSS Performance / Addition Steel			
IDEAL LAP TIME : 1:19.843		BEST LAP TIME : 1:19.843		DIFFERENCE : 0.000			
LAP	SECTOR 1	SECTOR 2	LAP TIME	MPH	DIFF	TIME OF DAY	
1 -						10:47:01.917	
2 -	1:04.989	32.353	1:37.342	73.19	17.499	10:48:39.259	
3 -	58.700	30.390	1:29.090	79.97	9.247	10:50:08.349	
4 -	55.418	29.255	1:24.673	84.14	4.830	10:51:33.022	
5 -	53.724	29.105	1:22.829	86.01	2.986	10:52:55.851	
6 -	53.632	28.163	1:21.795	87.10	1.952	10:54:17.646	
7 -	52.682	28.226	1:20.908 (3)	88.05	1.065	10:55:38.554	
8 -	52.067	27.776	1:19.843 (1)	89.23		10:56:58.397	
9 -	52.537	27.922	1:20.459 (2)	88.54	0.616	10:58:18.856	
10 -	53.028	28.703	1:21.731	87.17	1.888	10:59:40.587	

P4 188 C		Dawid KRAWIECKI		Yamaha - Code Blue LTD & D A East Electrical			
IDEAL LAP TIME : 1:19.908		BEST LAP TIME : 1:19.908		DIFFERENCE : 0.000			
LAP	SECTOR 1	SECTOR 2	LAP TIME	MPH	DIFF	TIME OF DAY	
1 -						10:47:08.177	
2 -	1:01.875	31.046	1:32.921	76.67	13.013	10:48:41.098	
3 -	57.076	30.918	1:27.994	80.96	8.086	10:50:09.092	
4 -	55.377	29.059	1:24.436	84.37	4.528	10:51:33.528	
5 -	53.421	28.534	1:21.955 (3)	86.93	2.047	10:52:55.483	
6 -	54.280	28.580	1:22.860	85.98	2.952	10:54:18.343	
7 -	53.377	29.250	1:22.627	86.22	2.719	10:55:40.970	
8 -	51.840	28.068	1:19.908 (1)	89.16		10:57:00.878	
9 -	52.808	28.379	1:21.187 (2)	87.75	1.279	10:58:22.065	
10 -	54.276	28.550	1:22.826	86.01	2.918	10:59:44.891	

P5 12 600		Cedric BLOCH		Kawasaki - Brigit's Group & SDC Performance			
IDEAL LAP TIME :		BEST LAP TIME : 1:21.536		DIFFERENCE :			
LAP	SECTOR 1	SECTOR 2	LAP TIME	MPH	DIFF	TIME OF DAY	
1 -						10:51:38.516	
2 -			1:25.688	83.14	4.152	10:53:04.204	

Weather / Track : Cloudy / Damp

Donington Park National
Circuit Length = 1.9790 miles
Start: 10:46 Flag 10:59 End: 11:01

BMCRC - MRO Championships 2019 - Rnd 4 @ Donington Park

Team Respro MRO 600 & Rookie 600s

FREE PRACTICE - SECTOR ANALYSIS



SECTOR 1 = FL to I1, SECTOR 2 = I1 to FL, DIFF = Difference To Personal Best Lap, P = Crossed Finish Line in Pit Lane, D = Time Disallowed

3 -			1:23.327 (2)	85.50	1.791	10:54:27.531
4 -			1:24.619	84.19	3.083	10:55:52.150
5 -			1:23.366 (3)	85.46	1.830	10:57:15.516
6 -			1:23.852	84.96	2.316	10:58:39.368
7 -			1:21.536 (1)	87.38		11:00:00.904

P6 912 C		Michael WHITE		Yamaha - Race Lab Suspension		
IDEAL LAP TIME : 1:21.900		BEST LAP TIME : 1:21.900		DIFFERENCE : 0.000		
LAP	SECTOR 1	SECTOR 2	LAP TIME	MPH	DIFF	TIME OF DAY

1 -						10:46:57.437
2 -	1:00.605	30.058	1:30.663	78.58	8.763	10:48:28.100
3 -	55.494	28.844	1:24.338 (3)	84.47	2.438	10:49:52.438
4 -	53.871	28.029	1:21.900 (1)	86.99		10:51:14.338
5 -	54.192	30.412	1:24.604	84.21	2.704	10:52:38.942
6 -	55.389	29.200	1:24.589	84.22	2.689	10:54:03.531
7 -	54.635	31.088	1:25.723	83.11	3.823	10:55:29.254
8 -	54.852	30.130	1:24.982	83.83	3.082	10:56:54.236
9 -	55.394	28.625	1:24.019 (2)	84.79	2.119	10:58:18.255
10 -	55.738	30.148	1:25.886	82.95	3.986	10:59:44.141

P7 56		Michael MILLS		Yamaha - A51 Racing		
IDEAL LAP TIME : 1:21.910		BEST LAP TIME : 1:22.378		DIFFERENCE : 0.468		
LAP	SECTOR 1	SECTOR 2	LAP TIME	MPH	DIFF	TIME OF DAY

1 -						10:46:52.811
2 -	59.002	29.624	1:28.626	80.38	6.248	10:48:21.437
3 -	54.308	29.115	1:23.423 (2)	85.40	1.045	10:49:44.860
4 -	55.749	28.811	1:24.560	84.25	2.182	10:51:09.420
5 -	54.827	29.147	1:23.974 (3)	84.84	1.596	10:52:33.394
6 -	53.099	29.279	1:22.378 (1)	86.48		10:53:55.772

P8 861		David SHOUBRIDGE		Kawasaki - Old Garage Legends		
IDEAL LAP TIME : 1:21.643		BEST LAP TIME : 1:22.884		DIFFERENCE : 1.241		
LAP	SECTOR 1	SECTOR 2	LAP TIME	MPH	DIFF	TIME OF DAY

1 -						10:47:52.379
2 -	1:04.618	31.397	1:36.015	74.20	13.131	10:49:28.394
3 -	56.130	29.903	1:26.033	82.81	3.149	10:50:54.427
4 -	55.038	29.590	1:24.628	84.18	1.744	10:52:19.055
5 -	52.742	31.771	1:24.513 (3)	84.30	1.629	10:53:43.568
6 -	52.053	30.831	1:22.884 (1)	85.95		10:55:06.452
7 -	54.474	29.929	1:24.403 (2)	84.41	1.519	10:56:30.855
8 -	54.040	IN PIT	1:25.626 P	83.20	2.742	10:57:56.481

P9 95		Grant ROBERTSON		Kawasaki -		
IDEAL LAP TIME : 1:23.016		BEST LAP TIME : 1:23.016		DIFFERENCE : 0.000		
LAP	SECTOR 1	SECTOR 2	LAP TIME	MPH	DIFF	TIME OF DAY

1 -						10:46:54.782
2 -	1:03.181	32.591	1:35.772	74.39	12.756	10:48:30.554
3 -	57.409	30.435	1:27.844 (3)	81.10	4.828	10:49:58.398
4 -	54.740	29.707	1:24.447 (2)	84.36	1.431	10:51:22.845
5 -	53.712	29.304	1:23.016 (1)	85.82		10:52:45.861
6 -	55.241	IN PIT	1:33.328 P	76.33	10.312	10:54:19.189

P10 88 C		Michael STANLEY		Triumph -		
IDEAL LAP TIME : 1:23.074		BEST LAP TIME : 1:23.198		DIFFERENCE : 0.124		
LAP	SECTOR 1	SECTOR 2	LAP TIME	MPH	DIFF	TIME OF DAY

1 -						10:46:48.497
2 -	1:02.309	31.189	1:33.498	76.20	10.300	10:48:21.995
3 -	56.914	29.323	1:26.237	82.61	3.039	10:49:48.232
4 -	54.160	29.038	1:23.198 (1)	85.63		10:51:11.430

Weather / Track : Cloudy / Damp

Donington Park National
Circuit Length = 1.9790 miles
Start: 10:46 Flag 10:59 End: 11:01

BMCRC - MRO Championships 2019 - Rnd 4 @ Donington Park

Team Respro MRO 600 & Rookie 600s

FREE PRACTICE - SECTOR ANALYSIS



SECTOR 1 = FL to I1, SECTOR 2 = I1 to FL, DIFF = Difference To Personal Best Lap, P = Crossed Finish Line in Pit Lane, D = Time Disallowed

5 -	54.180	30.765	1:24.945 (3)	83.87	1.747	10:52:36.735
6 -	56.351	29.454	1:25.805	83.03	2.607	10:54:02.180
7 -	55.392	32.068	1:27.460	81.46	4.262	10:55:29.640
8 -	55.663	29.449	1:25.112	83.70	1.914	10:56:54.752
9 -	55.265	28.914	1:24.179 (2)	84.63	0.981	10:58:18.931
10 -	56.566	30.427	1:26.993	81.89	3.795	10:59:45.924

P11 81 C	Liam DUFFETT	Triumph -
IDEAL LAP TIME : 1:22.325	BEST LAP TIME : 1:23.223	DIFFERENCE : 0.898

LAP	SECTOR 1	SECTOR 2	LAP TIME	MPH	DIFF	TIME OF DAY
1 -						10:46:54.652
2 -	1:05.483	32.577	1:38.060	72.65	14.837	10:48:32.712
3 -	1:01.068	31.880	1:32.948	76.65	9.725	10:50:05.660
4 -	58.823	30.520	1:29.343	79.74	6.120	10:51:35.003
5 -	56.104	29.570	1:25.674	83.15	2.451	10:53:00.677
6 -	55.297	31.178	1:26.475	82.38	3.252	10:54:27.152
7 -	54.804	30.053	1:24.857	83.96	1.634	10:55:52.009
8 -	53.779	29.548	1:23.327 (2)	85.50	0.104	10:57:15.336
9 -	54.677	28.546	1:23.223 (1)	85.60		10:58:38.559
10 -	54.078	29.480	1:23.558 (3)	85.26	0.335	11:00:02.117

P12 39	Luke O HIGGINS	Triumph -
IDEAL LAP TIME : 1:22.541	BEST LAP TIME : 1:23.293	DIFFERENCE : 0.752

LAP	SECTOR 1	SECTOR 2	LAP TIME	MPH	DIFF	TIME OF DAY
1 -		IN PIT				10:47:58.625
2 -	OUTLAP	31.420	1:53.119	62.98	29.826	10:49:51.744
3 -	56.687	30.181	1:26.868	82.01	3.575	10:51:18.612
4 -	54.721	29.617	1:24.338 (3)	84.47	1.045	10:52:42.950
5 -	55.088	29.373	1:24.461	84.35	1.168	10:54:07.411
6 -	53.795	30.510	1:24.305 (2)	84.51	1.012	10:55:31.716
7 -	54.216	30.367	1:24.583	84.23	1.290	10:56:56.299
8 -	56.268	28.762	1:25.030	83.78	1.737	10:58:21.329
9 -	54.547	28.746	1:23.293 (1)	85.53		10:59:44.622

P13 818 C	Alex BARKER	Yamaha - Barker Woodrow Architects
IDEAL LAP TIME : 1:23.397	BEST LAP TIME : 1:23.397	DIFFERENCE : 0.000

LAP	SECTOR 1	SECTOR 2	LAP TIME	MPH	DIFF	TIME OF DAY
1 -						10:46:51.913
2 -	1:05.175	33.270	1:38.445	72.37	15.048	10:48:30.358
3 -	1:00.818	31.170	1:31.988	77.45	8.591	10:50:02.346
4 -	57.937	30.063	1:28.000	80.96	4.603	10:51:30.346
5 -	56.735	30.232	1:26.967	81.92	3.570	10:52:57.313
6 -	55.577	30.219	1:25.796	83.04	2.399	10:54:23.109
7 -	55.539	29.491	1:25.030 (3)	83.78	1.633	10:55:48.139
8 -	54.137	29.260	1:23.397 (1)	85.43		10:57:11.536
9 -	56.331	29.533	1:25.864	82.97	2.467	10:58:37.400
10 -	54.568	29.395	1:23.963 (2)	84.85	0.566	11:00:01.363

P14 52 600	Elliot FRICKER	Honda -
IDEAL LAP TIME : 1:23.604	BEST LAP TIME : 1:23.604	DIFFERENCE : 0.000

LAP	SECTOR 1	SECTOR 2	LAP TIME	MPH	DIFF	TIME OF DAY
1 -						10:46:58.502
2 -	1:06.581	35.611	1:42.192	69.71	18.588	10:48:40.694
3 -	59.015	32.266	1:31.281	78.05	7.677	10:50:11.975
4 -	58.943	31.777	1:30.720	78.53	7.116	10:51:42.695
5 -	1:00.064	32.740	1:32.804	76.77	9.200	10:53:15.499
6 -	57.406	30.698	1:28.104 (3)	80.86	4.500	10:54:43.603
7 -	58.927	31.324	1:30.251	78.94	6.647	10:56:13.854
8 -	55.806	30.350	1:26.156 (2)	82.69	2.552	10:57:40.010
9 -	1:00.408	29.285	1:29.693	79.43	6.089	10:59:09.703

Weather / Track : Cloudy / Damp

Donington Park National
Circuit Length = 1.9790 miles
Start: 10:46 Flag 10:59 End: 11:01

BMCRC - MRO Championships 2019 - Rnd 4 @ Donington Park

Team Respro MRO 600 & Rookie 600s

FREE PRACTICE - SECTOR ANALYSIS



SECTOR 1 = FL to I1, SECTOR 2 = I1 to FL, DIFF = Difference To Personal Best Lap, P = Crossed Finish Line in Pit Lane, D = Time Disallowed

10 - **54.406** **29.198** **1:23.604 (1)** **85.21** **11:00:33.307**

P15 881		David CARSON		Kawasaki - www.TwoDavesRacing.com			
IDEAL LAP TIME : 1:23.986		BEST LAP TIME : 1:23.986		DIFFERENCE : 0.000			
LAP	SECTOR 1	SECTOR 2	LAP TIME	MPH	DIFF	TIME OF DAY	
1 -						10:47:48.935	
2 -	1:07.358	31.674	1:39.032	71.94	15.046	10:49:27.967	
3 -	59.174	30.670	1:29.844	79.30	5.858	10:50:57.811	
4 -	1:00.058	32.234	1:32.292	77.19	8.306	10:52:30.103	
5 -	55.863	29.648	1:25.511 (3)	83.31	1.525	10:53:55.614	
6 -	55.598	30.935	1:26.533	82.33	2.547	10:55:22.147	
7 -	55.091	29.484	1:24.575 (2)	84.24	0.589	10:56:46.722	
8 -	55.800	30.176	1:25.976	82.86	1.990	10:58:12.698	
9 -	54.936	29.050	1:23.986 (1)	84.83		10:59:36.684	

P16 119 600		Christopher SMITH		Yamaha -			
IDEAL LAP TIME : 1:25.442		BEST LAP TIME : 1:25.747		DIFFERENCE : 0.305			
LAP	SECTOR 1	SECTOR 2	LAP TIME	MPH	DIFF	TIME OF DAY	
1 -						10:47:23.685	
2 -	1:02.815	33.372	1:36.187	74.07	10.440	10:48:59.872	
3 -	1:00.528	30.946	1:31.474	77.88	5.727	10:50:31.346	
4 -	57.278	31.523	1:28.801	80.23	3.054	10:52:00.147	
5 -	57.544	30.439	1:27.983 (2)	80.97	2.236	10:53:28.130	
6 -	55.003	30.744	1:25.747 (1)	83.08		10:54:53.877	
7 -	56.309	32.455	1:28.764	80.26	3.017	10:56:22.641	
8 -	56.722	31.611	1:28.333 (3)	80.65	2.586	10:57:50.974	
9 -	59.954	30.732	1:30.686	78.56	4.939	10:59:21.660	

P17 193 600		Jackson LANGLEY		Triumph - J J Racing			
IDEAL LAP TIME : 1:25.880		BEST LAP TIME : 1:26.010		DIFFERENCE : 0.130			
LAP	SECTOR 1	SECTOR 2	LAP TIME	MPH	DIFF	TIME OF DAY	
1 -						10:47:00.210	
2 -	1:06.364	33.755	1:40.119	71.16	14.109	10:48:40.329	
3 -	59.139	32.027	1:31.166	78.15	5.156	10:50:11.495	
4 -	59.476	30.203	1:29.679	79.44	3.669	10:51:41.174	
5 -	57.701	29.578	1:27.279 (2)	81.63	1.269	10:53:08.453	
6 -	56.302	29.708	1:26.010 (1)	82.83		10:54:34.463	
7 -	56.628	30.686	1:27.314 (3)	81.59	1.304	10:56:01.777	
8 -	57.393	33.110	1:30.503	78.72	4.493	10:57:32.280	

P18 21 C		Nick WHITCHER		Yamaha -			
IDEAL LAP TIME : 1:25.955		BEST LAP TIME : 1:26.158		DIFFERENCE : 0.203			
LAP	SECTOR 1	SECTOR 2	LAP TIME	MPH	DIFF	TIME OF DAY	
1 -						10:46:54.720	
2 -	1:04.514	32.229	1:36.743	73.64	10.585	10:48:31.463	
3 -	1:01.961	30.876	1:32.837	76.74	6.679	10:50:04.300	
4 -	58.693	29.928	1:28.621	80.39	2.463	10:51:32.921	
5 -	56.743	29.415	1:26.158 (1)	82.69		10:52:59.079	
6 -	56.540	31.360	1:27.900	81.05	1.742	10:54:26.979	
7 -	56.719	31.058	1:27.777 (3)	81.16	1.619	10:55:54.756	
8 -	57.009	30.709	1:27.718 (2)	81.22	1.560	10:57:22.474	
9 -	57.778	30.629	1:28.407	80.58	2.249	10:58:50.881	
10 -	58.784	31.102	1:29.886	79.26	3.728	11:00:20.767	

P19 75 C		Paul MARLEY		Kawasaki -			
IDEAL LAP TIME : 1:26.374		BEST LAP TIME : 1:26.539		DIFFERENCE : 0.165			
LAP	SECTOR 1	SECTOR 2	LAP TIME	MPH	DIFF	TIME OF DAY	
1 -						10:47:28.733	
2 -	1:03.343	31.804	1:35.147	74.88	8.608	10:49:03.880	

Weather / Track : Cloudy / Damp

Donington Park National
Circuit Length = 1.9790 miles
Start: 10:46 Flag 10:59 End: 11:01

BMCRC - MRO Championships 2019 - Rnd 4 @ Donington Park

Team Respro MRO 600 & Rookie 600s

FREE PRACTICE - SECTOR ANALYSIS



SECTOR 1 = FL to I1, SECTOR 2 = I1 to FL, DIFF = Difference To Personal Best Lap, P = Crossed Finish Line in Pit Lane, D = Time Disallowed

3 -	58.285	30.083	1:28.368	80.62	1.829	10:50:32.248
4 -	56.888	30.954	1:27.842 (3)	81.10	1.303	10:52:00.090
5 -	57.971	30.785	1:28.756	80.27	2.217	10:53:28.846
6 -	57.274	31.100	1:28.374	80.61	1.835	10:54:57.220
7 -	57.053	29.486	1:26.539 (1)	82.32		10:56:23.759
8 -	57.775	29.617	1:27.392 (2)	81.52	0.853	10:57:51.151
9 -	58.531	29.728	1:28.259	80.72	1.720	10:59:19.410

P20 23 Austin WREN		Triumph - Factory Finish				
IDEAL LAP TIME : 1:25.359		BEST LAP TIME : 1:26.642		DIFFERENCE : 1.283		
LAP	SECTOR 1	SECTOR 2	LAP TIME	MPH	DIFF	TIME OF DAY
1 -						10:46:50.980
2 -	1:04.815	31.942	1:36.757 (2)	73.63	10.115	10:48:27.737
3 -	56.760	29.882	1:26.642 (1)	82.23		10:49:54.379
4 -	55.477	IN PIT	1:29.368 P	79.72	2.726	10:51:23.747

P21 16 600 Tom VAUGHAN		Yamaha -				
IDEAL LAP TIME : 1:26.657		BEST LAP TIME : 1:26.657		DIFFERENCE : 0.000		
LAP	SECTOR 1	SECTOR 2	LAP TIME	MPH	DIFF	TIME OF DAY
1 -						10:47:52.436
2 -	1:06.268	31.042	1:37.310	73.21	10.653	10:49:29.746
3 -	58.002	30.489	1:28.491 (2)	80.51	1.834	10:50:58.237
4 -	1:00.341	32.045	1:32.386 (3)	77.11	5.729	10:52:30.623
5 -	56.843	29.814	1:26.657 (1)	82.21		10:53:57.280

P22 661 C Cameron HARRIS		Yamaha - HARRIS PERFORMANCE				
IDEAL LAP TIME : 1:26.901		BEST LAP TIME : 1:26.901		DIFFERENCE : 0.000		
LAP	SECTOR 1	SECTOR 2	LAP TIME	MPH	DIFF	TIME OF DAY
1 -						10:46:47.794
2 -	59.004	30.621	1:29.625 (3)	79.49	2.724	10:48:17.419
3 -	56.992	30.136	1:27.128 (2)	81.77	0.227	10:49:44.547
4 -	56.797	30.104	1:26.901 (1)	81.98		10:51:11.448
5 -	58.455	IN PIT	1:37.820 P	72.83	10.919	10:52:49.268

P23 60 Eddie CROKER		Kawasaki -				
IDEAL LAP TIME : 1:26.352		BEST LAP TIME : 1:27.412		DIFFERENCE : 1.060		
LAP	SECTOR 1	SECTOR 2	LAP TIME	MPH	DIFF	TIME OF DAY
1 -		IN PIT				10:48:32.248
2 -	OUTLAP	34.224	1:55.266	61.81	27.854	10:50:27.514
3 -	59.172	32.956	1:32.128	77.33	4.716	10:51:59.642
4 -	1:00.501	30.720	1:31.221	78.10	3.809	10:53:30.863
5 -	56.155	31.257	1:27.412 (1)	81.50		10:54:58.275
6 -	58.801	30.470	1:29.271	79.80	1.859	10:56:27.546
7 -	58.003	31.041	1:29.044 (3)	80.01	1.632	10:57:56.590
8 -	57.533	30.197	1:27.730 (2)	81.21	0.318	10:59:24.320

P24 44 600 James ROBINSON (R)		Honda - CurrentElec				
IDEAL LAP TIME : 1:28.177		BEST LAP TIME : 1:28.266		DIFFERENCE : 0.089		
LAP	SECTOR 1	SECTOR 2	LAP TIME	MPH	DIFF	TIME OF DAY
1 -						10:46:52.932
2 -	1:05.683	33.944	1:39.627	71.51	11.361	10:48:32.559
3 -	1:04.877	32.408	1:37.285	73.23	9.019	10:50:09.844
4 -	59.051	31.522	1:30.573	78.66	2.307	10:51:40.417
5 -	1:01.844	30.877	1:32.721	76.83	4.455	10:53:13.138
6 -	59.264	30.734	1:29.998 (2)	79.16	1.732	10:54:43.136
7 -	59.117	30.911	1:30.028 (3)	79.13	1.762	10:56:13.164
8 -	57.443	30.823	1:28.266 (1)	80.71		10:57:41.430
9 -	1:05.850	31.150	1:37.000	73.44	8.734	10:59:18.430

Weather / Track : Cloudy / Damp

Donington Park National
Circuit Length = 1.9790 miles
Start: 10:46 Flag 10:59 End: 11:01

BMCRC - MRO Championships 2019 - Rnd 4 @ Donington Park

Team Respro MRO 600 & Rookie 600s

FREE PRACTICE - SECTOR ANALYSIS



SECTOR 1 = FL to I1, SECTOR 2 = I1 to FL, DIFF = Difference To Personal Best Lap, P = Crossed Finish Line in Pit Lane, D = Time Disallowed

P25 675		Samuel SMYTH		Triumph -		
IDEAL LAP TIME : 1:28.032		BEST LAP TIME : 1:28.663		DIFFERENCE : 0.631		
LAP	SECTOR 1	SECTOR 2	LAP TIME	MPH	DIFF	TIME OF DAY
1 -		IN PIT			P	10:49:59.323
2 -	OUTLAP	33.161	1:58.846	59.94	30.183	10:51:58.169
3 -	59.421	30.451	1:29.872 (3)	79.27	1.209	10:53:28.041
4 -	57.581	31.541	1:29.122 (2)	79.94	0.459	10:54:57.163
5 -	59.684	31.780	1:31.464	77.89	2.801	10:56:28.627
6 -	57.954	30.709	1:28.663 (1)	80.35		10:57:57.290
7 -	58.500	31.654	1:30.154	79.02	1.491	10:59:27.444

P26 187 600		David TREVEIL (R)		Yamaha -		
IDEAL LAP TIME : 1:28.562		BEST LAP TIME : 1:29.004		DIFFERENCE : 0.442		
LAP	SECTOR 1	SECTOR 2	LAP TIME	MPH	DIFF	TIME OF DAY
1 -						10:47:03.763
2 -	1:12.968	33.726	1:46.694	66.77	17.690	10:48:50.457
3 -	1:00.239	33.117	1:33.356	76.31	4.352	10:50:23.813
4 -	1:01.427	35.111	1:36.538	73.80	7.534	10:52:00.351
5 -	1:00.239	31.584	1:31.823 (3)	77.59	2.819	10:53:32.174
6 -	57.825	31.179	1:29.004 (1)	80.04		10:55:01.178
7 -	57.383	32.029	1:29.412 (2)	79.68	0.408	10:56:30.590

P27 606 600		Jake ANDERTON (R)		Honda - CurrentElec Limited		
IDEAL LAP TIME : 1:29.314		BEST LAP TIME : 1:29.314		DIFFERENCE : 0.000		
LAP	SECTOR 1	SECTOR 2	LAP TIME	MPH	DIFF	TIME OF DAY
1 -						10:46:49.007
2 -	1:05.497	33.173	1:38.670	72.20	9.356	10:48:27.677
3 -	1:03.863	32.082	1:35.945	74.25	6.631	10:50:03.622
4 -	1:01.636	31.868	1:33.504	76.19	4.190	10:51:37.126
5 -	1:00.332	31.654	1:31.986 (2)	77.45	2.672	10:53:09.112
6 -	1:00.970	32.000	1:32.970	76.63	3.656	10:54:42.082
7 -	1:00.776	31.746	1:32.522 (3)	77.00	3.208	10:56:14.604
8 -	58.087	31.227	1:29.314 (1)	79.77		10:57:43.918
9 -	1:03.721	31.341	1:35.062	74.94	5.748	10:59:18.980

P28 103 600		Tim BANWELL (R)		Yamaha -		
IDEAL LAP TIME : 1:29.797		BEST LAP TIME : 1:29.966		DIFFERENCE : 0.169		
LAP	SECTOR 1	SECTOR 2	LAP TIME	MPH	DIFF	TIME OF DAY
1 -						10:46:58.377
2 -	1:08.083	36.122	1:44.205	68.37	14.239	10:48:42.582
3 -	1:01.798	31.453	1:33.251 (3)	76.40	3.285	10:50:15.833
4 -	59.183	30.783	1:29.966 (1)	79.19		10:51:45.799
5 -	59.832	30.810	1:30.642 (2)	78.60	0.676	10:53:16.441

P29 77 600		Nathan LEGGETT		Yamaha -		
IDEAL LAP TIME : 1:29.909		BEST LAP TIME : 1:30.763		DIFFERENCE : 0.854		
LAP	SECTOR 1	SECTOR 2	LAP TIME	MPH	DIFF	TIME OF DAY
1 -						10:46:59.728
2 -	1:06.259	35.170	1:41.429 (3)	70.24	10.666	10:48:41.157
3 -	1:02.269	30.623	1:32.892 (2)	76.69	2.129	10:50:14.049
4 -	59.286	31.477	1:30.763 (1)	78.49		10:51:44.812
5 -	1:01.336	IN PIT	1:39.039 P	71.93	8.276	10:53:23.851

P30 29 C		Charlie STONE		Kawasaki - Loveday autos		
IDEAL LAP TIME : 1:29.798		BEST LAP TIME : 1:30.979		DIFFERENCE : 1.181		
LAP	SECTOR 1	SECTOR 2	LAP TIME	MPH	DIFF	TIME OF DAY
1 -						10:47:02.668
2 -	1:09.018	32.249	1:41.267	70.35	10.288	10:48:43.935

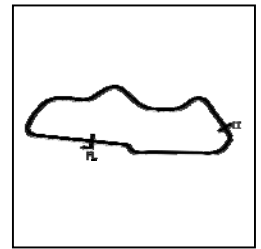
Weather / Track : Cloudy / Damp

Donington Park National
Circuit Length = 1.9790 miles
Start: 10:46 Flag 10:59 End: 11:01

BMCRC - MRO Championships 2019 - Rnd 4 @ Donington Park

Team Respro MRO 600 & Rookie 600s

FREE PRACTICE - SECTOR ANALYSIS



SECTOR 1 = FL to I1, SECTOR 2 = I1 to FL, DIFF = Difference To Personal Best Lap, P = Crossed Finish Line in Pit Lane, D = Time Disallowed

3 -	1:01.359	32.083	1:33.442	76.24	2.463	10:50:17.377
4 -	58.051	32.928	1:30.979 (1)	78.31		10:51:48.356
5 -	1:01.122	31.747	1:32.869 (3)	76.71	1.890	10:53:21.225
6 -	1:00.033	32.809	1:32.842 (2)	76.73	1.863	10:54:54.067
7 -	1:00.764	32.290	1:33.054	76.56	2.075	10:56:27.121

P31 624 600	Matthew FEDRICK (R)	Yamaha - Matthew Fedrick farriers ltd
IDEAL LAP TIME : 1:31.064	BEST LAP TIME : 1:31.883	DIFFERENCE : 0.819

LAP	SECTOR 1	SECTOR 2	LAP TIME	MPH	DIFF	TIME OF DAY
1 -		IN PIT			P	10:49:56.470
2 -	OUTLAP	34.981	2:11.535	54.16	39.652	10:52:08.005
3 -	1:03.596	33.993	1:37.589	73.00	5.706	10:53:45.594
4 -	1:02.967	33.564	1:36.531	73.80	4.648	10:55:22.125
5 -	1:00.746	31.439	1:32.185 (3)	77.28	0.302	10:56:54.310
6 -	1:01.174	30.709	1:31.883 (1)	77.54		10:58:26.193
7 -	1:00.355	31.555	1:31.910 (2)	77.51	0.027	10:59:58.103

P32 93 C	Jack GRISTWOOD	Suzuki -
IDEAL LAP TIME : 1:32.433	BEST LAP TIME : 1:32.433	DIFFERENCE : 0.000

LAP	SECTOR 1	SECTOR 2	LAP TIME	MPH	DIFF	TIME OF DAY
1 -						10:47:13.254
2 -	1:08.824	33.982	1:42.806	69.30	10.373	10:48:56.060
3 -	1:03.857	32.471	1:36.328 (2)	73.96	3.895	10:50:32.388
4 -	1:00.292	32.141	1:32.433 (1)	77.07		10:52:04.821
5 -	1:02.185	35.600	1:37.785 (3)	72.86	5.352	10:53:42.606

P33 170 600	Paul MILLS	Yamaha -
IDEAL LAP TIME : 1:32.718	BEST LAP TIME : 1:32.718	DIFFERENCE : 0.000

LAP	SECTOR 1	SECTOR 2	LAP TIME	MPH	DIFF	TIME OF DAY
1 -						10:46:48.881
2 -	1:07.164	34.257	1:41.421	70.24	8.703	10:48:30.302
3 -	1:02.632	32.145	1:34.777	75.17	2.059	10:50:05.079
4 -	1:01.054	32.089	1:33.143 (2)	76.49	0.425	10:51:38.222
5 -	1:00.823	32.879	1:33.702 (3)	76.03	0.984	10:53:11.924
6 -	1:01.870	33.056	1:34.926	75.05	2.208	10:54:46.850
7 -	1:02.203	34.283	1:36.486	73.84	3.768	10:56:23.336
8 -	1:01.881	32.559	1:34.440	75.44	1.722	10:57:57.776
9 -	1:00.642	32.076	1:32.718 (1)	76.84		10:59:30.494

P34 8 C	Dave SAUNDERS	Honda -
IDEAL LAP TIME : 1:31.765	BEST LAP TIME : 1:32.875	DIFFERENCE : 1.110

LAP	SECTOR 1	SECTOR 2	LAP TIME	MPH	DIFF	TIME OF DAY
1 -						10:46:50.001
2 -	1:07.152	35.109	1:42.261	69.67	9.386	10:48:32.262
3 -	1:02.464	32.312	1:34.776 (3)	75.17	1.901	10:50:07.038
4 -	1:00.343	32.532	1:32.875 (1)	76.71		10:51:39.913
5 -	1:02.289	33.434	1:35.723	74.42	2.848	10:53:15.636
6 -	59.453	33.601	1:33.054 (2)	76.56	0.179	10:54:48.690

P35 41 C	Ian RAE	Triumph - Richie ramsay golf.com
IDEAL LAP TIME : 1:32.802	BEST LAP TIME : 1:33.302	DIFFERENCE : 0.500

LAP	SECTOR 1	SECTOR 2	LAP TIME	MPH	DIFF	TIME OF DAY
1 -						10:46:54.814
2 -	1:09.874	34.900	1:44.774	68.00	11.472	10:48:39.588
3 -	1:04.958	34.195	1:39.153	71.85	5.851	10:50:18.741
4 -	1:03.778	33.502	1:37.280	73.23	3.978	10:51:56.021
5 -	1:01.388	32.738	1:34.126 (2)	75.69	0.824	10:53:30.147
6 -	1:00.064	33.238	1:33.302 (1)	76.36		10:55:03.449
7 -	1:01.406	32.927	1:34.333 (3)	75.52	1.031	10:56:37.782

Weather / Track : Cloudy / Damp

Donington Park National
Circuit Length = 1.9790 miles
Start: 10:46 Flag 10:59 End: 11:01

BMCRC - MRO Championships 2019 - Rnd 4 @ Donington Park

Team Respro MRO 600 & Rookie 600s

FREE PRACTICE - SECTOR ANALYSIS



SECTOR 1 = FL to I1, SECTOR 2 = I1 to FL, DIFF = Difference To Personal Best Lap, P = Crossed Finish Line in Pit Lane, D = Time Disallowed

8 -	1:02.202	33.269	1:35.471	74.62	2.169	10:58:13.253
9 -	1:01.984	34.332	1:36.316	73.97	3.014	10:59:49.569

P36	61 600	Adam SYMONDS	Yamaha -			
IDEAL LAP TIME : 1:32.873		BEST LAP TIME : 1:33.447	DIFFERENCE : 0.574			
LAP	SECTOR 1	SECTOR 2	LAP TIME	MPH	DIFF	TIME OF DAY
1 -						10:47:07.349
2 -	1:16.028	36.655	1:52.683	63.22	19.236	10:49:00.032
3 -	1:08.511	31.584	1:40.095	71.17	6.648	10:50:40.127
4 -	1:02.490	31.960	1:34.450 (2)	75.43	1.003	10:52:14.577
5 -	1:01.289	32.158	1:33.447 (1)	76.24		10:53:48.024
6 -	1:04.638	36.400	1:41.038	70.51	7.591	10:55:29.062
7 -	1:03.882	32.887	1:36.769 (3)	73.62	3.322	10:57:05.831

P37	186 600	Stephen WILKINSON	Honda -			
IDEAL LAP TIME : 1:32.970		BEST LAP TIME : 1:33.826	DIFFERENCE : 0.856			
LAP	SECTOR 1	SECTOR 2	LAP TIME	MPH	DIFF	TIME OF DAY
1 -		IN PIT				10:48:09.164
2 -	OUTLAP	34.339	2:02.596	58.11	28.770	10:50:11.760
3 -	1:02.181	31.695	1:33.876 (2)	75.89	0.050	10:51:45.636
4 -	1:01.449	32.377	1:33.826 (1)	75.93		10:53:19.462
5 -	1:01.275	34.355	1:35.630	74.50	1.804	10:54:55.092
6 -	1:02.202	32.670	1:34.872	75.09	1.046	10:56:29.964
7 -	1:01.512	33.305	1:34.817 (3)	75.14	0.991	10:58:04.781
8 -	1:03.869	32.380	1:36.249	74.02	2.423	10:59:41.030

P38	124 600	Sylvie BOTQUELEN	Suzuki -			
IDEAL LAP TIME : 1:36.737		BEST LAP TIME : 1:37.342	DIFFERENCE : 0.605			
LAP	SECTOR 1	SECTOR 2	LAP TIME	MPH	DIFF	TIME OF DAY
1 -						10:46:57.546
2 -	1:09.420	36.730	1:46.150	67.11	8.808	10:48:43.696
3 -	1:05.010	33.984	1:38.994 (3)	71.97	1.652	10:50:22.690
4 -	1:05.077	34.524	1:39.601	71.53	2.259	10:52:02.291
5 -	1:06.874	35.870	1:42.744	69.34	5.402	10:53:45.035
6 -	1:06.554	35.200	1:41.754	70.01	4.412	10:55:26.789
7 -	1:04.026	33.316	1:37.342 (1)	73.19		10:57:04.131
8 -	1:07.523	32.711	1:40.234	71.08	2.892	10:58:44.365
9 -	1:04.839	33.696	1:38.535 (2)	72.30	1.193	11:00:22.900

P39	96 C	Bradley ROBINSON	Kawasaki -			
IDEAL LAP TIME : 1:38.183		BEST LAP TIME : 1:38.183	DIFFERENCE : 0.000			
LAP	SECTOR 1	SECTOR 2	LAP TIME	MPH	DIFF	TIME OF DAY
1 -						10:46:53.426
2 -	1:10.688	34.761	1:45.449 (3)	67.56	7.266	10:48:38.875
3 -	1:04.317	33.866	1:38.183 (1)	72.56		10:50:17.058
4 -	1:04.935	35.746	1:40.681 (2)	70.76	2.498	10:51:57.739

P40	903 600	Jeremy BONSOR	Kawasaki - Orbro Landscapes			
IDEAL LAP TIME : 1:40.138		BEST LAP TIME : 1:40.841	DIFFERENCE : 0.703			
LAP	SECTOR 1	SECTOR 2	LAP TIME	MPH	DIFF	TIME OF DAY
1 -						10:46:57.608
2 -	1:22.725	38.960	2:01.685	58.54	20.844	10:48:59.293
3 -	1:12.284	36.223	1:48.507	65.66	7.666	10:50:47.800
4 -	1:09.758	35.688	1:45.446	67.56	4.605	10:52:33.246
5 -	1:07.660	35.019	1:42.679 (3)	69.38	1.838	10:54:15.925
6 -	1:06.757	35.708	1:42.465 (2)	69.53	1.624	10:55:58.390
7 -	1:05.610	35.231	1:40.841 (1)	70.65		10:57:39.231
8 -	1:10.877	34.528	1:45.405	67.59	4.564	10:59:24.636

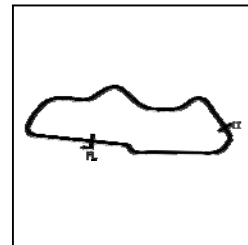
Weather / Track : Cloudy / Damp

Donington Park National
Circuit Length = 1.9790 miles
Start: 10:46 Flag 10:59 End: 11:01

BMCRC - MRO Championships 2019 - Rnd 4 @ Donington Park

Team Respro MRO 600 & Rookie 600s

FREE PRACTICE - SECTOR ANALYSIS



SECTOR 1 = FL to I1, SECTOR 2 = I1 to FL, DIFF = Difference To Personal Best Lap, P = Crossed Finish Line in Pit Lane, D = Time Disallowed

P41 420 600 Teresa FRITH			Kawasaki -			
IDEAL LAP TIME : 1:47.605		BEST LAP TIME : 1:47.763		DIFFERENCE : 0.158		
LAP	SECTOR 1	SECTOR 2	LAP TIME	MPH	DIFF	TIME OF DAY
1 -						10:46:58.794
2 -	1:23.028	38.142	2:01.170	58.79	13.407	10:48:59.964
3 -	1:14.781	36.781	1:51.562	63.86	3.799	10:50:51.526
4 -	1:11.917	36.572	1:48.489 (2)	65.67	0.726	10:52:40.015
5 -	1:11.033	36.730	1:47.763 (1)	66.11		10:54:27.778
6 -	1:13.015	38.009	1:51.024	64.17	3.261	10:56:18.802
7 -	1:11.239	38.060	1:49.299 (3)	65.18	1.536	10:58:08.101
8 -	1:13.673	36.984	1:50.657	64.38	2.894	10:59:58.758

P42 526 600 Michael ARMANI			Honda -			
IDEAL LAP TIME : 1:47.892		BEST LAP TIME : 1:49.575		DIFFERENCE : 1.683		
LAP	SECTOR 1	SECTOR 2	LAP TIME	MPH	DIFF	TIME OF DAY
1 -						10:46:59.273
2 -	1:23.600	39.015	2:02.615	58.10	13.040	10:49:01.888
3 -	1:14.160	37.186	1:51.346	63.98	1.771	10:50:53.234
4 -	1:11.908	37.667	1:49.575 (1)	65.02		10:52:42.809
5 -	1:12.184	37.429	1:49.613 (2)	64.99	0.038	10:54:32.422
6 -	1:11.556	38.831	1:50.387 (3)	64.54	0.812	10:56:22.809
7 -	1:10.706	IN PIT	1:56.838 P	60.97	7.263	10:58:19.647

P43 27 Nicole LYNCH			Yamaha - Medlar Racing			
IDEAL LAP TIME :		BEST LAP TIME :		DIFFERENCE :		
LAP	SECTOR 1	SECTOR 2	LAP TIME	MPH	DIFF	TIME OF DAY
1 -		IN PIT		P		10:54:32.559
2 -	OUTLAP	IN PIT	2:13.740 P	53.27		10:56:46.299

BMCRC - MRO Championships 2019 - Rnd 4 @ Donington Park

Team Respro MRO 600 & Rookie 600s

FREE PRACTICE - BEST SECTORS

SECTOR 1			SECTOR 2			IDEAL / BEST COMPARISON						
POS	NO	NAME	TIME	NO	NAME	TIME	POS	NO	NAME	IDEAL	BEST	DIFF
									PERFECT LAP	1:16.044		
1	86	KELMAN	49.127	86	KELMAN	26.917	1	86	KELMAN	1:16.044	1:16.474	0.430
2	84	WOTTON	50.299	84	WOTTON	27.609	2	84	WOTTON	1:17.908	1:17.942	0.034
3	188	KRAWIECKI	51.840	82	SMITH	27.776	3	82	SMITH	1:19.843	1:19.843	0.000
4	861	SHOUBRIDGE	52.053	912	WHITE	28.029	4	188	KRAWIECKI	1:19.908	1:19.908	0.000
5	82	SMITH	52.067	188	KRAWIECKI	28.068	5	861	SHOUBRIDGE	1:21.643	1:22.884	1.241
6	56	MILLS	53.099	81	DUFFETT	28.546	6	912	WHITE	1:21.900	1:21.900	0.000
7	95	ROBERTSON	53.712	39	HIGGINS	28.746	7	56	MILLS	1:21.910	1:22.378	0.468
8	81	DUFFETT	53.779	56	MILLS	28.811	8	81	DUFFETT	1:22.325	1:23.223	0.898
9	39	HIGGINS	53.795	88	STANLEY	28.914	9	39	HIGGINS	1:22.541	1:23.293	0.752
10	912	WHITE	53.871	881	CARSON	29.050	10	95	ROBERTSON	1:23.016	1:23.016	0.000
11	818	BARKER	54.137	52	FRICKER	29.198	11	88	STANLEY	1:23.074	1:23.198	0.124
12	88	STANLEY	54.160	818	BARKER	29.260	12	818	BARKER	1:23.397	1:23.397	0.000
13	52	FRICKER	54.406	95	ROBERTSON	29.304	13	52	FRICKER	1:23.604	1:23.604	0.000
14	881	CARSON	54.936	21	WHITCHER	29.415	14	881	CARSON	1:23.986	1:23.986	0.000
15	119	SMITH	55.003	75	MARLEY	29.486	15	23	WREN	1:25.359	1:26.642	1.283
16	23	WREN	55.477	193	LANGLEY	29.578	16	119	SMITH	1:25.442	1:25.747	0.305
17	60	CROKER	56.155	861	SHOUBRIDGE	29.590	17	193	LANGLEY	1:25.880	1:26.010	0.130
18	193	LANGLEY	56.302	16	VAUGHAN	29.814	18	21	WHITCHER	1:25.955	1:26.158	0.203
19	21	WHITCHER	56.540	23	WREN	29.882	19	60	CROKER	1:26.352	1:27.412	1.060
20	661	HARRIS	56.797	661	HARRIS	30.104	20	75	MARLEY	1:26.374	1:26.539	0.165
21	16	VAUGHAN	56.843	60	CROKER	30.197	21	16	VAUGHAN	1:26.657	1:26.657	0.000
22	75	MARLEY	56.888	119	SMITH	30.439	22	661	HARRIS	1:26.901	1:26.901	0.000
23	187	TREVEIL (R)	57.383	675	SMYTH	30.451	23	675	SMYTH	1:28.032	1:28.663	0.631
24	44	ROBINSON (R)	57.443	77	LEGGETT	30.623	24	44	ROBINSON (R)	1:28.177	1:28.266	0.089
25	675	SMYTH	57.581	624	FEDRICK (R)	30.709	25	187	TREVEIL (R)	1:28.562	1:29.004	0.442
26	29	STONE	58.051	44	ROBINSON (R)	30.734	26	606	ANDERTON (R)	1:29.314	1:29.314	0.000
27	606	ANDERTON (R)	58.087	103	BANWELL (R)	30.783	27	103	BANWELL (R)	1:29.797	1:29.966	0.169
28	103	BANWELL (R)	59.014	187	TREVEIL (R)	31.179	28	29	STONE	1:29.798	1:30.979	1.181
29	77	LEGGETT	59.286	606	ANDERTON (R)	31.227	29	77	LEGGETT	1:29.909	1:30.763	0.854
30	8	SAUNDERS	59.453	61	SYMONDS	31.584	30	624	FEDRICK (R)	1:31.064	1:31.883	0.819
31	41	RAE	1:00.064	186	WILKINSON	31.695	31	8	SAUNDERS	1:31.765	1:32.875	1.110
32	93	GRISTWOOD	1:00.292	29	STONE	31.747	32	93	GRISTWOOD	1:32.433	1:32.433	0.000
33	624	FEDRICK (R)	1:00.355	170	MILLS	32.076	33	170	MILLS	1:32.718	1:32.718	0.000
34	170	MILLS	1:00.642	93	GRISTWOOD	32.141	34	41	RAE	1:32.802	1:33.302	0.500
35	186	WILKINSON	1:01.275	8	SAUNDERS	32.312	35	61	SYMONDS	1:32.873	1:33.447	0.574
36	61	SYMONDS	1:01.289	124	BOTQUELEN	32.711	36	186	WILKINSON	1:32.970	1:33.826	0.856
37	124	BOTQUELEN	1:04.026	41	RAE	32.738	37	124	BOTQUELEN	1:36.737	1:37.342	0.605
38	96	ROBINSON	1:04.317	96	ROBINSON	33.866	38	96	ROBINSON	1:38.183	1:38.183	0.000
39	903	BONSOR	1:05.610	903	BONSOR	34.528	39	903	BONSOR	1:40.138	1:40.841	0.703
40	526	ARMANI	1:10.706	420	FRITH	36.572	40	420	FRITH	1:47.605	1:47.763	0.158
41	420	FRITH	1:11.033	526	ARMANI	37.186	41	526	ARMANI	1:47.892	1:49.575	1.683
42							42	12	BLOCH		1:21.536	
43							43	27	LYNCH			

Weather / Track : Cloudy / Damp

Donington Park National
Circuit Length = 1.9790 miles
Start: 10:46 Flag 10:59 End: 11:01

Results can be found at www.tsl-timing.com

Printed - 11:06 Saturday, 18 May 2019

BMCRC - MRO Championships 2019 - Rnd 4 @ Donington Park

Reactive Parts MRO Powerbikes & Rookie 1000s

QUALIFYING - CLASSIFICATION



POS	NO	CL	PIC NAME	ENTRY	TIME	ON	LAPS	GAP	DIFF	MPH
1	29	C	1 Mark BRIDGER	Yamaha - Moremoto	1:11.442	9	9			99.72
2	60		1 Peter BAKER	Kawasaki - Dodfrey Engineering	1:11.613	8	10	0.171	0.171	99.48
3	272	C	2 Daniel JOHNSON	BMW -	1:11.943	8	10	0.501	0.330	99.03
4	72		2 Michael O'BRIEN	Yamaha -	1:11.943	9	10	0.501	0.000	99.03
5	40		3 Aiden PATMORE	Kawasaki - TBR Performance/NW Roofing	1:12.598	9	9	1.156	0.655	98.13
6	16	C	3 Glenn WALSH	BMW - Walters Medical	1:12.665	9	10	1.223	0.067	98.04
7	21		4 Jack CROUCHER	BMW - Trendy lofts	1:13.621	10	10	2.179	0.956	96.77
8	39	C	4 Max MORGAN	Kawasaki -	1:13.813	5	10	2.371	0.192	96.52
9	175	C	5 Mark KENDLE	Kawasaki - LiMAR OILTOOLS	1:13.815	7	10	2.373	0.002	96.52
10	127	C	6 George HINDLE	BMW - GDH Racing	1:14.171	9	9	2.729	0.356	96.05
11	9	1000	7 Luke DIXON	BMW -	1:14.195	8	10	2.753	0.024	96.02
12	56	C	8 Simon TUCKER	Kawasaki - Area51racing	1:14.783	8	9	3.341	0.588	95.27
13	277	C	9 Adrian AVERRE	Yamaha - Ryders Alley Racing	1:14.903	6	10	3.461	0.120	95.11
14	6		5 Dan SHAILER	Yamaha - McShailer Racing	1:14.962	9	10	3.520	0.059	95.04
15	98		6 Rick DICKINSON	BMW - MotorcycleRaceParts.co.uk.co.uk	1:15.187	10	10	3.745	0.225	94.75
16	12		7 David COMBRINCK	Kawasaki -	1:15.773	7	9	4.331	0.586	94.02
17	173		8 Stephen DRAPER	Yamaha -	1:15.873	9	10	4.431	0.100	93.90
18	258	C	10 Ande FRIEND	Kawasaki - Flying colours Motorcycle Training	1:15.874	7	9	4.432	0.001	93.90
19	168	1000	2 Shaun SUGDEN	Kawasaki -	1:16.138	10	10	4.696	0.264	93.57
20	35	C	11 Robert CRESSWELL	Kawasaki - ODDJOBROB Racing	1:16.376	4	10	4.934	0.238	93.28
21	17		9 Philip BAKER	BMW - Ashford accident repair center Godfrey plastering	1:16.466	8	10	5.024	0.090	93.17
22	71	1000	3 Seb JENKINS	Yamaha - Advertise your business here!	1:16.545	5	6	5.103	0.079	93.07
23	24		10 Alan SMITH	Kawasaki - Orwells Mcs	1:16.645	8	10	5.203	0.100	92.95
24	83	C	12 Jason SIGGS	Yamaha - J Siggs Construction	1:17.337	5	9	5.895	0.692	92.12
25	555	C	13 Dan CHRISTOS	Kawasaki - Christos Commercial LTD	1:17.621	9	9	6.179	0.284	91.78
26	46	C	14 Simon GATES	Kawasaki - Team Kawafati	1:17.738	9	10	6.296	0.117	91.64
27	8		11 John COUGHLAN	Aprilia - BIKERSWORLD	1:17.859	9	10	6.417	0.121	91.50
28	143		2 Steve PALMER	Yamaha - 4C8/Mk1 Transit racing	1:18.297	3	3	6.855	0.438	90.99
29	96		13 Jose TOUCEDA	Kawasaki - Cell2	1:18.326	7	10	6.884	0.029	90.96
30	13		14 Mark PENNINGTON	Suzuki - MP Racing	1:18.663	6	8	7.221	0.337	90.57
31	75	C	15 Paul MARLEY	Kawasaki -	1:19.036	8	10	7.594	0.373	90.14
32	611	1000	4 Gary DRAKE	Suzuki -	1:19.372	9	9	7.930	0.336	89.76
33	100	1000	5 James FEARN	Honda -	1:20.506	9	9	9.064	1.134	88.49
34	45	1000	6 Glenn SMITH	Kawasaki -	1:20.658	5	9	9.216	0.152	88.33
35	18	1000	7 Albert WILLISHER	Suzuki - willsher machinery ltd	1:21.656	9	10	10.214	0.998	87.25
36	707	1000	8 Stephen OKEEFFE	Kawasaki - None	1:21.665	5	9	10.223	0.009	87.24
37	421	1000	9 Daniel TINSLEY	Yamaha -	1:22.669	5	6	11.227	1.004	86.18
38	90	C	16 Dave NESTER	BMW -	1:22.722	9	9	11.280	0.053	86.12
39	841	1000	10 Shane YOUNG	Yamaha -	1:23.450	6	8	12.008	0.728	85.37
40	128	C	17 Kevin CLARKE	Suzuki -	1:24.824	4	6	13.382	1.374	83.99
41	801	1000	12 Stefan MARSHALL	Yamaha -	1:26.042	8	8	14.600	1.218	82.80
42	711	1000	13 Craig WRIGHT	Kawasaki -	1:29.156	4	6	17.714	3.114	79.91
43	57	C	18 David MILLS	Kawasaki - A51 Racing			2			

Donington Park National
 Circuit Length = 1.9790 miles
 Start: 11:36 Flag 11:48 End: 11:50

Weather / Track : Bright / Dry

These results are provisional until the conclusion of any judicial and technical matters.

Clerk Of Course :	Timekeeper :
-------------------	--------------

Results can be found at www.tsl-timing.com

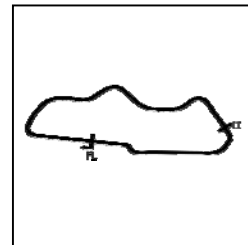
Printed - 11:50 Saturday, 18 May 2019



BMCRC - MRO Championships 2019 - Rnd 4 @ Donington Park

Reactive Parts MRO Powerbikes & Rookie 1000s

QUALIFYING - SECTOR ANALYSIS



SECTOR 1 = FL to I1, SECTOR 2 = I1 to FL, DIFF = Difference To Personal Best Lap, P = Crossed Finish Line in Pit Lane, D = Time Disallowed

P1 29 C		Mark BRIDGER		Yamaha - Moremoto			
IDEAL LAP TIME : 1:11.442		BEST LAP TIME : 1:11.442		DIFFERENCE : 0.000			
LAP	SECTOR 1	SECTOR 2	LAP TIME	MPH	DIFF	TIME OF DAY	
1 -		IN PIT				P 11:38:13.490	
2 -	OUTLAP	27.504	1:42.632	69.41	31.190	11:39:56.122	
3 -	50.935	26.550	1:17.485	91.94	6.043	11:41:13.607	
4 -	50.350	26.136	1:16.486	93.14	5.044	11:42:30.093	
5 -	48.643	26.321	1:14.964	95.04	3.522	11:43:45.057	
6 -	48.331	25.663	1:13.994	96.28	2.552	11:44:59.051	
7 -	48.312	25.076	1:13.388 (3)	97.08	1.946	11:46:12.439	
8 -	46.581	25.116	1:11.697 (2)	99.37	0.255	11:47:24.136	
9 -	46.498	24.944	1:11.442 (1)	99.72		11:48:35.578	

P2 60		Peter BAKER		Kawasaki - Dodfrey Engineering			
IDEAL LAP TIME : 1:11.255		BEST LAP TIME : 1:11.613		DIFFERENCE : 0.358			
LAP	SECTOR 1	SECTOR 2	LAP TIME	MPH	DIFF	TIME OF DAY	
1 -						11:37:24.666	
2 -	53.343	26.249	1:19.592	89.51	7.979	11:38:44.258	
3 -	49.458	26.510	1:15.968	93.78	4.355	11:40:00.226	
4 -	48.490	25.612	1:14.102	96.14	2.489	11:41:14.328	
5 -	49.191	25.430	1:14.621	95.47	3.008	11:42:28.949	
6 -	48.773	25.517	1:14.290	95.90	2.677	11:43:43.239	
7 -	46.427	28.176	1:14.603	95.50	2.990	11:44:57.842	
8 -	46.785	24.828	1:11.613 (1)	99.48		11:46:09.455	
9 -	47.077	24.874	1:11.951 (2)	99.02	0.338	11:47:21.406	
10 -	47.183	24.960	1:12.143 (3)	98.75	0.530	11:48:33.549	

P3 272 C		Daniel JOHNSON		BMW -			
IDEAL LAP TIME : 1:11.943		BEST LAP TIME : 1:11.943		DIFFERENCE : 0.000			
LAP	SECTOR 1	SECTOR 2	LAP TIME	MPH	DIFF	TIME OF DAY	
1 -						11:37:00.315	
2 -	57.794	28.228	1:26.022	82.82	14.079	11:38:26.337	
3 -	53.022	26.782	1:19.804	89.27	7.861	11:39:46.141	
4 -	49.340	25.840	1:15.180	94.76	3.237	11:41:01.321	
5 -	48.861	25.927	1:14.788	95.26	2.845	11:42:16.109	
6 -	48.099	25.412	1:13.511	96.91	1.568	11:43:29.620	
7 -	47.235	25.434	1:12.669 (2)	98.04	0.726	11:44:42.289	
8 -	46.968	24.975	1:11.943 (1)	99.03		11:45:54.232	
9 -	47.099	25.949	1:13.048 (3)	97.53	1.105	11:47:07.280	
10 -	47.277	26.579	1:13.856	96.46	1.913	11:48:21.136	

P4 72		Michael O'BRIEN		Yamaha -			
IDEAL LAP TIME : 1:11.583		BEST LAP TIME : 1:11.943		DIFFERENCE : 0.360			
LAP	SECTOR 1	SECTOR 2	LAP TIME	MPH	DIFF	TIME OF DAY	
1 -						11:36:59.766	
2 -	1:00.108	29.084	1:29.192	79.87	17.249	11:38:28.958	
3 -	52.878	27.148	1:20.026	89.02	8.083	11:39:48.984	
4 -	49.333	25.092	1:14.425	95.72	2.482	11:41:03.409	
5 -	48.731	26.127	1:14.858	95.17	2.915	11:42:18.267	
6 -	48.275	25.061	1:13.336 (3)	97.15	1.393	11:43:31.603	
7 -	47.241	24.945	1:12.186 (2)	98.69	0.243	11:44:43.789	
8 -	49.145	25.275	1:14.420	95.73	2.477	11:45:58.209	
9 -	46.638	25.305	1:11.943 (1)	99.03		11:47:10.152	
10 -	48.051	30.827	1:18.878	90.32	6.935	11:48:29.030	

P5 40		Aiden PATMORE		Kawasaki - TBR Performance/NW Roofing			
IDEAL LAP TIME : 1:12.598		BEST LAP TIME : 1:12.598		DIFFERENCE : 0.000			
LAP	SECTOR 1	SECTOR 2	LAP TIME	MPH	DIFF	TIME OF DAY	
1 -		IN PIT				P 11:39:05.466	

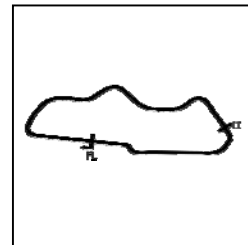
Weather / Track : Bright / Dry

Donington Park National
Circuit Length = 1.9790 miles
Start: 11:36 Flag 11:48 End: 11:50

BMCRC - MRO Championships 2019 - Rnd 4 @ Donington Park

Reactive Parts MRO Powerbikes & Rookie 1000s

QUALIFYING - SECTOR ANALYSIS



SECTOR 1 = FL to I1, SECTOR 2 = I1 to FL, DIFF = Difference To Personal Best Lap, P = Crossed Finish Line in Pit Lane, D = Time Disallowed

2 -	OUTLAP	26.651	1:36.890	73.53	24.292	11:40:42.356
3 -	50.150	26.089	1:16.239	93.45	3.641	11:41:58.595
4 -	49.338	25.730	1:15.068	94.90	2.470	11:43:13.663
5 -	48.213	25.462	1:13.675 (3)	96.70	1.077	11:44:27.338
6 -	48.298	26.799	1:15.097	94.87	2.499	11:45:42.435
7 -	49.334	25.784	1:15.118	94.84	2.520	11:46:57.553
8 -	47.983	25.614	1:13.597 (2)	96.80	0.999	11:48:11.150
9 -	47.493	25.105	1:12.598 (1)	98.13		11:49:23.748

P6 16 C		Glenn WALSH		BMW - Walters Medical		
IDEAL LAP TIME : 1:12.665		BEST LAP TIME : 1:12.665		DIFFERENCE : 0.000		
LAP	SECTOR 1	SECTOR 2	LAP TIME	MPH	DIFF	TIME OF DAY
1 -						11:37:06.340
2 -	58.351	29.918	1:28.269	80.71	15.604	11:38:34.609
3 -	54.275	27.914	1:22.189	86.68	9.524	11:39:56.798
4 -	50.372	26.836	1:17.208	92.27	4.543	11:41:14.006
5 -	48.957	25.885	1:14.842 (3)	95.19	2.177	11:42:28.848
6 -	49.598	25.926	1:15.524	94.33	2.859	11:43:44.372
7 -	48.388	26.052	1:14.440 (2)	95.70	1.775	11:44:58.812
8 -	49.892	26.113	1:16.005	93.73	3.340	11:46:14.817
9 -	47.044	25.621	1:12.665 (1)	98.04		11:47:27.482
10 -	48.784	27.009	1:15.793	94.00	3.128	11:48:43.275

P7 21		Jack CROUCHER		BMW - Trendy lofts		
IDEAL LAP TIME : 1:13.621		BEST LAP TIME : 1:13.621		DIFFERENCE : 0.000		
LAP	SECTOR 1	SECTOR 2	LAP TIME	MPH	DIFF	TIME OF DAY
1 -						11:37:25.049
2 -	54.236	26.565	1:20.801	88.17	7.180	11:38:45.850
3 -	51.371	26.024	1:17.395	92.05	3.774	11:40:03.245
4 -	50.013	27.655	1:17.668	91.73	4.047	11:41:20.913
5 -	52.013	27.343	1:19.356	89.78	5.735	11:42:40.269
6 -	49.948	25.786	1:15.734	94.07	2.113	11:43:56.003
7 -	49.105	25.398	1:14.503 (2)	95.62	0.882	11:45:10.506
8 -	49.336	25.436	1:14.772 (3)	95.28	1.151	11:46:25.278
9 -	50.241	25.659	1:15.900	93.86	2.279	11:47:41.178
10 -	48.633	24.988	1:13.621 (1)	96.77		11:48:54.799

P8 39 C		Max MORGAN		Kawasaki -		
IDEAL LAP TIME : 1:13.788		BEST LAP TIME : 1:13.813		DIFFERENCE : 0.025		
LAP	SECTOR 1	SECTOR 2	LAP TIME	MPH	DIFF	TIME OF DAY
1 -						11:36:54.143
2 -	56.050	27.921	1:23.971	84.84	10.158	11:38:18.114
3 -	49.976	26.509	1:16.485	93.15	2.672	11:39:34.599
4 -	48.696	25.925	1:14.621	95.47	0.808	11:40:49.220
5 -	48.170	25.643	1:13.813 (1)	96.52		11:42:03.033
6 -	49.501	26.218	1:15.719	94.09	1.906	11:43:18.752
7 -	48.287	25.618	1:13.905 (2)	96.40	0.092	11:44:32.657
8 -	48.361	26.122	1:14.483 (3)	95.65	0.670	11:45:47.140
9 -	49.206	26.248	1:15.454	94.42	1.641	11:47:02.594
10 -	51.107	27.803	1:18.910	90.28	5.097	11:48:21.504

P9 175 C		Mark KENDLE		Kawasaki - LiMAR OILTOOLS		
IDEAL LAP TIME : 1:13.815		BEST LAP TIME : 1:13.815		DIFFERENCE : 0.000		
LAP	SECTOR 1	SECTOR 2	LAP TIME	MPH	DIFF	TIME OF DAY
1 -						11:36:50.669
2 -	52.088	27.239	1:19.327	89.81	5.512	11:38:09.996
3 -	48.783	26.633	1:15.416 (3)	94.47	1.601	11:39:25.412
4 -	49.966	26.019	1:15.985	93.76	2.170	11:40:41.397
5 -	48.276	25.927	1:14.203 (2)	96.01	0.388	11:41:55.600
6 -	50.758	26.599	1:17.357	92.10	3.542	11:43:12.957

Weather / Track : Bright / Dry

Donington Park National
Circuit Length = 1.9790 miles
Start: 11:36 Flag 11:48 End: 11:50

BMCRC - MRO Championships 2019 - Rnd 4 @ Donington Park

Reactive Parts MRO Powerbikes & Rookie 1000s

QUALIFYING - SECTOR ANALYSIS



SECTOR 1 = FL to I1, SECTOR 2 = I1 to FL, DIFF = Difference To Personal Best Lap, P = Crossed Finish Line in Pit Lane, D = Time Disallowed

7 -	48.196	25.619	1:13.815 (1)	96.52			11:44:26.772
8 -	48.318	27.208	1:15.526	94.33	1.711		11:45:42.298
9 -	51.770	30.001	1:21.771	87.12	7.956		11:47:04.069
10 -	49.492	26.776	1:16.268	93.41	2.453		11:48:20.337

P10 127 C		George HINDLE		BMW - GDH Racing			
IDEAL LAP TIME : 1:14.171		BEST LAP TIME : 1:14.171		DIFFERENCE : 0.000			
LAP	SECTOR 1	SECTOR 2	LAP TIME	MPH	DIFF	TIME OF DAY	
1 -							11:37:49.117
2 -	54.491	27.757	1:22.248	86.62	8.077		11:39:11.365
3 -	50.760	26.878	1:17.638	91.76	3.467		11:40:29.003
4 -	49.604	26.031	1:15.635	94.19	1.464		11:41:44.638
5 -	51.304	27.411	1:18.715	90.51	4.544		11:43:03.353
6 -	48.701	26.189	1:14.890 (2)	95.13	0.719		11:44:18.243
7 -	51.481	26.016	1:17.497	91.93	3.326		11:45:35.740
8 -	49.184	26.082	1:15.266 (3)	94.65	1.095		11:46:51.006
9 -	48.514	25.657	1:14.171 (1)	96.05			11:48:05.177

P11 9 1000		Luke DIXON		BMW -			
IDEAL LAP TIME : 1:14.079		BEST LAP TIME : 1:14.195		DIFFERENCE : 0.116			
LAP	SECTOR 1	SECTOR 2	LAP TIME	MPH	DIFF	TIME OF DAY	
1 -							11:37:00.753
2 -	57.887	27.965	1:25.852	82.98	11.657		11:38:26.605
3 -	53.650	27.017	1:20.667	88.32	6.472		11:39:47.272
4 -	50.382	26.137	1:16.519	93.10	2.324		11:41:03.791
5 -	48.933	25.853	1:14.786	95.26	0.591		11:42:18.577
6 -	49.937	25.659	1:15.596	94.24	1.401		11:43:34.173
7 -	48.783	25.784	1:14.567 (2)	95.54	0.372		11:44:48.740
8 -	48.683	25.512	1:14.195 (1)	96.02			11:46:02.935
9 -	48.941	25.685	1:14.626 (3)	95.47	0.431		11:47:17.561
10 -	48.567	26.660	1:15.227	94.70	1.032		11:48:32.788

P12 56 C		Simon TUCKER		Kawasaki - Area51racing			
IDEAL LAP TIME : 1:14.783		BEST LAP TIME : 1:14.783		DIFFERENCE : 0.000			
LAP	SECTOR 1	SECTOR 2	LAP TIME	MPH	DIFF	TIME OF DAY	
1 -							11:37:44.989
2 -	54.682	28.433	1:23.115	85.72	8.332		11:39:08.104
3 -	50.665	27.609	1:18.274	91.02	3.491		11:40:26.378
4 -	50.378	26.636	1:17.014	92.51	2.231		11:41:43.392
5 -	48.839	26.878	1:15.717 (3)	94.09	0.934		11:42:59.109
6 -	49.738	26.777	1:16.515	93.11	1.732		11:44:15.624
7 -	50.410	26.850	1:17.260	92.21	2.477		11:45:32.884
8 -	48.458	26.325	1:14.783 (1)	95.27			11:46:47.667
9 -	49.179	26.479	1:15.658 (2)	94.16	0.875		11:48:03.325

P13 277 C		Adrian AVERRE		Yamaha - Ryders Alley Racing			
IDEAL LAP TIME : 1:14.884		BEST LAP TIME : 1:14.903		DIFFERENCE : 0.019			
LAP	SECTOR 1	SECTOR 2	LAP TIME	MPH	DIFF	TIME OF DAY	
1 -							11:36:58.585
2 -	57.252	28.652	1:25.904	82.93	11.001		11:38:24.489
3 -	52.887	27.116	1:20.003	89.05	5.100		11:39:44.492
4 -	50.627	26.033	1:16.660	92.93	1.757		11:41:01.152
5 -	50.068	26.546	1:16.614	92.99	1.711		11:42:17.766
6 -	48.851	26.052	1:14.903 (1)	95.11			11:43:32.669
7 -	49.441	27.191	1:16.632	92.97	1.729		11:44:49.301
8 -	49.363	26.560	1:15.923	93.84	1.020		11:46:05.224
9 -	48.880	26.418	1:15.298 (3)	94.61	0.395		11:47:20.522
10 -	49.011	26.062	1:15.073 (2)	94.90	0.170		11:48:35.595

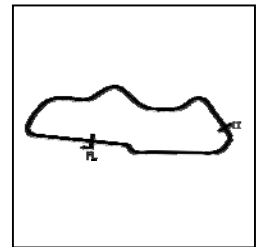
Weather / Track : Bright / Dry

Donington Park National
Circuit Length = 1.9790 miles
Start: 11:36 Flag 11:48 End: 11:50

BMCRC - MRO Championships 2019 - Rnd 4 @ Donington Park

Reactive Parts MRO Powerbikes & Rookie 1000s

QUALIFYING - SECTOR ANALYSIS



SECTOR 1 = FL to I1, SECTOR 2 = I1 to FL, DIFF = Difference To Personal Best Lap, P = Crossed Finish Line in Pit Lane, D = Time Disallowed

P14 6		Dan SHAILER		Yamaha - McShailer Racing			
IDEAL LAP TIME : 1:14.962		BEST LAP TIME : 1:14.962		DIFFERENCE : 0.000			
LAP	SECTOR 1	SECTOR 2	LAP TIME	MPH	DIFF	TIME OF DAY	
1 -						11:37:04.424	
2 -	57.947	28.465	1:26.412	82.44	11.450	11:38:30.836	
3 -	53.146	27.029	1:20.175	88.86	5.213	11:39:51.011	
4 -	53.575	27.102	1:20.677	88.31	5.715	11:41:11.688	
5 -	50.451	26.255	1:16.706	92.88	1.744	11:42:28.394	
6 -	50.251	26.110	1:16.361	93.30	1.399	11:43:44.755	
7 -	49.344	26.017	1:15.361 (2)	94.54	0.399	11:45:00.116	
8 -	49.720	26.081	1:15.801	93.99	0.839	11:46:15.917	
9 -	49.088	25.874	1:14.962 (1)	95.04		11:47:30.879	
10 -	49.662	26.088	1:15.750 (3)	94.05	0.788	11:48:46.629	

P15 98		Rick DICKINSON		BMW - MotorcycleRaceParts.co.uk.co.uk			
IDEAL LAP TIME : 1:15.094		BEST LAP TIME : 1:15.187		DIFFERENCE : 0.093			
LAP	SECTOR 1	SECTOR 2	LAP TIME	MPH	DIFF	TIME OF DAY	
1 -						11:37:12.444	
2 -	59.030	30.079	1:29.109	79.95	13.922	11:38:41.553	
3 -	54.296	27.645	1:21.941	86.94	6.754	11:40:03.494	
4 -	53.692	27.343	1:21.035	87.92	5.848	11:41:24.529	
5 -	53.587	26.703	1:20.290	88.73	5.103	11:42:44.819	
6 -	52.097	26.859	1:18.956	90.23	3.769	11:44:03.775	
7 -	50.007	26.258	1:16.265 (3)	93.41	1.078	11:45:20.040	
8 -	49.618	25.993	1:15.611 (2)	94.22	0.424	11:46:35.651	
9 -	49.824	26.667	1:16.491	93.14	1.304	11:47:52.142	
10 -	49.101	26.086	1:15.187 (1)	94.75		11:49:07.329	

P16 12		David COMBRINCK		Kawasaki -			
IDEAL LAP TIME : 1:15.487		BEST LAP TIME : 1:15.773		DIFFERENCE : 0.286			
LAP	SECTOR 1	SECTOR 2	LAP TIME	MPH	DIFF	TIME OF DAY	
1 -						11:37:57.176	
2 -	59.236	28.366	1:27.602	81.32	11.829	11:39:24.778	
3 -	52.613	27.055	1:19.668	89.42	3.895	11:40:44.446	
4 -	51.158	26.082	1:17.240	92.24	1.467	11:42:01.686	
5 -	51.147	26.485	1:17.632	91.77	1.859	11:43:19.318	
6 -	50.642	26.881	1:17.523	91.90	1.750	11:44:36.841	
7 -	49.768	26.005	1:15.773 (1)	94.02		11:45:52.614	
8 -	50.142	26.334	1:16.476 (3)	93.16	0.703	11:47:09.090	
9 -	49.482	26.430	1:15.912 (2)	93.85	0.139	11:48:25.002	

P17 173		Stephen DRAPER		Yamaha -			
IDEAL LAP TIME : 1:15.873		BEST LAP TIME : 1:15.873		DIFFERENCE : 0.000			
LAP	SECTOR 1	SECTOR 2	LAP TIME	MPH	DIFF	TIME OF DAY	
1 -						11:37:32.535	
2 -	57.367	28.782	1:26.149	82.70	10.276	11:38:58.684	
3 -	54.172	27.586	1:21.758	87.14	5.885	11:40:20.442	
4 -	51.724	26.895	1:18.619	90.62	2.746	11:41:39.061	
5 -	51.252	27.005	1:18.257	91.04	2.384	11:42:57.318	
6 -	51.330	26.730	1:18.060	91.27	2.187	11:44:15.378	
7 -	51.641	26.582	1:18.223	91.08	2.350	11:45:33.601	
8 -	50.265	26.604	1:16.869 (2)	92.68	0.996	11:46:50.470	
9 -	50.000	25.873	1:15.873 (1)	93.90		11:48:06.343	
10 -	51.158	26.115	1:17.273 (3)	92.20	1.400	11:49:23.616	

P18 258 C		Ande FRIEND		Kawasaki - Flying colours Motorcycle Training			
IDEAL LAP TIME : 1:15.874		BEST LAP TIME : 1:15.874		DIFFERENCE : 0.000			
LAP	SECTOR 1	SECTOR 2	LAP TIME	MPH	DIFF	TIME OF DAY	
1 -		IN PIT			P	11:38:15.034	

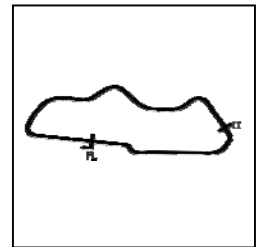
Weather / Track : Bright / Dry

Donington Park National
Circuit Length = 1.9790 miles
Start: 11:36 Flag 11:48 End: 11:50

BMCRC - MRO Championships 2019 - Rnd 4 @ Donington Park

Reactive Parts MRO Powerbikes & Rookie 1000s

QUALIFYING - SECTOR ANALYSIS



SECTOR 1 = FL to I1, SECTOR 2 = I1 to FL, DIFF = Difference To Personal Best Lap, P = Crossed Finish Line in Pit Lane, D = Time Disallowed

2 -	OUTLAP	27.964	1:45.835	67.31	29.961	11:40:00.869
3 -	51.415	26.919	1:18.334	90.95	2.460	11:41:19.203
4 -	52.494	27.541	1:20.035	89.01	4.161	11:42:39.238
5 -	49.860	26.772	1:16.632 (3)	92.97	0.758	11:43:55.870
6 -	50.188	26.826	1:17.014	92.51	1.140	11:45:12.884
7 -	49.377	26.497	1:15.874 (1)	93.90		11:46:28.758
8 -	49.627	26.801	1:16.428 (2)	93.22	0.554	11:47:45.186
9 -	51.095	26.609	1:17.704	91.68	1.830	11:49:02.890

P19	168	1000	Shaun SUGDEN	Kawasaki -		
IDEAL LAP TIME : 1:16.138		BEST LAP TIME : 1:16.138		DIFFERENCE : 0.000		
LAP	SECTOR 1	SECTOR 2	LAP TIME	MPH	DIFF	TIME OF DAY
1 -						11:36:57.510
2 -	1:03.229	31.501	1:34.730	75.20	18.592	11:38:32.240
3 -	57.772	28.664	1:26.436	82.42	10.298	11:39:58.676
4 -	54.405	28.359	1:22.764	86.08	6.626	11:41:21.440
5 -	52.870	28.517	1:21.387	87.54	5.249	11:42:42.827
6 -	53.858	27.495	1:21.353	87.57	5.215	11:44:04.180
7 -	50.589	26.834	1:17.423 (3)	92.02	1.285	11:45:21.603
8 -	50.301	26.348	1:16.649 (2)	92.95	0.511	11:46:38.252
9 -	51.200	27.404	1:18.604	90.63	2.466	11:47:56.856
10 -	49.954	26.184	1:16.138 (1)	93.57		11:49:12.994

P20	35	C	Robert CRESSWELL	Kawasaki - ODDJOBROB Racing		
IDEAL LAP TIME : 1:16.033		BEST LAP TIME : 1:16.376		DIFFERENCE : 0.343		
LAP	SECTOR 1	SECTOR 2	LAP TIME	MPH	DIFF	TIME OF DAY
1 -						11:37:35.396
2 -	55.671	28.850	1:24.521	84.29	8.145	11:38:59.917
3 -	51.482	27.160	1:18.642	90.59	2.266	11:40:18.559
4 -	49.877	26.499	1:16.376 (1)	93.28		11:41:34.935
5 -	50.345	27.670	1:18.015	91.32	1.639	11:42:52.950
6 -	51.123	26.377	1:17.500	91.93	1.124	11:44:10.450
7 -	49.666	26.910	1:16.576 (2)	93.04	0.200	11:45:27.026
8 -	50.347	26.563	1:16.910	92.63	0.534	11:46:43.936
9 -	50.290	26.367	1:16.657 (3)	92.94	0.281	11:48:00.593
10 -	54.929	33.909	1:28.838	80.19	12.462	11:49:29.431

P21	17		Philip BAKER	BMW - Ashford accident repair center Godfrey plastering servic		
IDEAL LAP TIME : 1:16.172		BEST LAP TIME : 1:16.466		DIFFERENCE : 0.294		
LAP	SECTOR 1	SECTOR 2	LAP TIME	MPH	DIFF	TIME OF DAY
1 -						11:37:37.503
2 -	55.416	28.860	1:24.276	84.53	7.810	11:39:01.779
3 -	52.531	28.032	1:20.563	88.43	4.097	11:40:22.342
4 -	53.039	26.556	1:19.595	89.51	3.129	11:41:41.937
5 -	50.772	26.684	1:17.456 (3)	91.98	0.990	11:42:59.393
6 -	51.073	26.929	1:18.002	91.33	1.536	11:44:17.395
7 -	51.419	26.361	1:17.780	91.59	1.314	11:45:35.175
8 -	50.218	26.248	1:16.466 (1)	93.17		11:46:51.641
9 -	50.791	25.954	1:16.745 (2)	92.83	0.279	11:48:08.386
10 -	51.007	27.725	1:18.732	90.49	2.266	11:49:27.118

P22	71	1000	Seb JENKINS	Yamaha - Advertise your business here!		
IDEAL LAP TIME : 1:16.057		BEST LAP TIME : 1:16.545		DIFFERENCE : 0.488		
LAP	SECTOR 1	SECTOR 2	LAP TIME	MPH	DIFF	TIME OF DAY
1 -						11:37:03.947
2 -	59.156	27.859	1:27.015	81.87	10.470	11:38:30.962
3 -	53.376	27.004	1:20.380	88.63	3.835	11:39:51.342
4 -	52.276	26.624	1:18.900 (3)	90.29	2.355	11:41:10.242
5 -	49.541	27.004	1:16.545 (1)	93.07		11:42:26.787
6 -	50.531	26.516	1:17.047 (2)	92.47	0.502	11:43:43.834

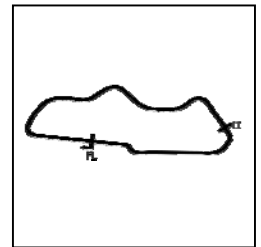
Weather / Track : Bright / Dry

Donington Park National
Circuit Length = 1.9790 miles
Start: 11:36 Flag 11:48 End: 11:50

BMCRC - MRO Championships 2019 - Rnd 4 @ Donington Park

Reactive Parts MRO Powerbikes & Rookie 1000s

QUALIFYING - SECTOR ANALYSIS



SECTOR 1 = FL to I1, SECTOR 2 = I1 to FL, DIFF = Difference To Personal Best Lap, P = Crossed Finish Line in Pit Lane, D = Time Disallowed

P23 24		Alan SMITH		Kawasaki - Orwells Mcs		
IDEAL LAP TIME : 1:16.645		BEST LAP TIME : 1:16.645		DIFFERENCE : 0.000		
LAP	SECTOR 1	SECTOR 2	LAP TIME	MPH	DIFF	TIME OF DAY
1 -						11:37:29.597
2 -	58.724	30.099	1:28.823	80.21	12.178	11:38:58.420
3 -	54.229	27.743	1:21.972	86.91	5.327	11:40:20.392
4 -	52.808	27.767	1:20.575	88.42	3.930	11:41:40.967
5 -	51.066	26.971	1:18.037 (3)	91.29	1.392	11:42:59.004
6 -	51.594	28.403	1:19.997	89.06	3.352	11:44:19.001
7 -	51.959	27.199	1:19.158	90.00	2.513	11:45:38.159
8 -	50.069	26.576	1:16.645 (1)	92.95		11:46:54.804
9 -	50.463	27.245	1:17.708 (2)	91.68	1.063	11:48:12.512
10 -	54.556	27.613	1:22.169	86.70	5.524	11:49:34.681

P24 83 C		Jason SIGGS		Yamaha - J Siggs Construction		
IDEAL LAP TIME : 1:17.337		BEST LAP TIME : 1:17.337		DIFFERENCE : 0.000		
LAP	SECTOR 1	SECTOR 2	LAP TIME	MPH	DIFF	TIME OF DAY
1 -						11:37:33.760
2 -	56.931	29.249	1:26.180	82.67	8.843	11:38:59.940
3 -	53.445	27.951	1:21.396	87.53	4.059	11:40:21.336
4 -	52.295	26.846	1:19.141 (2)	90.02	1.804	11:41:40.477
5 -	50.551	26.786	1:17.337 (1)	92.12		11:42:57.814
6 -	52.571	28.451	1:21.022	87.93	3.685	11:44:18.836
7 -	53.013	28.427	1:21.440	87.48	4.103	11:45:40.276
8 -	52.468	27.516	1:19.984 (3)	89.07	2.647	11:47:00.260
9 -	53.112	27.947	1:21.059	87.89	3.722	11:48:21.319

P25 555 C		Dan CHRISTOS		Kawasaki - Christos Commercial LTD		
IDEAL LAP TIME : 1:17.165		BEST LAP TIME : 1:17.621		DIFFERENCE : 0.456		
LAP	SECTOR 1	SECTOR 2	LAP TIME	MPH	DIFF	TIME OF DAY
1 -		IN PIT				11:38:15.788
2 -	OUTLAP	29.341	1:46.297	67.02	28.676	11:40:02.085
3 -	52.716	27.407	1:20.123	88.92	2.502	11:41:22.208
4 -	51.853	27.094	1:18.947	90.24	1.326	11:42:41.155
5 -	50.715	27.099	1:17.814	91.55	0.193	11:43:58.969
6 -	50.625	27.162	1:17.787 (2)	91.59	0.166	11:45:16.756
7 -	50.795	27.229	1:18.024	91.31	0.403	11:46:34.780
8 -	50.687	27.104	1:17.791 (3)	91.58	0.170	11:47:52.571
9 -	51.081	26.540	1:17.621 (1)	91.78		11:49:10.192

P26 46 C		Simon GATES		Kawasaki - Team Kawafati		
IDEAL LAP TIME : 1:17.607		BEST LAP TIME : 1:17.738		DIFFERENCE : 0.131		
LAP	SECTOR 1	SECTOR 2	LAP TIME	MPH	DIFF	TIME OF DAY
1 -						11:36:53.078
2 -	56.754	28.797	1:25.551	83.27	7.813	11:38:18.629
3 -	53.011	27.426	1:20.437	88.57	2.699	11:39:39.066
4 -	52.637	27.209	1:19.846	89.22	2.108	11:40:58.912
5 -	52.207	27.203	1:19.410	89.71	1.672	11:42:18.322
6 -	52.098	26.798	1:18.896 (3)	90.30	1.158	11:43:37.218
7 -	51.589	28.797	1:20.386	88.63	2.648	11:44:57.604
8 -	51.897	27.268	1:19.165	89.99	1.427	11:46:16.769
9 -	51.293	26.445	1:17.738 (1)	91.64		11:47:34.507
10 -	51.162	27.174	1:18.336 (2)	90.94	0.598	11:48:52.843

P27 8		John COUGHLAN		Aprilia - BIKERSWORLD		
IDEAL LAP TIME : 1:17.171		BEST LAP TIME : 1:17.859		DIFFERENCE : 0.688		
LAP	SECTOR 1	SECTOR 2	LAP TIME	MPH	DIFF	TIME OF DAY
1 -						11:37:00.871
2 -	59.711	28.882	1:28.593	80.41	10.734	11:38:29.464

Weather / Track : Bright / Dry

Donington Park National
Circuit Length = 1.9790 miles
Start: 11:36 Flag 11:48 End: 11:50

BMCRC - MRO Championships 2019 - Rnd 4 @ Donington Park

Reactive Parts MRO Powerbikes & Rookie 1000s

QUALIFYING - SECTOR ANALYSIS



SECTOR 1 = FL to I1, SECTOR 2 = I1 to FL, DIFF = Difference To Personal Best Lap, P = Crossed Finish Line in Pit Lane, D = Time Disallowed

3 -	52.965	28.045	1:21.010	87.94	3.151	11:39:50.474
4 -	54.717	27.549	1:22.266	86.60	4.407	11:41:12.740
5 -	50.790	27.621	1:18.411	90.86	0.552	11:42:31.151
6 -	50.970	27.221	1:18.191 (2)	91.11	0.332	11:43:49.342
7 -	51.255	27.118	1:18.373	90.90	0.514	11:45:07.715
8 -	51.925	27.039	1:18.964	90.22	1.105	11:46:26.679
9 -	50.370	27.489	1:17.859 (1)	91.50		11:47:44.538
10 -	51.391	26.801	1:18.192 (3)	91.11	0.333	11:49:02.730

P28 143		Steve PALMER		Yamaha - 4C8/Mk1 Transit racing			
IDEAL LAP TIME : 1:18.297		BEST LAP TIME : 1:18.297		DIFFERENCE : 0.000			
LAP	SECTOR 1	SECTOR 2	LAP TIME	MPH	DIFF	TIME OF DAY	
1 -		IN PIT			P	11:38:29.475	
2 -	OUTLAP	28.078	1:48.183	65.85	29.886	11:40:17.658	
3 -	51.921	26.376	1:18.297 (1)	90.99		11:41:35.955	

P29 96		Jose TOUCEDA		Kawasaki - Cell2			
IDEAL LAP TIME : 1:17.874		BEST LAP TIME : 1:18.326		DIFFERENCE : 0.452			
LAP	SECTOR 1	SECTOR 2	LAP TIME	MPH	DIFF	TIME OF DAY	
1 -						11:36:57.792	
2 -	58.237	29.368	1:27.605	81.32	9.279	11:38:25.397	
3 -	55.109	28.438	1:23.547	85.27	5.221	11:39:48.944	
4 -	52.029	27.039	1:19.068	90.10	0.742	11:41:08.012	
5 -	51.431	27.316	1:18.747 (3)	90.47	0.421	11:42:26.759	
6 -	51.480	27.839	1:19.319	89.82	0.993	11:43:46.078	
7 -	50.835	27.491	1:18.326 (1)	90.96		11:45:04.404	
8 -	51.735	28.081	1:19.816	89.26	1.490	11:46:24.220	
9 -	52.112	27.807	1:19.919	89.14	1.593	11:47:44.139	
10 -	51.008	27.349	1:18.357 (2)	90.92	0.031	11:49:02.496	

P30 13		Mark PENNINGTON		Suzuki - MP Racing			
IDEAL LAP TIME : 1:18.408		BEST LAP TIME : 1:18.663		DIFFERENCE : 0.255			
LAP	SECTOR 1	SECTOR 2	LAP TIME	MPH	DIFF	TIME OF DAY	
1 -						11:36:53.572	
2 -	57.352	28.143	1:25.495	83.33	6.832	11:38:19.067	
3 -	53.316	27.122	1:20.438	88.57	1.775	11:39:39.505	
4 -	52.598	27.064	1:19.662 (2)	89.43	0.999	11:40:59.167	
5 -	52.714	27.303	1:20.017 (3)	89.03	1.354	11:42:19.184	
6 -	51.882	26.781	1:18.663 (1)	90.57		11:43:37.847	
7 -	51.627	28.396	1:20.023	89.03	1.360	11:44:57.870	
8 -	52.078	IN PIT	1:26.783 P	82.09	8.120	11:46:24.653	

P31 75 C		Paul MARLEY		Kawasaki -			
IDEAL LAP TIME : 1:18.831		BEST LAP TIME : 1:19.036		DIFFERENCE : 0.205			
LAP	SECTOR 1	SECTOR 2	LAP TIME	MPH	DIFF	TIME OF DAY	
1 -						11:36:56.834	
2 -	58.789	29.505	1:28.294	80.69	9.258	11:38:25.128	
3 -	55.853	28.892	1:24.745	84.07	5.709	11:39:49.873	
4 -	55.334	28.340	1:23.674	85.14	4.638	11:41:13.547	
5 -	52.631	27.290	1:19.921	89.14	0.885	11:42:33.468	
6 -	51.541	28.022	1:19.563 (3)	89.54	0.527	11:43:53.031	
7 -	52.218	27.650	1:19.868	89.20	0.832	11:45:12.899	
8 -	51.704	27.332	1:19.036 (1)	90.14		11:46:31.935	
9 -	52.240	27.582	1:19.822	89.25	0.786	11:47:51.757	
10 -	51.668	27.506	1:19.174 (2)	89.98	0.138	11:49:10.931	

P32 611 1000		Gary DRAKE		Suzuki -			
IDEAL LAP TIME : 1:19.372		BEST LAP TIME : 1:19.372		DIFFERENCE : 0.000			
LAP	SECTOR 1	SECTOR 2	LAP TIME	MPH	DIFF	TIME OF DAY	

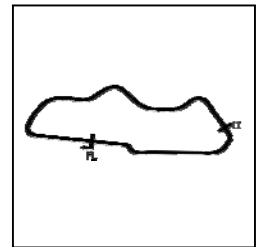
Weather / Track : Bright / Dry

Donington Park National
Circuit Length = 1.9790 miles
Start: 11:36 Flag 11:48 End: 11:50

BMCRC - MRO Championships 2019 - Rnd 4 @ Donington Park

Reactive Parts MRO Powerbikes & Rookie 1000s

QUALIFYING - SECTOR ANALYSIS



SECTOR 1 = FL to I1, SECTOR 2 = I1 to FL, DIFF = Difference To Personal Best Lap, P = Crossed Finish Line in Pit Lane, D = Time Disallowed

1 -							11:37:30.776
2 -	57.949	30.569	1:28.518	80.48	9.146		11:38:59.294
3 -	53.960	28.940	1:22.900	85.94	3.528		11:40:22.194
4 -	53.190	27.938	1:21.128 (2)	87.81	1.756		11:41:43.322
5 -	53.158	28.028	1:21.186 (3)	87.75	1.814		11:43:04.508
6 -	52.428	1:07.831	2:00.259	59.24	40.887		11:45:04.767
7 -	57.792	28.141	1:25.933	82.90	6.561		11:46:30.700
8 -	52.919	28.585	1:21.504	87.41	2.132		11:47:52.204
9 -	51.967	27.405	1:19.372 (1)	89.76			11:49:11.576

P33 100 1000 James FEARN			Honda -			
IDEAL LAP TIME : 1:20.348		BEST LAP TIME : 1:20.506		DIFFERENCE : 0.158		
LAP	SECTOR 1	SECTOR 2	LAP TIME	MPH	DIFF	TIME OF DAY
1 -						11:37:11.716
2 -	58.958	30.452	1:29.410	79.68	8.904	11:38:41.126
3 -	56.422	28.753	1:25.175	83.64	4.669	11:40:06.301
4 -	55.910	28.699	1:24.609	84.20	4.103	11:41:30.910
5 -	54.503	28.632	1:23.135	85.69	2.629	11:42:54.045
6 -	53.981	28.319	1:22.300 (3)	86.56	1.794	11:44:16.345
7 -	55.200	27.658	1:22.858	85.98	2.352	11:45:39.203
8 -	53.133	27.392	1:20.525 (2)	88.47	0.019	11:46:59.728
9 -	52.956	27.550	1:20.506 (1)	88.49		11:48:20.234

P34 45 1000 Glenn SMITH			Kawasaki -			
IDEAL LAP TIME : 1:20.495		BEST LAP TIME : 1:20.658		DIFFERENCE : 0.163		
LAP	SECTOR 1	SECTOR 2	LAP TIME	MPH	DIFF	TIME OF DAY
1 -						11:36:55.680
2 -	58.829	29.305	1:28.134	80.83	7.476	11:38:23.814
3 -	56.480	29.336	1:25.816	83.02	5.158	11:39:49.630
4 -	52.662	28.252	1:20.914 (3)	88.05	0.256	11:41:10.544
5 -	52.461	28.197	1:20.658 (1)	88.33		11:42:31.202
6 -	53.305	28.686	1:21.991	86.89	1.333	11:43:53.193
7 -	52.917	28.114	1:21.031	87.92	0.373	11:45:14.224
8 -	52.643	28.034	1:20.677 (2)	88.31	0.019	11:46:34.901
9 -	52.971	29.549	1:22.520	86.33	1.862	11:47:57.421

P35 18 1000 Albert WILLISHER			Suzuki - willsher machinery ltd			
IDEAL LAP TIME : 1:21.604		BEST LAP TIME : 1:21.656		DIFFERENCE : 0.052		
LAP	SECTOR 1	SECTOR 2	LAP TIME	MPH	DIFF	TIME OF DAY
1 -						11:37:01.099
2 -	59.148	30.438	1:29.586	79.52	7.930	11:38:30.685
3 -	54.735	28.587	1:23.322	85.50	1.666	11:39:54.007
4 -	54.937	28.625	1:23.562	85.26	1.906	11:41:17.569
5 -	54.164	29.596	1:23.760	85.06	2.104	11:42:41.329
6 -	55.652	28.909	1:24.561	84.25	2.905	11:44:05.890
7 -	54.045	28.218	1:22.263 (2)	86.60	0.607	11:45:28.153
8 -	53.386	29.023	1:22.409 (3)	86.45	0.753	11:46:50.562
9 -	53.436	28.220	1:21.656 (1)	87.25		11:48:12.218
10 -	53.784	28.759	1:22.543	86.31	0.887	11:49:34.761

P36 707 1000 Stephen OKEEFFE			Kawasaki - None			
IDEAL LAP TIME : 1:21.040		BEST LAP TIME : 1:21.665		DIFFERENCE : 0.625		
LAP	SECTOR 1	SECTOR 2	LAP TIME	MPH	DIFF	TIME OF DAY
1 -						11:37:09.611
2 -	1:00.571	31.001	1:31.572	77.80	9.907	11:38:41.183
3 -	56.773	28.501	1:25.274	83.54	3.609	11:40:06.457
4 -	56.066	28.238	1:24.304	84.51	2.639	11:41:30.761
5 -	53.880	27.785	1:21.665 (1)	87.24		11:42:52.426
6 -	54.732	28.380	1:23.112	85.72	1.447	11:44:15.538
7 -	54.886	28.169	1:23.055	85.78	1.390	11:45:38.593

Weather / Track : Bright / Dry

Donington Park National
Circuit Length = 1.9790 miles
Start: 11:36 Flag 11:48 End: 11:50

BMCRC - MRO Championships 2019 - Rnd 4 @ Donington Park

Reactive Parts MRO Powerbikes & Rookie 1000s

QUALIFYING - SECTOR ANALYSIS



SECTOR 1 = FL to I1, SECTOR 2 = I1 to FL, DIFF = Difference To Personal Best Lap, P = Crossed Finish Line in Pit Lane, D = Time Disallowed

8 -	53.267	29.734	1:23.001 (3)	85.83	1.336	11:47:01.594
9 -	54.111	27.773	1:21.884 (2)	87.00	0.219	11:48:23.478

P37	421	1000	Daniel TINSLEY	Yamaha -		
IDEAL LAP TIME : 1:22.669		BEST LAP TIME : 1:22.669		DIFFERENCE : 0.000		
LAP	SECTOR 1	SECTOR 2	LAP TIME	MPH	DIFF	TIME OF DAY
1 -						11:37:00.660
2 -	1:02.620	30.104	1:32.724	76.83	10.055	11:38:33.384
3 -	58.323	28.835	1:27.158	81.74	4.489	11:40:00.542
4 -	55.438	28.130	1:23.568 (2)	85.25	0.899	11:41:24.110
5 -	54.707	27.962	1:22.669 (1)	86.18		11:42:46.779
6 -	55.309	28.893	1:24.202 (3)	84.61	1.533	11:44:10.981

P38	90	C	Dave NESTER	BMW -		
IDEAL LAP TIME : 1:22.592		BEST LAP TIME : 1:22.722		DIFFERENCE : 0.130		
LAP	SECTOR 1	SECTOR 2	LAP TIME	MPH	DIFF	TIME OF DAY
1 -						11:37:02.125
2 -	1:01.538	30.860	1:32.398	77.10	9.676	11:38:34.523
3 -	57.632	30.135	1:27.767	81.17	5.045	11:40:02.290
4 -	55.747	31.015	1:26.762	82.11	4.040	11:41:29.052
5 -	55.976	30.009	1:25.985	82.85	3.263	11:42:55.037
6 -	55.254	29.616	1:24.870 (3)	83.94	2.148	11:44:19.907
7 -	55.502	29.222	1:24.724 (2)	84.09	2.002	11:45:44.631
8 -	56.073	29.874	1:25.947	82.89	3.225	11:47:10.578
9 -	53.370	29.352	1:22.722 (1)	86.12		11:48:33.300

P39	841	1000	Shane YOUNG	Yamaha -		
IDEAL LAP TIME : 1:22.904		BEST LAP TIME : 1:23.450		DIFFERENCE : 0.546		
LAP	SECTOR 1	SECTOR 2	LAP TIME	MPH	DIFF	TIME OF DAY
1 -						11:37:26.466
2 -	1:01.141	32.896	1:34.037	75.76	10.587	11:39:00.503
3 -	57.811	30.173	1:27.984	80.97	4.534	11:40:28.487
4 -	55.615	29.846	1:25.461	83.36	2.011	11:41:53.948
5 -	55.293	29.264	1:24.557 (3)	84.25	1.107	11:43:18.505
6 -	54.268	29.182	1:23.450 (1)	85.37		11:44:41.955
7 -	53.722	30.020	1:23.742 (2)	85.07	0.292	11:46:05.697
8 -	53.819	IN PIT	1:32.647 P	76.90	9.197	11:47:38.344

P40	128	C	Kevin CLARKE	Suzuki -		
IDEAL LAP TIME : 1:24.505		BEST LAP TIME : 1:24.824		DIFFERENCE : 0.319		
LAP	SECTOR 1	SECTOR 2	LAP TIME	MPH	DIFF	TIME OF DAY
1 -						11:36:55.002
2 -	58.476	29.111	1:27.587	81.34	2.763	11:38:22.589
3 -	57.156	29.066	1:26.222 (3)	82.63	1.398	11:39:48.811
4 -	55.842	28.982	1:24.824 (1)	83.99		11:41:13.635
5 -	57.097	28.663	1:25.760 (2)	83.07	0.936	11:42:39.395
6 -	1:45.605	IN PIT	2:23.998 P	49.47	59.174	11:45:03.393

P41	801	1000	Stefan MARSHALL	Yamaha -		
IDEAL LAP TIME : 1:25.802		BEST LAP TIME : 1:26.042		DIFFERENCE : 0.240		
LAP	SECTOR 1	SECTOR 2	LAP TIME	MPH	DIFF	TIME OF DAY
1 -		IN PIT				11:38:26.070
2 -	OUTLAP	31.274	1:56.214	61.30	30.172	11:40:22.284
3 -	1:00.676	30.051	1:30.727	78.52	4.685	11:41:53.011
4 -	1:00.322	29.696	1:30.018	79.14	3.976	11:43:23.029
5 -	58.233	30.042	1:28.275	80.70	2.233	11:44:51.304
6 -	57.116	29.156	1:26.272 (2)	82.58	0.230	11:46:17.576
7 -	57.364	28.915	1:26.279 (3)	82.57	0.237	11:47:43.855
8 -	57.356	28.686	1:26.042 (1)	82.80		11:49:09.897

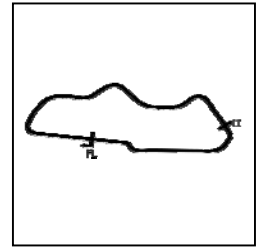
Weather / Track : Bright / Dry

Donington Park National
Circuit Length = 1.9790 miles
Start: 11:36 Flag 11:48 End: 11:50

BMCRC - MRO Championships 2019 - Rnd 4 @ Donington Park

Reactive Parts MRO Powerbikes & Rookie 1000s

QUALIFYING - SECTOR ANALYSIS



SECTOR 1 = FL to I1, SECTOR 2 = I1 to FL, DIFF = Difference To Personal Best Lap, P = Crossed Finish Line in Pit Lane, D = Time Disallowed

P42 711 1000		Craig WRIGHT		Kawasaki -		
IDEAL LAP TIME : 1:28.448		BEST LAP TIME : 1:29.156		DIFFERENCE : 0.708		
LAP	SECTOR 1	SECTOR 2	LAP TIME	MPH	DIFF	TIME OF DAY
1 -		IN PIT			P	11:39:20.597
2 -	OUTLAP	30.649	1:51.513	63.89	22.357	11:41:12.110
3 -	1:00.361	30.481	1:30.842 (3)	78.42	1.686	11:42:42.952
4 -	58.771	30.385	1:29.156 (1)	79.91		11:44:12.108
5 -	59.275	31.018	1:30.293 (2)	78.90	1.137	11:45:42.401
6 -	58.063	IN PIT	1:37.567 P	73.02	8.411	11:47:19.968

P43 57 C		David MILLS		Kawasaki - A51 Racing		
IDEAL LAP TIME :		BEST LAP TIME :		DIFFERENCE :		
LAP	SECTOR 1	SECTOR 2	LAP TIME	MPH	DIFF	TIME OF DAY
1 -		IN PIT			P	11:38:12.333
2 -	OUTLAP	28.454	1:44.427	68.22		11:39:56.760

BMCRC - MRO Championships 2019 - Rnd 4 @ Donington Park

Reactive Parts MRO Powerbikes & Rookie 1000s

QUALIFYING - BEST SECTORS

SECTOR 1			SECTOR 2			IDEAL / BEST COMPARISON						
POS	NO	NAME	TIME	NO	NAME	TIME	POS	NO	NAME	IDEAL	BEST	DIFF
									PERFECT LAP	1:11.255		
1	60	BAKER	46.427	60	BAKER	24.828	1	60	BAKER	1:11.255	1:11.613	0.358
2	29	BRIDGER	46.498	29	BRIDGER	24.944	2	29	BRIDGER	1:11.442	1:11.442	0.000
3	72	O'BRIEN	46.638	72	O'BRIEN	24.945	3	72	O'BRIEN	1:11.583	1:11.943	0.360
4	272	JOHNSON	46.968	272	JOHNSON	24.975	4	272	JOHNSON	1:11.943	1:11.943	0.000
5	16	WALSH	47.044	21	CROUCHER	24.988	5	40	PATMORE	1:12.598	1:12.598	0.000
6	40	PATMORE	47.493	40	PATMORE	25.105	6	16	WALSH	1:12.665	1:12.665	0.000
7	39	MORGAN	48.170	9	DIXON	25.512	7	21	CROUCHER	1:13.621	1:13.621	0.000
8	175	KENDLE	48.196	39	MORGAN	25.618	8	39	MORGAN	1:13.788	1:13.813	0.025
9	56	TUCKER	48.458	175	KENDLE	25.619	9	175	KENDLE	1:13.815	1:13.815	0.000
10	127	HINDLE	48.514	16	WALSH	25.621	10	9	DIXON	1:14.079	1:14.195	0.116
11	9	DIXON	48.567	127	HINDLE	25.657	11	127	HINDLE	1:14.171	1:14.171	0.000
12	21	CROUCHER	48.633	173	DRAPER	25.873	12	56	TUCKER	1:14.783	1:14.783	0.000
13	277	AVERRE	48.851	6	SHAILER	25.874	13	277	AVERRE	1:14.884	1:14.903	0.019
14	6	SHAILER	49.088	17	BAKER	25.954	14	6	SHAILER	1:14.962	1:14.962	0.000
15	98	DICKINSON	49.101	98	DICKINSON	25.993	15	98	DICKINSON	1:15.094	1:15.187	0.093
16	258	FRIEND	49.377	12	COMBRINCK	26.005	16	12	COMBRINCK	1:15.487	1:15.773	0.286
17	12	COMBRINCK	49.482	277	AVERRE	26.033	17	173	DRAPER	1:15.873	1:15.873	0.000
18	71	JENKINS	49.541	168	SUGDEN	26.184	18	258	FRIEND	1:15.874	1:15.874	0.000
19	35	CRESSWELL	49.666	56	TUCKER	26.325	19	35	CRESSWELL	1:16.033	1:16.376	0.343
20	168	SUGDEN	49.954	35	CRESSWELL	26.367	20	71	JENKINS	1:16.057	1:16.545	0.488
21	173	DRAPER	50.000	143	PALMER	26.376	21	168	SUGDEN	1:16.138	1:16.138	0.000
22	24	SMITH	50.069	46	GATES	26.445	22	17	BAKER	1:16.172	1:16.466	0.294
23	17	BAKER	50.218	258	FRIEND	26.497	23	24	SMITH	1:16.645	1:16.645	0.000
24	8	COUGHLAN	50.370	71	JENKINS	26.516	24	555	CHRISTOS	1:17.165	1:17.621	0.456
25	83	SIGGS	50.551	555	CHRISTOS	26.540	25	8	COUGHLAN	1:17.171	1:17.859	0.688
26	555	CHRISTOS	50.625	24	SMITH	26.576	26	83	SIGGS	1:17.337	1:17.337	0.000
27	96	TOUCEDA	50.835	13	PENNINGTON	26.781	27	46	GATES	1:17.607	1:17.738	0.131
28	46	GATES	51.162	83	SIGGS	26.786	28	96	TOUCEDA	1:17.874	1:18.326	0.452
29	75	MARLEY	51.541	8	COUGHLAN	26.801	29	143	PALMER	1:18.297	1:18.297	0.000
30	13	PENNINGTON	51.627	96	TOUCEDA	27.039	30	13	PENNINGTON	1:18.408	1:18.663	0.255
31	143	PALMER	51.921	75	MARLEY	27.290	31	75	MARLEY	1:18.831	1:19.036	0.205
32	611	DRAKE	51.967	100	FEARN	27.392	32	611	DRAKE	1:19.372	1:19.372	0.000
33	45	SMITH	52.461	611	DRAKE	27.405	33	100	FEARN	1:20.348	1:20.506	0.158
34	100	FEARN	52.956	707	OKEEFFE	27.773	34	45	SMITH	1:20.495	1:20.658	0.163
35	707	OKEEFFE	53.267	421	TINSLEY	27.962	35	707	OKEEFFE	1:21.040	1:21.665	0.625
36	90	NESTER	53.370	45	SMITH	28.034	36	18	WILLSHER	1:21.604	1:21.656	0.052
37	18	WILLSHER	53.386	18	WILLSHER	28.218	37	90	NESTER	1:22.592	1:22.722	0.130
38	841	YOUNG	53.722	57	MILLS	28.454	38	421	TINSLEY	1:22.669	1:22.669	0.000
39	421	TINSLEY	54.707	128	CLARKE	28.663	39	841	YOUNG	1:22.904	1:23.450	0.546
40	128	CLARKE	55.842	801	MARSHALL	28.686	40	128	CLARKE	1:24.505	1:24.824	0.319
41	801	MARSHALL	57.116	841	YOUNG	29.182	41	801	MARSHALL	1:25.802	1:26.042	0.240
42	711	WRIGHT	58.063	90	NESTER	29.222	42	711	WRIGHT	1:28.448	1:29.156	0.708
43				711	WRIGHT	30.385	43	57	MILLS			

Weather / Track : Bright / Dry

Results can be found at www.tsl-timing.com

Donington Park National
Circuit Length = 1.9790 miles
Start: 11:36 Flag 11:48 End: 11:50

Printed - 11:52 Saturday, 18 May 2019

BMCRC - MRO Championships 2019 - Rnd 4 @ Donington Park

Team Respro MRO 600 & Rookie 600s

QUALIFYING - CLASSIFICATION

POS	NO	CL	PIC NAME	ENTRY	TIME	ON	LAPS	GAP	DIFF	MPH
1	861		1 David SHOUBRIDGE	Kawasaki - Old Garage Legends	1:12.914	11	11			97.71
2	86		2 Jamie KELMAN	Triumph - Phased Out Racing	1:14.004	8	10	1.090	1.090	96.27
3	84		3 Ben WOTTON	Triumph - JAMES JACKSON RACING (JJR) TRIUMPH	1:14.341	9	11	1.427	0.337	95.83
4	82		4 Andrew SMITH	Kawasaki - MSS Performance / Addition Steel	1:14.511	9	11	1.597	0.170	95.61
5	56		5 Michael MILLS	Yamaha - A51 Racing	1:14.787	9	10	1.873	0.276	95.26
6	912	C	1 Michael WHITE	Yamaha - Race Lab Suspension	1:15.068	6	12	2.154	0.281	94.90
7	95		6 Grant ROBERTSON	Kawasaki -	1:15.512	9	10	2.598	0.444	94.35
8	188	C	2 Dawid KRAWIECKI	Yamaha - Code Blue LTD & D A East Electrical	1:16.683	8	10	3.769	1.171	92.91
9	29	C	3 Charlie STONE	Kawasaki - Loveday autos	1:16.791	11	11	3.877	0.108	92.77
10	12	600	1 Cedric BLOCH	Kawasaki - Brigit's Group & SDC Performance	1:16.951	7	9	4.037	0.160	92.58
11	88	C	4 Michael STANLEY	Triumph -	1:17.366	7	9	4.452	0.415	92.09
12	23		7 Austin WREN	Triumph - Factory Finish	1:17.402	10	11	4.488	0.036	92.04
13	21	C	5 Nick WHITCHER	Yamaha -	1:17.404	9	10	4.490	0.002	92.04
14	39		8 Luke O HIGGINS	Triumph -	1:17.489	9	9	4.575	0.085	91.94
15	881		9 David CARSON	Kawasaki - www.TwoDavesRacing.com	1:17.491	8	10	4.577	0.002	91.94
16	52	600	2 Elliot FRICKER	Honda -	1:18.055	9	11	5.141	0.564	91.27
17	661	C	6 Cameron HARRIS	Yamaha - HARRIS PERFORMANCE	1:18.073	11	12	5.159	0.018	91.25
18	16	600	3 Tom VAUGHAN	Yamaha -	1:18.746	5	10	5.832	0.673	90.47
19	81	C	7 Liam DUFFETT	Triumph -	1:19.131	5	6	6.217	0.385	90.03
20	818	C	8 Alex BARKER	Yamaha - Barker Woodrow Architects	1:20.122	6	6	7.208	0.991	88.92
21	75	C	9 Paul MARLEY	Kawasaki -	1:20.380	11	11	7.466	0.258	88.63
22	119	600	4 Christopher SMITH	Yamaha -	1:20.429	8	8	7.515	0.049	88.58
23	104	600	5 Alex ROBINSON (R)	Honda - Boa	1:20.573	10	11	7.659	0.144	88.42
24	675		10 Samuel SMYTH	Triumph -	1:20.820	4	5	7.906	0.247	88.15
25	193	600	6 Jackson LANGLEY	Triumph - J J Racing	1:20.868	4	5	7.954	0.048	88.10
26	41	C	10 Ian RAE	Triumph - Richie ramsay golf.com	1:21.997	9	11	9.083	1.129	86.88
27	60		11 Eddie CROKER	Kawasaki -	1:22.084	3	8	9.170	0.087	86.79
28	77	600	7 Nathan LEGGETT	Yamaha -	1:23.221	10	10	10.307	1.137	85.61
29	8	C	11 Dave SAUNDERS	Honda -	1:23.249	10	10	10.335	0.028	85.58
30	186	600	8 Stephen WILKINSON	Honda -	1:26.378	4	4	13.464	3.129	82.48
31	187	600	9 David TREVEIL (R)	Yamaha -	1:26.389	6	6	13.475	0.011	82.47
32	103	600	10 Tim BANWELL (R)	Yamaha -	1:26.478	7	7	13.564	0.089	82.38
33	624	600	11 Matthew FEDRICK (R)	Yamaha - Matthew Fedrick farriers ltd	1:27.045	9	9	14.131	0.567	81.85
34	61	600	12 Adam SYMONDS	Yamaha -	1:27.101	4	10	14.187	0.056	81.79
35	44	600	13 James ROBINSON (R)	Honda - CurrentElec	1:27.370	10	11	14.456	0.269	81.54
36	27		12 Nicole LYNCH	Yamaha - Medlar Racing	1:27.807	8	9	14.893	0.437	81.13
37	93	C	12 Jack GRISTWOOD	Suzuki -	1:27.951	7	9	15.037	0.144	81.00
38	96	C	13 Bradley ROBINSON	Kawasaki -	1:29.102	5	6	16.188	1.151	79.96
39	170*	600	14 Paul MILLS	Yamaha -	1:29.137	4	9	16.223	0.035	79.92
40	606	600	15 Jake ANDERTON (R)	Honda - CurrentElec Limited	1:30.127	3	10	17.213	0.990	79.05
41	124	600	16 Sylvie BOTQUELEN	Suzuki -	1:35.496	5	5	22.582	5.369	74.60
42	903	600	17 Jeremy BONSOR	Kawasaki - Orbro Landscapes	1:39.276	4	9	26.362	3.780	71.76
43	526	600	18 Michael ARMANI	Honda -	1:42.063	4	7	29.149	2.787	69.80
44	420	600	19 Teresa FRITH	Kawasaki -	1:43.348	5	9	30.434	1.285	68.93

Donington Park National
 Circuit Length = 1.9790 miles
 Start: 14:03 Flag 14:20 End: 14:22

Weather / Track : Cloudy / Dry

These results are provisional until the conclusion of any judicial and technical matters.

Clerk Of Course :	Timekeeper :
-------------------	--------------

Results can be found at www.tsl-timing.com

Printed - 14:24 Saturday, 18 May 2019



BMCRC - MRO Championships 2019 - Rnd 4 @ Donington Park

Team Respro MRO 600 & Rookie 600s

QUALIFYING - SECTOR ANALYSIS



SECTOR 1 = FL to I1, SECTOR 2 = I1 to FL, DIFF = Difference To Personal Best Lap, P = Crossed Finish Line in Pit Lane, D = Time Disallowed

P1 861		David SHOUBRIDGE		Kawasaki - Old Garage Legends		
IDEAL LAP TIME : 1:12.914		BEST LAP TIME : 1:12.914		DIFFERENCE : 0.000		
LAP	SECTOR 1	SECTOR 2	LAP TIME	MPH	DIFF	TIME OF DAY
1 -						14:03:35.308
2 -	50.300	26.586	1:16.886	92.66	3.972	14:04:52.194
3 -	48.137	26.170	1:14.307	95.88	1.393	14:06:06.501
4 -	48.420	26.973	1:15.393	94.50	2.479	14:07:21.894
5 -	49.001	26.450	1:15.451	94.42	2.537	14:08:37.345
6 -	47.546	26.143	1:13.689 (3)	96.68	0.775	14:09:51.034
7 -	49.682	28.067	1:17.749	91.63	4.835	14:11:08.783
8 -	1:30.057	26.374	6:02.342	19.66	4:49.428	14:17:11.125
9 -	47.333	25.843	1:13.176 (2)	97.36	0.262	14:18:24.301
10 -	48.575	27.890	1:16.465	93.17	3.551	14:19:40.766
11 -	47.170	25.744	1:12.914 (1)	97.71		14:20:53.680

P2 86		Jamie KELMAN		Triumph - Phased Out Racing		
IDEAL LAP TIME : 1:13.808		BEST LAP TIME : 1:14.004		DIFFERENCE : 0.196		
LAP	SECTOR 1	SECTOR 2	LAP TIME	MPH	DIFF	TIME OF DAY
1 -						14:04:23.141
2 -	52.564	26.765	1:19.329	89.81	5.325	14:05:42.470
3 -	50.131	26.985	1:17.116	92.38	3.112	14:06:59.586
4 -	47.902	27.810	1:15.712	94.10	1.708	14:08:15.298
5 -	49.058	25.995	1:15.053 (3)	94.92	1.049	14:09:30.351
6 -	48.461	27.301	1:15.762	94.03	1.758	14:10:46.113
7 -	OUTLAP	27.214	7:27.786	15.91	6:13.782	14:18:13.899
8 -	48.098	25.906	1:14.004 (1)	96.27		14:19:27.903
9 -	50.065	27.914	1:17.979	91.36	3.975	14:20:45.882
10 -	48.511	26.117	1:14.628 (2)	95.46	0.624	14:22:00.510

P3 84		Ben WOTTON		Triumph - JAMES JACKSON RACING (JJR) TRIUMPH		
IDEAL LAP TIME : 1:13.700		BEST LAP TIME : 1:14.341		DIFFERENCE : 0.641		
LAP	SECTOR 1	SECTOR 2	LAP TIME	MPH	DIFF	TIME OF DAY
1 -						14:03:44.415
2 -	52.805	26.432	1:19.237	89.91	4.896	14:05:03.652
3 -	50.626	27.145	1:17.771	91.61	3.430	14:06:21.423
4 -	49.742	26.596	1:16.338	93.33	1.997	14:07:37.761
5 -	49.900	25.891	1:15.791 (3)	94.00	1.450	14:08:53.552
6 -	47.809	26.542	1:14.351 (2)	95.82	0.010	14:10:07.903
7 -	50.688	27.835	1:18.523	90.73	4.182	14:11:26.426
8 -	54.011	26.704	5:45.660	20.61	4:31.319	14:17:12.086
9 -	48.348	25.993	1:14.341 (1)	95.83		14:18:26.427
10 -	48.790	27.734	1:16.524	93.10	2.183	14:19:42.951
11 -	50.962	26.353	1:17.315	92.15	2.974	14:21:00.266

P4 82		Andrew SMITH		Kawasaki - MSS Performance / Addition Steel		
IDEAL LAP TIME : 1:14.217		BEST LAP TIME : 1:14.511		DIFFERENCE : 0.294		
LAP	SECTOR 1	SECTOR 2	LAP TIME	MPH	DIFF	TIME OF DAY
1 -						14:03:35.782
2 -	53.041	27.160	1:20.201	88.83	5.690	14:04:55.983
3 -	50.360	27.857	1:18.217	91.08	3.706	14:06:14.200
4 -	49.296	26.229	1:15.525	94.33	1.014	14:07:29.725
5 -	50.472	26.647	1:17.119	92.38	2.608	14:08:46.844
6 -	50.878	26.269	1:17.147	92.35	2.636	14:10:03.991
7 -	51.633	27.416	1:19.049	90.12	4.538	14:11:23.040
8 -	3:39.995	26.437	5:48.515	20.44	4:34.004	14:17:11.555
9 -	48.587	25.924	1:14.511 (1)	95.61		14:18:26.066
10 -	48.826	26.630	1:15.456 (3)	94.42	0.945	14:19:41.522
11 -	48.293	27.156	1:15.449 (2)	94.42	0.938	14:20:56.971

Weather / Track : Cloudy / Dry

Donington Park National
Circuit Length = 1.9790 miles
Start: 14:03 Flag 14:20 End: 14:22

BMCRC - MRO Championships 2019 - Rnd 4 @ Donington Park

Team Respro MRO 600 & Rookie 600s

QUALIFYING - SECTOR ANALYSIS



SECTOR 1 = FL to I1, SECTOR 2 = I1 to FL, DIFF = Difference To Personal Best Lap, P = Crossed Finish Line in Pit Lane, D = Time Disallowed

P5 56		Michael MILLS		Yamaha - A51 Racing			
IDEAL LAP TIME : 1:14.581		BEST LAP TIME : 1:14.787		DIFFERENCE : 0.206			
LAP	SECTOR 1	SECTOR 2	LAP TIME	MPH	DIFF	TIME OF DAY	
1 -						14:04:10.455	
2 -	51.656	27.624	1:19.280	89.86	4.493	14:05:29.735	
3 -	51.750	26.736	1:18.486	90.77	3.699	14:06:48.221	
4 -	51.525	28.223	1:19.748	89.33	4.961	14:08:07.969	
5 -	49.712	26.577	1:16.289 (3)	93.39	1.502	14:09:24.258	
6 -	49.829	26.752	1:16.581	93.03	1.794	14:10:40.839	
7 -	OUTLAP	26.805	6:54.444	17.19	5:39.657	14:17:35.283	
8 -	48.947	25.923	1:14.870 (2)	95.16	0.083	14:18:50.153	
9 -	48.658	26.129	1:14.787 (1)	95.26		14:20:04.940	
10 -	50.433	26.053	1:16.486	93.14	1.699	14:21:21.426	

P6 912 C		Michael WHITE		Yamaha - Race Lab Suspension			
IDEAL LAP TIME : 1:15.068		BEST LAP TIME : 1:15.068		DIFFERENCE : 0.000			
LAP	SECTOR 1	SECTOR 2	LAP TIME	MPH	DIFF	TIME OF DAY	
1 -						14:03:42.768	
2 -	52.495	27.060	1:19.555	89.55	4.487	14:05:02.323	
3 -	51.173	26.892	1:18.065	91.26	2.997	14:06:20.388	
4 -	50.071	26.611	1:16.682	92.91	1.614	14:07:37.070	
5 -	50.031	26.748	1:16.779	92.79	1.711	14:08:53.849	
6 -	48.462	26.606	1:15.068 (1)	94.90		14:10:08.917	
7 -	51.016	28.429	1:19.445	89.68	4.377	14:11:28.362	
8 -	1:06.131	3:17.806	4:23.937	26.99	3:08.869	14:15:52.299	
9 -	54.054	26.870	1:20.924	88.04	5.856	14:17:13.223	
10 -	49.827	31.935	1:21.762	87.13	6.694	14:18:34.985	
11 -	48.828	27.256	1:16.084 (2)	93.64	1.016	14:19:51.069	
12 -	49.853	26.755	1:16.608 (3)	93.00	1.540	14:21:07.677	

P7 95		Grant ROBERTSON		Kawasaki -			
IDEAL LAP TIME : 1:15.512		BEST LAP TIME : 1:15.512		DIFFERENCE : 0.000			
LAP	SECTOR 1	SECTOR 2	LAP TIME	MPH	DIFF	TIME OF DAY	
1 -						14:03:52.296	
2 -	55.861	28.164	1:24.025	84.79	8.513	14:05:16.321	
3 -	51.579	27.170	1:18.749	90.47	3.237	14:06:35.070	
4 -	51.041	26.728	1:17.769	91.61	2.257	14:07:52.839	
5 -	50.614	27.189	1:17.803	91.57	2.291	14:09:10.642	
6 -	50.609	26.632	1:17.241 (2)	92.23	1.729	14:10:27.883	
7 -	OUTLAP	27.413	7:03.357	16.82	5:47.845	14:17:31.240	
8 -	50.988	26.627	1:17.615 (3)	91.79	2.103	14:18:48.855	
9 -	49.269	26.243	1:15.512 (1)	94.35		14:20:04.367	
10 -	51.730	27.510	1:19.240	89.91	3.728	14:21:23.607	

P8 188 C		Dawid KRAWIECKI		Yamaha - Code Blue LTD & D A East Electrical			
IDEAL LAP TIME : 1:16.672		BEST LAP TIME : 1:16.683		DIFFERENCE : 0.011			
LAP	SECTOR 1	SECTOR 2	LAP TIME	MPH	DIFF	TIME OF DAY	
1 -						14:04:10.836	
2 -	51.785	27.759	1:19.544	89.56	2.861	14:05:30.380	
3 -	51.965	26.928	1:18.893	90.30	2.210	14:06:49.273	
4 -	51.460	27.866	1:19.326	89.81	2.643	14:08:08.599	
5 -	49.829	27.986	1:17.815 (3)	91.55	1.132	14:09:26.414	
6 -	51.030	28.371	1:19.401	89.72	2.718	14:10:45.815	
7 -	55.517	27.072	6:27.272	18.39	5:10.589	14:17:13.087	
8 -	49.744	26.939	1:16.683 (1)	92.91		14:18:29.770	
9 -	50.387	28.491	1:18.878	90.32	2.195	14:19:48.648	
10 -	50.360	26.954	1:17.314 (2)	92.15	0.631	14:21:05.962	

Weather / Track : Cloudy / Dry

Donington Park National
Circuit Length = 1.9790 miles
Start: 14:03 Flag 14:20 End: 14:22

BMCRC - MRO Championships 2019 - Rnd 4 @ Donington Park

Team Respro MRO 600 & Rookie 600s

QUALIFYING - SECTOR ANALYSIS



SECTOR 1 = FL to I1, SECTOR 2 = I1 to FL, DIFF = Difference To Personal Best Lap, P = Crossed Finish Line in Pit Lane, D = Time Disallowed

P9 29 C Charlie STONE			Kawasaki - Loveday autos			
IDEAL LAP TIME : 1:16.666		BEST LAP TIME : 1:16.791		DIFFERENCE : 0.125		
LAP	SECTOR 1	SECTOR 2	LAP TIME	MPH	DIFF	TIME OF DAY
1 -						14:04:31.591
2 -	53.919	27.695	1:21.614	87.29	4.823	14:05:53.205
3 -	52.257	29.105	1:21.362	87.56	4.571	14:07:14.567
4 -	51.622	27.386	1:19.008	90.17	2.217	14:08:33.575
5 -	50.787	27.401	1:18.188	91.12	1.397	14:09:51.763
6 -	52.205	27.077	1:19.282	89.86	2.491	14:11:11.045
7 -	1:03.847	3:37.666	4:41.513	25.30	3:24.722	14:15:52.558
8 -	55.702	26.860	1:22.562	86.29	5.771	14:17:15.120
9 -	49.976	26.852	1:16.828 (2)	92.73	0.037	14:18:31.948
10 -	49.953	27.574	1:17.527 (3)	91.89	0.736	14:19:49.475
11 -	49.814	26.977	1:16.791 (1)	92.77		14:21:06.266

P10 12 600 Cedric BLOCH			Kawasaki - Brigit's Group & SDC Performance			
IDEAL LAP TIME : 1:16.813		BEST LAP TIME : 1:16.951		DIFFERENCE : 0.138		
LAP	SECTOR 1	SECTOR 2	LAP TIME	MPH	DIFF	TIME OF DAY
1 -		IN PIT			P	14:05:13.640
2 -	OUTLAP	28.227	1:36.907	73.52	19.956	14:06:50.547
3 -	50.860	27.913	1:18.773 (3)	90.44	1.822	14:08:09.320
4 -	50.730	28.080	1:18.810	90.40	1.859	14:09:28.130
5 -	50.821	29.066	1:19.887	89.18	2.936	14:10:48.017
6 -	2:51.984	27.680	6:25.504	18.48	5:08.553	14:17:13.521
7 -	50.239	26.712	1:16.951 (1)	92.58		14:18:30.472
8 -	51.280	28.492	1:19.772	89.31	2.821	14:19:50.244
9 -	50.101	27.101	1:17.202 (2)	92.28	0.251	14:21:07.446

P11 88 C Michael STANLEY			Triumph -			
IDEAL LAP TIME : 1:17.366		BEST LAP TIME : 1:17.366		DIFFERENCE : 0.000		
LAP	SECTOR 1	SECTOR 2	LAP TIME	MPH	DIFF	TIME OF DAY
1 -		IN PIT			P	14:05:27.656
2 -	OUTLAP	29.065	1:40.180	71.11	22.814	14:07:07.836
3 -	54.610	28.671	1:23.281	85.54	5.915	14:08:31.117
4 -	51.800	28.410	1:20.210	88.82	2.844	14:09:51.327
5 -	53.110	27.416	1:20.526	88.47	3.160	14:11:11.853
6 -	55.689	27.307	6:02.541	19.65	4:45.175	14:17:14.394
7 -	50.193	27.173	1:17.366 (1)	92.09		14:18:31.760
8 -	50.826	28.763	1:19.589 (3)	89.51	2.223	14:19:51.349
9 -	51.309	27.547	1:18.856 (2)	90.35	1.490	14:21:10.205

P12 23 Austin WREN			Triumph - Factory Finish			
IDEAL LAP TIME : 1:17.402		BEST LAP TIME : 1:17.402		DIFFERENCE : 0.000		
LAP	SECTOR 1	SECTOR 2	LAP TIME	MPH	DIFF	TIME OF DAY
1 -						14:04:03.124
2 -	55.825	28.335	1:24.160	84.65	6.758	14:05:27.284
3 -	52.785	27.367	1:20.152	88.88	2.750	14:06:47.436
4 -	52.294	28.764	1:21.058	87.89	3.656	14:08:08.494
5 -	51.280	28.177	1:19.457	89.66	2.055	14:09:27.951
6 -	50.840	28.039	1:18.879	90.32	1.477	14:10:46.830
7 -	52.309	4:17.078	5:09.387	23.02	3:51.985	14:15:56.217
8 -	58.623	27.612	1:26.235	82.61	8.833	14:17:22.452
9 -	51.580	27.182	1:18.762 (3)	90.45	1.360	14:18:41.214
10 -	50.416	26.986	1:17.402 (1)	92.04		14:19:58.616
11 -	51.440	27.077	1:18.517 (2)	90.74	1.115	14:21:17.133

P13 21 C Nick WHITCHER			Yamaha -			
IDEAL LAP TIME : 1:17.404		BEST LAP TIME : 1:17.404		DIFFERENCE : 0.000		
LAP	SECTOR 1	SECTOR 2	LAP TIME	MPH	DIFF	TIME OF DAY

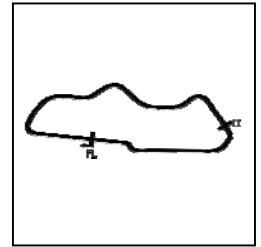
Weather / Track : Cloudy / Dry

Donington Park National
Circuit Length = 1.9790 miles
Start: 14:03 Flag 14:20 End: 14:22

BMCRC - MRO Championships 2019 - Rnd 4 @ Donington Park

Team Respro MRO 600 & Rookie 600s

QUALIFYING - SECTOR ANALYSIS



SECTOR 1 = FL to I1, SECTOR 2 = I1 to FL, DIFF = Difference To Personal Best Lap, P = Crossed Finish Line in Pit Lane, D = Time Disallowed

1 -							14:03:37.660
2 -	54.220	27.854	1:22.074	86.80	4.670		14:04:59.734
3 -	53.638	27.296	1:20.934	88.03	3.530		14:06:20.668
4 -	52.737	27.080	1:19.817	89.26	2.413		14:07:40.485
5 -	51.920	28.330	1:20.250	88.78	2.846		14:09:00.735
6 -	51.318	27.062	1:18.380 (2)	90.89	0.976		14:10:19.115
7 -	OUTLAP	30.900	7:10.938	16.53	5:53.534		14:17:30.053
8 -	51.497	27.725	1:19.222	89.93	1.818		14:18:49.275
9 -	50.469	26.935	1:17.404 (1)	92.04			14:20:06.679
10 -	51.251	27.238	1:18.489 (3)	90.77	1.085		14:21:25.168

P14 39		Luke O HIGGINS		Triumph -			
IDEAL LAP TIME : 1:17.489		BEST LAP TIME : 1:17.489		DIFFERENCE : 0.000			
LAP	SECTOR 1	SECTOR 2	LAP TIME	MPH	DIFF	TIME OF DAY	
1 -		IN PIT					P 14:04:48.192
2 -	OUTLAP	29.089	1:39.888	71.32	22.399		14:06:28.080
3 -	52.615	27.745	1:20.360	88.65	2.871		14:07:48.440
4 -	52.990	27.926	1:20.916	88.04	3.427		14:09:09.356
5 -	52.041	27.320	1:19.361 (2)	89.77	1.872		14:10:28.717
6 -	OUTLAP	27.538	7:38.306	15.54	6:20.817		14:18:07.023
7 -	51.727	27.702	1:19.429 (3)	89.69	1.940		14:19:26.452
8 -	51.515	27.936	1:19.451	89.67	1.962		14:20:45.903
9 -	50.818	26.671	1:17.489 (1)	91.94			14:22:03.392

P15 881		David CARSON		Kawasaki - www.TwoDavesRacing.com			
IDEAL LAP TIME : 1:17.491		BEST LAP TIME : 1:17.491		DIFFERENCE : 0.000			
LAP	SECTOR 1	SECTOR 2	LAP TIME	MPH	DIFF	TIME OF DAY	
1 -		IN PIT					P 14:05:09.134
2 -	OUTLAP	29.766	1:50.739	64.33	33.248		14:06:59.873
3 -	53.903	28.170	1:22.073	86.80	4.582		14:08:21.946
4 -	52.258	27.449	1:19.707	89.38	2.216		14:09:41.653
5 -	51.690	27.626	1:19.316 (3)	89.82	1.825		14:11:00.969
6 -	58.828	3:56.759	4:55.587	24.10	3:38.096		14:15:56.556
7 -	1:02.233	28.020	1:30.253	78.94	12.762		14:17:26.809
8 -	50.288	27.203	1:17.491 (1)	91.94			14:18:44.300
9 -	51.171	27.863	1:19.034 (2)	90.14	1.543		14:20:03.334
10 -	51.771	27.655	1:19.426	89.70	1.935		14:21:22.760

P16 52 600		Elliot FRICKER		Honda -			
IDEAL LAP TIME : 1:18.055		BEST LAP TIME : 1:18.055		DIFFERENCE : 0.000			
LAP	SECTOR 1	SECTOR 2	LAP TIME	MPH	DIFF	TIME OF DAY	
1 -							14:03:57.922
2 -	56.760	28.712	1:25.472	83.35	7.417		14:05:23.394
3 -	53.060	28.041	1:21.101	87.84	3.046		14:06:44.495
4 -	52.602	28.301	1:20.903	88.06	2.848		14:08:05.398
5 -	52.601	27.762	1:20.363 (3)	88.65	2.308		14:09:25.761
6 -	51.699	28.970	1:20.669	88.31	2.614		14:10:46.430
7 -	52.059	4:15.398	5:07.457	23.17	3:49.402		14:15:53.887
8 -	59.675	27.911	1:27.586	81.34	9.531		14:17:21.473
9 -	50.619	27.436	1:18.055 (1)	91.27			14:18:39.528
10 -	51.259	27.496	1:18.755 (2)	90.46	0.700		14:19:58.283
11 -	52.840	28.265	1:21.105	87.84	3.050		14:21:19.388

P17 661 C		Cameron HARRIS		Yamaha - HARRIS PERFORMANCE			
IDEAL LAP TIME : 1:17.798		BEST LAP TIME : 1:18.073		DIFFERENCE : 0.275			
LAP	SECTOR 1	SECTOR 2	LAP TIME	MPH	DIFF	TIME OF DAY	
1 -							14:03:36.773
2 -	53.699	27.990	1:21.689	87.21	3.616		14:04:58.462
3 -	51.892	27.485	1:19.377	89.75	1.304		14:06:17.839
4 -	52.109	27.521	1:19.630	89.47	1.557		14:07:37.469

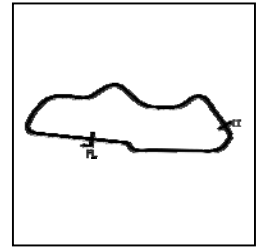
Weather / Track : Cloudy / Dry

Donington Park National
Circuit Length = 1.9790 miles
Start: 14:03 Flag 14:20 End: 14:22

BMCRC - MRO Championships 2019 - Rnd 4 @ Donington Park

Team Respro MRO 600 & Rookie 600s

QUALIFYING - SECTOR ANALYSIS



SECTOR 1 = FL to I1, SECTOR 2 = I1 to FL, DIFF = Difference To Personal Best Lap, P = Crossed Finish Line in Pit Lane, D = Time Disallowed

5 -	51.722	27.009	1:18.731 (3)	90.49	0.658	14:08:56.200
6 -	50.863	27.238	1:18.101 (2)	91.22	0.028	14:10:14.301
7 -	53.443	27.104	1:20.547	88.45	2.474	14:11:34.848
8 -	1:08.553	3:09.762	4:18.315	27.58	3:00.242	14:15:53.163
9 -	58.788	27.667	1:26.455	82.40	8.382	14:17:19.618
10 -	52.150	27.438	1:19.588	89.51	1.515	14:18:39.206
11 -	51.138	26.935	1:18.073 (1)	91.25		14:19:57.279
12 -	52.223	27.130	1:19.353	89.78	1.280	14:21:16.632

P18 16 600 Tom VAUGHAN			Yamaha -			
IDEAL LAP TIME : 1:18.746		BEST LAP TIME : 1:18.746		DIFFERENCE : 0.000		
LAP	SECTOR 1	SECTOR 2	LAP TIME	MPH	DIFF	TIME OF DAY
1 -						14:04:45.899
2 -	1:00.316	29.439	1:29.755	79.37	11.009	14:06:15.654
3 -	52.396	27.966	1:20.362	88.65	1.616	14:07:36.016
4 -	52.606	27.252	1:19.858	89.21	1.112	14:08:55.874
5 -	51.706	27.040	1:18.746 (1)	90.47		14:10:14.620
6 -	1:17.220	3:17.945	5:59.994	19.79	4:41.248	14:16:14.614
7 -	1:00.578	27.971	1:28.549	80.45	9.803	14:17:43.163
8 -	53.766	27.930	1:21.696	87.20	2.950	14:19:04.859
9 -	51.923	27.285	1:19.208 (2)	89.94	0.462	14:20:24.067
10 -	52.272	27.290	1:19.562 (3)	89.54	0.816	14:21:43.629

P19 81 C Liam DUFFETT			Triumph -			
IDEAL LAP TIME : 1:18.734		BEST LAP TIME : 1:19.131		DIFFERENCE : 0.397		
LAP	SECTOR 1	SECTOR 2	LAP TIME	MPH	DIFF	TIME OF DAY
1 -						14:03:39.466
2 -	55.038	27.906	1:22.944	85.89	3.813	14:05:02.410
3 -	53.379	28.254	1:21.633	87.27	2.502	14:06:24.043
4 -	52.425	27.441	1:19.866 (3)	89.20	0.735	14:07:43.909
5 -	51.293	27.838	1:19.131 (1)	90.03		14:09:03.040
6 -	51.577	28.179	1:19.756 (2)	89.33	0.625	14:10:22.796

P20 818 C Alex BARKER			Yamaha - Barker Woodrow Architects			
IDEAL LAP TIME : 1:18.722		BEST LAP TIME : 1:20.122		DIFFERENCE : 1.400		
LAP	SECTOR 1	SECTOR 2	LAP TIME	MPH	DIFF	TIME OF DAY
1 -						14:03:42.872
2 -	58.006	29.193	1:27.199	81.70	7.077	14:05:10.071
3 -	52.868	27.931	1:20.799 (2)	88.17	0.677	14:06:30.870
4 -	53.306	27.684	1:20.990	87.96	0.868	14:07:51.860
5 -	53.419	27.436	1:20.855 (3)	88.11	0.733	14:09:12.715
6 -	52.945	27.177	1:20.122 (1)	88.92		14:10:32.837

P21 75 C Paul MARLEY			Kawasaki -			
IDEAL LAP TIME : 1:20.070		BEST LAP TIME : 1:20.380		DIFFERENCE : 0.310		
LAP	SECTOR 1	SECTOR 2	LAP TIME	MPH	DIFF	TIME OF DAY
1 -						14:03:43.951
2 -	57.799	28.903	1:26.702	82.17	6.322	14:05:10.653
3 -	52.901	28.022	1:20.923 (2)	88.04	0.543	14:06:31.576
4 -	53.056	27.965	1:21.021	87.93	0.641	14:07:52.597
5 -	53.087	27.844	1:20.931 (3)	88.03	0.551	14:09:13.528
6 -	54.087	27.756	1:21.843	87.05	1.463	14:10:35.371
7 -	54.297	4:25.325	5:19.622	22.29	3:59.242	14:15:54.993
8 -	59.565	28.542	1:28.107	80.86	7.727	14:17:23.100
9 -	52.733	42.668	1:35.401	74.68	15.021	14:18:58.501
10 -	53.729	28.091	1:21.820	87.07	1.440	14:20:20.321
11 -	52.314	28.066	1:20.380 (1)	88.63		14:21:40.701

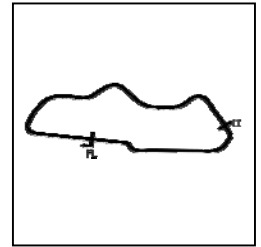
Weather / Track : Cloudy / Dry

Donington Park National
Circuit Length = 1.9790 miles
Start: 14:03 Flag 14:20 End: 14:22

BMCRC - MRO Championships 2019 - Rnd 4 @ Donington Park

Team Respro MRO 600 & Rookie 600s

QUALIFYING - SECTOR ANALYSIS



SECTOR 1 = FL to I1, SECTOR 2 = I1 to FL, DIFF = Difference To Personal Best Lap, P = Crossed Finish Line in Pit Lane, D = Time Disallowed

P22 119 600 Christopher SMITH			Yamaha -			
IDEAL LAP TIME : 1:20.429		BEST LAP TIME : 1:20.429		DIFFERENCE : 0.000		
LAP	SECTOR 1	SECTOR 2	LAP TIME	MPH	DIFF	TIME OF DAY
1 -						14:04:48.887
2 -	58.447	29.862	1:28.309	80.67	7.880	14:06:17.196
3 -	53.346	28.511	1:21.857 (3)	87.03	1.428	14:07:39.053
4 -	53.112	29.303	1:22.415	86.44	1.986	14:09:01.468
5 -	52.626	28.132	1:20.758 (2)	88.22	0.329	14:10:22.226
6 -		IN PIT	7:48.304 P	15.21	6:27.875	14:18:10.530
7 -	OUTLAP	30.313	1:41.526	70.17	21.097	14:19:52.056
8 -	52.343	28.086	1:20.429 (1)	88.58		14:21:12.485

P23 104 600 Alex ROBINSON (R)			Honda - Boa			
IDEAL LAP TIME : 1:20.419		BEST LAP TIME : 1:20.573		DIFFERENCE : 0.154		
LAP	SECTOR 1	SECTOR 2	LAP TIME	MPH	DIFF	TIME OF DAY
1 -						14:03:45.930
2 -	1:00.804	29.298	1:30.102	79.07	9.529	14:05:16.032
3 -	55.490	29.014	1:24.504	84.31	3.931	14:06:40.536
4 -	54.233	38.034	1:32.267	77.21	11.694	14:08:12.803
5 -	53.953	28.316	1:22.269	86.60	1.696	14:09:35.072
6 -	53.180	30.293	1:23.473	85.35	2.900	14:10:58.545
7 -	55.228	3:58.838	4:54.066	24.22	3:33.493	14:15:52.611
8 -	58.493	28.624	1:27.117	81.78	6.544	14:17:19.728
9 -	53.516	28.474	1:21.990 (3)	86.89	1.417	14:18:41.718
10 -	52.667	27.906	1:20.573 (1)	88.42		14:20:02.291
11 -	53.579	27.752	1:21.331 (2)	87.60	0.758	14:21:23.622

P24 675 Samuel SMYTH			Triumph -			
IDEAL LAP TIME : 1:20.820		BEST LAP TIME : 1:20.820		DIFFERENCE : 0.000		
LAP	SECTOR 1	SECTOR 2	LAP TIME	MPH	DIFF	TIME OF DAY
1 -		IN PIT				14:05:40.045
2 -	OUTLAP	29.939	1:39.840	71.36	19.020	14:07:19.885
3 -	54.148	28.187	1:22.335 (2)	86.53	1.515	14:08:42.220
4 -	53.063	27.757	1:20.820 (1)	88.15		14:10:03.040
5 -	55.219	29.907	1:25.126 (3)	83.69	4.306	14:11:28.166

P25 193 600 Jackson LANGLEY			Triumph - J J Racing			
IDEAL LAP TIME : 1:20.530		BEST LAP TIME : 1:20.868		DIFFERENCE : 0.338		
LAP	SECTOR 1	SECTOR 2	LAP TIME	MPH	DIFF	TIME OF DAY
1 -						14:04:26.440
2 -	57.252	29.302	1:26.554	82.31	5.686	14:05:52.994
3 -	54.831	28.778	1:23.609 (3)	85.21	2.741	14:07:16.603
4 -	53.090	27.778	1:20.868 (1)	88.10		14:08:37.471
5 -	53.646	27.440	1:21.086 (2)	87.86	0.218	14:09:58.557

P26 41 C Ian RAE			Triumph - Richie ramsay golf.com			
IDEAL LAP TIME : 1:21.997		BEST LAP TIME : 1:21.997		DIFFERENCE : 0.000		
LAP	SECTOR 1	SECTOR 2	LAP TIME	MPH	DIFF	TIME OF DAY
1 -						14:04:03.017
2 -	58.783	30.892	1:29.675	79.44	7.678	14:05:32.692
3 -	1:00.071	30.501	1:30.572	78.66	8.575	14:07:03.264
4 -	58.313	29.475	1:27.788	81.15	5.791	14:08:31.052
5 -	54.226	28.901	1:23.127 (3)	85.70	1.130	14:09:54.179
6 -	56.360	29.536	1:25.896	82.94	3.899	14:11:20.075
7 -	1:01.335	3:52.929	4:54.264	24.21	3:32.267	14:16:14.339
8 -	1:02.056	29.703	1:31.759	77.64	9.762	14:17:46.098
9 -	53.266	28.731	1:21.997 (1)	86.88		14:19:08.095
10 -	54.319	29.045	1:23.364	85.46	1.367	14:20:31.459
11 -	53.940	28.782	1:22.722 (2)	86.12	0.725	14:21:54.181

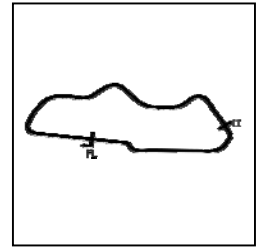
Weather / Track : Cloudy / Dry

Donington Park National
Circuit Length = 1.9790 miles
Start: 14:03 Flag 14:20 End: 14:22

BMCRC - MRO Championships 2019 - Rnd 4 @ Donington Park

Team Respro MRO 600 & Rookie 600s

QUALIFYING - SECTOR ANALYSIS



SECTOR 1 = FL to I1, SECTOR 2 = I1 to FL, DIFF = Difference To Personal Best Lap, P = Crossed Finish Line in Pit Lane, D = Time Disallowed

P27 60		Eddie CROKER		Kawasaki -			
IDEAL LAP TIME : 1:21.455		BEST LAP TIME : 1:22.084		DIFFERENCE : 0.629			
LAP	SECTOR 1	SECTOR 2	LAP TIME	MPH	DIFF	TIME OF DAY	
1 -						14:04:57.817	
2 -	58.039	30.263	1:28.302	80.68	6.218	14:06:26.119	
3 -	53.803	28.281	1:22.084 (1)	86.79		14:07:48.203	
4 -	54.427	27.993	1:22.420 (2)	86.44	0.336	14:09:10.623	
5 -	56.581	27.882	1:24.463 (3)	84.35	2.379	14:10:35.086	
6 -	53.573	4:23.087	5:16.660	22.49	3:54.576	14:15:51.746	
7 -	1:01.491	28.168	1:29.659	79.46	7.575	14:17:21.405	
8 -	53.870	IN PIT	2:00.873 P	58.94	38.789	14:19:22.278	

P28 77 600		Nathan LEGGETT		Yamaha -			
IDEAL LAP TIME : 1:23.083		BEST LAP TIME : 1:23.221		DIFFERENCE : 0.138			
LAP	SECTOR 1	SECTOR 2	LAP TIME	MPH	DIFF	TIME OF DAY	
1 -		IN PIT				14:05:12.111	
2 -	OUTLAP	30.368	1:50.644	64.39	27.423	14:07:02.755	
3 -	1:01.195	31.123	1:32.318	77.17	9.097	14:08:35.073	
4 -	56.365	29.279	1:25.644 (3)	83.18	2.423	14:10:00.717	
5 -	56.837	31.447	1:28.284	80.70	5.063	14:11:29.001	
6 -	1:12.805	3:33.671	4:46.476	24.86	3:23.255	14:16:15.477	
7 -	1:05.852	30.465	1:36.317	73.97	13.096	14:17:51.794	
8 -	54.775	31.118	1:25.893	82.94	2.672	14:19:17.687	
9 -	56.613	28.652	1:25.265 (2)	83.55	2.044	14:20:42.952	
10 -	54.431	28.790	1:23.221 (1)	85.61		14:22:06.173	

P29 8 C		Dave SAUNDERS		Honda -			
IDEAL LAP TIME : 1:23.011		BEST LAP TIME : 1:23.249		DIFFERENCE : 0.238			
LAP	SECTOR 1	SECTOR 2	LAP TIME	MPH	DIFF	TIME OF DAY	
1 -		IN PIT				14:05:20.044	
2 -	OUTLAP	30.285	1:48.625	65.58	25.376	14:07:08.669	
3 -	57.781	30.337	1:28.118	80.85	4.869	14:08:36.787	
4 -	55.195	29.150	1:24.345	84.47	1.096	14:10:01.132	
5 -	57.603	30.458	1:28.061	80.90	4.812	14:11:29.193	
6 -	1:11.671	3:33.009	4:44.680	25.02	3:21.431	14:16:13.873	
7 -	1:00.009	28.889	1:28.898	80.14	5.649	14:17:42.771	
8 -	55.143	28.875	1:24.018 (3)	84.79	0.769	14:19:06.789	
9 -	55.168	28.290	1:23.458 (2)	85.36	0.209	14:20:30.247	
10 -	54.721	28.528	1:23.249 (1)	85.58		14:21:53.496	

P30 186 600		Stephen WILKINSON		Honda -			
IDEAL LAP TIME : 1:25.792		BEST LAP TIME : 1:26.378		DIFFERENCE : 0.586			
LAP	SECTOR 1	SECTOR 2	LAP TIME	MPH	DIFF	TIME OF DAY	
1 -		IN PIT				14:05:36.016	
2 -	OUTLAP	31.135	1:44.287	68.31	17.909	14:07:20.303	
3 -	56.718	29.945	1:26.663 (2)	82.21	0.285	14:08:46.966	
4 -	55.847	30.531	1:26.378 (1)	82.48		14:10:13.344	

P31 187 600		David TREVEIL (R)		Yamaha -			
IDEAL LAP TIME : 1:25.662		BEST LAP TIME : 1:26.389		DIFFERENCE : 0.727			
LAP	SECTOR 1	SECTOR 2	LAP TIME	MPH	DIFF	TIME OF DAY	
1 -		IN PIT				14:05:34.653	
2 -	OUTLAP	31.744	1:47.845	66.06	21.456	14:07:22.498	
3 -	57.228	30.005	1:27.233 (3)	81.67	0.844	14:08:49.731	
4 -	56.621	30.265	1:26.886 (2)	81.99	0.497	14:10:16.617	
5 -	OUTLAP	30.858	9:14.791	12.84	7:48.402	14:19:31.408	
6 -	55.657	30.732	1:26.389 (1)	82.47		14:20:57.797	

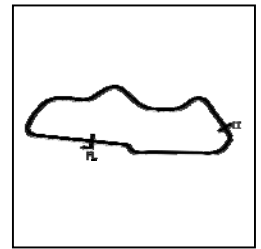
Weather / Track : Cloudy / Dry

Donington Park National
Circuit Length = 1.9790 miles
Start: 14:03 Flag 14:20 End: 14:22

BMCRC - MRO Championships 2019 - Rnd 4 @ Donington Park

Team Respro MRO 600 & Rookie 600s

QUALIFYING - SECTOR ANALYSIS



SECTOR 1 = FL to I1, SECTOR 2 = I1 to FL, DIFF = Difference To Personal Best Lap, P = Crossed Finish Line in Pit Lane, D = Time Disallowed

P32 103 600 Tim BANWELL (R)			Yamaha -			
IDEAL LAP TIME : 1:26.478		BEST LAP TIME : 1:26.478		DIFFERENCE : 0.000		
LAP	SECTOR 1	SECTOR 2	LAP TIME	MPH	DIFF	TIME OF DAY
1 -		IN PIT			P	14:05:26.568
2 -	OUTLAP	32.344	1:50.152	64.68	23.674	14:07:16.720
3 -	57.689	30.348	1:28.037	80.92	1.559	14:08:44.757
4 -	56.753	31.159	1:27.912 (3)	81.04	1.434	14:10:12.669
5 -	OUTLAP	30.662	7:46.541	15.27	6:20.063	14:17:59.210
6 -	57.475	29.820	1:27.295 (2)	81.61	0.817	14:19:26.505
7 -	56.700	29.778	1:26.478 (1)	82.38		14:20:52.983

P33 624 600 Matthew FEDRICK (R)			Yamaha - Matthew Fedrick farriers ltd			
IDEAL LAP TIME : 1:26.932		BEST LAP TIME : 1:27.045		DIFFERENCE : 0.113		
LAP	SECTOR 1	SECTOR 2	LAP TIME	MPH	DIFF	TIME OF DAY
1 -		IN PIT			P	14:05:38.817
2 -	OUTLAP	30.554	1:47.447	66.30	20.402	14:07:26.264
3 -	1:00.069	29.772	1:29.841	79.30	2.796	14:08:56.105
4 -	58.022	30.462	1:28.484 (3)	80.51	1.439	14:10:24.589
5 -	1:00.648	4:26.742	5:27.390	21.76	4:00.345	14:15:51.979
6 -	1:05.381	30.635	1:36.016	74.20	8.971	14:17:27.995
7 -	57.781	30.499	1:28.280 (2)	80.70	1.235	14:18:56.275
8 -	58.522	30.338	1:28.860	80.17	1.815	14:20:25.135
9 -	57.160	29.885	1:27.045 (1)	81.85		14:21:52.180

P34 61 600 Adam SYMONDS			Yamaha -			
IDEAL LAP TIME : 1:26.291		BEST LAP TIME : 1:27.101		DIFFERENCE : 0.810		
LAP	SECTOR 1	SECTOR 2	LAP TIME	MPH	DIFF	TIME OF DAY
1 -		IN PIT			P	14:05:06.136
2 -	OUTLAP	30.923	1:52.672	63.23	25.571	14:06:58.808
3 -	57.393	29.880	1:27.273 (2)	81.63	0.172	14:08:26.081
4 -	56.411	30.690	1:27.101 (1)	81.79		14:09:53.182
5 -	1:02.463	31.108	1:33.571	76.14	6.470	14:11:26.753
6 -	1:10.867	3:39.835	4:50.702	24.50	3:23.601	14:16:17.455
7 -	1:07.325	30.600	1:37.925	72.75	10.824	14:17:55.380
8 -	57.965	30.297	1:28.262	80.72	1.161	14:19:23.642
9 -	56.996	30.544	1:27.540 (3)	81.38	0.439	14:20:51.182
10 -	57.104	31.083	1:28.187	80.79	1.086	14:22:19.369

P35 44 600 James ROBINSON (R)			Honda - CurrentElec			
IDEAL LAP TIME : 1:27.265		BEST LAP TIME : 1:27.370		DIFFERENCE : 0.105		
LAP	SECTOR 1	SECTOR 2	LAP TIME	MPH	DIFF	TIME OF DAY
1 -						14:03:37.573
2 -	1:03.337	32.382	1:35.719	74.43	8.349	14:05:13.292
3 -	58.657	30.221	1:28.878	80.16	1.508	14:06:42.170
4 -	58.618	30.155	1:28.773	80.25	1.403	14:08:10.943
5 -	58.650	30.588	1:29.238	79.83	1.868	14:09:40.181
6 -	57.923	30.422	1:28.345 (2)	80.64	0.975	14:11:08.526
7 -	1:09.309	3:59.106	5:08.415	23.10	3:41.045	14:16:16.941
8 -	1:05.575	30.981	1:36.556	73.78	9.186	14:17:53.497
9 -	58.977	30.543	1:29.520	79.58	2.150	14:19:23.017
10 -	57.110	30.260	1:27.370 (1)	81.54		14:20:50.387
11 -	58.071	30.487	1:28.558 (3)	80.45	1.188	14:22:18.945

P36 27 Nicole LYNCH			Yamaha - Medlar Racing			
IDEAL LAP TIME : 1:25.474		BEST LAP TIME : 1:27.807		DIFFERENCE : 2.333		
LAP	SECTOR 1	SECTOR 2	LAP TIME	MPH	DIFF	TIME OF DAY
1 -		IN PIT			P	14:05:55.204
2 -	OUTLAP	30.732	1:52.541	63.30	24.734	14:07:47.745
3 -	58.731	IN PIT	1:33.012	P 76.59	5.205	14:09:20.757

Weather / Track : Cloudy / Dry

Donington Park National
Circuit Length = 1.9790 miles
Start: 14:03 Flag 14:20 End: 14:22

BMCRC - MRO Championships 2019 - Rnd 4 @ Donington Park

Team Respro MRO 600 & Rookie 600s

QUALIFYING - SECTOR ANALYSIS



SECTOR 1 = FL to I1, SECTOR 2 = I1 to FL, DIFF = Difference To Personal Best Lap, P = Crossed Finish Line in Pit Lane, D = Time Disallowed

4 -	OUTLAP	28.946	1:41.980	69.86	14.173	14:11:02.737
5 -	1:03.384	4:08.540	5:11.924	22.84	3:44.117	14:16:14.661
6 -	1:04.150	29.883	1:34.033 (3)	75.76	6.226	14:17:48.694
7 -	56.528	31.285	1:27.813 (2)	81.13	0.006	14:19:16.507
8 -	57.346	30.461	1:27.807 (1)	81.13		14:20:44.314
9 -	56.690	IN PIT	1:32.319 P	77.17	4.512	14:22:16.633

P37	93 C	Jack GRISTWOOD	Suzuki -			
IDEAL LAP TIME : 1:27.026		BEST LAP TIME : 1:27.951	DIFFERENCE : 0.925			
LAP	SECTOR 1	SECTOR 2	LAP TIME	MPH	DIFF	TIME OF DAY
1 -		IN PIT			P	14:06:44.585
2 -	OUTLAP	31.473	1:52.971	63.06	25.020	14:08:37.556
3 -	57.785	30.540	1:28.325 (3)	80.66	0.374	14:10:05.881
4 -	57.882	30.741	1:28.623	80.39	0.672	14:11:34.504
5 -	1:20.479	3:23.563	4:44.042	25.08	3:16.091	14:16:18.546
6 -	1:03.137	31.365	1:34.502	75.39	6.551	14:17:53.048
7 -	56.486	31.465	1:27.951 (1)	81.00		14:19:20.999
8 -	56.622	31.640	1:28.262 (2)	80.72	0.311	14:20:49.261
9 -	58.241	30.939	1:29.180	79.89	1.229	14:22:18.441

P38	96 C	Bradley ROBINSON	Kawasaki -			
IDEAL LAP TIME : 1:28.632		BEST LAP TIME : 1:29.102	DIFFERENCE : 0.470			
LAP	SECTOR 1	SECTOR 2	LAP TIME	MPH	DIFF	TIME OF DAY
1 -						14:04:40.452
2 -	1:05.489	32.011	1:37.500	73.07	8.398	14:06:17.952
3 -	58.656	30.959	1:29.615 (3)	79.50	0.513	14:07:47.567
4 -	58.187	31.139	1:29.326 (2)	79.76	0.224	14:09:16.893
5 -	58.657	30.445	1:29.102 (1)	79.96		14:10:45.995
6 -	58.596	4:11.041	5:09.637	23.00	3:40.535	14:15:55.632

P39	170 600	Paul MILLS	Yamaha -			
IDEAL LAP TIME :		BEST LAP TIME : 1:29.137	DIFFERENCE :			
LAP	SECTOR 1	SECTOR 2	LAP TIME	MPH	DIFF	TIME OF DAY
1 -						14:04:51.677
2 -			1:37.873	72.79	8.736	14:06:29.550
3 -			1:29.357 (2)	79.73	0.220	14:07:58.907
4 -			1:29.137 (1)	79.92		14:09:28.044
5 -			1:30.359	78.84	1.222	14:10:58.403
6 -			6:49.324	17.40	5:20.187	14:17:47.727
7 -			1:29.743	79.38	0.606	14:19:17.470
8 -			1:30.812	78.45	1.675	14:20:48.282
9 -			1:29.499 (3)	79.60	0.362	14:22:17.781

P40	606 600	Jake ANDERTON (R)	Honda - CurrentElec Limited			
IDEAL LAP TIME : 1:30.127		BEST LAP TIME : 1:30.127	DIFFERENCE : 0.000			
LAP	SECTOR 1	SECTOR 2	LAP TIME	MPH	DIFF	TIME OF DAY
1 -						14:03:37.759
2 -	1:04.041	32.234	1:36.275	74.00	6.148	14:05:14.034
3 -	58.956	31.171	1:30.127 (1)	79.05		14:06:44.161
4 -	1:00.275	32.023	1:32.298	77.19	2.171	14:08:16.459
5 -	1:00.025	32.173	1:32.198	77.27	2.071	14:09:48.657
6 -	59.453	31.423	1:30.876 (2)	78.39	0.749	14:11:19.533
7 -	1:12.405	3:43.812	4:56.217	24.05	3:26.090	14:16:15.750
8 -	1:04.989	32.194	1:37.183	73.31	7.056	14:17:52.933
9 -	59.973	32.194	1:32.167	77.30	2.040	14:19:25.100
10 -	59.882	31.823	1:31.705 (3)	77.69	1.578	14:20:56.805

Weather / Track : Cloudy / Dry

Donington Park National
Circuit Length = 1.9790 miles
Start: 14:03 Flag 14:20 End: 14:22

BMCRC - MRO Championships 2019 - Rnd 4 @ Donington Park

Team Respro MRO 600 & Rookie 600s

QUALIFYING - SECTOR ANALYSIS



SECTOR 1 = FL to I1, SECTOR 2 = I1 to FL, DIFF = Difference To Personal Best Lap, P = Crossed Finish Line in Pit Lane, D = Time Disallowed

P41 124 600 Sylvie BOTQUELEN			Suzuki -			
IDEAL LAP TIME : 1:35.496		BEST LAP TIME : 1:35.496		DIFFERENCE : 0.000		
LAP	SECTOR 1	SECTOR 2	LAP TIME	MPH	DIFF	TIME OF DAY
1 -						14:03:43.358
2 -	1:05.414	33.083	1:38.497	72.33	3.001	14:05:21.855
3 -	1:04.156	32.478	1:36.634 (2)	73.72	1.138	14:06:58.489
4 -	1:05.118	33.034	1:38.152 (3)	72.58	2.656	14:08:36.641
5 -	1:03.441	32.055	1:35.496 (1)	74.60		14:10:12.137

P42 903 600 Jeremy BONSOR			Kawasaki - Orbro Landscapes			
IDEAL LAP TIME : 1:39.261		BEST LAP TIME : 1:39.276		DIFFERENCE : 0.015		
LAP	SECTOR 1	SECTOR 2	LAP TIME	MPH	DIFF	TIME OF DAY
1 -						14:04:39.124
2 -	1:14.784	35.516	1:50.300	64.59	11.024	14:06:29.424
3 -	1:06.224	33.663	1:39.887 (2)	71.32	0.611	14:08:09.311
4 -	1:05.598	33.678	1:39.276 (1)	71.76		14:09:48.587
5 -	1:06.166	34.011	1:40.177 (3)	71.12	0.901	14:11:28.764
6 -	1:20.616	3:26.859	4:47.475	24.78	3:08.199	14:16:16.239
7 -	1:15.682	34.566	1:50.248	64.62	10.972	14:18:06.487
8 -	1:06.782	34.288	1:41.070	70.49	1.794	14:19:47.557
9 -	1:08.230	35.003	1:43.233	69.01	3.957	14:21:30.790

P43 526 600 Michael ARMANI			Honda -				
IDEAL LAP TIME : 1:41.122		BEST LAP TIME : 1:42.063		DIFFERENCE : 0.941			
LAP	SECTOR 1	SECTOR 2	LAP TIME	MPH	DIFF	TIME OF DAY	
1 -		IN PIT			P	14:05:07.600	
2 -	OUTLAP	36.211	2:12.617	53.72	30.554	14:07:20.217	
3 -	1:10.441	36.001	1:46.442 (2)	66.93	4.379	14:09:06.659	
4 -	1:07.250	34.813	1:42.063 (1)	69.80		14:10:48.722	
5 -	1:11.981	4:14.256	5:26.237	21.83	3:44.174	14:16:14.959	
6 -	1:11.954	34.993	1:46.947 (3)	66.61	4.884	14:18:01.906	
7 -	1:06.309	IN PIT	1:49.051	P	65.33	6.988	14:19:50.957

P44 420 600 Teresa FRITH			Kawasaki -			
IDEAL LAP TIME : 1:43.106		BEST LAP TIME : 1:43.348		DIFFERENCE : 0.242		
LAP	SECTOR 1	SECTOR 2	LAP TIME	MPH	DIFF	TIME OF DAY
1 -						14:03:43.287
2 -	1:13.442	36.535	1:49.977	64.78	6.629	14:05:33.264
3 -	1:11.791	37.344	1:49.135	65.28	5.787	14:07:22.399
4 -	1:11.261	36.446	1:47.707	66.14	4.359	14:09:10.106
5 -	1:08.273	35.075	1:43.348 (1)	68.93		14:10:53.454
6 -	1:19.684	4:01.235	5:20.919	22.20	3:37.571	14:16:14.373
7 -	1:15.655	37.080	1:52.735	63.19	9.387	14:18:07.108
8 -	1:09.690	35.464	1:45.154 (3)	67.75	1.806	14:19:52.262
9 -	1:08.031	35.629	1:43.660 (2)	68.73	0.312	14:21:35.922

Weather / Track : Cloudy / Dry

Donington Park National
Circuit Length = 1.9790 miles
Start: 14:03 Flag 14:20 End: 14:22

BMCRC - MRO Championships 2019 - Rnd 4 @ Donington Park

Team Respro MRO 600 & Rookie 600s

QUALIFYING - BEST SECTORS

SECTOR 1			SECTOR 2			IDEAL / BEST COMPARISON						
POS	NO	NAME	TIME	NO	NAME	TIME	POS	NO	NAME	IDEAL	BEST	DIFF
									PERFECT LAP	1:12.914		
1	861	SHOUBRIDGE	47.170	861	SHOUBRIDGE	25.744	1	861	SHOUBRIDGE	1:12.914	1:12.914	0.000
2	84	WOTTON	47.809	84	WOTTON	25.891	2	84	WOTTON	1:13.700	1:14.341	0.641
3	86	KELMAN	47.902	86	KELMAN	25.906	3	86	KELMAN	1:13.808	1:14.004	0.196
4	82	SMITH	48.293	56	MILLS	25.923	4	82	SMITH	1:14.217	1:14.511	0.294
5	912	WHITE	48.462	82	SMITH	25.924	5	56	MILLS	1:14.581	1:14.787	0.206
6	56	MILLS	48.658	95	ROBERTSON	26.243	6	912	WHITE	1:15.068	1:15.068	0.000
7	95	ROBERTSON	49.269	912	WHITE	26.606	7	95	ROBERTSON	1:15.512	1:15.512	0.000
8	188	KRAWIECKI	49.744	39	HIGGINS	26.671	8	29	STONE	1:16.666	1:16.791	0.125
9	29	STONE	49.814	12	BLOCH	26.712	9	188	KRAWIECKI	1:16.672	1:16.683	0.011
10	12	BLOCH	50.101	29	STONE	26.852	10	12	BLOCH	1:16.813	1:16.951	0.138
11	88	STANLEY	50.193	188	KRAWIECKI	26.928	11	88	STANLEY	1:17.366	1:17.366	0.000
12	881	CARSON	50.288	21	WHITCHER	26.935	12	23	WREN	1:17.402	1:17.402	0.000
13	23	WREN	50.416	661	HARRIS	26.935	13	21	WHITCHER	1:17.404	1:17.404	0.000
14	21	WHITCHER	50.469	23	WREN	26.986	14	39	HIGGINS	1:17.489	1:17.489	0.000
15	52	FRICKER	50.619	16	VAUGHAN	27.040	15	881	CARSON	1:17.491	1:17.491	0.000
16	39	HIGGINS	50.818	88	STANLEY	27.173	16	661	HARRIS	1:17.798	1:18.073	0.275
17	661	HARRIS	50.863	818	BARKER	27.177	17	52	FRICKER	1:18.055	1:18.055	0.000
18	81	DUFFETT	51.293	881	CARSON	27.203	18	818	BARKER	1:18.722	1:20.122	1.400
19	818	BARKER	51.545	52	FRICKER	27.436	19	81	DUFFETT	1:18.734	1:19.131	0.397
20	16	VAUGHAN	51.706	193	LANGLEY	27.440	20	16	VAUGHAN	1:18.746	1:18.746	0.000
21	75	MARLEY	52.314	81	DUFFETT	27.441	21	75	MARLEY	1:20.070	1:20.380	0.310
22	119	SMITH	52.343	104	ROBINSON (R)	27.752	22	104	ROBINSON (R)	1:20.419	1:20.573	0.154
23	104	ROBINSON (R)	52.667	75	MARLEY	27.756	23	119	SMITH	1:20.429	1:20.429	0.000
24	675	SMYTH	53.063	675	SMYTH	27.757	24	193	LANGLEY	1:20.530	1:20.868	0.338
25	193	LANGLEY	53.090	60	CROKER	27.882	25	675	SMYTH	1:20.820	1:20.820	0.000
26	41	RAE	53.266	119	SMITH	28.086	26	60	CROKER	1:21.455	1:22.084	0.629
27	60	CROKER	53.573	8	SAUNDERS	28.290	27	41	RAE	1:21.997	1:21.997	0.000
28	77	LEGGETT	54.431	77	LEGGETT	28.652	28	8	SAUNDERS	1:23.011	1:23.249	0.238
29	8	SAUNDERS	54.721	41	RAE	28.731	29	77	LEGGETT	1:23.083	1:23.221	0.138
30	187	TREVEIL (R)	55.657	27	LYNCH	28.946	30	27	LYNCH	1:25.474	1:27.807	2.333
31	186	WILKINSON	55.847	624	FEDRICK (R)	29.772	31	187	TREVEIL (R)	1:25.662	1:26.389	0.727
32	61	SYMONDS	56.411	103	BANWELL (R)	29.778	32	186	WILKINSON	1:25.792	1:26.378	0.586
33	93	GRISTWOOD	56.486	61	SYMONDS	29.880	33	61	SYMONDS	1:26.291	1:27.101	0.810
34	27	LYNCH	56.528	186	WILKINSON	29.945	34	103	BANWELL (R)	1:26.478	1:26.478	0.000
35	103	BANWELL (R)	56.700	187	TREVEIL (R)	30.005	35	624	FEDRICK (R)	1:26.932	1:27.045	0.113
36	44	ROBINSON (R)	57.110	44	ROBINSON (R)	30.155	36	93	GRISTWOOD	1:27.026	1:27.951	0.925
37	624	FEDRICK (R)	57.160	96	ROBINSON	30.445	37	44	ROBINSON (R)	1:27.265	1:27.370	0.105
38	96	ROBINSON	58.187	93	GRISTWOOD	30.540	38	96	ROBINSON	1:28.632	1:29.102	0.470
39	606	ANDERTON (R)	58.956	606	ANDERTON (R)	31.171	39	606	ANDERTON (R)	1:30.127	1:30.127	0.000
40	124	BOTQUELEN	1:03.441	124	BOTQUELEN	32.055	40	124	BOTQUELEN	1:35.496	1:35.496	0.000
41	903	BONSOR	1:05.598	903	BONSOR	33.663	41	903	BONSOR	1:39.261	1:39.276	0.015
42	526	ARMANI	1:06.309	526	ARMANI	34.813	42	526	ARMANI	1:41.122	1:42.063	0.941
43	420	FRITH	1:08.031	420	FRITH	35.075	43	420	FRITH	1:43.106	1:43.348	0.242
44							44	170	MILLS		1:29.137	

Weather / Track : Cloudy / Dry

Donington Park National
Circuit Length = 1.9790 miles
Start: 14:03 Flag 14:20 End: 14:22

Results can be found at www.tsl-timing.com

Printed - 14:25 Saturday, 18 May 2019

BMCRC - MRO Championships 2019 - Rnd 4 @ Donington Park

L&W Contractors Rookie 1000 & Rookie 600

RACE 12 - GRID (7 Laps)



CONTRACTORS LTD

ROW 13	1		1		37	420	Teresa FRITH	1:43.348					
ROW 12	36	526	Michael ARMANI	1:42.063	35	903	Jeremy BONSOR	1:39.276	34	124	Sylvie BOTQUELEN	1:35.496	
ROW 11		33	606	Jake ANDERTON (R)	1:30.127	32	170	Paul MILLS	1:29.137	31	44	James ROBINSON (R)	1:27.370
ROW 10	30	61	Adam SYMONDS	1:27.101	29	624	Matthew FEDRICK (R)	1:27.045	28	103	Tim BANWELL (R)	1:26.478	
ROW 9		27	187	David TREVEIL (R)	1:26.389	26	186	Stephen WILKINSON	1:26.378	25	77	Nathan LEGGETT	1:23.221
ROW 8	24	193	Jackson LANGLEY	1:20.868	23	104	Alex ROBINSON (R)	1:20.573	22	119	Christopher SMITH	1:20.429	
ROW 7		21	16	Tom VAUGHAN	1:18.746	20	52	Elliot FRICKER	1:18.055	19	12	Cedric BLOCH	1:16.951
ROW 6	18					17				16			
ROW 5		15				14				13	711	Craig WRIGHT	1:29.156
ROW 4	12	801	Stefan MARSHALL	1:26.042	11	128	Kevin CLARKE	1:24.824	10	841	Shane YOUNG	1:23.450	
ROW 3		9	421	Daniel TINSLEY	1:22.669	8	707	Stephen OKEEFFE	1:21.665	7	18	Albert WILLISHER	1:21.656
ROW 2	6	45	Glenn SMITH	1:20.658	5	100	James FEARN	1:20.506	4	611	Gary DRAKE	1:19.372	
ROW 1		3	71	Seb JENKINS	1:16.545	2	168	Shaun SUGDEN	1:16.138	1	9	Luke DIXON	1:14.195
												Pole	

Donington Park National
Circuit Length = 1.9790 miles

These results are provisional until the conclusion of any judicial and technical matters.

Clerk Of Course :		Timekeeper :	
-------------------	--	--------------	--

Results can be found at www.tsl-timing.com

Printed - 14:41 Saturday, 18 May 2019



BMCRC - MRO Championships 2019 - Rnd 4 @ Donington Park

L&W Contractors Rookie 1000 & Rookie 600

RACE 12 - CLASSIFICATION



CONTRACTORS LTD

POS	NO	CL	PIC NAME	ENTRY	LAPS	TIME	GAP	DIFF	MPH	BEST	ON
1	9	1000	1 Luke DIXON	BMW -	5	6:25.570			92.03	1:15.306	2
2	71	1000	2 Seb JENKINS	Yamaha - Advertise your business here!	5	6:28.397	2.827	2.827	91.36	1:15.872	2
3	168	1000	3 Shaun SUGDEN	Kawasaki -	5	6:36.283	10.713	7.886	89.54	1:17.263	4
4	100	1000	4 James FEARN	Honda -	5	6:36.836	11.266	0.553	89.42	1:16.934	5
5	611	1000	5 Gary DRAKE	Suzuki -	5	6:38.251	12.681	1.415	89.10	1:17.367	2
6	707	1000	6 Stephen OKEEFFE	Kawasaki - None	5	6:44.601	19.031	6.350	87.70	1:18.791	2
7	421	1000	7 Daniel TINSLEY	Yamaha -	5	6:46.887	21.317	2.286	87.21	1:18.907	5
8	128	1000	8 Kevin CLARKE	Suzuki -	5	6:53.059	27.489	6.172	85.91	1:20.567	2
9	45	1000	9 Glenn SMITH	Kawasaki -	5	6:55.339	29.769	2.280	85.44	1:20.142	2
10	801	1000	10 Stefan MARSHALL	Yamaha -	5	7:13.541	47.971	18.202	81.85	1:25.028	2
11	12	600	1 Cedric BLOCH	Kawasaki - Brigit's Group & SDC Performance	5	7:14.472	48.902	0.931	81.67	1:16.649	3
12	52	600	2 Elliot FRICKER	Honda -	5	7:14.492	48.922	0.020	81.67	1:17.378	4
13	16	600	3 Tom VAUGHAN	Yamaha -	5	7:22.192	56.622	7.700	80.25	1:18.309	2
14	711	1000	11 Craig WRIGHT	Kawasaki -	5	7:29.187	1:03.617	6.995	79.00	1:28.233	5
15	119	600	4 Christopher SMITH	Yamaha -	5	7:31.308	1:05.738	2.121	78.63	1:20.636	5
16	104	600	5 Alex ROBINSON (R)	Honda - Boa	5	7:38.557	1:12.987	7.249	77.38	1:21.975	2
17	77	600	6 Nathan LEGGETT	Yamaha -	5	7:47.147	1:21.577	8.590	75.96	1:22.866	2
18	186	600	7 Stephen WILKINSON	Honda -	4	6:27.979	1 Lap	1 Lap	73.10	1:23.171	2
19	624	600	8 Matthew FEDRICK (R)	Yamaha - Matthew Fedrick farriers ltd	4	6:28.850	1 Lap	0.871	72.93	1:24.567	2
20	103	600	9 Tim BANWELL (R)	Yamaha -	4	6:29.375	1 Lap	0.525	72.84	1:24.352	4
21	61	600	10 Adam SYMONDS	Yamaha -	4	6:29.641	1 Lap	0.266	72.79	1:24.588	2
22	170	600	11 Paul MILLS	Yamaha -	4	6:33.236	1 Lap	3.595	72.12	1:24.799	4
23	44	600	12 James ROBINSON (R)	Honda - CurrentElec	4	6:36.642	1 Lap	3.406	71.50	1:26.127	4
24	606	600	13 Jake ANDERTON (R)	Honda - CurrentElec Limited	4	6:37.692	1 Lap	1.050	71.31	1:26.632	4
25	187	600	14 David TREVEIL (R)	Yamaha -	4	6:38.990	1 Lap	1.298	71.08	1:26.740	4
26	903	600	15 Jeremy BONSOR	Kawasaki - Orbro Landscapes	4	7:13.696	1 Lap	34.706	65.39	1:35.330	3
27	124	600	16 Sylvie BOTQUELEN	Suzuki -	4	7:15.089	1 Lap	1.393	65.18	1:36.966	2
28	526	600	17 Michael ARMANI	Honda -	4	7:25.369	1 Lap	10.280	63.68	1:37.754	4
29	420	600	18 Teresa FRITH	Kawasaki -	4	7:58.003	1 Lap	32.634	59.33	1:47.042	4

NOT CLASSIFIED

DNF	18	1000	Albert WILLISHER	Suzuki - willsher machinery ltd	0
DNF	841	1000	Shane YOUNG	Yamaha -	0

FASTEST LAP

9	1000	Luke DIXON	BMW -	2	1:15.306	94.60 mph	152.25 kph
12	600	Cedric BLOCH	Kawasaki - Brigit's Group & SDC Performance	3	1:16.649	92.95 mph	149.59 kph

Class 1000 - 92.5% of Race Speed = 85.12 mph

Class 600 - 92.5% of Race Speed = 75.54 mph

Weather / Track : Cloudy / Dry

These results are provisional until the conclusion of any judicial and technical matters.

Donington Park National
Circuit Length = 1.9790 miles
Start: 18:14 Flag 18:21 End: 18:23

Clerk Of Course :	Timekeeper :
-------------------	--------------

Results can be found at www.tsl-timing.com

Printed - 18:24 Saturday, 18 May 2019



BMCRC - MRO Championships 2019 - Rnd 4 @ Donington Park

L&W Contractors Rookie 1000 & Rookie 600

RACE 12 - LAP CHART

LAP 1 @ 18:15:58.579

NO	BEHIND	LAP TIME
9		1:21.858
71	0.085	1:21.943
168	0.952	1:22.810
611	1.381	1:23.239
100	1.735	1:23.593
707	2.027	1:23.885
128	3.609	1:25.467
421	4.803	1:26.661
45	5.717	1:27.575
801	8.556	1:30.414
711	11.065	1:32.923
52	41.703	2:03.561
16	43.391	2:05.249
12	43.794	2:05.652
119	45.389	2:07.247
104	45.882	2:07.740
77	48.115	2:09.973
624	49.396	2:11.254
186	51.333	2:13.191
61	52.532	2:14.390
103	53.255	2:15.113
44	54.543	2:16.401
170	54.606	2:16.464
606	54.661	2:16.519
187	56.129	2:17.987
124	1:00.633	2:22.491
903	1:03.193	2:25.051
526	1:06.548	2:28.406
420	1:12.956	2:34.814

LAP 2 @ 18:17:13.885

NO	BEHIND	LAP TIME
9		1:15.306
71	0.651	1:15.872
168	2.993	1:17.347
611	3.442	1:17.367
100	4.929	1:18.500
707	5.512	1:18.791
128	8.870	1:20.567
421	9.137	1:19.640
45	10.553	1:20.142
801	18.278	1:25.028
711	24.261	1:28.502
52	44.088	1:17.691
12	45.556	1:17.068
16	46.394	1:18.309
119	51.153	1:21.070
104	52.551	1:21.975
77	55.675	1:22.866
624	58.657	1:24.567
186	59.198	1:23.171
61	1:01.814	1:24.588
103	1:02.552	1:24.603
170	1:05.216	1:25.916
606	1:05.993	1:26.638
44	1:06.464	1:27.227
187	1:07.813	1:26.990

LAP 3 @ 18:18:30.707

NO	BEHIND	LAP TIME
9		1:16.822

71	1.064	1:17.235	100	11.266	1:16.934
124	1 Lap	1:36.966	606	1 Lap	1:26.632
611	6.530	1:19.910	611	12.681	1:19.046
168	6.812	1:20.641	187	1 Lap	1:26.740
100	7.991	1:19.884	707	19.031	1:20.918
903	1 Lap	1:37.099	421	21.317	1:18.907
707	8.572	1:19.882	128	27.489	1:21.451
526	1 Lap	1:39.297	45	29.769	1:21.357
421	14.005	1:21.690	801	47.971	1:25.981
128	14.462	1:22.414	903	1 Lap	1:36.216
45	15.371	1:21.640	12	48.902	1:17.724
801	27.841	1:26.385	52	48.922	1:17.380
420	1 Lap	1:47.860	124	1 Lap	1:37.297
711	36.594	1:29.155	16	56.622	1:20.225
12	45.383	1:16.649	526	1 Lap	1:37.754
52	45.748	1:18.482	711	1:03.617	1:28.233
16	48.476	1:18.904	119	1:05.738	1:20.636
119	55.491	1:21.160	104	1:12.987	1:23.690
104	58.467	1:22.738	77	1:21.577	1:25.251
77	1:03.794	1:24.941	420	1 Lap	1:47.042
624	1:07.729	1:25.894			
186	1:07.878	1:25.502			
61	1:10.585	1:25.593			
103	1:11.037	1:25.307			
170	1:14.451	1:26.057			

LAP 4 @ 18:19:46.847

NO	BEHIND	LAP TIME
9		1:16.140
44	1 Lap	1:26.887
606	1 Lap	1:27.903
71	1.461	1:16.537
187	1 Lap	1:27.273
168	7.935	1:17.263
611	9.079	1:18.689
100	9.776	1:17.925
707	13.557	1:21.125
421	17.854	1:19.989
128	21.482	1:23.160
45	23.856	1:24.625
903	1 Lap	1:35.330
124	1 Lap	1:38.335
801	37.434	1:25.733
526	1 Lap	1:39.912
12	46.622	1:17.379
52	46.986	1:17.378
711	50.828	1:30.374
16	51.841	1:19.505
119	1:00.546	1:21.195
420	1 Lap	1:48.287
104	1:04.741	1:22.414
77	1:11.770	1:24.116

LAP 5 @ 18:21:02.291

NO	BEHIND	LAP TIME
9		1:15.444
186	1 Lap	1:26.115
71	2.827	1:16.810
624	1 Lap	1:27.135
103	1 Lap	1:24.352
61	1 Lap	1:25.070
170	1 Lap	1:24.799
168	10.713	1:18.222
44	1 Lap	1:26.127

Weather / Track : Cloudy / Dry

Results can be found at www.tsl-timing.com

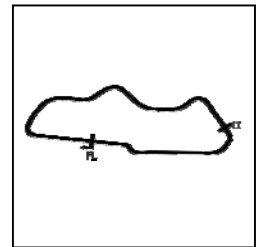
Donington Park National
Circuit Length = 1.9790 miles
Start: 18:14 Flag 18:21 End: 18:23

Printed - 18:25 Saturday, 18 May 2019

BMCRC - MRO Championships 2019 - Rnd 4 @ Donington Park

L&W Contractors Rookie 1000 & Rookie 600

RACE 12 - SECTOR ANALYSIS



SECTOR 1 = FL to I1, SECTOR 2 = I1 to FL, DIFF = Difference To Personal Best Lap, P = Crossed Finish Line in Pit Lane, D = Time Disallowed

P1 9 1000 Luke DIXON		BMW -				
IDEAL LAP TIME : 1:15.127		BEST LAP TIME : 1:15.306				
		DIFFERENCE : 0.179				
LAP	SECTOR 1	SECTOR 2	LAP TIME	MPH	DIFF	TIME OF DAY
1 -		26.736	1:21.858	87.03	6.552	18:15:58.579
2 -	49.194	26.112	1:15.306 (1)	94.60		18:17:13.885
3 -	50.035	26.787	1:16.822	92.74	1.516	18:18:30.707
4 -	49.015	27.125	1:16.140 (3)	93.57	0.834	18:19:46.847
5 -	49.298	26.146	1:15.444 (2)	94.43	0.138	18:21:02.291

P2 71 1000 Seb JENKINS		Yamaha - Advertise your business here!				
IDEAL LAP TIME : 1:15.769		BEST LAP TIME : 1:15.872				
		DIFFERENCE : 0.103				
LAP	SECTOR 1	SECTOR 2	LAP TIME	MPH	DIFF	TIME OF DAY
1 -		26.447	1:21.943	86.94	6.071	18:15:58.664
2 -	49.618	26.254	1:15.872 (1)	93.90		18:17:14.536
3 -	50.255	26.980	1:17.235	92.24	1.363	18:18:31.771
4 -	49.515	27.022	1:16.537 (2)	93.08	0.665	18:19:48.308
5 -	49.822	26.988	1:16.810 (3)	92.75	0.938	18:21:05.118

P3 168 1000 Shaun SUGDEN		Kawasaki -				
IDEAL LAP TIME : 1:16.979		BEST LAP TIME : 1:17.263				
		DIFFERENCE : 0.284				
LAP	SECTOR 1	SECTOR 2	LAP TIME	MPH	DIFF	TIME OF DAY
1 -		27.109	1:22.810	86.03	5.547	18:15:59.531
2 -	50.542	26.805	1:17.347 (2)	92.11	0.084	18:17:16.878
3 -	52.145	28.496	1:20.641	88.35	3.378	18:18:37.519
4 -	50.826	26.437	1:17.263 (1)	92.21		18:19:54.782
5 -	50.857	27.365	1:18.222 (3)	91.08	0.959	18:21:13.004

P4 100 1000 James FEARN		Honda -				
IDEAL LAP TIME : 1:16.503		BEST LAP TIME : 1:16.934				
		DIFFERENCE : 0.431				
LAP	SECTOR 1	SECTOR 2	LAP TIME	MPH	DIFF	TIME OF DAY
1 -		27.187	1:23.593	85.23	6.659	18:16:00.314
2 -	51.325	27.175	1:18.500 (3)	90.75	1.566	18:17:18.814
3 -	52.178	27.706	1:19.884	89.18	2.950	18:18:38.698
4 -	51.535	26.390	1:17.925 (2)	91.42	0.991	18:19:56.623
5 -	50.113	26.821	1:16.934 (1)	92.60		18:21:13.557

P5 611 1000 Gary DRAKE		Suzuki -				
IDEAL LAP TIME : 1:17.367		BEST LAP TIME : 1:17.367				
		DIFFERENCE : 0.000				
LAP	SECTOR 1	SECTOR 2	LAP TIME	MPH	DIFF	TIME OF DAY
1 -		27.078	1:23.239	85.59	5.872	18:15:59.960
2 -	50.375	26.992	1:17.367 (1)	92.08		18:17:17.327
3 -	52.023	27.887	1:19.910	89.15	2.543	18:18:37.237
4 -	51.558	27.131	1:18.689 (2)	90.54	1.322	18:19:55.926
5 -	50.849	28.197	1:19.046 (3)	90.13	1.679	18:21:14.972

P6 707 1000 Stephen OKEEFFE		Kawasaki - None				
IDEAL LAP TIME : 1:18.791		BEST LAP TIME : 1:18.791				
		DIFFERENCE : 0.000				
LAP	SECTOR 1	SECTOR 2	LAP TIME	MPH	DIFF	TIME OF DAY
1 -		27.233	1:23.885	84.93	5.094	18:16:00.606
2 -	51.658	27.133	1:18.791 (1)	90.42		18:17:19.397
3 -	51.848	28.034	1:19.882 (2)	89.18	1.091	18:18:39.279
4 -	52.707	28.418	1:21.125	87.82	2.334	18:20:00.404
5 -	53.103	27.815	1:20.918 (3)	88.04	2.127	18:21:21.322

P7 421 1000 Daniel TINSLEY		Yamaha -				
IDEAL LAP TIME : 1:18.833		BEST LAP TIME : 1:18.907				
		DIFFERENCE : 0.074				
LAP	SECTOR 1	SECTOR 2	LAP TIME	MPH	DIFF	TIME OF DAY
1 -		27.233	1:23.885	84.93	5.094	18:16:00.606
2 -	51.658	27.133	1:18.791 (1)	90.42		18:17:19.397
3 -	51.848	28.034	1:19.882 (2)	89.18	1.091	18:18:39.279
4 -	52.707	28.418	1:21.125	87.82	2.334	18:20:00.404
5 -	53.103	27.815	1:20.918 (3)	88.04	2.127	18:21:21.322

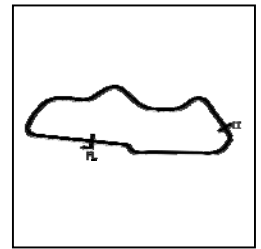
Weather / Track : Cloudy / Dry

Donington Park National
Circuit Length = 1.9790 miles
Start: 18:14 Flag 18:21 End: 18:23

BMCRC - MRO Championships 2019 - Rnd 4 @ Donington Park

L&W Contractors Rookie 1000 & Rookie 600

RACE 12 - SECTOR ANALYSIS



SECTOR 1 = FL to I1, SECTOR 2 = I1 to FL, DIFF = Difference To Personal Best Lap, P = Crossed Finish Line in Pit Lane, D = Time Disallowed

1 -		27.749	1:26.661	82.21	7.754	18:16:03.382
2 -	52.515	27.125	1:19.640 (2)	89.46	0.733	18:17:23.022
3 -	54.275	27.415	1:21.690	87.21	2.783	18:18:44.712
4 -	53.145	26.844	1:19.989 (3)	89.07	1.082	18:20:04.701
5 -	51.989	26.918	1:18.907 (1)	90.29		18:21:23.608

P8 128 1000 Kevin CLARKE			Suzuki -			
IDEAL LAP TIME : 1:20.567		BEST LAP TIME : 1:20.567		DIFFERENCE : 0.000		
LAP	SECTOR 1	SECTOR 2	LAP TIME	MPH	DIFF	TIME OF DAY
1 -		27.626	1:25.467	83.36	4.900	18:16:02.188
2 -	52.974	27.593	1:20.567 (1)	88.43		18:17:22.755
3 -	54.102	28.312	1:22.414 (3)	86.44	1.847	18:18:45.169
4 -	54.537	28.623	1:23.160	85.67	2.593	18:20:08.329
5 -	53.253	28.198	1:21.451 (2)	87.47	0.884	18:21:29.780

P9 45 1000 Glenn SMITH			Kawasaki -			
IDEAL LAP TIME : 1:20.142		BEST LAP TIME : 1:20.142		DIFFERENCE : 0.000		
LAP	SECTOR 1	SECTOR 2	LAP TIME	MPH	DIFF	TIME OF DAY
1 -		28.202	1:27.575	81.35	7.433	18:16:04.296
2 -	52.179	27.963	1:20.142 (1)	88.90		18:17:24.438
3 -	53.396	28.244	1:21.640 (3)	87.26	1.498	18:18:46.078
4 -	55.085	29.540	1:24.625	84.19	4.483	18:20:10.703
5 -	52.947	28.410	1:21.357 (2)	87.57	1.215	18:21:32.060

P10 801 1000 Stefan MARSHALL			Yamaha -			
IDEAL LAP TIME : 1:24.880		BEST LAP TIME : 1:25.028		DIFFERENCE : 0.148		
LAP	SECTOR 1	SECTOR 2	LAP TIME	MPH	DIFF	TIME OF DAY
1 -		28.775	1:30.414	78.80	5.386	18:16:07.135
2 -	56.105	28.923	1:25.028 (1)	83.79		18:17:32.163
3 -	56.593	29.792	1:26.385	82.47	1.357	18:18:58.548
4 -	56.277	29.456	1:25.733 (2)	83.10	0.705	18:20:24.281
5 -	56.184	29.797	1:25.981 (3)	82.86	0.953	18:21:50.262

P11 12 600 Cedric BLOCH			Kawasaki - Brigit's Group & SDC Performance			
IDEAL LAP TIME : 1:16.649		BEST LAP TIME : 1:16.649		DIFFERENCE : 0.000		
LAP	SECTOR 1	SECTOR 2	LAP TIME	MPH	DIFF	TIME OF DAY
1 -		27.819	2:05.652	56.70	49.003	18:16:42.373
2 -	49.988	27.080	1:17.068 (2)	92.44	0.419	18:17:59.441
3 -	49.938	26.711	1:16.649 (1)	92.95		18:19:16.090
4 -	50.290	27.089	1:17.379 (3)	92.07	0.730	18:20:33.469
5 -	49.958	27.766	1:17.724	91.66	1.075	18:21:51.193

P12 52 600 Elliot FRICKER			Honda -			
IDEAL LAP TIME : 1:16.919		BEST LAP TIME : 1:17.378		DIFFERENCE : 0.459		
LAP	SECTOR 1	SECTOR 2	LAP TIME	MPH	DIFF	TIME OF DAY
1 -		27.505	2:03.561	57.66	46.183	18:16:40.282
2 -	50.334	27.357	1:17.691 (3)	91.70	0.313	18:17:57.973
3 -	51.057	27.425	1:18.482	90.78	1.104	18:19:16.455
4 -	50.339	27.039	1:17.378 (1)	92.07		18:20:33.833
5 -	49.880	27.500	1:17.380 (2)	92.07	0.002	18:21:51.213

P13 16 600 Tom VAUGHAN			Yamaha -			
IDEAL LAP TIME : 1:18.309		BEST LAP TIME : 1:18.309		DIFFERENCE : 0.000		
LAP	SECTOR 1	SECTOR 2	LAP TIME	MPH	DIFF	TIME OF DAY
1 -		27.498	2:05.249	56.88	46.940	18:16:41.970
2 -	51.297	27.012	1:18.309 (1)	90.98		18:18:00.279
3 -	51.558	27.346	1:18.904 (2)	90.29	0.595	18:19:19.183
4 -	51.819	27.686	1:19.505 (3)	89.61	1.196	18:20:38.688

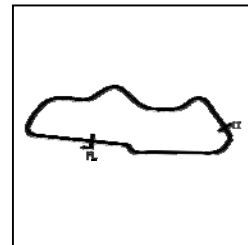
Weather / Track : Cloudy / Dry

Donington Park National
Circuit Length = 1.9790 miles
Start: 18:14 Flag 18:21 End: 18:23

BMCRC - MRO Championships 2019 - Rnd 4 @ Donington Park

L&W Contractors Rookie 1000 & Rookie 600

RACE 12 - SECTOR ANALYSIS



SECTOR 1 = FL to I1, SECTOR 2 = I1 to FL, DIFF = Difference To Personal Best Lap, P = Crossed Finish Line in Pit Lane, D = Time Disallowed

5 - 52.653 27.572 1:20.225 88.80 1.916 18:21:58.913

P14 711 1000	Craig WRIGHT	Kawasaki -	
IDEAL LAP TIME : 1:27.604	BEST LAP TIME : 1:28.233	DIFFERENCE : 0.629	

LAP	SECTOR 1	SECTOR 2	LAP TIME	MPH	DIFF	TIME OF DAY
1 -		29.795	1:32.923	76.67	4.690	18:16:09.644
2 -	58.089	30.413	1:28.502 (2)	80.50	0.269	18:17:38.146
3 -	58.283	30.872	1:29.155 (3)	79.91	0.922	18:19:07.301
4 -	59.882	30.492	1:30.374	78.83	2.141	18:20:37.675
5 -	57.809	30.424	1:28.233 (1)	80.74		18:22:05.908

P15 119 600	Christopher SMITH	Yamaha -	
IDEAL LAP TIME : 1:20.452	BEST LAP TIME : 1:20.636	DIFFERENCE : 0.184	

LAP	SECTOR 1	SECTOR 2	LAP TIME	MPH	DIFF	TIME OF DAY
1 -		28.640	2:07.247	55.99	46.611	18:16:43.968
2 -	52.701	28.369	1:21.070 (2)	87.88	0.434	18:18:05.038
3 -	52.843	28.317	1:21.160 (3)	87.78	0.524	18:19:26.198
4 -	52.770	28.425	1:21.195	87.74	0.559	18:20:47.393
5 -	52.135	28.501	1:20.636 (1)	88.35		18:22:08.029

P16 104 600	Alex ROBINSON (R)	Honda - Boa	
IDEAL LAP TIME : 1:21.742	BEST LAP TIME : 1:21.975	DIFFERENCE : 0.233	

LAP	SECTOR 1	SECTOR 2	LAP TIME	MPH	DIFF	TIME OF DAY
1 -		28.377	2:07.740	55.77	45.765	18:16:44.461
2 -	53.365	28.610	1:21.975 (1)	86.91		18:18:06.436
3 -	54.253	28.485	1:22.738 (3)	86.11	0.763	18:19:29.174
4 -	53.880	28.534	1:22.414 (2)	86.44	0.439	18:20:51.588
5 -	54.729	28.961	1:23.690	85.13	1.715	18:22:15.278

P17 77 600	Nathan LEGGETT	Yamaha -	
IDEAL LAP TIME : 1:22.866	BEST LAP TIME : 1:22.866	DIFFERENCE : 0.000	

LAP	SECTOR 1	SECTOR 2	LAP TIME	MPH	DIFF	TIME OF DAY
1 -		29.107	2:09.973	54.81	47.107	18:16:46.694
2 -	54.187	28.679	1:22.866 (1)	85.97		18:18:09.560
3 -	55.864	29.077	1:24.941 (3)	83.87	2.075	18:19:34.501
4 -	55.231	28.885	1:24.116 (2)	84.70	1.250	18:20:58.617
5 -	55.734	29.517	1:25.251	83.57	2.385	18:22:23.868

P18 186 600	Stephen WILKINSON	Honda -	
IDEAL LAP TIME : 1:23.171	BEST LAP TIME : 1:23.171	DIFFERENCE : 0.000	

LAP	SECTOR 1	SECTOR 2	LAP TIME	MPH	DIFF	TIME OF DAY
1 -		29.373	2:13.191	53.49	50.020	18:16:49.912
2 -	54.718	28.453	1:23.171 (1)	85.66		18:18:13.083
3 -	56.478	29.024	1:25.502 (2)	83.32	2.331	18:19:38.585
4 -	56.680	29.435	1:26.115 (3)	82.73	2.944	18:21:04.700

P19 624 600	Matthew FEDRICK (R)	Yamaha - Matthew Fedrick farriers ltd	
IDEAL LAP TIME : 1:24.567	BEST LAP TIME : 1:24.567	DIFFERENCE : 0.000	

LAP	SECTOR 1	SECTOR 2	LAP TIME	MPH	DIFF	TIME OF DAY
1 -		29.702	2:11.254	54.28	46.687	18:16:47.975
2 -	55.382	29.185	1:24.567 (1)	84.24		18:18:12.542
3 -	56.600	29.294	1:25.894 (2)	82.94	1.327	18:19:38.436
4 -	57.349	29.786	1:27.135 (3)	81.76	2.568	18:21:05.571

P20 103 600	Tim BANWELL (R)	Yamaha -	
IDEAL LAP TIME : 1:24.074	BEST LAP TIME : 1:24.352	DIFFERENCE : 0.278	

LAP	SECTOR 1	SECTOR 2	LAP TIME	MPH	DIFF	TIME OF DAY
-----	----------	----------	----------	-----	------	-------------

Weather / Track : Cloudy / Dry

Donington Park National
Circuit Length = 1.9790 miles
Start: 18:14 Flag 18:21 End: 18:23

BMCRC - MRO Championships 2019 - Rnd 4 @ Donington Park

L&W Contractors Rookie 1000 & Rookie 600

RACE 12 - SECTOR ANALYSIS



SECTOR 1 = FL to I1, SECTOR 2 = I1 to FL, DIFF = Difference To Personal Best Lap, P = Crossed Finish Line in Pit Lane, D = Time Disallowed

1 -		29.702	2:15.113	52.73	50.761	18:16:51.834
2 -	55.099	29.504	1:24.603 (2)	84.21	0.251	18:18:16.437
3 -	55.966	29.341	1:25.307 (3)	83.51	0.955	18:19:41.744
4 -	55.377	28.975	1:24.352 (1)	84.46		18:21:06.096

P21	61	600	Adam SYMONDS	Yamaha -		
IDEAL LAP TIME : 1:24.588		BEST LAP TIME : 1:24.588		DIFFERENCE : 0.000		
LAP	SECTOR 1	SECTOR 2	LAP TIME	MPH	DIFF	TIME OF DAY
1 -		29.697	2:14.390	53.01	49.802	18:16:51.111
2 -	55.235	29.353	1:24.588 (1)	84.22		18:18:15.699
3 -	56.008	29.585	1:25.593 (3)	83.23	1.005	18:19:41.292
4 -	55.310	29.760	1:25.070 (2)	83.75	0.482	18:21:06.362

P22	170	600	Paul MILLS	Yamaha -		
IDEAL LAP TIME : 1:24.600		BEST LAP TIME : 1:24.799		DIFFERENCE : 0.199		
LAP	SECTOR 1	SECTOR 2	LAP TIME	MPH	DIFF	TIME OF DAY
1 -		31.431	2:16.464	52.20	51.665	18:16:53.185
2 -	55.081	30.835	1:25.916 (2)	82.92	1.117	18:18:19.101
3 -	55.986	30.071	1:26.057 (3)	82.78	1.258	18:19:45.158
4 -	55.280	29.519	1:24.799 (1)	84.01		18:21:09.957

P23	44	600	James ROBINSON (R)	Honda - CurrentElec		
IDEAL LAP TIME : 1:26.085		BEST LAP TIME : 1:26.127		DIFFERENCE : 0.042		
LAP	SECTOR 1	SECTOR 2	LAP TIME	MPH	DIFF	TIME OF DAY
1 -		31.054	2:16.401	52.23	50.274	18:16:53.122
2 -	57.054	30.173	1:27.227 (3)	81.67	1.100	18:18:20.349
3 -	57.005	29.882	1:26.887 (2)	81.99	0.760	18:19:47.236
4 -	56.203	29.924	1:26.127 (1)	82.72		18:21:13.363

P24	606	600	Jake ANDERTON (R)	Honda - CurrentElec Limited		
IDEAL LAP TIME : 1:26.537		BEST LAP TIME : 1:26.632		DIFFERENCE : 0.095		
LAP	SECTOR 1	SECTOR 2	LAP TIME	MPH	DIFF	TIME OF DAY
1 -		30.585	2:16.519	52.18	49.887	18:16:53.240
2 -	56.621	30.017	1:26.638 (2)	82.23	0.006	18:18:19.878
3 -	57.224	30.679	1:27.903 (3)	81.05	1.271	18:19:47.781
4 -	56.520	30.112	1:26.632 (1)	82.24		18:21:14.413

P25	187	600	David TREVEIL (R)	Yamaha -		
IDEAL LAP TIME : 1:26.439		BEST LAP TIME : 1:26.740		DIFFERENCE : 0.301		
LAP	SECTOR 1	SECTOR 2	LAP TIME	MPH	DIFF	TIME OF DAY
1 -		31.274	2:17.987	51.63	51.247	18:16:54.708
2 -	56.558	30.432	1:26.990 (2)	81.90	0.250	18:18:21.698
3 -	56.669	30.604	1:27.273 (3)	81.63	0.533	18:19:48.971
4 -	56.007	30.733	1:26.740 (1)	82.13		18:21:15.711

P26	903	600	Jeremy BONSOR	Kawasaki - Orbro Landscapes		
IDEAL LAP TIME : 1:35.143		BEST LAP TIME : 1:35.330		DIFFERENCE : 0.187		
LAP	SECTOR 1	SECTOR 2	LAP TIME	MPH	DIFF	TIME OF DAY
1 -		32.652	2:25.051	49.11	49.721	18:17:01.772
2 -	1:03.938	33.161	1:37.099 (3)	73.37	1.769	18:18:38.871
3 -	1:02.491	32.839	1:35.330 (1)	74.73		18:20:14.201
4 -	1:03.147	33.069	1:36.216 (2)	74.04	0.886	18:21:50.417

P27	124	600	Sylvie BOTQUELEN	Suzuki -		
IDEAL LAP TIME : 1:36.578		BEST LAP TIME : 1:36.966		DIFFERENCE : 0.388		
LAP	SECTOR 1	SECTOR 2	LAP TIME	MPH	DIFF	TIME OF DAY
1 -		32.593	2:22.491	50.00	45.525	18:16:59.212

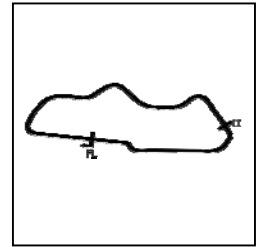
Weather / Track : Cloudy / Dry

Donington Park National
Circuit Length = 1.9790 miles
Start: 18:14 Flag 18:21 End: 18:23

BMCRC - MRO Championships 2019 - Rnd 4 @ Donington Park

L&W Contractors Rookie 1000 & Rookie 600

RACE 12 - SECTOR ANALYSIS



SECTOR 1 = FL to I1, SECTOR 2 = I1 to FL, DIFF = Difference To Personal Best Lap, P = Crossed Finish Line in Pit Lane, D = Time Disallowed

2 -	1:03.985	32.981	1:36.966 (1)	73.47		18:18:36.178
3 -	1:04.098	34.237	1:38.335 (3)	72.45	1.369	18:20:14.513
4 -	1:04.101	33.196	1:37.297 (2)	73.22	0.331	18:21:51.810

P28 526 600 Michael ARMANI		Honda -				
IDEAL LAP TIME : 1:37.404		BEST LAP TIME : 1:37.754				
		DIFFERENCE : 0.350				
LAP	SECTOR 1	SECTOR 2	LAP TIME	MPH	DIFF	TIME OF DAY
1 -		33.891	2:28.406	48.00	50.652	18:17:05.127
2 -	1:05.327	33.970	1:39.297 (2)	71.75	1.543	18:18:44.424
3 -	1:06.319	33.593	1:39.912 (3)	71.30	2.158	18:20:24.336
4 -	1:03.811	33.943	1:37.754 (1)	72.88		18:22:02.090

P29 420 600 Teresa FRITH		Kawasaki -				
IDEAL LAP TIME : 1:46.001		BEST LAP TIME : 1:47.042				
		DIFFERENCE : 1.041				
LAP	SECTOR 1	SECTOR 2	LAP TIME	MPH	DIFF	TIME OF DAY
1 -		35.911	2:34.814	46.02	47.772	18:17:11.535
2 -	1:10.117	37.743	1:47.860 (2)	66.05	0.818	18:18:59.395
3 -	1:11.408	36.879	1:48.287 (3)	65.79	1.245	18:20:47.682
4 -	1:10.090	36.952	1:47.042 (1)	66.55		18:22:34.724

Weather / Track : Cloudy / Dry

Results can be found at www.tsl-timing.com

Page 5 of 5

Donington Park National
 Circuit Length = 1.9790 miles
 Start: 18:14 Flag 18:21 End: 18:23

Printed - 18:25 Saturday, 18 May 2019

BMCRC - MRO Championships 2019 - Rnd 4 @ Donington Park

L&W Contractors Rookie 1000 & Rookie 600

RACE 12 - BEST SECTORS

SECTOR 1			SECTOR 2			IDEAL / BEST COMPARISON						
POS	NO	NAME	TIME	NO	NAME	TIME	POS	NO	NAME	IDEAL	BEST	DIFF
									PERFECT LAP	1:15.127		
1	9	DIXON	49.015	9	DIXON	26.112	1	9	DIXON	1:15.127	1:15.306	0.179
2	71	JENKINS	49.515	71	JENKINS	26.254	2	71	JENKINS	1:15.769	1:15.872	0.103
3	52	FRICKER	49.880	100	FEARN	26.390	3	100	FEARN	1:16.503	1:16.934	0.431
4	12	BLOCH	49.938	168	SUGDEN	26.437	4	12	BLOCH	1:16.649	1:16.649	0.000
5	100	FEARN	50.113	12	BLOCH	26.711	5	52	FRICKER	1:16.919	1:17.378	0.459
6	611	DRAKE	50.375	421	TINSLEY	26.844	6	168	SUGDEN	1:16.979	1:17.263	0.284
7	168	SUGDEN	50.542	611	DRAKE	26.992	7	611	DRAKE	1:17.367	1:17.367	0.000
8	16	VAUGHAN	51.297	16	VAUGHAN	27.012	8	16	VAUGHAN	1:18.309	1:18.309	0.000
9	707	OKEEFFE	51.658	52	FRICKER	27.039	9	707	OKEEFFE	1:18.791	1:18.791	0.000
10	421	TINSLEY	51.989	707	OKEEFFE	27.133	10	421	TINSLEY	1:18.833	1:18.907	0.074
11	119	SMITH	52.135	128	CLARKE	27.593	11	45	SMITH	1:20.142	1:20.142	0.000
12	45	SMITH	52.179	45	SMITH	27.963	12	119	SMITH	1:20.452	1:20.636	0.184
13	128	CLARKE	52.974	119	SMITH	28.317	13	128	CLARKE	1:20.567	1:20.567	0.000
14	104	ROBINSON (R)	53.365	104	ROBINSON (R)	28.377	14	104	ROBINSON (R)	1:21.742	1:21.975	0.233
15	77	LEGGETT	54.187	186	WILKINSON	28.453	15	77	LEGGETT	1:22.866	1:22.866	0.000
16	186	WILKINSON	54.718	77	LEGGETT	28.679	16	186	WILKINSON	1:23.171	1:23.171	0.000
17	170	MILLS	55.081	801	MARSHALL	28.775	17	103	BANWELL (R)	1:24.074	1:24.352	0.278
18	103	BANWELL (R)	55.099	103	BANWELL (R)	28.975	18	624	FEDRICK (R)	1:24.567	1:24.567	0.000
19	61	SYMONDS	55.235	624	FEDRICK (R)	29.185	19	61	SYMONDS	1:24.588	1:24.588	0.000
20	624	FEDRICK (R)	55.382	61	SYMONDS	29.353	20	170	MILLS	1:24.600	1:24.799	0.199
21	187	TREVEIL (R)	56.007	170	MILLS	29.519	21	801	MARSHALL	1:24.880	1:25.028	0.148
22	801	MARSHALL	56.105	711	WRIGHT	29.795	22	44	ROBINSON (R)	1:26.085	1:26.127	0.042
23	44	ROBINSON (R)	56.203	44	ROBINSON (R)	29.882	23	187	TREVEIL (R)	1:26.439	1:26.740	0.301
24	606	ANDERTON (R)	56.520	606	ANDERTON (R)	30.017	24	606	ANDERTON (R)	1:26.537	1:26.632	0.095
25	711	WRIGHT	57.809	187	TREVEIL (R)	30.432	25	711	WRIGHT	1:27.604	1:28.233	0.629
26	903	BONSOR	1:02.491	124	BOTQUELEN	32.593	26	903	BONSOR	1:35.143	1:35.330	0.187
27	526	ARMANI	1:03.811	903	BONSOR	32.652	27	124	BOTQUELEN	1:36.578	1:36.966	0.388
28	124	BOTQUELEN	1:03.985	526	ARMANI	33.593	28	526	ARMANI	1:37.404	1:37.754	0.350
29	420	FRITH	1:10.090	420	FRITH	35.911	29	420	FRITH	1:46.001	1:47.042	1.041
30												
31												

Weather / Track : Cloudy / Dry

Results can be found at www.tsl-timing.com

Donington Park National
 Circuit Length = 1.9790 miles
 Start: 18:14 Flag 18:21 End: 18:23

Printed - 18:24 Saturday, 18 May 2019

BMCRC - MRO Championships 2019 - Rnd 4 @ Donington Park

L&W Contractors Rookie 1000 & Rookie 600

RACE 11 - GRID (10 Laps)



CONTRACTORS LTD

ROW 13	1		1		37	193 Jackson LANGLEY	
ROW 12	36	420 Teresa FRITH 1:47.042	35	526 Michael ARMANI 1:37.754	34	124 Sylvie BOTQUELEN 1:36.966	
ROW 11		33	903 Jeremy BONSOR 1:35.330	32	187 David TREVEIL (R) 1:26.740	31	606 Jake ANDERTON (R) 1:26.632
ROW 10	30	44 James ROBINSON (R) 1:26.127	29	170 Paul MILLS 1:24.799	28	61 Adam SYMONDS 1:24.588	
ROW 9		27	624 Matthew FEDRICK (R) 1:24.567	26	103 Tim BANWELL (R) 1:24.352	25	186 Stephen WILKINSON 1:23.171
ROW 8	24	77 Nathan LEGGETT 1:22.866	23	104 Alex ROBINSON (R) 1:21.975	22	119 Christopher SMITH 1:20.636	
ROW 7		21	16 Tom VAUGHAN 1:18.309	20	52 Elliot FRICKER 1:17.378	19	12 Cedric BLOCH 1:16.649
ROW 6	18		17		16		
ROW 5		15		14		13	841 Shane YOUNG
ROW 4	12	18 Albert WILLSSHER	11	711 Craig WRIGHT 1:28.233	10	801 Stefan MARSHALL 1:25.028	
ROW 3		9	128 Kevin CLARKE 1:20.567	8	45 Glenn SMITH 1:20.142	7	421 Daniel TINSLEY 1:18.907
ROW 2	6	707 Stephen OKEEFFE 1:18.791	5	611 Gary DRAKE 1:17.367	4	168 Shaun SUGDEN 1:17.263	
ROW 1		3	100 James FEARN 1:16.934	2	71 Seb JENKINS 1:15.872	1	9 Luke DIXON 1:15.306

Pole

Donington Park National
Circuit Length = 1.9790 miles

These results are provisional until the conclusion of any judicial and technical matters.

Clerk Of Course :	Timekeeper :
-------------------	--------------

Results can be found at www.tsl-timing.com

Printed - 18:27 Saturday, 18 May 2019



BMCRC - MRO Championships 2019 - Rnd 4 @ Donington Park

L&W Contractors Rookie 1000 & Rookie 600

RACE 11 - CLASSIFICATION



CONTRACTORS LTD

POS	NO	CL	PIC NAME	ENTRY	LAPS	TIME	GAP	DIFF	MPH	BEST	ON
1	9	1000	1 Luke DIXON	BMW -	10	12:36.990			93.93	1:13.628	2
2	71	1000	2 Seb JENKINS	Yamaha - Advertise your business here!	10	12:47.415	10.425	10.425	92.66	1:14.845	2
3	168	1000	3 Shaun SUGDEN	Kawasaki -	10	12:54.606	17.616	7.191	91.80	1:15.600	4
4	100	1000	4 James FEARN	Honda -	10	12:55.861	18.871	1.255	91.65	1:15.401	10
5	611	1000	5 Gary DRAKE	Suzuki -	10	12:56.044	19.054	0.183	91.63	1:15.687	4
6	421	1000	6 Daniel TINSLEY	Yamaha -	10	13:13.562	36.572	17.518	89.60	1:17.474	6
7	12	600	1 Cedric BLOCH	Kawasaki - Brigit's Group & SDC Performance	10	13:28.717	51.727	15.155	87.92	1:15.126	7
8	45	1000	7 Glenn SMITH	Kawasaki -	10	13:32.628	55.638	3.911	87.50	1:19.750	7
9	707*	1000	8 Stephen OKEEFFE	Kawasaki - None	10	13:41.117	1:04.127	8.489	86.60	1:18.822	10
10	841	1000	9 Shane YOUNG	Yamaha -	9	12:37.755	1 Lap	1 Lap	84.44	1:22.116	6
11	128	1000	10 Kevin CLARKE	Suzuki -	9	12:38.136	1 Lap	0.381	84.39	1:19.307	2
12	16	600	2 Tom VAUGHAN	Yamaha -	9	12:45.111	1 Lap	6.975	83.62	1:18.501	3
13	119	600	3 Christopher SMITH	Yamaha -	9	12:51.536	1 Lap	6.425	82.93	1:19.335	3
14	104	600	4 Alex ROBINSON (R)	Honda - Boa	9	12:55.439	1 Lap	3.903	82.51	1:19.647	3
15	44	600	5 James ROBINSON (R)	Honda - CurrentElec	9	13:07.241	1 Lap	11.802	81.27	1:20.481	6
16	77	600	6 Nathan LEGGETT	Yamaha -	9	13:10.310	1 Lap	3.069	80.96	1:20.929	6
17	18	1000	11 Albert WILLSHER	Suzuki - willsher machinery ltd	9	13:10.339	1 Lap	0.029	80.95	1:26.064	9
18	711	1000	12 Craig WRIGHT	Kawasaki -	9	13:11.531	1 Lap	1.192	80.83	1:25.489	2
19	624	600	7 Matthew FEDRICK (R)	Yamaha - Matthew Fedrick farriers Ltd	9	13:12.701	1 Lap	1.170	80.71	1:21.873	7
20	186	600	8 Stephen WILKINSON	Honda -	9	13:14.896	1 Lap	2.195	80.49	1:22.135	6
21	61	600	9 Adam SYMONDS	Yamaha -	9	13:23.912	1 Lap	9.016	79.59	1:21.892	8
22	187	600	10 David TREVEIL (R)	Yamaha -	9	13:28.501	1 Lap	4.589	79.14	1:22.796	8
23	606	600	11 Jake ANDERTON (R)	Honda - CurrentElec Limited	9	13:29.267	1 Lap	0.766	79.06	1:23.799	2
24	170	600	12 Paul MILLS	Yamaha -	9	13:37.108	1 Lap	7.841	78.30	1:23.213	9
25	903	600	13 Jeremy BONSOR	Kawasaki - Orbro Landscapes	8	13:26.197	2 Laps	1 Lap	70.52	1:33.771	5
26	124	600	14 Sylvie BOTQUELEN	Suzuki -	8	13:31.453	2 Laps	5.256	70.07	1:33.308	8
27	526	600	15 Michael ARMANI	Honda -	8	13:35.411	2 Laps	3.958	69.73	1:34.177	5
28	420	600	16 Teresa FRITH	Kawasaki -	7	13:29.346	3 Laps	1 Lap	61.45	1:46.992	7

NOT CLASSIFIED

DNF	801	1000	Stefan MARSHALL	Yamaha -	8	11:26.254	2 Laps	0.000	82.85	1:21.706	6
DNF	52	600	Elliot FRICKER	Honda -	6	8:25.041	4 Laps	2 Laps	84.37	1:16.330	5
DNF	103	600	Tim BANWELL (R)	Yamaha -	0						
DNF	193	600	Jackson LANGLEY	Triumph - J J Racing	0						

FASTEST LAP

9	1000	Luke DIXON	BMW -	2	1:13.628	96.76 mph	155.72 kph
12	600	Cedric BLOCH	Kawasaki - Brigit's Group & SDC Performance	7	1:15.126	94.83 mph	152.62 kph

No. 707 - 10 Second penalty, Yellow flag infringement

Class 1000 - 92.5% of Race Speed = 86.88 mph

Class 600 - 92.5% of Race Speed = 81.32 mph

Donington Park National
Circuit Length = 1.9790 miles
Start: 12:33 Flag 12:45 End: 12:47

Weather / Track : Bright / Dry

These results are provisional until the conclusion of any judicial and technical matters.

Clerk Of Course :	Timekeeper :
-------------------	--------------

Results can be found at www.tsl-timing.com

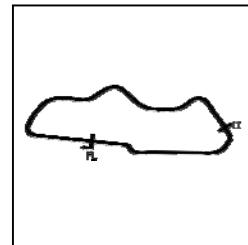
Printed - 12:47 Sunday, 19 May 2019



BMCRC - MRO Championships 2019 - Rnd 4 @ Donington Park

L&W Contractors Rookie 1000 & Rookie 600

RACE 11 - SECTOR ANALYSIS



SECTOR 1 = FL to I1, SECTOR 2 = I1 to FL, DIFF = Difference To Personal Best Lap, P = Crossed Finish Line in Pit Lane, D = Time Disallowed

P1 9 1000 Luke DIXON			BMW -			
IDEAL LAP TIME : 1:13.460		BEST LAP TIME : 1:13.628		DIFFERENCE : 0.168		
LAP	SECTOR 1	SECTOR 2	LAP TIME	MPH	DIFF	TIME OF DAY
1 -			1:19.481	89.63	5.853	12:34:27.934
2 -	47.948	25.680	1:13.628 (1)	96.76		12:35:41.562
3 -	49.589	25.640	1:15.229	94.70	1.601	12:36:56.791
4 -	47.820	26.692	1:14.512 (3)	95.61	0.884	12:38:11.303
5 -	48.888	26.190	1:15.078	94.89	1.450	12:39:26.381
6 -	49.094	25.727	1:14.821	95.22	1.193	12:40:41.202
7 -	48.195	26.645	1:14.840	95.19	1.212	12:41:56.042
8 -	50.187	27.153	1:17.340	92.12	3.712	12:43:13.382
9 -	51.009	26.847	1:17.856	91.51	4.228	12:44:31.238
10 -	48.340	25.865	1:14.205 (2)	96.01	0.577	12:45:45.443

P2 71 1000 Seb JENKINS			Yamaha - Advertise your business here!			
IDEAL LAP TIME : 1:14.368		BEST LAP TIME : 1:14.845		DIFFERENCE : 0.477		
LAP	SECTOR 1	SECTOR 2	LAP TIME	MPH	DIFF	TIME OF DAY
1 -			1:20.071	88.97	5.226	12:34:28.524
2 -	48.419	26.426	1:14.845 (1)	95.19		12:35:43.369
3 -	49.582	26.177	1:15.759	94.04	0.914	12:36:59.128
4 -	49.554	26.009	1:15.563 (3)	94.28	0.718	12:38:14.691
5 -	49.588	25.949	1:15.537 (2)	94.31	0.692	12:39:30.228
6 -	50.875	26.135	1:17.010	92.51	2.165	12:40:47.238
7 -	50.426	26.286	1:16.712	92.87	1.867	12:42:03.950
8 -	50.993	28.401	1:19.394	89.73	4.549	12:43:23.344
9 -	50.195	26.665	1:16.860	92.69	2.015	12:44:40.204
10 -	49.331	26.333	1:15.664	94.16	0.819	12:45:55.868

P3 168 1000 Shaun SUGDEN			Kawasaki -			
IDEAL LAP TIME : 1:15.501		BEST LAP TIME : 1:15.600		DIFFERENCE : 0.099		
LAP	SECTOR 1	SECTOR 2	LAP TIME	MPH	DIFF	TIME OF DAY
1 -			1:21.269	87.66	5.669	12:34:29.722
2 -	49.798	26.524	1:16.322 (2)	93.34	0.722	12:35:46.044
3 -	50.179	26.510	1:16.689 (3)	92.90	1.089	12:37:02.733
4 -	49.727	25.873	1:15.600 (1)	94.24		12:38:18.333
5 -	50.156	27.709	1:17.865	91.49	2.265	12:39:36.198
6 -	50.796	26.650	1:17.446	91.99	1.846	12:40:53.644
7 -	50.325	26.633	1:16.958	92.57	1.358	12:42:10.602
8 -	49.628	27.426	1:17.054	92.46	1.454	12:43:27.656
9 -	51.630	27.003	1:18.633	90.60	3.033	12:44:46.289
10 -	49.913	26.857	1:16.770	92.80	1.170	12:46:03.059

P4 100 1000 James FEARN			Honda -			
IDEAL LAP TIME : 1:15.370		BEST LAP TIME : 1:15.401		DIFFERENCE : 0.031		
LAP	SECTOR 1	SECTOR 2	LAP TIME	MPH	DIFF	TIME OF DAY
1 -			1:22.412	86.45	7.011	12:34:30.865
2 -	50.404	26.186	1:16.590 (3)	93.02	1.189	12:35:47.455
3 -	50.361	27.850	1:18.211	91.09	2.810	12:37:05.666
4 -	49.927	26.404	1:16.331 (2)	93.33	0.930	12:38:21.997
5 -	49.998	26.749	1:16.747	92.83	1.346	12:39:38.744
6 -	51.526	26.843	1:18.369	90.91	2.968	12:40:57.113
7 -	50.703	26.391	1:17.094	92.41	1.693	12:42:14.207
8 -	50.254	26.845	1:17.099	92.40	1.698	12:43:31.306
9 -	50.621	26.986	1:17.607	91.80	2.206	12:44:48.913
10 -	49.184	26.217	1:15.401 (1)	94.49		12:46:04.314

P5 611 1000 Gary DRAKE			Suzuki -			
IDEAL LAP TIME : 1:15.687		BEST LAP TIME : 1:15.687		DIFFERENCE : 0.000		
LAP	SECTOR 1	SECTOR 2	LAP TIME	MPH	DIFF	TIME OF DAY

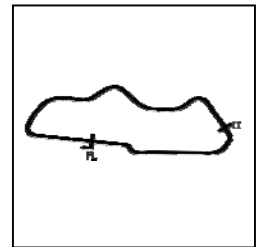
Weather / Track : Bright / Dry

Donington Park National
Circuit Length = 1.9790 miles
Start: 12:33 Flag 12:45 End: 12:47

BMCRC - MRO Championships 2019 - Rnd 4 @ Donington Park

L&W Contractors Rookie 1000 & Rookie 600

RACE 11 - SECTOR ANALYSIS



SECTOR 1 = FL to I1, SECTOR 2 = I1 to FL, DIFF = Difference To Personal Best Lap, P = Crossed Finish Line in Pit Lane, D = Time Disallowed

1 -			1:21.869	87.02	6.182	12:34:30.322
2 -	49.508	26.477	1:15.985 (2)	93.76	0.298	12:35:46.307
3 -	50.239	26.814	1:17.053	92.46	1.366	12:37:03.360
4 -	49.492	26.195	1:15.687 (1)	94.13		12:38:19.047
5 -	49.562	27.891	1:17.453	91.98	1.766	12:39:36.500
6 -	50.694	26.874	1:17.568	91.85	1.881	12:40:54.068
7 -	50.304	26.834	1:17.138	92.36	1.451	12:42:11.206
8 -	49.773	28.181	1:17.954	91.39	2.267	12:43:29.160
9 -	51.419	27.179	1:18.598	90.64	2.911	12:44:47.758
10 -	50.141	26.598	1:16.739 (3)	92.84	1.052	12:46:04.497

P6 421 1000 Daniel TINSLEY			Yamaha -			
IDEAL LAP TIME : 1:17.474		BEST LAP TIME : 1:17.474		DIFFERENCE : 0.000		

LAP	SECTOR 1	SECTOR 2	LAP TIME	MPH	DIFF	TIME OF DAY
1 -			1:25.773	83.06	8.299	12:34:34.226
2 -	52.098	27.352	1:19.450	89.67	1.976	12:35:53.676
3 -	51.723	26.804	1:18.527	90.72	1.053	12:37:12.203
4 -	52.533	26.842	1:19.375	89.75	1.901	12:38:31.578
5 -	51.274	26.619	1:17.893 (3)	91.46	0.419	12:39:49.471
6 -	50.925	26.549	1:17.474 (1)	91.96		12:41:06.945
7 -	50.960	26.880	1:17.840 (2)	91.52	0.366	12:42:24.785
8 -	51.737	27.393	1:19.130	90.03	1.656	12:43:43.915
9 -	51.061	27.429	1:18.490	90.77	1.016	12:45:02.405
10 -	52.630	26.980	1:19.610	89.49	2.136	12:46:22.015

P7 12 600 Cedric BLOCH			Kawasaki - Brigit's Group & SDC Performance			
IDEAL LAP TIME : 1:15.126		BEST LAP TIME : 1:15.126		DIFFERENCE : 0.000		

LAP	SECTOR 1	SECTOR 2	LAP TIME	MPH	DIFF	TIME OF DAY
1 -		27.381	2:02.057	58.37	46.931	12:35:10.510
2 -	49.794	26.903	1:16.697	92.89	1.571	12:36:27.207
3 -	50.444	26.915	1:17.359	92.09	2.233	12:37:44.566
4 -	49.425	27.094	1:16.519	93.10	1.393	12:39:01.085
5 -	50.211	26.700	1:16.911	92.63	1.785	12:40:17.996
6 -	49.274	26.739	1:16.013	93.72	0.887	12:41:34.009
7 -	48.581	26.545	1:15.126 (1)	94.83		12:42:49.135
8 -	48.821	26.703	1:15.524 (2)	94.33	0.398	12:44:04.659
9 -	48.647	26.950	1:15.597 (3)	94.24	0.471	12:45:20.256
10 -	49.098	27.816	1:16.914	92.63	1.788	12:46:37.170

P8 45 1000 Glenn SMITH			Kawasaki -			
IDEAL LAP TIME : 1:19.436		BEST LAP TIME : 1:19.750		DIFFERENCE : 0.314		

LAP	SECTOR 1	SECTOR 2	LAP TIME	MPH	DIFF	TIME OF DAY
1 -			1:27.540	81.38	7.790	12:34:35.993
2 -	52.208	27.612	1:19.820 (3)	89.25	0.070	12:35:55.813
3 -	53.497	27.895	1:21.392	87.53	1.642	12:37:17.205
4 -	52.562	28.939	1:21.501	87.41	1.751	12:38:38.706
5 -	52.757	28.301	1:21.058	87.89	1.308	12:39:59.764
6 -	51.915	28.201	1:20.116	88.92	0.366	12:41:19.880
7 -	51.981	27.769	1:19.750 (1)	89.33		12:42:39.630
8 -	52.856	28.589	1:21.445	87.47	1.695	12:44:01.075
9 -	51.833	27.927	1:19.760 (2)	89.32	0.010	12:45:20.835
10 -	51.824	28.422	1:20.246	88.78	0.496	12:46:41.081

P9 707 1000 Stephen OKEEFFE			Kawasaki - None			
IDEAL LAP TIME : 1:18.235		BEST LAP TIME : 1:18.822		DIFFERENCE : 0.587		

LAP	SECTOR 1	SECTOR 2	LAP TIME	MPH	DIFF	TIME OF DAY
1 -			1:24.285	84.52	5.463	12:34:32.738
2 -	53.165	27.829	1:20.994	87.96	2.172	12:35:53.732
3 -	53.158	27.317	1:20.475 (2)	88.53	1.653	12:37:14.207
4 -	53.656	28.088	1:21.744	87.15	2.922	12:38:35.951

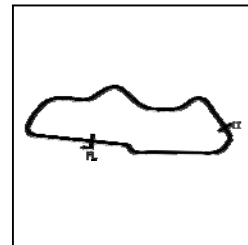
Weather / Track : Bright / Dry

Donington Park National
Circuit Length = 1.9790 miles
Start: 12:33 Flag 12:45 End: 12:47

BMCRC - MRO Championships 2019 - Rnd 4 @ Donington Park

L&W Contractors Rookie 1000 & Rookie 600

RACE 11 - SECTOR ANALYSIS



SECTOR 1 = FL to I1, SECTOR 2 = I1 to FL, DIFF = Difference To Personal Best Lap, P = Crossed Finish Line in Pit Lane, D = Time Disallowed

5 -	52.895	27.741	1:20.636 (3)	88.35	1.814	12:39:56.587
6 -	53.312	28.081	1:21.393	87.53	2.571	12:41:17.980
7 -	53.176	27.761	1:20.937	88.02	2.115	12:42:38.917
8 -	53.280	27.889	1:21.169	87.77	2.347	12:44:00.086
9 -	53.236	27.426	1:20.662	88.32	1.840	12:45:20.748
10 -	50.918	27.904	1:18.822 (1)	90.38		12:46:39.570

P10 841 1000 Shane YOUNG			Yamaha -			
IDEAL LAP TIME : 1:21.978		BEST LAP TIME : 1:22.116		DIFFERENCE : 0.138		

LAP	SECTOR 1	SECTOR 2	LAP TIME	MPH	DIFF	TIME OF DAY
1 -			1:30.662	78.58	8.546	12:34:39.115
2 -	54.821	29.628	1:24.449	84.36	2.333	12:36:03.564
3 -	54.507	29.806	1:24.313	84.50	2.197	12:37:27.877
4 -	54.003	28.966	1:22.969 (3)	85.87	0.853	12:38:50.846
5 -	54.520	29.647	1:24.167	84.64	2.051	12:40:15.013
6 -	53.235	28.881	1:22.116 (1)	86.76		12:41:37.129
7 -	54.388	29.422	1:23.810	85.00	1.694	12:43:00.939
8 -	53.959	29.065	1:23.024	85.81	0.908	12:44:23.963
9 -	53.502	28.743	1:22.245 (2)	86.62	0.129	12:45:46.208

P11 128 1000 Kevin CLARKE			Suzuki -			
IDEAL LAP TIME : 1:19.151		BEST LAP TIME : 1:19.307		DIFFERENCE : 0.156		

LAP	SECTOR 1	SECTOR 2	LAP TIME	MPH	DIFF	TIME OF DAY
1 -			1:25.108	83.71	5.801	12:34:33.561
2 -	52.103	27.204	1:19.307 (1)	89.83		12:35:52.868
3 -	1:19.068	27.602	1:46.670	66.79	27.363	12:37:39.538
4 -	53.209	27.910	1:21.119	87.82	1.812	12:39:00.657
5 -	53.155	27.958	1:21.113	87.83	1.806	12:40:21.770
6 -	54.405	28.138	1:22.543	86.31	3.236	12:41:44.313
7 -	53.203	27.756	1:20.959 (3)	88.00	1.652	12:43:05.272
8 -	53.020	28.493	1:21.513	87.40	2.206	12:44:26.785
9 -	51.947	27.857	1:19.804 (2)	89.27	0.497	12:45:46.589

P12 16 600 Tom VAUGHAN			Yamaha -			
IDEAL LAP TIME : 1:18.478		BEST LAP TIME : 1:18.501		DIFFERENCE : 0.023		

LAP	SECTOR 1	SECTOR 2	LAP TIME	MPH	DIFF	TIME OF DAY
1 -		27.402	2:04.506	57.22	46.005	12:35:12.959
2 -	51.657	27.073	1:18.730 (2)	90.49	0.229	12:36:31.689
3 -	51.680	26.821	1:18.501 (1)	90.75		12:37:50.190
4 -	52.010	26.858	1:18.868 (3)	90.33	0.367	12:39:09.058
5 -	51.698	27.438	1:19.136	90.03	0.635	12:40:28.194
6 -	52.830	28.420	1:21.250	87.68	2.749	12:41:49.444
7 -	52.953	28.432	1:21.385	87.54	2.884	12:43:10.829
8 -	53.303	28.406	1:21.709	87.19	3.208	12:44:32.538
9 -	52.773	28.253	1:21.026	87.93	2.525	12:45:53.564

P13 119 600 Christopher SMITH			Yamaha -			
IDEAL LAP TIME : 1:19.335		BEST LAP TIME : 1:19.335		DIFFERENCE : 0.000		

LAP	SECTOR 1	SECTOR 2	LAP TIME	MPH	DIFF	TIME OF DAY
1 -		28.295	2:05.998	56.54	46.663	12:35:14.451
2 -	51.723	27.783	1:19.506 (2)	89.61	0.171	12:36:33.957
3 -	51.606	27.729	1:19.335 (1)	89.80		12:37:53.292
4 -	51.643	27.951	1:19.594 (3)	89.51	0.259	12:39:12.886
5 -	51.822	28.349	1:20.171	88.86	0.836	12:40:33.057
6 -	52.834	28.191	1:21.025	87.93	1.690	12:41:54.082
7 -	52.359	28.516	1:20.875	88.09	1.540	12:43:14.957
8 -	54.468	28.376	1:22.844	86.00	3.509	12:44:37.801
9 -	53.322	28.866	1:22.188	86.68	2.853	12:45:59.989

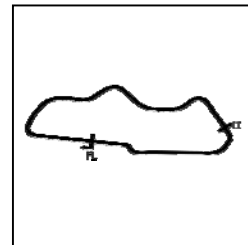
Weather / Track : Bright / Dry

Donington Park National
Circuit Length = 1.9790 miles
Start: 12:33 Flag 12:45 End: 12:47

BMCRC - MRO Championships 2019 - Rnd 4 @ Donington Park

L&W Contractors Rookie 1000 & Rookie 600

RACE 11 - SECTOR ANALYSIS



SECTOR 1 = FL to I1, SECTOR 2 = I1 to FL, DIFF = Difference To Personal Best Lap, P = Crossed Finish Line in Pit Lane, D = Time Disallowed

P14 104 600 Alex ROBINSON (R)			Honda - Boa			
IDEAL LAP TIME : 1:19.647		BEST LAP TIME : 1:19.647		DIFFERENCE : 0.000		
LAP	SECTOR 1	SECTOR 2	LAP TIME	MPH	DIFF	TIME OF DAY
1 -		28.084	2:06.137	56.48	46.490	12:35:14.590
2 -	52.440	27.652	1:20.092 (2)	88.95	0.445	12:36:34.682
3 -	52.102	27.545	1:19.647 (1)	89.45		12:37:54.329
4 -	53.377	28.170	1:21.547	87.36	1.900	12:39:15.876
5 -	53.109	27.923	1:21.032 (3)	87.92	1.385	12:40:36.908
6 -	52.761	28.481	1:21.242	87.69	1.595	12:41:58.150
7 -	53.703	29.741	1:23.444	85.38	3.797	12:43:21.594
8 -	52.906	28.222	1:21.128	87.81	1.481	12:44:42.722
9 -	53.043	28.127	1:21.170	87.77	1.523	12:46:03.892

P15 44 600 James ROBINSON (R)			Honda - CurrentElec			
IDEAL LAP TIME : 1:20.481		BEST LAP TIME : 1:20.481		DIFFERENCE : 0.000		
LAP	SECTOR 1	SECTOR 2	LAP TIME	MPH	DIFF	TIME OF DAY
1 -		28.956	2:12.105	53.93	51.624	12:35:20.558
2 -	53.545	29.514	1:23.059	85.77	2.578	12:36:43.617
3 -	53.853	28.565	1:22.418	86.44	1.937	12:38:06.035
4 -	53.227	27.964	1:21.191 (2)	87.75	0.710	12:39:27.226
5 -	53.978	28.678	1:22.656	86.19	2.175	12:40:49.882
6 -	52.548	27.933	1:20.481 (1)	88.52		12:42:10.363
7 -	52.970	29.272	1:22.242	86.63	1.761	12:43:32.605
8 -	53.012	28.222	1:21.234 (3)	87.70	0.753	12:44:53.839
9 -	52.987	28.868	1:21.855	87.03	1.374	12:46:15.694

P16 77 600 Nathan LEGGETT			Yamaha -			
IDEAL LAP TIME : 1:20.929		BEST LAP TIME : 1:20.929		DIFFERENCE : 0.000		
LAP	SECTOR 1	SECTOR 2	LAP TIME	MPH	DIFF	TIME OF DAY
1 -		28.876	2:12.769	53.66	51.840	12:35:21.222
2 -	55.218	27.893	1:23.111	85.72	2.182	12:36:44.333
3 -	53.699	29.083	1:22.782	86.06	1.853	12:38:07.115
4 -	53.918	28.556	1:22.474	86.38	1.545	12:39:29.589
5 -	53.807	27.839	1:21.646 (3)	87.26	0.717	12:40:51.235
6 -	53.196	27.733	1:20.929 (1)	88.03		12:42:12.164
7 -	53.479	28.286	1:21.765	87.13	0.836	12:43:33.929
8 -	53.674	29.555	1:23.229	85.60	2.300	12:44:57.158
9 -	53.548	28.057	1:21.605 (2)	87.30	0.676	12:46:18.763

P17 18 1000 Albert WILLSSHER			Suzuki - willsher machinery ltd			
IDEAL LAP TIME : 1:25.708		BEST LAP TIME : 1:26.064		DIFFERENCE : 0.356		
LAP	SECTOR 1	SECTOR 2	LAP TIME	MPH	DIFF	TIME OF DAY
1 -			1:33.265	76.39	7.201	12:34:41.718
2 -	56.236	30.358	1:26.594 (2)	82.27	0.530	12:36:08.312
3 -	57.576	30.678	1:28.254	80.72	2.190	12:37:36.566
4 -	57.670	30.436	1:28.106	80.86	2.042	12:39:04.672
5 -	56.751	30.744	1:27.495	81.42	1.431	12:40:32.167
6 -	56.291	30.412	1:26.703 (3)	82.17	0.639	12:41:58.870
7 -	56.219	30.592	1:26.811	82.07	0.747	12:43:25.681
8 -	57.011	30.036	1:27.047	81.84	0.983	12:44:52.728
9 -	55.672	30.392	1:26.064 (1)	82.78		12:46:18.792

P18 711 1000 Craig WRIGHT			Kawasaki -			
IDEAL LAP TIME : 1:25.068		BEST LAP TIME : 1:25.489		DIFFERENCE : 0.421		
LAP	SECTOR 1	SECTOR 2	LAP TIME	MPH	DIFF	TIME OF DAY
1 -			1:33.174	76.46	7.685	12:34:41.627
2 -	55.739	29.750	1:25.489 (1)	83.33		12:36:07.116
3 -	57.158	29.808	1:26.966 (3)	81.92	1.477	12:37:34.082
4 -	57.205	30.524	1:27.729	81.21	2.240	12:39:01.811

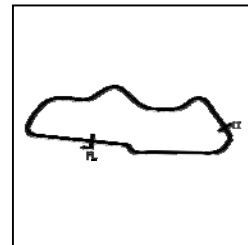
Weather / Track : Bright / Dry

Donington Park National
Circuit Length = 1.9790 miles
Start: 12:33 Flag 12:45 End: 12:47

BMCRC - MRO Championships 2019 - Rnd 4 @ Donington Park

L&W Contractors Rookie 1000 & Rookie 600

RACE 11 - SECTOR ANALYSIS



SECTOR 1 = FL to I1, SECTOR 2 = I1 to FL, DIFF = Difference To Personal Best Lap, P = Crossed Finish Line in Pit Lane, D = Time Disallowed

5 -	58.323	30.111	1:28.434	80.56	2.945	12:40:30.245
6 -	56.813	29.329	1:26.142 (2)	82.70	0.653	12:41:56.387
7 -	56.840	31.579	1:28.419	80.57	2.930	12:43:24.806
8 -	57.382	29.867	1:27.249	81.65	1.760	12:44:52.055
9 -	58.327	29.602	1:27.929	81.02	2.440	12:46:19.984

P19 624 600	Matthew FEDRICK (R)	Yamaha - Matthew Fedrick farriers ltd				
IDEAL LAP TIME : 1:21.856	BEST LAP TIME : 1:21.873	DIFFERENCE : 0.017				
LAP	SECTOR 1	SECTOR 2	LAP TIME	MPH	DIFF	TIME OF DAY

1 -		28.884	2:08.623	55.39	46.750	12:35:17.076
2 -	54.519	28.232	1:22.751 (3)	86.09	0.878	12:36:39.827
3 -	54.986	28.337	1:23.323	85.50	1.450	12:38:03.150
4 -	54.889	28.510	1:23.399	85.42	1.526	12:39:26.549
5 -	54.902	28.812	1:23.714	85.10	1.841	12:40:50.263
6 -	53.707	29.332	1:23.039	85.79	1.166	12:42:13.302
7 -	53.624	28.249	1:21.873 (1)	87.02		12:43:35.175
8 -	55.026	28.573	1:23.599	85.22	1.726	12:44:58.774
9 -	54.039	28.341	1:22.380 (2)	86.48	0.507	12:46:21.154

P20 186 600	Stephen WILKINSON	Honda -				
IDEAL LAP TIME : 1:21.986	BEST LAP TIME : 1:22.135	DIFFERENCE : 0.149				
LAP	SECTOR 1	SECTOR 2	LAP TIME	MPH	DIFF	TIME OF DAY

1 -		28.990	2:10.902	54.42	48.767	12:35:19.355
2 -	54.776	29.355	1:24.131	84.68	1.996	12:36:43.486
3 -	54.022	29.184	1:23.206	85.62	1.071	12:38:06.692
4 -	53.602	28.656	1:22.258 (2)	86.61	0.123	12:39:28.950
5 -	53.884	28.514	1:22.398 (3)	86.46	0.263	12:40:51.348
6 -	53.541	28.594	1:22.135 (1)	86.74		12:42:13.483
7 -	55.107	28.795	1:23.902	84.91	1.767	12:43:37.385
8 -	54.713	28.665	1:23.378	85.44	1.243	12:45:00.763
9 -	54.141	28.445	1:22.586	86.26	0.451	12:46:23.349

P21 61 600	Adam SYMONDS	Yamaha -				
IDEAL LAP TIME : 1:21.354	BEST LAP TIME : 1:21.892	DIFFERENCE : 0.538				
LAP	SECTOR 1	SECTOR 2	LAP TIME	MPH	DIFF	TIME OF DAY

1 -		29.834	2:14.216	53.08	52.324	12:35:22.669
2 -	54.847	30.281	1:25.128	83.69	3.236	12:36:47.797
3 -	54.567	30.048	1:24.615	84.20	2.723	12:38:12.412
4 -	55.465	29.226	1:24.691	84.12	2.799	12:39:37.103
5 -	55.374	28.786	1:24.160	84.65	2.268	12:41:01.263
6 -	53.958	28.388	1:22.346 (2)	86.52	0.454	12:42:23.609
7 -	53.607	29.204	1:22.811 (3)	86.03	0.919	12:43:46.420
8 -	52.966	28.926	1:21.892 (1)	87.00		12:45:08.312
9 -	54.513	29.540	1:24.053	84.76	2.161	12:46:32.365

P22 187 600	David TREVEIL (R)	Yamaha -				
IDEAL LAP TIME : 1:22.796	BEST LAP TIME : 1:22.796	DIFFERENCE : 0.000				
LAP	SECTOR 1	SECTOR 2	LAP TIME	MPH	DIFF	TIME OF DAY

1 -		29.513	2:14.122	53.12	51.326	12:35:22.575
2 -	55.370	29.642	1:25.012	83.80	2.216	12:36:47.587
3 -	54.302	30.787	1:25.089	83.73	2.293	12:38:12.676
4 -	55.517	29.830	1:25.347	83.47	2.551	12:39:38.023
5 -	55.006	29.187	1:24.193	84.62	1.397	12:41:02.216
6 -	54.193	29.479	1:23.672 (3)	85.14	0.876	12:42:25.888
7 -	54.038	29.084	1:23.122 (2)	85.71	0.326	12:43:49.010
8 -	53.847	28.949	1:22.796 (1)	86.05		12:45:11.806
9 -	55.532	29.616	1:25.148	83.67	2.352	12:46:36.954

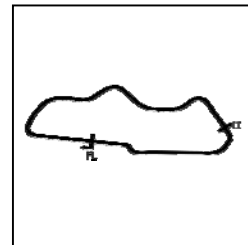
Weather / Track : Bright / Dry

Donington Park National
Circuit Length = 1.9790 miles
Start: 12:33 Flag 12:45 End: 12:47

BMCRC - MRO Championships 2019 - Rnd 4 @ Donington Park

L&W Contractors Rookie 1000 & Rookie 600

RACE 11 - SECTOR ANALYSIS



SECTOR 1 = FL to I1, SECTOR 2 = I1 to FL, DIFF = Difference To Personal Best Lap, P = Crossed Finish Line in Pit Lane, D = Time Disallowed

P23 606 600 Jake ANDERTON (R)			Honda - CurrentElec Limited			
IDEAL LAP TIME : 1:23.237		BEST LAP TIME : 1:23.799		DIFFERENCE : 0.562		
LAP	SECTOR 1	SECTOR 2	LAP TIME	MPH	DIFF	TIME OF DAY
1 -		29.686	2:08.423	55.47	44.624	12:35:16.876
2 -	54.994	28.805	1:23.799 (1)	85.02		12:36:40.675
3 -	55.022	29.665	1:24.687 (3)	84.12	0.888	12:38:05.362
4 -	54.432	29.548	1:23.980 (2)	84.83	0.181	12:39:29.342
5 -	55.501	29.839	1:25.340	83.48	1.541	12:40:54.682
6 -	56.617	29.857	1:26.474	82.39	2.675	12:42:21.156
7 -	55.649	30.168	1:25.817	83.02	2.018	12:43:46.973
8 -	55.439	29.624	1:25.063	83.75	1.264	12:45:12.036
9 -	55.402	30.282	1:25.684	83.15	1.885	12:46:37.720

P24 170 600 Paul MILLS			Yamaha -			
IDEAL LAP TIME : 1:22.193		BEST LAP TIME : 1:23.213		DIFFERENCE : 1.020		
LAP	SECTOR 1	SECTOR 2	LAP TIME	MPH	DIFF	TIME OF DAY
1 -		29.906	2:13.337	53.43	50.124	12:35:21.790
2 -	55.380	28.921	1:24.301 (3)	84.51	1.088	12:36:46.091
3 -	55.441	30.565	1:26.006	82.83	2.793	12:38:12.097
4 -	55.289	29.365	1:24.654	84.16	1.441	12:39:36.751
5 -	57.807	30.221	1:28.028	80.93	4.815	12:41:04.779
6 -	56.666	30.402	1:27.068	81.82	3.855	12:42:31.847
7 -	56.613	29.677	1:26.290	82.56	3.077	12:43:58.137
8 -	55.928	28.283	1:24.211 (2)	84.60	0.998	12:45:22.348
9 -	53.910	29.303	1:23.213 (1)	85.61		12:46:45.561

P25 903 600 Jeremy BONSOR			Kawasaki - Orbro Landscapes			
IDEAL LAP TIME : 1:33.039		BEST LAP TIME : 1:33.771		DIFFERENCE : 0.732		
LAP	SECTOR 1	SECTOR 2	LAP TIME	MPH	DIFF	TIME OF DAY
1 -		33.162	2:23.910	49.50	50.139	12:35:32.363
2 -	1:01.951	31.928	1:33.879 (2)	75.89	0.108	12:37:06.242
3 -	1:01.881	32.445	1:34.326 (3)	75.53	0.555	12:38:40.568
4 -	1:02.533	32.491	1:35.024	74.97	1.253	12:40:15.592
5 -	1:01.111	32.660	1:33.771 (1)	75.97		12:41:49.363
6 -	1:01.457	33.395	1:34.852	75.11	1.081	12:43:24.215
7 -	1:01.785	32.852	1:34.637	75.28	0.866	12:44:58.852
8 -	1:02.252	33.546	1:35.798	74.37	2.027	12:46:34.650

P26 124 600 Sylvie BOTQUELEN			Suzuki -			
IDEAL LAP TIME : 1:32.946		BEST LAP TIME : 1:33.308		DIFFERENCE : 0.362		
LAP	SECTOR 1	SECTOR 2	LAP TIME	MPH	DIFF	TIME OF DAY
1 -		32.333	2:20.984	50.53	47.676	12:35:29.437
2 -	1:02.605	33.640	1:36.245	74.02	2.937	12:37:05.682
3 -	1:02.997	32.398	1:35.395	74.68	2.087	12:38:41.077
4 -	1:01.209	33.231	1:34.440 (3)	75.44	1.132	12:40:15.517
5 -	1:02.137	31.869	1:34.006 (2)	75.78	0.698	12:41:49.523
6 -	1:02.220	32.829	1:35.049	74.95	1.741	12:43:24.572
7 -	1:02.065	39.961	1:42.026	69.83	8.718	12:45:06.598
8 -	1:01.571	31.737	1:33.308 (1)	76.35		12:46:39.906

P27 526 600 Michael ARMANI			Honda -			
IDEAL LAP TIME : 1:33.656		BEST LAP TIME : 1:34.177		DIFFERENCE : 0.521		
LAP	SECTOR 1	SECTOR 2	LAP TIME	MPH	DIFF	TIME OF DAY
1 -		33.903	2:24.260	49.38	50.083	12:35:32.713
2 -	1:04.042	33.512	1:37.554	73.03	3.377	12:37:10.267
3 -	1:04.261	33.505	1:37.766	72.87	3.589	12:38:48.033
4 -	1:03.342	32.509	1:35.851	74.33	1.674	12:40:23.884
5 -	1:02.178	31.999	1:34.177 (1)	75.65		12:41:58.061
6 -	1:02.618	33.127	1:35.745	74.41	1.568	12:43:33.806

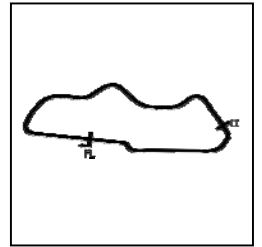
Weather / Track : Bright / Dry

Donington Park National
Circuit Length = 1.9790 miles
Start: 12:33 Flag 12:45 End: 12:47

BMCRC - MRO Championships 2019 - Rnd 4 @ Donington Park

L&W Contractors Rookie 1000 & Rookie 600

RACE 11 - SECTOR ANALYSIS



SECTOR 1 = FL to I1, SECTOR 2 = I1 to FL, DIFF = Difference To Personal Best Lap, P = Crossed Finish Line in Pit Lane, D = Time Disallowed

7 -	1:01.953	32.863	1:34.816 (2)	75.14	0.639	12:45:08.622
8 -	1:01.657	33.585	1:35.242 (3)	74.80	1.065	12:46:43.864

P28 420 600		Teresa FRITH		Kawasaki -			
IDEAL LAP TIME : 1:46.590		BEST LAP TIME : 1:46.992		DIFFERENCE : 0.402			
LAP	SECTOR 1	SECTOR 2	LAP TIME	MPH	DIFF	TIME OF DAY	
1 -		38.840	2:36.849	45.42	49.857	12:35:45.302	
2 -	1:11.637	37.032	1:48.669	65.56	1.677	12:37:33.971	
3 -	1:11.808	36.804	1:48.612 (3)	65.59	1.620	12:39:22.583	
4 -	1:11.086	37.367	1:48.453 (2)	65.69	1.461	12:41:11.036	
5 -	1:11.368	38.629	1:49.997	64.77	3.005	12:43:01.033	
6 -	1:11.468	38.306	1:49.774	64.90	2.782	12:44:50.807	
7 -	1:09.786	37.206	1:46.992 (1)	66.59		12:46:37.799	

P29 801 1000		Stefan MARSHALL		Yamaha -			
IDEAL LAP TIME : 1:21.706		BEST LAP TIME : 1:21.706		DIFFERENCE : 0.000			
LAP	SECTOR 1	SECTOR 2	LAP TIME	MPH	DIFF	TIME OF DAY	
1 -			1:30.327	78.87	8.621	12:34:38.780	
2 -	54.958	28.366	1:23.324 (3)	85.50	1.618	12:36:02.104	
3 -	55.725	29.464	1:25.189	83.63	3.483	12:37:27.293	
4 -	54.217	28.432	1:22.649 (2)	86.20	0.943	12:38:49.942	
5 -	55.052	28.837	1:23.889	84.92	2.183	12:40:13.831	
6 -	53.680	28.026	1:21.706 (1)	87.19		12:41:35.537	
7 -	55.184	30.347	1:25.531	83.29	3.825	12:43:01.068	
8 -	56.564	IN PIT	1:33.639 P	76.08	11.933	12:44:34.707	

P30 52 600		Elliot FRICKER		Honda -			
IDEAL LAP TIME : 1:16.124		BEST LAP TIME : 1:16.330		DIFFERENCE : 0.206			
LAP	SECTOR 1	SECTOR 2	LAP TIME	MPH	DIFF	TIME OF DAY	
1 -		27.228	2:01.097	58.83	44.767	12:35:09.550	
2 -	50.317	26.865	1:17.182	92.30	0.852	12:36:26.732	
3 -	49.954	26.657	1:16.611 (2)	92.99	0.281	12:37:43.343	
4 -	49.941	26.935	1:16.876 (3)	92.67	0.546	12:39:00.219	
5 -	49.467	26.863	1:16.330 (1)	93.33		12:40:16.549	
6 -	50.152	26.793	1:16.945	92.59	0.615	12:41:33.494	

BMCRC - MRO Championships 2019 - Rnd 4 @ Donington Park

L&W Contractors Rookie 1000 & Rookie 600

RACE 11 - BEST SECTORS

SECTOR 1			SECTOR 2			IDEAL / BEST COMPARISON						
POS	NO	NAME	TIME	NO	NAME	TIME	POS	NO	NAME	IDEAL	BEST	DIFF
									PERFECT LAP	1:13.460		
1	9	DIXON	47.820	9	DIXON	25.640	1	9	DIXON	1:13.460	1:13.628	0.168
2	71	JENKINS	48.419	168	SUGDEN	25.873	2	71	JENKINS	1:14.368	1:14.845	0.477
3	12	BLOCH	48.581	71	JENKINS	25.949	3	12	BLOCH	1:15.126	1:15.126	0.000
4	100	FEARN	49.184	100	FEARN	26.186	4	100	FEARN	1:15.370	1:15.401	0.031
5	52	FRICKER	49.467	611	DRAKE	26.195	5	168	SUGDEN	1:15.501	1:15.600	0.099
6	611	DRAKE	49.492	12	BLOCH	26.545	6	611	DRAKE	1:15.687	1:15.687	0.000
7	168	SUGDEN	49.628	421	TINSLEY	26.549	7	52	FRICKER	1:16.124	1:16.330	0.206
8	707	OKEEFFE	50.918	52	FRICKER	26.657	8	421	TINSLEY	1:17.474	1:17.474	0.000
9	421	TINSLEY	50.925	16	VAUGHAN	26.821	9	707	OKEEFFE	1:18.235	1:18.822	0.587
10	119	SMITH	51.606	128	CLARKE	27.204	10	16	VAUGHAN	1:18.478	1:18.501	0.023
11	16	VAUGHAN	51.657	707	OKEEFFE	27.317	11	128	CLARKE	1:19.151	1:19.307	0.156
12	45	SMITH	51.824	104	ROBINSON (R)	27.545	12	119	SMITH	1:19.335	1:19.335	0.000
13	128	CLARKE	51.947	45	SMITH	27.612	13	45	SMITH	1:19.436	1:19.750	0.314
14	104	ROBINSON (R)	52.102	119	SMITH	27.729	14	104	ROBINSON (R)	1:19.647	1:19.647	0.000
15	44	ROBINSON (R)	52.548	77	LEGGETT	27.733	15	44	ROBINSON (R)	1:20.481	1:20.481	0.000
16	61	SYMONDS	52.966	44	ROBINSON (R)	27.933	16	77	LEGGETT	1:20.929	1:20.929	0.000
17	77	LEGGETT	53.196	801	MARSHALL	28.026	17	61	SYMONDS	1:21.354	1:21.892	0.538
18	841	YOUNG	53.235	624	FEDRICK (R)	28.232	18	801	MARSHALL	1:21.706	1:21.706	0.000
19	186	WILKINSON	53.541	170	MILLS	28.283	19	624	FEDRICK (R)	1:21.856	1:21.873	0.017
20	624	FEDRICK (R)	53.624	61	SYMONDS	28.388	20	841	YOUNG	1:21.978	1:22.116	0.138
21	801	MARSHALL	53.680	186	WILKINSON	28.445	21	186	WILKINSON	1:21.986	1:22.135	0.149
22	187	TREVEIL (R)	53.847	841	YOUNG	28.743	22	170	MILLS	1:22.193	1:23.213	1.020
23	170	MILLS	53.910	606	ANDERTON (R)	28.805	23	187	TREVEIL (R)	1:22.796	1:22.796	0.000
24	606	ANDERTON (R)	54.432	187	TREVEIL (R)	28.949	24	606	ANDERTON (R)	1:23.237	1:23.799	0.562
25	18	WILLSHER	55.672	711	WRIGHT	29.329	25	711	WRIGHT	1:25.068	1:25.489	0.421
26	711	WRIGHT	55.739	18	WILLSHER	30.036	26	18	WILLSHER	1:25.708	1:26.064	0.356
27	903	BONSOR	1:01.111	124	BOTQUELEN	31.737	27	124	BOTQUELEN	1:32.946	1:33.308	0.362
28	124	BOTQUELEN	1:01.209	903	BONSOR	31.928	28	903	BONSOR	1:33.039	1:33.771	0.732
29	526	ARMANI	1:01.657	526	ARMANI	31.999	29	526	ARMANI	1:33.656	1:34.177	0.521
30	420	FRITH	1:09.786	420	FRITH	36.804	30	420	FRITH	1:46.590	1:46.992	0.402
31												
32												

Weather / Track : Bright / Dry

Results can be found at www.tsl-timing.com

Donington Park National
 Circuit Length = 1.9790 miles
 Start: 12:33 Flag 12:45 End: 12:47

Printed - 12:49 Sunday, 19 May 2019

BMCRC - MRO Championships 2019 - Rnd 4 @ Donington Park

L&W Contractors Rookie 1000 & Rookie 600

RACE 22 - GRID (10 Laps)



CONTRACTORS LTD

ROW 11	1	32	193 Jackson LANGLEY	31	103 Tim BANWELL (R)		
ROW 10	30	1:46.992	420 Teresa FRITH	29	1:34.177 526 Michael ARMANI	28	1:33.771 903 Jeremy BONSOR
ROW 9	27	1:33.308	124 Sylvie BOTQUELEN	26	1:23.799 606 Jake ANDERTON (R)	25	1:23.213 170 Paul MILLS
ROW 8	24	1:22.796	187 David TREVEIL (R)	23	1:22.135 186 Stephen WILKINSON	22	1:21.892 61 Adam SYMONDS
ROW 7	21	1:21.873	624 Matthew FEDRICK (R)	20	1:20.929 77 Nathan LEGGETT	19	1:20.481 44 James ROBINSON (R)
ROW 6	18	1:19.647	104 Alex ROBINSON (R)	17	1:19.335 119 Christopher SMITH	16	1:18.501 16 Tom VAUGHAN
ROW 5	15	1:16.330	52 Elliot FRICKER	14	1:15.126 12 Cedric BLOCH	13	1:26.064 18 Albert WILLISHER
ROW 4	12	1:25.489	711 Craig WRIGHT	11	1:22.116 841 Shane YOUNG	10	1:21.706 801 Stefan MARSHALL
ROW 3	9	1:19.750	45 Glenn SMITH	8	1:19.307 128 Kevin CLARKE	7	1:18.822 707 Stephen OKEEFFE
ROW 2	6	1:17.474	421 Daniel TINSLEY	5	1:15.687 611 Gary DRAKE	4	1:15.600 168 Shaun SUGDEN
ROW 1	3	1:15.401	100 James FEARN	2	1:14.845 71 Seb JENKINS	1	1:13.628 9 Luke DIXON
Pole							

Donington Park National
Circuit Length = 1.9790 miles

These results are provisional until the conclusion of any judicial and technical matters.

Clerk Of Course :	Timekeeper :
-------------------	--------------

Results can be found at www.tsl-timing.com

Printed - 12:51 Sunday, 19 May 2019



BMCRC - MRO Championships 2019 - Rnd 4 @ Donington Park

L&W Contractors Rookie 1000 & Rookie 600

RACE 22 - CLASSIFICATION



CONTRACTORS LTD

POS	NO	CL	PIC NAME	ENTRY	LAPS	TIME	GAP	DIFF	MPH	BEST	ON
1	9	1000	1 Luke DIXON	BMW -	10	12:34.728			94.21	1:14.424	2
2	71	1000	2 Seb JENKINS	Yamaha - Advertise your business here!	10	12:36.739	2.011	2.011	93.96	1:14.434	2
3	168	1000	3 Shaun SUGDEN	Kawasaki -	10	12:47.348	12.620	10.609	92.66	1:15.008	4
4	100	1000	4 James FEARN	Honda -	10	13:02.560	27.832	15.212	90.86	1:17.133	4
5	421	1000	5 Daniel TINSLEY	Yamaha -	10	13:08.745	34.017	6.185	90.15	1:17.060	2
6	707	1000	6 Stephen OKEEFFE	Kawasaki - None	10	13:08.983	34.255	0.238	90.12	1:17.435	7
7	45	1000	7 Glenn SMITH	Kawasaki -	10	13:33.678	58.950	24.695	87.39	1:19.671	10
8	128	1000	8 Kevin CLARKE	Suzuki -	10	13:35.287	1:00.559	1.609	87.22	1:19.765	6
9	801	1000	9 Stefan MARSHALL	Yamaha -	10	13:36.445	1:01.717	1.158	87.09	1:19.775	8
10	12	600	1 Cedric BLOCH	Kawasaki - Brigit's Group & SDC Performance	10	13:51.915	1:17.187	15.470	85.47	1:17.861	3
11	841	1000	10 Shane YOUNG	Yamaha -	9	12:36.219	1 Lap	1 Lap	84.61	1:21.546	2
12	16	600	2 Tom VAUGHAN	Yamaha -	9	12:43.331	1 Lap	7.112	83.82	1:18.173	8
13	119	600	3 Christopher SMITH	Yamaha -	9	12:49.492	1 Lap	6.161	83.15	1:19.029	5
14	61	600	4 Adam SYMONDS	Yamaha -	9	13:14.145	1 Lap	24.653	80.57	1:22.293	7
15	624	600	5 Matthew FEDRICK (R)	Yamaha - Matthew Fedrick farriers ltd	9	13:18.207	1 Lap	4.062	80.16	1:22.372	2
16	711	1000	11 Craig WRIGHT	Kawasaki -	9	13:19.012	1 Lap	0.805	80.08	1:27.462	4
17	77	600	6 Nathan LEGGETT	Yamaha -	9	13:24.392	1 Lap	5.380	79.54	1:23.013	2
18	170	600	7 Paul MILLS	Yamaha -	9	13:24.399	1 Lap	0.007	79.54	1:23.241	4
19	187	600	8 David TREVEIL (R)	Yamaha -	9	13:32.935	1 Lap	8.536	78.70	1:24.032	7
20	124	600	9 Sylvie BOTQUELEN	Suzuki -	8	13:26.859	2 Laps	1 Lap	70.47	1:32.481	4
21	903	600	10 Jeremy BONSOR	Kawasaki - Orbro Landscapes	8	13:40.065	2 Laps	13.206	69.33	1:35.484	3
22	526	600	11 Michael ARMANI	Honda -	8	13:56.843	2 Laps	16.778	67.94	1:37.296	4

FASTEST LAP

9	1000	Luke DIXON	BMW -	2	1:14.424	95.73 mph	154.06 kph
12	600	Cedric BLOCH	Kawasaki - Brigit's Group & SDC Performance	3	1:17.861	91.50 mph	147.26 kph

Class 1000 - 92.5% of Race Speed = 87.14 mph

Class 600 - 92.5% of Race Speed = 79.05 mph

Weather / Track : Cloudy / Dry

These results are provisional until the conclusion of any judicial and technical matters.

Donington Park National
Circuit Length = 1.9790 miles
Start: 16:28 Flag 16:40 End: 16:42

Clerk Of Course :	Timekeeper :
-------------------	--------------

Results can be found at www.tsl-timing.com

Printed - 16:43 Sunday, 19 May 2019



BMCRC - MRO Championships 2019 - Rnd 4 @ Donington Park

L&W Contractors Rookie 1000 & Rookie 600

RACE 22 - LAP CHART

LAP 1 @ 16:29:40.407		
NO	BEHIND	LAP TIME

71		1:20.306
9	0.246	1:20.552
168	0.599	1:20.905
100	2.322	1:22.628
707	2.629	1:22.935
421	4.633	1:24.939
128	5.847	1:26.153
45	6.512	1:26.818
801	7.862	1:28.168
841	8.381	1:28.687
711	13.738	1:34.044
12	42.005	2:02.311
16	44.207	2:04.513
119	46.616	2:06.922
624	48.725	2:09.031
170	50.074	2:10.380
61	50.723	2:11.029
77	52.070	2:12.376
187	52.312	2:12.618
124	1:03.147	2:23.453
903	1:05.065	2:25.371
526	1:05.127	2:25.433

LAP 2 @ 16:30:54.841		
NO	BEHIND	LAP TIME

71		1:14.434
9	0.236	1:14.424
168	2.399	1:16.234
100	5.532	1:17.644
707	6.059	1:17.864
421	7.259	1:17.060
45	12.607	1:20.529
128	13.016	1:21.603
801	14.517	1:21.089
841	15.493	1:21.546
711	27.555	1:28.251
12	46.335	1:18.764
16	49.503	1:19.730
119	52.513	1:20.331
624	56.663	1:22.372
61	59.613	1:23.324
170	1:00.308	1:24.668
77	1:00.649	1:23.013
187	1:02.430	1:24.552

LAP 3 @ 16:32:10.665		
NO	BEHIND	LAP TIME

9		1:15.588
71	0.021	1:15.845
168	3.303	1:16.728
100	8.358	1:18.650
707	9.700	1:19.465
421	10.179	1:18.744
124	1 Lap	1:38.041
903	1 Lap	1:36.626
526	1 Lap	1:38.308
45	18.491	1:21.708
128	18.887	1:21.695
801	20.454	1:21.761
841	23.249	1:23.580
711	39.687	1:27.956

12	48.372	1:17.861
16	52.987	1:19.308
119	57.032	1:20.343
624	1:04.049	1:23.210
61	1:07.226	1:23.437
170	1:08.643	1:24.159
77	1:09.484	1:24.659
187	1:11.899	1:25.293

LAP 4 @ 16:33:25.179		
NO	BEHIND	LAP TIME

9		1:14.514
71	0.423	1:14.916
168	3.797	1:15.008
100	10.977	1:17.133
421	13.877	1:18.212
707	14.148	1:18.962
45	26.822	1:22.845
128	27.518	1:23.145
801	28.947	1:23.007
903	1 Lap	1:35.484
124	1 Lap	1:36.915
841	33.453	1:24.718
526	1 Lap	1:38.425
12	52.578	1:18.720
711	52.635	1:27.462
16	59.570	1:21.097
119	1:01.931	1:19.413
624	1:13.221	1:23.686

LAP 5 @ 16:34:40.634		
NO	BEHIND	LAP TIME

9		1:15.455
71	0.316	1:15.348
61	1 Lap	1:23.114
170	1 Lap	1:23.241
77	1 Lap	1:23.161
168	3.835	1:15.493
187	1 Lap	1:24.905
100	12.839	1:17.317
707	17.400	1:18.707
421	17.490	1:19.068
45	32.242	1:20.875
128	33.118	1:21.055
801	34.076	1:20.584
841	41.543	1:23.545
124	1 Lap	1:32.481
903	1 Lap	1:36.137
12	55.274	1:18.151
526	1 Lap	1:37.296
16	1:05.131	1:21.016
711	1:05.169	1:27.989
119	1:05.505	1:19.029

LAP 6 @ 16:35:55.485		
NO	BEHIND	LAP TIME

9		1:14.851
71	0.526	1:15.061
168	6.814	1:17.830
624	1 Lap	1:24.293
61	1 Lap	1:22.449
170	1 Lap	1:23.812
77	1 Lap	1:23.302

100	15.393	1:17.405
187	1 Lap	1:24.878
421	21.382	1:18.743
707	21.752	1:19.203
45	37.722	1:20.331
128	38.032	1:19.765
801	39.275	1:20.050
841	50.225	1:23.533
12	1:00.061	1:19.638
124	1 Lap	1:33.989
16	1:11.012	1:20.732
119	1:11.536	1:20.882
903	1 Lap	1:36.064

LAP 7 @ 16:37:10.481		
NO	BEHIND	LAP TIME

9		1:14.996
71	0.538	1:15.008
711	1 Lap	1:28.213
168	7.367	1:15.549
526	2 Laps	1:38.321
624	1 Lap	1:22.910
61	1 Lap	1:22.596
100	18.007	1:17.610
170	1 Lap	1:23.364
77	1 Lap	1:23.462
421	24.045	1:17.659
707	24.191	1:17.435
187	1 Lap	1:25.196
128	43.235	1:20.199
45	43.674	1:20.948
801	44.721	1:20.442
841	58.548	1:23.319
12	1:03.546	1:18.481

LAP 8 @ 16:38:25.443		
NO	BEHIND	LAP TIME

9		1:14.962
71	0.939	1:15.363
16	1 Lap	1:19.949
119	1 Lap	1:20.613
168	9.559	1:17.154
124	2 Laps	1:33.808
711	1 Lap	1:28.868
903	2 Laps	1:37.066
100	21.666	1:18.621
61	1 Lap	1:22.293
624	1 Lap	1:24.248
421	27.191	1:18.108
707	28.017	1:18.788
170	1 Lap	1:23.784
77	1 Lap	1:24.732
526	2 Laps	1:37.795
187	1 Lap	1:24.032
45	48.671	1:19.959
128	49.291	1:21.018
801	49.534	1:19.775
12	1:07.521	1:18.937
841	1:07.943	1:24.357

LAP 9 @ 16:39:40.118		
NO	BEHIND	LAP TIME

9		1:14.675
---	--	----------

71	1.442	1:15.178
16	1 Lap	1:18.173
119	1 Lap	1:19.738
168	10.163	1:15.279
100	24.219	1:17.228
711	1 Lap	1:27.861
61	1 Lap	1:22.695
421	31.203	1:18.687
707	31.255	1:17.913
124	2 Laps	1:35.211
624	1 Lap	1:24.252
170	1 Lap	1:24.483
77	1 Lap	1:24.004
903	2 Laps	1:36.125
187	1 Lap	1:25.150
45	53.990	1:19.994
128	55.380	1:20.764
801	56.351	1:21.492
526	2 Laps	1:41.512
12	1:12.094	1:19.248

LAP 10 @ 16:40:54.829		
NO	BEHIND	LAP TIME

9		1:14.711
841	1 Lap	1:22.934
71	2.011	1:15.280
16	1 Lap	1:18.813
168	12.620	1:17.168
119	1 Lap	1:22.221
100	27.832	1:18.324
421	34.017	1:17.525
707	34.255	1:17.711
61	1 Lap	1:23.208
624	1 Lap	1:24.205
711	1 Lap	1:28.368
77	1 Lap	1:25.683
170	1 Lap	1:26.508
124	2 Laps	1:32.961
187	1 Lap	1:26.311
45	58.950	1:19.671
128	1:00.559	1:19.890
801	1:01.717	1:20.077
903	2 Laps	1:37.192
12	1:17.187	1:19.804
526	2 Laps	1:39.753

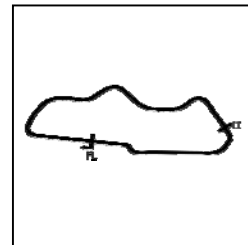
Weather / Track : Cloudy / Dry

Donington Park National
Circuit Length = 1.9790 miles
Start: 16:28 Flag 16:40 End: 16:42

BMCRC - MRO Championships 2019 - Rnd 4 @ Donington Park

L&W Contractors Rookie 1000 & Rookie 600

RACE 22 - SECTOR ANALYSIS



SECTOR 1 = FL to I1, SECTOR 2 = I1 to FL, DIFF = Difference To Personal Best Lap, P = Crossed Finish Line in Pit Lane, D = Time Disallowed

P1 9 1000 Luke DIXON			BMW -			
IDEAL LAP TIME : 1:14.074		BEST LAP TIME : 1:14.424		DIFFERENCE : 0.350		
LAP	SECTOR 1	SECTOR 2	LAP TIME	MPH	DIFF	TIME OF DAY
1 -		26.206	1:20.552	88.44	6.128	16:29:40.653
2 -	48.753	25.671	1:14.424 (1)	95.73		16:30:55.077
3 -	49.704	25.884	1:15.588	94.25	1.164	16:32:10.665
4 -	48.980	25.534	1:14.514 (2)	95.61	0.090	16:33:25.179
5 -	49.250	26.205	1:15.455	94.42	1.031	16:34:40.634
6 -	49.259	25.592	1:14.851	95.18	0.427	16:35:55.485
7 -	48.738	26.258	1:14.996	95.00	0.572	16:37:10.481
8 -	49.052	25.910	1:14.962	95.04	0.538	16:38:25.443
9 -	48.856	25.819	1:14.675 (3)	95.40	0.251	16:39:40.118
10 -	48.540	26.171	1:14.711	95.36	0.287	16:40:54.829

P2 71 1000 Seb JENKINS			Yamaha - Advertise your business here!			
IDEAL LAP TIME : 1:13.988		BEST LAP TIME : 1:14.434		DIFFERENCE : 0.446		
LAP	SECTOR 1	SECTOR 2	LAP TIME	MPH	DIFF	TIME OF DAY
1 -		25.748	1:20.306	88.71	5.872	16:29:40.407
2 -	48.628	25.806	1:14.434 (1)	95.71		16:30:54.841
3 -	50.369	25.476	1:15.845	93.93	1.411	16:32:10.686
4 -	49.556	25.360	1:14.916 (2)	95.10	0.482	16:33:25.602
5 -	49.006	26.342	1:15.348	94.55	0.914	16:34:40.950
6 -	49.339	25.722	1:15.061	94.91	0.627	16:35:56.011
7 -	48.793	26.215	1:15.008 (3)	94.98	0.574	16:37:11.019
8 -	48.879	26.484	1:15.363	94.53	0.929	16:38:26.382
9 -	49.190	25.988	1:15.178	94.77	0.744	16:39:41.560
10 -	49.283	25.997	1:15.280	94.64	0.846	16:40:56.840

P3 168 1000 Shaun SUGDEN			Kawasaki -			
IDEAL LAP TIME : 1:14.776		BEST LAP TIME : 1:15.008		DIFFERENCE : 0.232		
LAP	SECTOR 1	SECTOR 2	LAP TIME	MPH	DIFF	TIME OF DAY
1 -		25.976	1:20.905	88.06	5.897	16:29:41.006
2 -	50.044	26.190	1:16.234	93.45	1.226	16:30:57.240
3 -	50.536	26.192	1:16.728	92.85	1.720	16:32:13.968
4 -	49.041	25.967	1:15.008 (1)	94.98		16:33:28.976
5 -	49.513	25.980	1:15.493 (3)	94.37	0.485	16:34:44.469
6 -	50.471	27.359	1:17.830	91.54	2.822	16:36:02.299
7 -	49.435	26.114	1:15.549	94.30	0.541	16:37:17.848
8 -	49.394	27.760	1:17.154	92.34	2.146	16:38:35.002
9 -	48.809	26.470	1:15.279 (2)	94.64	0.271	16:39:50.281
10 -	50.208	26.960	1:17.168	92.32	2.160	16:41:07.449

P4 100 1000 James FEARN			Honda -			
IDEAL LAP TIME : 1:17.087		BEST LAP TIME : 1:17.133		DIFFERENCE : 0.046		
LAP	SECTOR 1	SECTOR 2	LAP TIME	MPH	DIFF	TIME OF DAY
1 -		26.766	1:22.628	86.22	5.495	16:29:42.729
2 -	51.098	26.546	1:17.644	91.76	0.511	16:31:00.373
3 -	51.318	27.332	1:18.650	90.58	1.517	16:32:19.023
4 -	50.546	26.587	1:17.133 (1)	92.36		16:33:36.156
5 -	50.651	26.666	1:17.317 (3)	92.14	0.184	16:34:53.473
6 -	50.580	26.825	1:17.405	92.04	0.272	16:36:10.878
7 -	50.762	26.848	1:17.610	91.80	0.477	16:37:28.488
8 -	51.946	26.675	1:18.621	90.62	1.488	16:38:47.109
9 -	50.687	26.541	1:17.228 (2)	92.25	0.095	16:40:04.337
10 -	51.091	27.233	1:18.324	90.96	1.191	16:41:22.661

P5 421 1000 Daniel TINSLEY			Yamaha -			
IDEAL LAP TIME : 1:16.933		BEST LAP TIME : 1:17.060		DIFFERENCE : 0.127		
LAP	SECTOR 1	SECTOR 2	LAP TIME	MPH	DIFF	TIME OF DAY

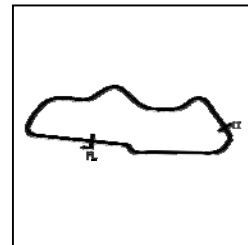
Weather / Track : Cloudy / Dry

Donington Park National
Circuit Length = 1.9790 miles
Start: 16:28 Flag 16:40 End: 16:42

BMCRC - MRO Championships 2019 - Rnd 4 @ Donington Park

L&W Contractors Rookie 1000 & Rookie 600

RACE 22 - SECTOR ANALYSIS



SECTOR 1 = FL to I1, SECTOR 2 = I1 to FL, DIFF = Difference To Personal Best Lap, P = Crossed Finish Line in Pit Lane, D = Time Disallowed

1 -		27.069	1:24.939	83.87	7.879	16:29:45.040
2 -	50.541	26.519	1:17.060 (1)	92.45		16:31:02.100
3 -	50.733	28.011	1:18.744	90.47	1.684	16:32:20.844
4 -	51.686	26.526	1:18.212	91.09	1.152	16:33:39.056
5 -	50.414	28.654	1:19.068	90.10	2.008	16:34:58.124
6 -	51.780	26.963	1:18.743	90.47	1.683	16:36:16.867
7 -	50.801	26.858	1:17.659 (3)	91.74	0.599	16:37:34.526
8 -	50.865	27.243	1:18.108	91.21	1.048	16:38:52.634
9 -	51.503	27.184	1:18.687	90.54	1.627	16:40:11.321
10 -	50.985	26.540	1:17.525 (2)	91.90	0.465	16:41:28.846

LAP	SECTOR 1	SECTOR 2	LAP TIME	MPH	DIFF	TIME OF DAY
-----	----------	----------	----------	-----	------	-------------

P6 707 1000 Stephen OKEEFFE

Kawasaki - None

IDEAL LAP TIME : 1:16.821

BEST LAP TIME : 1:17.435

DIFFERENCE : 0.614

1 -		26.658	1:22.935	85.90	5.500	16:29:43.036
2 -	51.452	26.412	1:17.864 (3)	91.50	0.429	16:31:00.900
3 -	50.970	28.495	1:19.465	89.65	2.030	16:32:20.365
4 -	51.759	27.203	1:18.962	90.22	1.527	16:33:39.327
5 -	51.973	26.734	1:18.707	90.52	1.272	16:34:58.034
6 -	52.515	26.688	1:19.203	89.95	1.768	16:36:17.237
7 -	50.555	26.880	1:17.435 (1)	92.00		16:37:34.672
8 -	51.326	27.462	1:18.788	90.42	1.353	16:38:53.460
9 -	51.256	26.657	1:17.913	91.44	0.478	16:40:11.373
10 -	51.445	26.266	1:17.711 (2)	91.68	0.276	16:41:29.084

LAP	SECTOR 1	SECTOR 2	LAP TIME	MPH	DIFF	TIME OF DAY
-----	----------	----------	----------	-----	------	-------------

P7 45 1000 Glenn SMITH

Kawasaki -

IDEAL LAP TIME : 1:19.398

BEST LAP TIME : 1:19.671

DIFFERENCE : 0.273

1 -		27.967	1:26.818	82.06	7.147	16:29:46.919
2 -	52.724	27.805	1:20.529	88.47	0.858	16:31:07.448
3 -	53.730	27.978	1:21.708	87.19	2.037	16:32:29.156
4 -	54.408	28.437	1:22.845	85.99	3.174	16:33:52.001
5 -	53.113	27.762	1:20.875	88.09	1.204	16:35:12.876
6 -	52.668	27.663	1:20.331	88.69	0.660	16:36:33.207
7 -	53.198	27.750	1:20.948	88.01	1.277	16:37:54.155
8 -	52.451	27.508	1:19.959 (2)	89.10	0.288	16:39:14.114
9 -	51.890	28.104	1:19.994 (3)	89.06	0.323	16:40:34.108
10 -	52.095	27.576	1:19.671 (1)	89.42		16:41:53.779

LAP	SECTOR 1	SECTOR 2	LAP TIME	MPH	DIFF	TIME OF DAY
-----	----------	----------	----------	-----	------	-------------

P8 128 1000 Kevin CLARKE

Suzuki -

IDEAL LAP TIME : 1:19.366

BEST LAP TIME : 1:19.765

DIFFERENCE : 0.399

1 -		27.685	1:26.153	82.69	6.388	16:29:46.254
2 -	53.571	28.032	1:21.603	87.30	1.838	16:31:07.857
3 -	53.752	27.943	1:21.695	87.21	1.930	16:32:29.552
4 -	54.827	28.318	1:23.145	85.68	3.380	16:33:52.697
5 -	53.019	28.036	1:21.055	87.89	1.290	16:35:13.752
6 -	52.112	27.653	1:19.765 (1)	89.32		16:36:33.517
7 -	52.345	27.854	1:20.199 (3)	88.83	0.434	16:37:53.716
8 -	53.184	27.834	1:21.018	87.93	1.253	16:39:14.734
9 -	52.432	28.332	1:20.764	88.21	0.999	16:40:35.498
10 -	51.713	28.177	1:19.890 (2)	89.18	0.125	16:41:55.388

LAP	SECTOR 1	SECTOR 2	LAP TIME	MPH	DIFF	TIME OF DAY
-----	----------	----------	----------	-----	------	-------------

P9 801 1000 Stefan MARSHALL

Yamaha -

IDEAL LAP TIME : 1:19.251

BEST LAP TIME : 1:19.775

DIFFERENCE : 0.524

1 -		27.663	1:28.168	80.80	8.393	16:29:48.269
2 -	53.124	27.965	1:21.089	87.86	1.314	16:31:09.358
3 -	53.871	27.890	1:21.761	87.13	1.986	16:32:31.119
4 -	54.904	28.103	1:23.007	85.83	3.232	16:33:54.126

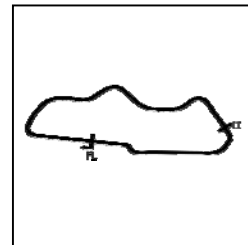
Weather / Track : Cloudy / Dry

Donington Park National
Circuit Length = 1.9790 miles
Start: 16:28 Flag 16:40 End: 16:42

BMCRC - MRO Championships 2019 - Rnd 4 @ Donington Park

L&W Contractors Rookie 1000 & Rookie 600

RACE 22 - SECTOR ANALYSIS



SECTOR 1 = FL to I1, SECTOR 2 = I1 to FL, DIFF = Difference To Personal Best Lap, P = Crossed Finish Line in Pit Lane, D = Time Disallowed

5 -	53.114	27.470	1:20.584	88.41	0.809	16:35:14.710
6 -	52.413	27.637	1:20.050 (2)	89.00	0.275	16:36:34.760
7 -	53.277	27.165	1:20.442	88.56	0.667	16:37:55.202
8 -	52.086	27.689	1:19.775 (1)	89.30		16:39:14.977
9 -	52.971	28.521	1:21.492	87.42	1.717	16:40:36.469
10 -	52.226	27.851	1:20.077 (3)	88.97	0.302	16:41:56.546

P10	12 600	Cedric BLOCH	Kawasaki - Brigit's Group & SDC Performance			
IDEAL LAP TIME : 1:17.629		BEST LAP TIME : 1:17.861	DIFFERENCE : 0.232			

LAP	SECTOR 1	SECTOR 2	LAP TIME	MPH	DIFF	TIME OF DAY
1 -		27.751	2:02.311	58.25	44.450	16:30:22.412
2 -	51.222	27.542	1:18.764	90.45	0.903	16:31:41.176
3 -	50.759	27.102	1:17.861 (1)	91.50		16:32:59.037
4 -	51.114	27.606	1:18.720	90.50	0.859	16:34:17.757
5 -	50.527	27.624	1:18.151 (2)	91.16	0.290	16:35:35.908
6 -	51.792	27.846	1:19.638	89.46	1.777	16:36:55.546
7 -	51.009	27.472	1:18.481 (3)	90.78	0.620	16:38:14.027
8 -	51.414	27.523	1:18.937	90.25	1.076	16:39:32.964
9 -	51.451	27.797	1:19.248	89.90	1.387	16:40:52.212
10 -	51.322	28.482	1:19.804	89.27	1.943	16:42:12.016

P11	841 1000	Shane YOUNG	Yamaha -			
IDEAL LAP TIME : 1:21.546		BEST LAP TIME : 1:21.546	DIFFERENCE : 0.000			

LAP	SECTOR 1	SECTOR 2	LAP TIME	MPH	DIFF	TIME OF DAY
1 -		28.818	1:28.687	80.33	7.141	16:29:48.788
2 -	53.059	28.487	1:21.546 (1)	87.36		16:31:10.334
3 -	53.900	29.680	1:23.580	85.24	2.034	16:32:33.914
4 -	55.182	29.536	1:24.718	84.09	3.172	16:33:58.632
5 -	54.482	29.063	1:23.545	85.27	1.999	16:35:22.177
6 -	54.666	28.867	1:23.533	85.29	1.987	16:36:45.710
7 -	53.927	29.392	1:23.319 (3)	85.51	1.773	16:38:09.029
8 -	55.082	29.275	1:24.357	84.45	2.811	16:39:33.386
9 -	53.871	29.063	1:22.934 (2)	85.90	1.388	16:40:56.320

P12	16 600	Tom VAUGHAN	Yamaha -			
IDEAL LAP TIME : 1:18.173		BEST LAP TIME : 1:18.173	DIFFERENCE : 0.000			

LAP	SECTOR 1	SECTOR 2	LAP TIME	MPH	DIFF	TIME OF DAY
1 -		27.356	2:04.513	57.21	46.340	16:30:24.614
2 -	52.405	27.325	1:19.730	89.35	1.557	16:31:44.344
3 -	52.050	27.258	1:19.308 (3)	89.83	1.135	16:33:03.652
4 -	53.215	27.882	1:21.097	87.85	2.924	16:34:24.749
5 -	53.011	28.005	1:21.016	87.94	2.843	16:35:45.765
6 -	53.637	27.095	1:20.732	88.25	2.559	16:37:06.497
7 -	52.734	27.215	1:19.949	89.11	1.776	16:38:26.446
8 -	51.133	27.040	1:18.173 (1)	91.13		16:39:44.619
9 -	51.655	27.158	1:18.813 (2)	90.39	0.640	16:41:03.432

P13	119 600	Christopher SMITH	Yamaha -			
IDEAL LAP TIME : 1:19.029		BEST LAP TIME : 1:19.029	DIFFERENCE : 0.000			

LAP	SECTOR 1	SECTOR 2	LAP TIME	MPH	DIFF	TIME OF DAY
1 -		28.700	2:06.922	56.13	47.893	16:30:27.023
2 -	52.324	28.007	1:20.331	88.69	1.302	16:31:47.354
3 -	52.462	27.881	1:20.343	88.67	1.314	16:33:07.697
4 -	51.587	27.826	1:19.413 (2)	89.71	0.384	16:34:27.110
5 -	51.532	27.497	1:19.029 (1)	90.15		16:35:46.139
6 -	52.949	27.933	1:20.882	88.08	1.853	16:37:07.021
7 -	52.803	27.810	1:20.613	88.38	1.584	16:38:27.634
8 -	51.549	28.189	1:19.738 (3)	89.35	0.709	16:39:47.372
9 -	53.318	28.903	1:22.221	86.65	3.192	16:41:09.593

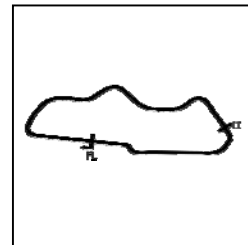
Weather / Track : Cloudy / Dry

Donington Park National
Circuit Length = 1.9790 miles
Start: 16:28 Flag 16:40 End: 16:42

BMCRC - MRO Championships 2019 - Rnd 4 @ Donington Park

L&W Contractors Rookie 1000 & Rookie 600

RACE 22 - SECTOR ANALYSIS



SECTOR 1 = FL to I1, SECTOR 2 = I1 to FL, DIFF = Difference To Personal Best Lap, P = Crossed Finish Line in Pit Lane, D = Time Disallowed

P14 61 600 Adam SYMONDS			Yamaha -			
IDEAL LAP TIME : 1:21.686		BEST LAP TIME : 1:22.293		DIFFERENCE : 0.607		
LAP	SECTOR 1	SECTOR 2	LAP TIME	MPH	DIFF	TIME OF DAY
1 -		29.053	2:11.029	54.37	48.736	16:30:31.130
2 -	54.242	29.082	1:23.324	85.50	1.031	16:31:54.454
3 -	54.536	28.901	1:23.437	85.38	1.144	16:33:17.891
4 -	54.475	28.639	1:23.114	85.72	0.821	16:34:41.005
5 -	53.405	29.044	1:22.449 (2)	86.41	0.156	16:36:03.454
6 -	54.217	28.379	1:22.596 (3)	86.25	0.303	16:37:26.050
7 -	54.012	28.281	1:22.293 (1)	86.57		16:38:48.343
8 -	53.646	29.049	1:22.695	86.15	0.402	16:40:11.038
9 -	54.680	28.528	1:23.208	85.62	0.915	16:41:34.246

P15 624 600 Matthew FEDRICK (R)			Yamaha - Matthew Fedrick farriers ltd			
IDEAL LAP TIME : 1:22.372		BEST LAP TIME : 1:22.372		DIFFERENCE : 0.000		
LAP	SECTOR 1	SECTOR 2	LAP TIME	MPH	DIFF	TIME OF DAY
1 -		28.810	2:09.031	55.21	46.659	16:30:29.132
2 -	54.083	28.289	1:22.372 (1)	86.49		16:31:51.504
3 -	54.668	28.542	1:23.210 (3)	85.62	0.838	16:33:14.714
4 -	54.617	29.069	1:23.686	85.13	1.314	16:34:38.400
5 -	55.080	29.213	1:24.293	84.52	1.921	16:36:02.693
6 -	54.325	28.585	1:22.910 (2)	85.93	0.538	16:37:25.603
7 -	55.548	28.700	1:24.248	84.56	1.876	16:38:49.851
8 -	55.167	29.085	1:24.252	84.56	1.880	16:40:14.103
9 -	54.805	29.400	1:24.205	84.61	1.833	16:41:38.308

P16 711 1000 Craig WRIGHT			Kawasaki -			
IDEAL LAP TIME : 1:27.181		BEST LAP TIME : 1:27.462		DIFFERENCE : 0.281		
LAP	SECTOR 1	SECTOR 2	LAP TIME	MPH	DIFF	TIME OF DAY
1 -		30.418	1:34.044	75.75	6.582	16:29:54.145
2 -	57.396	30.855	1:28.251	80.73	0.789	16:31:22.396
3 -	58.028	29.928	1:27.956 (3)	81.00	0.494	16:32:50.352
4 -	57.309	30.153	1:27.462 (1)	81.45		16:34:17.814
5 -	58.117	29.872	1:27.989	80.97	0.527	16:35:45.803
6 -	58.055	30.158	1:28.213	80.76	0.751	16:37:14.016
7 -	58.616	30.252	1:28.868	80.17	1.406	16:38:42.884
8 -	57.782	30.079	1:27.861 (2)	81.08	0.399	16:40:10.745
9 -	57.890	30.478	1:28.368	80.62	0.906	16:41:39.113

P17 77 600 Nathan LEGGETT			Yamaha -			
IDEAL LAP TIME : 1:22.190		BEST LAP TIME : 1:23.013		DIFFERENCE : 0.823		
LAP	SECTOR 1	SECTOR 2	LAP TIME	MPH	DIFF	TIME OF DAY
1 -		29.110	2:12.376	53.82	49.363	16:30:32.477
2 -	53.867	29.146	1:23.013 (1)	85.82		16:31:55.490
3 -	56.336	28.323	1:24.659	84.15	1.646	16:33:20.149
4 -	54.532	28.629	1:23.161 (2)	85.67	0.148	16:34:43.310
5 -	54.546	28.756	1:23.302 (3)	85.52	0.289	16:36:06.612
6 -	54.699	28.763	1:23.462	85.36	0.449	16:37:30.074
7 -	54.860	29.872	1:24.732	84.08	1.719	16:38:54.806
8 -	54.524	29.480	1:24.004	84.81	0.991	16:40:18.810
9 -	56.397	29.286	1:25.683	83.15	2.670	16:41:44.493

P18 170 600 Paul MILLS			Yamaha -			
IDEAL LAP TIME : 1:23.207		BEST LAP TIME : 1:23.241		DIFFERENCE : 0.034		
LAP	SECTOR 1	SECTOR 2	LAP TIME	MPH	DIFF	TIME OF DAY
1 -		28.717	2:10.380	54.64	47.139	16:30:30.481
2 -	54.819	29.849	1:24.668	84.14	1.427	16:31:55.149
3 -	55.406	28.753	1:24.159	84.65	0.918	16:33:19.308
4 -	54.566	28.675	1:23.241 (1)	85.59		16:34:42.549

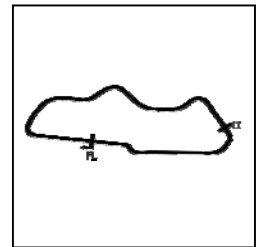
Weather / Track : Cloudy / Dry

Donington Park National
Circuit Length = 1.9790 miles
Start: 16:28 Flag 16:40 End: 16:42

BMCRC - MRO Championships 2019 - Rnd 4 @ Donington Park

L&W Contractors Rookie 1000 & Rookie 600

RACE 22 - SECTOR ANALYSIS



SECTOR 1 = FL to I1, SECTOR 2 = I1 to FL, DIFF = Difference To Personal Best Lap, P = Crossed Finish Line in Pit Lane, D = Time Disallowed

5 -	54.852	28.960	1:23.812	85.00	0.571	16:36:06.361
6 -	54.723	28.641	1:23.364 (2)	85.46	0.123	16:37:29.725
7 -	54.744	29.040	1:23.784 (3)	85.03	0.543	16:38:53.509
8 -	55.594	28.889	1:24.483	84.33	1.242	16:40:17.992
9 -	56.951	29.557	1:26.508	82.35	3.267	16:41:44.500

P19 187 600	David TREVEIL (R)	Yamaha -				
IDEAL LAP TIME : 1:24.016	BEST LAP TIME : 1:24.032	DIFFERENCE : 0.016				
LAP	SECTOR 1	SECTOR 2	LAP TIME	MPH	DIFF	TIME OF DAY

1 -		29.790	2:12.618	53.72	48.586	16:30:32.719
2 -	55.016	29.536	1:24.552 (2)	84.26	0.520	16:31:57.271
3 -	56.062	29.231	1:25.293	83.53	1.261	16:33:22.564
4 -	55.284	29.621	1:24.905	83.91	0.873	16:34:47.469
5 -	55.540	29.338	1:24.878 (3)	83.93	0.846	16:36:12.347
6 -	55.607	29.589	1:25.196	83.62	1.164	16:37:37.543
7 -	55.032	29.000	1:24.032 (1)	84.78		16:39:01.575
8 -	55.961	29.189	1:25.150	83.67	1.118	16:40:26.725
9 -	57.173	29.138	1:26.311	82.54	2.279	16:41:53.036

P20 124 600	Sylvie BOTQUELEN	Suzuki -				
IDEAL LAP TIME : 1:32.202	BEST LAP TIME : 1:32.481	DIFFERENCE : 0.279				
LAP	SECTOR 1	SECTOR 2	LAP TIME	MPH	DIFF	TIME OF DAY

1 -		33.331	2:23.453	49.66	50.972	16:30:43.554
2 -	1:04.527	33.514	1:38.041	72.67	5.560	16:32:21.595
3 -	1:04.763	32.152	1:36.915	73.51	4.434	16:33:58.510
4 -	1:00.835	31.646	1:32.481 (1)	77.03		16:35:30.991
5 -	1:02.292	31.697	1:33.989	75.80	1.508	16:37:04.980
6 -	1:02.003	31.805	1:33.808 (3)	75.94	1.327	16:38:38.788
7 -	1:02.512	32.699	1:35.211	74.83	2.730	16:40:13.999
8 -	1:01.594	31.367	1:32.961 (2)	76.64	0.480	16:41:46.960

P21 903 600	Jeremy BONSOR	Kawasaki - Orbro Landscapes				
IDEAL LAP TIME : 1:35.121	BEST LAP TIME : 1:35.484	DIFFERENCE : 0.363				
LAP	SECTOR 1	SECTOR 2	LAP TIME	MPH	DIFF	TIME OF DAY

1 -		33.627	2:25.371	49.00	49.887	16:30:45.472
2 -	1:03.552	33.074	1:36.626	73.73	1.142	16:32:22.098
3 -	1:02.934	32.550	1:35.484 (1)	74.61		16:33:57.582
4 -	1:03.350	32.787	1:36.137	74.10	0.653	16:35:33.719
5 -	1:02.782	33.282	1:36.064 (2)	74.16	0.580	16:37:09.783
6 -	1:03.426	33.640	1:37.066	73.39	1.582	16:38:46.849
7 -	1:02.571	33.554	1:36.125 (3)	74.11	0.641	16:40:22.974
8 -	1:03.633	33.559	1:37.192	73.30	1.708	16:42:00.166

P22 526 600	Michael ARMANI	Honda -				
IDEAL LAP TIME : 1:36.939	BEST LAP TIME : 1:37.296	DIFFERENCE : 0.357				
LAP	SECTOR 1	SECTOR 2	LAP TIME	MPH	DIFF	TIME OF DAY

1 -		33.878	2:25.433	48.98	48.137	16:30:45.534
2 -	1:04.478	33.830	1:38.308 (3)	72.47	1.012	16:32:23.842
3 -	1:05.236	33.189	1:38.425	72.38	1.129	16:34:02.267
4 -	1:04.230	33.066	1:37.296 (1)	73.22		16:35:39.563
5 -	1:04.033	34.288	1:38.321	72.46	1.025	16:37:17.884
6 -	1:03.873	33.922	1:37.795 (2)	72.85	0.499	16:38:55.679
7 -	1:06.456	35.056	1:41.512	70.18	4.216	16:40:37.191
8 -	1:05.681	34.072	1:39.753	71.42	2.457	16:42:16.944

Weather / Track : Cloudy / Dry

Donington Park National
Circuit Length = 1.9790 miles
Start: 16:28 Flag 16:40 End: 16:42

BMCRC - MRO Championships 2019 - Rnd 4 @ Donington Park

L&W Contractors Rookie 1000 & Rookie 600

RACE 22 - BEST SECTORS

		SECTOR 1		SECTOR 2		IDEAL / BEST COMPARISON						
POS	NO	NAME	TIME	NO	NAME	TIME	POS	NO	NAME	IDEAL	BEST	DIFF
									PERFECT LAP	1:13.900		
1	9	DIXON	48.540	71	JENKINS	25.360	1	71	JENKINS	1:13.988	1:14.434	0.446
2	71	JENKINS	48.628	9	DIXON	25.534	2	9	DIXON	1:14.074	1:14.424	0.350
3	168	SUGDEN	48.809	168	SUGDEN	25.967	3	168	SUGDEN	1:14.776	1:15.008	0.232
4	421	TINSLEY	50.414	707	OKEEFFE	26.266	4	707	OKEEFFE	1:16.821	1:17.435	0.614
5	12	BLOCH	50.527	421	TINSLEY	26.519	5	421	TINSLEY	1:16.933	1:17.060	0.127
6	100	FEARN	50.546	100	FEARN	26.541	6	100	FEARN	1:17.087	1:17.133	0.046
7	707	OKEEFFE	50.555	16	VAUGHAN	27.040	7	12	BLOCH	1:17.629	1:17.861	0.232
8	16	VAUGHAN	51.133	12	BLOCH	27.102	8	16	VAUGHAN	1:18.173	1:18.173	0.000
9	119	SMITH	51.532	801	MARSHALL	27.165	9	119	SMITH	1:19.029	1:19.029	0.000
10	128	CLARKE	51.713	119	SMITH	27.497	10	801	MARSHALL	1:19.251	1:19.775	0.524
11	45	SMITH	51.890	45	SMITH	27.508	11	128	CLARKE	1:19.366	1:19.765	0.399
12	801	MARSHALL	52.086	128	CLARKE	27.653	12	45	SMITH	1:19.398	1:19.671	0.273
13	841	YOUNG	53.059	61	SYMONDS	28.281	13	841	YOUNG	1:21.546	1:21.546	0.000
14	61	SYMONDS	53.405	624	FEDRICK (R)	28.289	14	61	SYMONDS	1:21.686	1:22.293	0.607
15	77	LEGGETT	53.867	77	LEGGETT	28.323	15	77	LEGGETT	1:22.190	1:23.013	0.823
16	624	FEDRICK (R)	54.083	841	YOUNG	28.487	16	624	FEDRICK (R)	1:22.372	1:22.372	0.000
17	170	MILLS	54.566	170	MILLS	28.641	17	170	MILLS	1:23.207	1:23.241	0.034
18	187	TREVEIL (R)	55.016	187	TREVEIL (R)	29.000	18	187	TREVEIL (R)	1:24.016	1:24.032	0.016
19	711	WRIGHT	57.309	711	WRIGHT	29.872	19	711	WRIGHT	1:27.181	1:27.462	0.281
20	124	BOTQUELEN	1:00.835	124	BOTQUELEN	31.367	20	124	BOTQUELEN	1:32.202	1:32.481	0.279
21	903	BONSOR	1:02.571	903	BONSOR	32.550	21	903	BONSOR	1:35.121	1:35.484	0.363
22	526	ARMANI	1:03.873	526	ARMANI	33.066	22	526	ARMANI	1:36.939	1:37.296	0.357

Weather / Track : Cloudy / Dry

Donington Park National
 Circuit Length = 1.9790 miles
 Start: 16:28 Flag 16:40 End: 16:42

Results can be found at www.tsl-timing.com

Printed - 16:43 Sunday, 19 May 2019

BMCRC-MRO Championships 2019



RKB-F1
MOTORSPORT

 **Breitenbach**
Rennsportbeläge

 **PAGID**
RACING
THE DIFFERENCE IN BRAKING

RKB / BMCRC F1 & F2 SIDECARS

Donington Park National

18th/19th May 2019



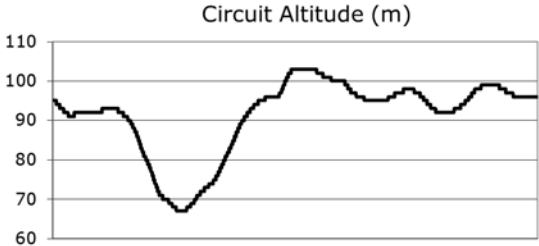
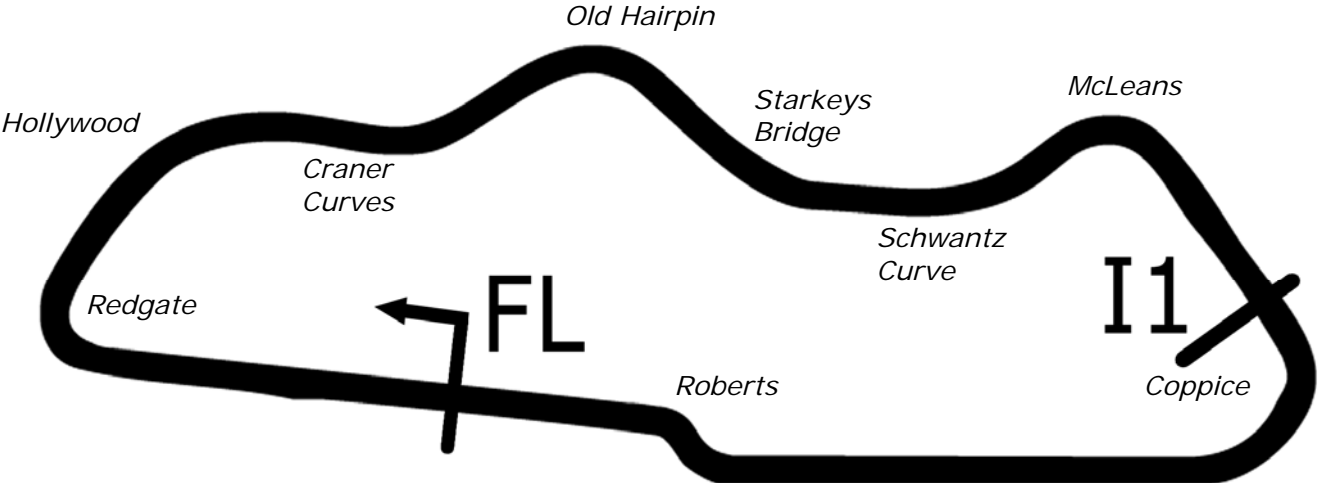
Results Provided by Timing Solutions Ltd
www.tsl-timing.com

Donington Park National



SPORTS TIMING

TIMING SOLUTIONS LTD



Length	1.9790 miles	3185.0 m	
FL		52.82971 N	1.37867 W
I1	2096m	52.82978 N	1.36508 W
Pit Entry	3100m	52.82951 N	1.37832 W
Pit Exit	229m after FL	52.82996 N	1.38205 W
Pit Entry–Pit Exit 287m, 17.2s @60kph, 12.9s @80kph			

All results available at www.tsl-timing.com

BMCRC - MRO Championships 2019 - Rnd 4 @ Donington Park

RKB-BMCRC F1 & F2 Sidecars

FREE PRACTICE - CLASSIFICATION

POS	NO	CL	PIC NAME	ENTRY	TIME	ON	LAPS	GAP	DIFF	MPH
1	58	F1	1 KIRK/ SMITHIES	LCR Yamaha -	1:22.669	8	9			86.18
2	35	F2	1 REEVES / THOMAS	DDM Suzuki -	1:23.743	8	9	1.074	1.074	85.07
3	52	F1	2 PHILP / ALLUM	LCR - Powerbiking	1:24.930	6	7	2.261	1.187	83.88
4	181	F1	3 BELL / ANDERSON	LCR Yamaha - Marin Motorsport	1:27.120	8	9	4.451	2.190	81.77
5	128	F1	4 HORTON / BUXTON	Wintec Suzuki -	1:28.372	7	8	5.703	1.252	80.62
6	18	F2	2 BLACKWOOD / BLACKWOOD	Shelbourne Honda -	1:29.339	5	8	6.670	0.967	79.74
7	32	F1	5 HORSPOLE / CONNELL	LCR - Baker Plant Hire	1:29.729	5	6	7.060	0.390	79.40
8	37*	F1	6 KNIGHT / ROSTRON	LCR Suzuki -	1:29.994	4	4	7.325	0.265	79.16
9	137	F2	3 MORPHET / RYDER	LCR Suzuki -	1:30.001	7	8	7.332	0.007	79.16
10	103	F2	4 LEBLOND / COUILLARD	SGR - Optimark Road Racing Team	1:30.736	7	8	8.067	0.735	78.52
11	6	F2	5 BELLABY / GRISTWOOD	DDM Suzuki - Gristwood & Toms	1:31.487	8	8	8.818	0.751	77.87
12	412	F1	7 PETTIS / PHILLIPS	RSR KTM - Performance technical	1:33.716	8	8	11.047	2.229	76.02
13	118	F1	8 BICKNELL / ENSOR	LCR Kawasaki -	1:33.842	6	6	11.173	0.126	75.92
14	76	F2	6 STREET / CHARLESWORTH	MRE Suzuki -	1:33.982	8	8	11.313	0.140	75.80
15	108	F2	7 LEBLOND / STAINTON	SGR -	1:34.356	7	8	11.687	0.374	75.50
16	167	F2	8 PETTMAN / ROBINSON	Windle Yamaha -	1:35.143	7	8	12.474	0.787	74.88
17	73	F2	9 GOODIER / STONE	LCR Suzuki - Broof Services	1:36.830	7	7	14.161	1.687	73.57
18	121	F1	9 LAWRENCE / HUGES	LCR Yamaha -	1:37.058	7	7	14.389	0.228	73.40
19	67	F1	10 JEFFREY / WHEELER	Windle - MJP racing	1:40.085	6	7	17.416	3.027	71.18
20	56	F2	10 PAWLEY / HAMMOND	Suzuki -	1:45.357	5	7	22.688	5.272	67.62
21	24	F2	11 BOELSMA / VAN DER BURG	Honda -	1:45.518	5	6	22.849	0.161	67.52
22	74	F1	11 RESTALL / HART	RCN Yamaha -	1:45.550	4	6	22.881	0.032	67.50
23	14	F2	12 BURNS / WINFROW	Honda - MRB Fencing	1:45.578	7	7	22.909	0.028	67.48
24	551	F2	13 STAINTON / LUPTON	LCR - Interfuse Ltd			2			

No. 37 - Please fit a working transponder

Weather / Track : Cloudy / Damp

These results are provisional until the conclusion of any judicial and technical matters.

Donington Park National
Circuit Length = 1.9790 miles
Start: 09:55 Flag 10:08 End: 10:10

Clerk Of Course :	Timekeeper :
-------------------	--------------

Results can be found at www.tsl-timing.com

Printed - 10:11 Saturday, 18 May 2019



BMCR - MRO Championships 2019 - Rnd 4 @ Donington Park

RKB-BMCR F1 & F2 Sidecars

FREE PRACTICE - SECTOR ANALYSIS



SECTOR 1 = FL to I1, SECTOR 2 = I1 to FL, DIFF = Difference To Personal Best Lap, P = Crossed Finish Line in Pit Lane, D = Time Disallowed

P1 58 F1		KIRK/ SMITHIES		LCR Yamaha -		
IDEAL LAP TIME : 1:22.325		BEST LAP TIME : 1:22.669		DIFFERENCE : 0.344		
LAP	SECTOR 1	SECTOR 2	LAP TIME	MPH	DIFF	TIME OF DAY
1 -						09:56:23.133
2 -	1:10.693	32.727	1:43.420	68.89	20.751	09:58:06.553
3 -	1:01.668	30.547	1:32.215	77.26	9.546	09:59:38.768
4 -	56.195	29.213	1:25.408	83.41	2.739	10:01:04.176
5 -	54.855	31.075	1:25.930	82.91	3.261	10:02:30.106
6 -	56.827	30.006	1:26.833	82.04	4.164	10:03:56.939
7 -	56.448	28.879	1:25.327 (3)	83.49	2.658	10:05:22.266
8 -	53.609	29.060	1:22.669 (1)	86.18		10:06:44.935
9 -	55.746	28.716	1:24.462 (2)	84.35	1.793	10:08:09.397

P2 35 F2		REEVES / THOMAS		DDM Suzuki -		
IDEAL LAP TIME : 1:22.384		BEST LAP TIME : 1:23.743		DIFFERENCE : 1.359		
LAP	SECTOR 1	SECTOR 2	LAP TIME	MPH	DIFF	TIME OF DAY
1 -						09:56:20.555
2 -	1:06.669	33.843	1:40.512	70.88	16.769	09:58:01.067
3 -	59.522	31.139	1:30.661	78.58	6.918	09:59:31.728
4 -	56.546	30.238	1:26.784 (3)	82.09	3.041	10:00:58.512
5 -	56.630	31.794	1:28.424	80.57	4.681	10:02:26.936
6 -	59.263	30.494	1:29.757	79.37	6.014	10:03:56.693
7 -	55.251	29.073	1:24.324 (2)	84.49	0.581	10:05:21.017
8 -	53.311	30.432	1:23.743 (1)	85.07		10:06:44.760
9 -	58.830	31.472	1:30.302	78.89	6.559	10:08:15.062

P3 52 F1		PHILP / ALLUM		LCR - Powerbiking		
IDEAL LAP TIME : 1:23.102		BEST LAP TIME : 1:24.930		DIFFERENCE : 1.828		
LAP	SECTOR 1	SECTOR 2	LAP TIME	MPH	DIFF	TIME OF DAY
1 -						09:56:54.512
2 -	1:09.177	33.427	1:42.604	69.43	17.674	09:58:37.116
3 -	1:04.475	31.912	1:36.387	73.91	11.457	10:00:13.503
4 -	1:01.352	32.392	1:33.744 (3)	76.00	8.814	10:01:47.247
5 -	57.317	30.371	1:27.688 (2)	81.24	2.758	10:03:14.935
6 -	55.304	29.626	1:24.930 (1)	83.88		10:04:39.865
7 -	53.476	IN PIT	1:38.996 P	71.96	14.066	10:06:18.861

P4 181 F1		BELL / ANDERSON		LCR Yamaha - Marin Motorsport		
IDEAL LAP TIME : 1:26.585		BEST LAP TIME : 1:27.120		DIFFERENCE : 0.535		
LAP	SECTOR 1	SECTOR 2	LAP TIME	MPH	DIFF	TIME OF DAY
1 -						09:55:59.126
2 -	1:06.108	34.220	1:40.328	71.01	13.208	09:57:39.454
3 -	1:01.617	31.960	1:33.577	76.13	6.457	09:59:13.031
4 -	58.713	31.944	1:30.657	78.58	3.537	10:00:43.688
5 -	59.854	31.947	1:31.801	77.60	4.681	10:02:15.489
6 -	57.986	30.590	1:28.576	80.43	1.456	10:03:44.065
7 -	57.492	30.585	1:28.077 (2)	80.89	0.957	10:05:12.142
8 -	56.780	30.340	1:27.120 (1)	81.77		10:06:39.262
9 -	56.245	31.833	1:28.078 (3)	80.89	0.958	10:08:07.340

P5 128 F1		HORTON / BUXTON		Wintec Suzuki -		
IDEAL LAP TIME : 1:28.372		BEST LAP TIME : 1:28.372		DIFFERENCE : 0.000		
LAP	SECTOR 1	SECTOR 2	LAP TIME	MPH	DIFF	TIME OF DAY
1 -						09:56:46.860
2 -	1:16.276	36.057	1:52.333	63.42	23.961	09:58:39.193
3 -	1:05.121	33.133	1:38.254	72.51	9.882	10:00:17.447
4 -	1:04.104	31.610	1:35.714	74.43	7.342	10:01:53.161
5 -	1:00.661	31.199	1:31.860 (3)	77.55	3.488	10:03:25.021
6 -	59.856	31.824	1:31.680 (2)	77.71	3.308	10:04:56.701

Weather / Track : Cloudy / Damp

Donington Park National
 Circuit Length = 1.9790 miles
 Start: 09:55 Flag 10:08 End: 10:10

BMCRC - MRO Championships 2019 - Rnd 4 @ Donington Park

RKB-BMCRC F1 & F2 Sidecars

FREE PRACTICE - SECTOR ANALYSIS



SECTOR 1 = FL to I1, SECTOR 2 = I1 to FL, DIFF = Difference To Personal Best Lap, P = Crossed Finish Line in Pit Lane, D = Time Disallowed

7 -	57.729	30.643	1:28.372 (1)	80.62		10:06:25.073
8 -	57.866	34.331	1:32.197	77.27	3.825	10:07:57.270

P6 18 F2		BLACKWOOD / BLACKWOOD		Shelbourne Honda -			
IDEAL LAP TIME : 1:29.107		BEST LAP TIME : 1:29.339		DIFFERENCE : 0.232			
LAP	SECTOR 1	SECTOR 2	LAP TIME	MPH	DIFF	TIME OF DAY	
1 -						09:56:25.440	
2 -	1:12.901	36.003	1:48.904	65.42	19.565	09:58:14.344	
3 -	1:03.051	32.445	1:35.496	74.60	6.157	09:59:49.840	
4 -	1:00.425	31.532	1:31.957 (3)	77.47	2.618	10:01:21.797	
5 -	58.459	30.880	1:29.339 (1)	79.74		10:02:51.136	
6 -	59.004	32.162	1:31.166 (2)	78.15	1.827	10:04:22.302	
7 -	1:02.853	31.362	1:34.215	75.62	4.876	10:05:56.517	
8 -	1:04.359	31.794	1:36.153	74.09	6.814	10:07:32.670	

P7 32 F1		HORSPOLE / CONNELL		LCR - Baker Plant Hire			
IDEAL LAP TIME : 1:28.502		BEST LAP TIME : 1:29.729		DIFFERENCE : 1.227			
LAP	SECTOR 1	SECTOR 2	LAP TIME	MPH	DIFF	TIME OF DAY	
1 -						09:56:49.570	
2 -	1:12.661	34.019	1:46.680	66.78	16.951	09:58:36.250	
3 -	1:04.109	31.065	1:35.174 (3)	74.85	5.445	10:00:11.424	
4 -	1:02.112	31.094	1:33.206 (2)	76.43	3.477	10:01:44.630	
5 -	59.529	30.200	1:29.729 (1)	79.40		10:03:14.359	
6 -	58.302	IN PIT	1:36.682 P	73.69	6.953	10:04:51.041	

P8 37 F1		KNIGHT / ROSTRON		LCR Suzuki -			
IDEAL LAP TIME :		BEST LAP TIME : 1:29.994		DIFFERENCE :			
LAP	SECTOR 1	SECTOR 2	LAP TIME	MPH	DIFF	TIME OF DAY	
1 -						10:02:47.573	
2 -			1:34.153 (3)	75.67	4.159	10:04:21.726	
3 -			1:33.072 (2)	76.54	3.078	10:05:54.798	
4 -			1:29.994 (1)	79.16		10:07:24.792	

P9 137 F2		MORPHET / RYDER		LCR Suzuki -			
IDEAL LAP TIME : 1:28.889		BEST LAP TIME : 1:30.001		DIFFERENCE : 1.112			
LAP	SECTOR 1	SECTOR 2	LAP TIME	MPH	DIFF	TIME OF DAY	
1 -						09:56:58.162	
2 -	1:09.931	35.850	1:45.781	67.35	15.780	09:58:43.943	
3 -	1:04.599	33.766	1:38.365	72.43	8.364	10:00:22.308	
4 -	1:00.159	35.383	1:35.542	74.57	5.541	10:01:57.850	
5 -	58.650	31.369	1:30.019 (2)	79.14	0.018	10:03:27.869	
6 -	57.529	33.208	1:30.737 (3)	78.51	0.736	10:04:58.606	
7 -	58.641	31.360	1:30.001 (1)	79.16		10:06:28.607	
8 -	1:00.910	IN PIT	1:37.394 P	73.15	7.393	10:08:06.001	

P10 103 F2		LEBLOND / COUILLARD		SGR - Optimark Road Racing Team			
IDEAL LAP TIME : 1:30.220		BEST LAP TIME : 1:30.736		DIFFERENCE : 0.516			
LAP	SECTOR 1	SECTOR 2	LAP TIME	MPH	DIFF	TIME OF DAY	
1 -						09:56:38.562	
2 -	1:15.065	36.340	1:51.405	63.95	20.669	09:58:29.967	
3 -	1:06.020	35.205	1:41.225	70.38	10.489	10:00:11.192	
4 -	1:04.055	33.891	1:37.946	72.74	7.210	10:01:49.138	
5 -	1:00.511	32.880	1:33.391 (3)	76.28	2.655	10:03:22.529	
6 -	1:01.884	33.632	1:35.516	74.59	4.780	10:04:58.045	
7 -	58.607	32.129	1:30.736 (1)	78.52		10:06:28.781	
8 -	59.913	31.613	1:31.526 (2)	77.84	0.790	10:08:00.307	

Weather / Track : Cloudy / Damp

Donington Park National
Circuit Length = 1.9790 miles
Start: 09:55 Flag 10:08 End: 10:10

BMCR - MRO Championships 2019 - Rnd 4 @ Donington Park

RKB-BMCR F1 & F2 Sidecars

FREE PRACTICE - SECTOR ANALYSIS



SECTOR 1 = FL to I1, SECTOR 2 = I1 to FL, DIFF = Difference To Personal Best Lap, P = Crossed Finish Line in Pit Lane, D = Time Disallowed

P11 6 F2 BELLABY / GRISTWOOD		DDM Suzuki - Gristwood & Toms				
IDEAL LAP TIME : 1:31.487		BEST LAP TIME : 1:31.487		DIFFERENCE : 0.000		
LAP	SECTOR 1	SECTOR 2	LAP TIME	MPH	DIFF	TIME OF DAY
1 -						09:57:16.983
2 -	1:07.374	34.419	1:41.793	69.99	10.306	09:58:58.776
3 -	1:06.881	33.348	1:40.229	71.08	8.742	10:00:39.005
4 -	1:05.444	33.551	1:38.995	71.96	7.508	10:02:18.000
5 -	1:05.670	32.983	1:38.653	72.21	7.166	10:03:56.653
6 -	1:02.228	32.480	1:34.708 (3)	75.22	3.221	10:05:31.361
7 -	1:01.332	32.225	1:33.557 (2)	76.15	2.070	10:07:04.918
8 -	59.928	31.559	1:31.487 (1)	77.87		10:08:36.405

P12 412 F1 PETTIS / PHILLIPS		RSR KTM - Performance technical				
IDEAL LAP TIME : 1:33.716		BEST LAP TIME : 1:33.716		DIFFERENCE : 0.000		
LAP	SECTOR 1	SECTOR 2	LAP TIME	MPH	DIFF	TIME OF DAY
1 -						09:56:43.202
2 -	1:22.692	40.306	2:02.998	57.92	29.282	09:58:46.200
3 -	1:12.824	35.653	1:48.477	65.67	14.761	10:00:34.677
4 -	1:09.122	35.767	1:44.889	67.92	11.173	10:02:19.566
5 -	1:06.787	33.609	1:40.396	70.96	6.680	10:03:59.962
6 -	1:05.864	33.068	1:38.932 (3)	72.01	5.216	10:05:38.894
7 -	1:03.663	33.567	1:37.230 (2)	73.27	3.514	10:07:16.124
8 -	1:02.284	31.432	1:33.716 (1)	76.02		10:08:49.840

P13 118 F1 BICKNELL / ENSOR		LCR Kawasaki -				
IDEAL LAP TIME : 1:33.762		BEST LAP TIME : 1:33.842		DIFFERENCE : 0.080		
LAP	SECTOR 1	SECTOR 2	LAP TIME	MPH	DIFF	TIME OF DAY
1 -		IN PIT			P	10:00:15.273
2 -	OUTLAP	36.971	2:04.104	57.40	30.262	10:02:19.377
3 -	1:08.330	35.539	1:43.869	68.59	10.027	10:04:03.246
4 -	1:06.004	31.949	1:37.953 (3)	72.73	4.111	10:05:41.199
5 -	1:02.265	33.127	1:35.392 (2)	74.68	1.550	10:07:16.591
6 -	1:02.345	31.497	1:33.842 (1)	75.92		10:08:50.433

P14 76 F2 STREET / CHARLESWORTH		MRE Suzuki -				
IDEAL LAP TIME : 1:33.784		BEST LAP TIME : 1:33.982		DIFFERENCE : 0.198		
LAP	SECTOR 1	SECTOR 2	LAP TIME	MPH	DIFF	TIME OF DAY
1 -						09:56:26.634
2 -	1:15.224	37.748	1:52.972	63.06	18.990	09:58:19.606
3 -	1:09.203	37.010	1:46.213	67.07	12.231	10:00:05.819
4 -	1:08.304	35.389	1:43.693	68.70	9.711	10:01:49.512
5 -	1:05.567	34.264	1:39.831	71.36	5.849	10:03:29.343
6 -	1:04.188	33.399	1:37.587 (3)	73.00	3.605	10:05:06.930
7 -	1:02.211	32.799	1:35.010 (2)	74.98	1.028	10:06:41.940
8 -	1:00.985	32.997	1:33.982 (1)	75.80		10:08:15.922

P15 108 F2 LEBLOND / STANTON		SGR -				
IDEAL LAP TIME : 1:34.216		BEST LAP TIME : 1:34.356		DIFFERENCE : 0.140		
LAP	SECTOR 1	SECTOR 2	LAP TIME	MPH	DIFF	TIME OF DAY
1 -						09:56:38.003
2 -	1:15.241	35.902	1:51.143	64.10	16.787	09:58:29.146
3 -	1:06.398	34.579	1:40.977	70.55	6.621	10:00:10.123
4 -	1:04.450	32.864	1:37.314	73.21	2.958	10:01:47.437
5 -	1:01.763	32.990	1:34.753 (3)	75.19	0.397	10:03:22.190
6 -	1:01.996	34.612	1:36.608	73.74	2.252	10:04:58.798
7 -	1:01.495	32.861	1:34.356 (1)	75.50		10:06:33.154
8 -	1:01.355	33.296	1:34.651 (2)	75.27	0.295	10:08:07.805

Weather / Track : Cloudy / Damp

Donington Park National
Circuit Length = 1.9790 miles
Start: 09:55 Flag 10:08 End: 10:10

BMCR - MRO Championships 2019 - Rnd 4 @ Donington Park

RKB-BMCR F1 & F2 Sidecars

FREE PRACTICE - SECTOR ANALYSIS



SECTOR 1 = FL to I1, SECTOR 2 = I1 to FL, DIFF = Difference To Personal Best Lap, P = Crossed Finish Line in Pit Lane, D = Time Disallowed

P16 167 F2		PETTMAN / ROBINSON		Windle Yamaha -			
IDEAL LAP TIME : 1:35.143		BEST LAP TIME : 1:35.143		DIFFERENCE : 0.000			
LAP	SECTOR 1	SECTOR 2	LAP TIME	MPH	DIFF	TIME OF DAY	
1 -						09:56:41.954	
2 -	1:14.294	38.472	1:52.766	63.18	17.623	09:58:34.720	
3 -	1:06.399	34.826	1:41.225	70.38	6.082	10:00:15.945	
4 -	1:04.755	34.376	1:39.131	71.87	3.988	10:01:55.076	
5 -	1:03.523	34.302	1:37.825	72.83	2.682	10:03:32.901	
6 -	1:02.755	33.839	1:36.594 (3)	73.75	1.451	10:05:09.495	
7 -	1:01.644	33.499	1:35.143 (1)	74.88		10:06:44.638	
8 -	1:02.266	33.670	1:35.936 (2)	74.26	0.793	10:08:20.574	

P17 73 F2		GOODIER / STONE		LCR Suzuki - Broof Services			
IDEAL LAP TIME : 1:36.006		BEST LAP TIME : 1:36.830		DIFFERENCE : 0.824			
LAP	SECTOR 1	SECTOR 2	LAP TIME	MPH	DIFF	TIME OF DAY	
1 -						09:56:58.462	
2 -	1:13.969	37.291	1:51.260	64.03	14.430	09:58:49.722	
3 -	1:09.857	35.513	1:45.370	67.61	8.540	10:00:35.092	
4 -	1:09.795	35.700	1:45.495	67.53	8.665	10:02:20.587	
5 -	1:06.787	34.619	1:41.406 (3)	70.25	4.576	10:04:01.993	
6 -	1:04.232	32.762	1:36.994 (2)	73.45	0.164	10:05:38.987	
7 -	1:03.244	33.586	1:36.830 (1)	73.57		10:07:15.817	

P18 121 F1		LAWRENCE / HUGES		LCR Yamaha -			
IDEAL LAP TIME : 1:36.064		BEST LAP TIME : 1:37.058		DIFFERENCE : 0.994			
LAP	SECTOR 1	SECTOR 2	LAP TIME	MPH	DIFF	TIME OF DAY	
1 -						09:56:44.312	
2 -	1:21.913	40.809	2:02.722	58.05	25.664	09:58:47.034	
3 -	1:12.461	38.008	1:50.469	64.49	13.411	10:00:37.503	
4 -	1:08.376	35.369	1:43.745	68.67	6.687	10:02:21.248	
5 -	1:06.933	34.200	1:41.133 (3)	70.44	4.075	10:04:02.381	
6 -	1:04.422	33.323	1:37.745 (2)	72.89	0.687	10:05:40.126	
7 -	1:02.741	34.317	1:37.058 (1)	73.40		10:07:17.184	

P19 67 F1		JEFFREY / WHEELER		Windle - MJP racing			
IDEAL LAP TIME : 1:40.085		BEST LAP TIME : 1:40.085		DIFFERENCE : 0.000			
LAP	SECTOR 1	SECTOR 2	LAP TIME	MPH	DIFF	TIME OF DAY	
1 -						09:56:58.603	
2 -	1:20.484	39.813	2:00.297	59.22	20.212	09:58:58.900	
3 -	1:12.322	35.825	1:48.147	65.87	8.062	10:00:47.047	
4 -	1:08.158	36.259	1:44.417	68.23	4.332	10:02:31.464	
5 -	1:07.545	34.504	1:42.049 (2)	69.81	1.964	10:04:13.513	
6 -	1:05.864	34.221	1:40.085 (1)	71.18		10:05:53.598	
7 -	1:08.335	36.010	1:44.345 (3)	68.27	4.260	10:07:37.943	

P20 56 F2		PAWLEY / HAMMOND		Suzuki -			
IDEAL LAP TIME : 1:43.777		BEST LAP TIME : 1:45.357		DIFFERENCE : 1.580			
LAP	SECTOR 1	SECTOR 2	LAP TIME	MPH	DIFF	TIME OF DAY	
1 -						09:56:34.795	
2 -	1:10.894	37.753	1:48.647	65.57	3.290	09:58:23.442	
3 -	1:09.667	37.686	1:47.353 (3)	66.36	1.996	10:00:10.795	
4 -	1:11.274	35.693	1:46.967 (2)	66.60	1.610	10:01:57.762	
5 -	1:08.084	37.273	1:45.357 (1)	67.62		10:03:43.119	
6 -	1:10.818	36.858	1:47.676	66.16	2.319	10:05:30.795	
7 -	1:10.360	38.418	1:48.778	65.49	3.421	10:07:19.573	

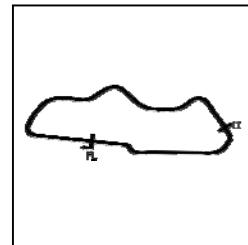
Weather / Track : Cloudy / Damp

Donington Park National
Circuit Length = 1.9790 miles
Start: 09:55 Flag 10:08 End: 10:10

BMCRC - MRO Championships 2019 - Rnd 4 @ Donington Park

RKB-BMCRC F1 & F2 Sidecars

FREE PRACTICE - SECTOR ANALYSIS



SECTOR 1 = FL to I1, SECTOR 2 = I1 to FL, DIFF = Difference To Personal Best Lap, P = Crossed Finish Line in Pit Lane, D = Time Disallowed

P21 24 F2		BOELSMA / VAN DER BURG		Honda -			
IDEAL LAP TIME : 1:43.744		BEST LAP TIME : 1:45.518		DIFFERENCE : 1.774			
LAP	SECTOR 1	SECTOR 2	LAP TIME	MPH	DIFF	TIME OF DAY	
1 -							09:56:57.102
2 -	1:21.215	40.177	2:01.392	58.69	15.874		09:58:58.494
3 -	1:11.404	36.141	1:47.545 (2)	66.24	2.027		10:00:46.039
4 -	1:08.598	40.467	1:49.065 (3)	65.32	3.547		10:02:35.104
5 -	1:09.931	35.587	1:45.518 (1)	67.52			10:04:20.622
6 -	1:08.157	IN PIT	1:58.492 P	60.12	12.974		10:06:19.114

P22 74 F1		RESTALL / HART		RCN Yamaha -			
IDEAL LAP TIME : 1:42.345		BEST LAP TIME : 1:45.550		DIFFERENCE : 3.205			
LAP	SECTOR 1	SECTOR 2	LAP TIME	MPH	DIFF	TIME OF DAY	
1 -							09:56:51.907
2 -	1:20.253	41.590	2:01.843	58.47	16.293		09:58:53.750
3 -	1:14.191	36.311	1:50.502 (3)	64.47	4.952		10:00:44.252
4 -	1:08.918	36.632	1:45.550 (1)	67.50			10:02:29.802
5 -	1:08.916	36.680	1:45.596 (2)	67.47	0.046		10:04:15.398
6 -	1:06.034	IN PIT	1:53.621 P	62.70	8.071		10:06:09.019

P23 14 F2		BURNS / WINFROW		Honda - MRB Fencing			
IDEAL LAP TIME : 1:43.707		BEST LAP TIME : 1:45.578		DIFFERENCE : 1.871			
LAP	SECTOR 1	SECTOR 2	LAP TIME	MPH	DIFF	TIME OF DAY	
1 -							09:56:36.984
2 -	1:19.002	39.633	1:58.635	60.05	13.057		09:58:35.619
3 -	1:12.618	36.726	1:49.344	65.15	3.766		10:00:24.963
4 -	1:12.511	36.176	1:48.687	65.55	3.109		10:02:13.650
5 -	1:11.827	36.133	1:47.960 (2)	65.99	2.382		10:04:01.610
6 -	1:12.962	35.365	1:48.327 (3)	65.76	2.749		10:05:49.937
7 -	1:10.720	34.858	1:45.578 (1)	67.48			10:07:35.515

P24 551 F2		STAINTON / LUPTON		LCR - Interfuse Ltd			
IDEAL LAP TIME :		BEST LAP TIME :		DIFFERENCE :			
LAP	SECTOR 1	SECTOR 2	LAP TIME	MPH	DIFF	TIME OF DAY	
1 -							09:56:34.338
2 -	1:11.037	IN PIT	2:25.780 P	48.87			09:59:00.118

BMCRC - MRO Championships 2019 - Rnd 4 @ Donington Park

RKB-BMCRC F1 & F2 Sidecars

FREE PRACTICE - BEST SECTORS

SECTOR 1			SECTOR 2			IDEAL / BEST COMPARISON						
POS	NO	NAME	TIME	NO	NAME	TIME	POS	NO	NAME	IDEAL	BEST	DIFF
									PERFECT LAP	1:22.027		
1	35	REEVES / THOMAS	53.311	58	KIRK/ SMITHIES	28.716	1	58	KIRK/ SMITHIES	1:22.325	1:22.669	0.344
2	52	PHILP / ALLUM	53.476	35	REEVES / THOMAS	29.073	2	35	REEVES / THOMAS	1:22.384	1:23.743	1.359
3	58	KIRK/ SMITHIES	53.609	52	PHILP / ALLUM	29.626	3	52	PHILP / ALLUM	1:23.102	1:24.930	1.828
4	181	BELL / ANDERSON	56.245	32	HORSPOLE / CONNELL	30.200	4	181	BELL / ANDERSON	1:26.585	1:27.120	0.535
5	137	MORPHET / RYDER	57.529	181	BELL / ANDERSON	30.340	5	128	HORTON / BUXTON	1:28.372	1:28.372	0.000
6	128	HORTON / BUXTON	57.729	128	HORTON / BUXTON	30.643	6	32	HORSPOLE / CONNE	1:28.502	1:29.729	1.227
7	18	BLACKWOOD / BLACKWOOD	58.227	18	BLACKWOOD / BLACKWOOD	30.880	7	137	MORPHET / RYDER	1:28.889	1:30.001	1.112
8	32	HORSPOLE / CONNELL	58.302	137	MORPHET / RYDER	31.360	8	18	BLACKWOOD / BLAC	1:29.107	1:29.339	0.232
9	103	LEBLOND / COUILLARD	58.607	412	PETTIS / PHILLIPS	31.432	9	103	LEBLOND / COUILLA	1:30.220	1:30.736	0.516
10	6	BELLABY / GRISTWOOD	59.928	118	BICKNELL / ENSOR	31.497	10	6	BELLABY / GRISTWC	1:31.487	1:31.487	0.000
11	76	STREET / CHARLESWORTH	1:00.985	6	BELLABY / GRISTWOOD	31.559	11	412	PETTIS / PHILLIPS	1:33.716	1:33.716	0.000
12	108	LEBLOND / STANTON	1:01.355	103	LEBLOND / COUILLARD	31.613	12	118	BICKNELL / ENSOR	1:33.762	1:33.842	0.080
13	167	PETTMAN / ROBINSON	1:01.644	73	GOODIER / STONE	32.762	13	76	STREET / CHARLES\	1:33.784	1:33.982	0.198
14	118	BICKNELL / ENSOR	1:02.265	76	STREET / CHARLESWORTH	32.799	14	108	LEBLOND / STAINTO	1:34.216	1:34.356	0.140
15	412	PETTIS / PHILLIPS	1:02.284	108	LEBLOND / STANTON	32.861	15	167	PETTMAN / ROBINS	1:35.143	1:35.143	0.000
16	121	LAWRENCE / HUGES	1:02.741	121	LAWRENCE / HUGES	33.323	16	73	GOODIER / STONE	1:36.006	1:36.830	0.824
17	73	GOODIER / STONE	1:03.244	167	PETTMAN / ROBINSON	33.499	17	121	LAWRENCE / HUGES	1:36.064	1:37.058	0.994
18	67	JEFFREY / WHEELER	1:05.864	67	JEFFREY / WHEELER	34.221	18	67	JEFFREY / WHEELER	1:40.085	1:40.085	0.000
19	74	RESTALL / HART	1:06.034	14	BURNS / WINFROW	34.858	19	74	RESTALL / HART	1:42.345	1:45.550	3.205
20	56	PAWLEY / HAMMOND	1:08.084	24	BOELSMA / VAN DER BURG	35.587	20	14	BURNS / WINFROW	1:43.707	1:45.578	1.871
21	24	BOELSMA / VAN DER BURG	1:08.157	56	PAWLEY / HAMMOND	35.693	21	24	BOELSMA / VAN DEF	1:43.744	1:45.518	1.774
22	14	BURNS / WINFROW	1:08.849	74	RESTALL / HART	36.311	22	56	PAWLEY / HAMMONI	1:43.777	1:45.357	1.580
23	551	STANTON / LUPTON	1:11.037				23	551	STANTON / LUPTON			
24							24	37	KNIGHT / ROSTRON		1:29.994	

Weather / Track : Cloudy / Damp

Results can be found at www.tsl-timing.com

Donington Park National
 Circuit Length = 1.9790 miles
 Start: 09:55 Flag 10:08 End: 10:10

Printed - 10:12 Saturday, 18 May 2019

BMCRC - MRO Championships 2019 - Rnd 4 @ Donington Park

RKB-BMCRC F1 & F2 Sidecars

QUALIFYING - CLASSIFICATION

POS	NO	CL	PIC NAME	ENTRY	TIME	ON	LAPS	GAP	DIFF	MPH
1	52	F1	1 PHILP / ALLUM	LCR - Powerbiking	1:16.325	8	9			93.34
2	181	F1	2 BELL / ANDERSON	LCR Yamaha - Marin Motorsport	1:18.077	7	9	1.752	1.752	91.25
3	35	F2	1 REEVES / THOMAS	DDM Suzuki -	1:18.126	4	6	1.801	0.049	91.19
4	32	F1	3 HORSPOLE / CONNELL	LCR - Baker Plant Hire	1:18.276	6	7	1.951	0.150	91.01
5	58	F1	4 KIRK/ SMITHIES	LCR Yamaha -	1:18.652	6	8	2.327	0.376	90.58
6	37	F1	5 KNIGHT / ROSTRON	LCR Suzuki -	1:19.136	7	8	2.811	0.484	90.03
7	551	F2	2 STAINTON / LUPTON	LCR - Interfuse Ltd	1:21.297	7	9	4.972	2.161	87.63
8	103	F2	3 LEBLOND / COUILLARD	SGR - Optimark Road Racing Team	1:21.314	6	9	4.989	0.017	87.61
9	128	F1	6 HORTON / BUXTON	Wintec Suzuki -	1:22.417	5	6	6.092	1.103	86.44
10	121	F1	7 LAWRENCE / HUGES	LCR Yamaha -	1:22.806	6	9	6.481	0.389	86.04
11	118	F1	8 BICKNELL / ENSOR	LCR Kawasaki -	1:22.868	7	8	6.543	0.062	85.97
12	137	F2	4 MORPHET / RYDER	LCR Suzuki -	1:23.203	8	8	6.878	0.335	85.62
13	18	F2	5 BLACKWOOD / BLACKWOOD	Shelbourne Honda -	1:24.174	5	6	7.849	0.971	84.64
14	188	F1	9 BEST / SLATER	RSR Suzuki - Ecosse Consulting	1:24.651	8	8	8.326	0.477	84.16
15	108	F2	6 LEBLOND / STAINTON	SGR -	1:24.851	9	9	8.526	0.200	83.96
16	412	F1	10 PETTIS / PHILLIPS	RSR KTM - Performance technical	1:26.294	5	7	9.969	1.443	82.56
17	6	F2	7 BELLABY / GRISTWOOD	DDM Suzuki - Gristwood & Toms	1:28.179	5	8	11.854	1.885	80.79
18	167	F2	8 PETTMAN / ROBINSON	Windle Yamaha -	1:28.640	6	8	12.315	0.461	80.37
19	136	F1	11 EDWARDS / EDWARDS	BMR Suzuki - ECONOMY HEATING SERVICES	1:29.476	7	8	13.151	0.836	79.62
20	67	F1	12 JEFFREY / WHEELER	Windle - MJP racing	1:29.636	7	8	13.311	0.160	79.48
21	76	F2	9 STREET / CHARLESWORTH	MRE Suzuki -	1:30.621	4	8	14.296	0.985	78.62
22	74	F1	13 RESTALL / HART	RCN Yamaha -	1:32.078	4	5	15.753	1.457	77.37
23	24	F2	10 BOELSMA / VAN DER BURG	Honda -	1:37.227	3	6	20.902	5.149	73.27
24	14	F2	11 BURNS / WINFROW	Honda - MRB Fencing	1:37.856	5	7	21.531	0.629	72.80
25	56	F2	12 PAWLEY / HAMMOND	Suzuki -			1			

Weather / Track : Cloudy / Dry

These results are provisional until the conclusion of any judicial and technical matters.

Donington Park National
Circuit Length = 1.9790 miles
Start: 12:24 Flag 12:35 End: 12:37

Clerk Of Course :	Timekeeper :
-------------------	--------------

Results can be found at www.tsl-timing.com

Printed - 12:37 Saturday, 18 May 2019



BMCR - MRO Championships 2019 - Rnd 4 @ Donington Park

RKB-BMCR F1 & F2 Sidecars

QUALIFYING - SECTOR ANALYSIS



SECTOR 1 = FL to I1, SECTOR 2 = I1 to FL, DIFF = Difference To Personal Best Lap, P = Crossed Finish Line in Pit Lane, D = Time Disallowed

P1 52 F1 PHILP / ALLUM		LCR - Powerbiking				
IDEAL LAP TIME : 1:16.325		BEST LAP TIME : 1:16.325		DIFFERENCE : 0.000		
LAP	SECTOR 1	SECTOR 2	LAP TIME	MPH	DIFF	TIME OF DAY
1 -						12:24:38.114
2 -	54.371	29.531	1:23.902	84.91	7.577	12:26:02.016
3 -	50.343	28.476	1:18.819	90.39	2.494	12:27:20.835
4 -	49.676	28.109	1:17.785 (2)	91.59	1.460	12:28:38.620
5 -	50.111	28.217	1:18.328	90.95	2.003	12:29:56.948
6 -	51.476	28.136	1:19.612	89.49	3.287	12:31:16.560
7 -	49.257	28.613	1:17.870 (3)	91.49	1.545	12:32:34.430
8 -	48.807	27.518	1:16.325 (1)	93.34		12:33:50.755
9 -	1:01.026	IN PIT	1:36.417 P	73.89	20.092	12:35:27.172

P2 181 F1 BELL / ANDERSON		LCR Yamaha - Marin Motorsport				
IDEAL LAP TIME : 1:17.721		BEST LAP TIME : 1:18.077		DIFFERENCE : 0.356		
LAP	SECTOR 1	SECTOR 2	LAP TIME	MPH	DIFF	TIME OF DAY
1 -						12:24:38.626
2 -	54.361	29.135	1:23.496	85.32	5.419	12:26:02.122
3 -	51.146	27.965	1:19.111	90.05	1.034	12:27:21.233
4 -	50.528	27.550	1:18.078 (2)	91.25	0.001	12:28:39.311
5 -	51.473	27.943	1:19.416	89.71	1.339	12:29:58.727
6 -	52.100	27.655	1:19.755	89.33	1.678	12:31:18.482
7 -	50.171	27.906	1:18.077 (1)	91.25		12:32:36.559
8 -	50.856	27.739	1:18.595 (3)	90.65	0.518	12:33:55.154
9 -	51.440	27.746	1:19.186	89.97	1.109	12:35:14.340

P3 35 F2 REEVES / THOMAS		DDM Suzuki -				
IDEAL LAP TIME : 1:18.126		BEST LAP TIME : 1:18.126		DIFFERENCE : 0.000		
LAP	SECTOR 1	SECTOR 2	LAP TIME	MPH	DIFF	TIME OF DAY
1 -						12:24:39.542
2 -	54.093	28.629	1:22.722	86.12	4.596	12:26:02.264
3 -	52.487	28.860	1:21.347	87.58	3.221	12:27:23.611
4 -	50.423	27.703	1:18.126 (1)	91.19		12:28:41.737
5 -	52.527	28.304	1:20.831 (3)	88.14	2.705	12:30:02.568
6 -	51.075	27.856	1:18.931 (2)	90.26	0.805	12:31:21.499

P4 32 F1 HORSPOLE / CONNELL		LCR - Baker Plant Hire				
IDEAL LAP TIME : 1:18.276		BEST LAP TIME : 1:18.276		DIFFERENCE : 0.000		
LAP	SECTOR 1	SECTOR 2	LAP TIME	MPH	DIFF	TIME OF DAY
1 -						12:24:41.099
2 -	56.697	28.674	1:25.371	83.45	7.095	12:26:06.470
3 -	52.254	28.241	1:20.495	88.51	2.219	12:27:26.965
4 -	50.885	27.601	1:18.486 (2)	90.77	0.210	12:28:45.451
5 -	51.236	27.877	1:19.113 (3)	90.05	0.837	12:30:04.564
6 -	50.879	27.397	1:18.276 (1)	91.01		12:31:22.840
7 -	53.633	IN PIT	1:31.613 P	77.76	13.337	12:32:54.453

P5 58 F1 KIRK/ SMITHIES		LCR Yamaha -				
IDEAL LAP TIME : 1:17.324		BEST LAP TIME : 1:18.652		DIFFERENCE : 1.328		
LAP	SECTOR 1	SECTOR 2	LAP TIME	MPH	DIFF	TIME OF DAY
1 -						12:24:52.793
2 -	59.162	56.273	1:55.435	61.71	36.783	12:26:48.228
3 -	1:00.901	30.082	1:30.983	78.30	12.331	12:28:19.211
4 -	51.317	27.584	1:18.901 (2)	90.29	0.249	12:29:38.112
5 -	53.215	27.494	1:20.709	88.27	2.057	12:30:58.821
6 -	50.075	28.577	1:18.652 (1)	90.58		12:32:17.473
7 -	55.232	27.677	1:22.909	85.93	4.257	12:33:40.382
8 -	49.830	30.866	1:20.696 (3)	88.28	2.044	12:35:01.078

Weather / Track : Cloudy / Dry

Donington Park National
Circuit Length = 1.9790 miles
Start: 12:24 Flag 12:35 End: 12:37

BMCR - MRO Championships 2019 - Rnd 4 @ Donington Park

RKB-BMCR F1 & F2 Sidecars

QUALIFYING - SECTOR ANALYSIS



SECTOR 1 = FL to I1, SECTOR 2 = I1 to FL, DIFF = Difference To Personal Best Lap, P = Crossed Finish Line in Pit Lane, D = Time Disallowed

P6 37 F1		KNIGHT / ROSTRON		LCR Suzuki -			
IDEAL LAP TIME : 1:19.136		BEST LAP TIME : 1:19.136		DIFFERENCE : 0.000			
LAP	SECTOR 1	SECTOR 2	LAP TIME	MPH	DIFF	TIME OF DAY	
1 -							12:24:59.970
2 -	59.023	31.463	1:30.486	78.73	11.350		12:26:30.456
3 -	56.869	29.160	1:26.029	82.81	6.893		12:27:56.485
4 -	55.789	30.855	1:26.644	82.22	7.508		12:29:23.129
5 -	52.913	28.244	1:21.157 (3)	87.78	2.021		12:30:44.286
6 -	52.396	27.734	1:20.130 (2)	88.91	0.994		12:32:04.416
7 -	51.566	27.570	1:19.136 (1)	90.03			12:33:23.552
8 -	1:04.171	IN PIT	1:56.465 P	61.17	37.329		12:35:20.017

P7 551 F2		STAINTON / LUPTON		LCR - Interfuse Ltd			
IDEAL LAP TIME : 1:21.297		BEST LAP TIME : 1:21.297		DIFFERENCE : 0.000			
LAP	SECTOR 1	SECTOR 2	LAP TIME	MPH	DIFF	TIME OF DAY	
1 -							12:24:48.308
2 -	1:03.304	33.662	1:36.966	73.47	15.669		12:26:25.274
3 -	58.376	30.373	1:28.749	80.27	7.452		12:27:54.023
4 -	55.258	29.583	1:24.841	83.97	3.544		12:29:18.864
5 -	54.016	29.486	1:23.502	85.32	2.205		12:30:42.366
6 -	53.205	28.736	1:21.941 (2)	86.94	0.644		12:32:04.307
7 -	52.750	28.547	1:21.297 (1)	87.63			12:33:25.604
8 -	54.060	28.622	1:22.682	86.16	1.385		12:34:48.286
9 -	53.589	28.854	1:22.443 (3)	86.41	1.146		12:36:10.729

P8 103 F2		LEBLOND / COUILLARD		SGR - Optimark Road Racing Team			
IDEAL LAP TIME : 1:21.314		BEST LAP TIME : 1:21.314		DIFFERENCE : 0.000			
LAP	SECTOR 1	SECTOR 2	LAP TIME	MPH	DIFF	TIME OF DAY	
1 -							12:24:48.199
2 -	1:02.628	30.177	1:32.805	76.77	11.491		12:26:21.004
3 -	54.581	29.952	1:24.533	84.28	3.219		12:27:45.537
4 -	54.009	29.137	1:23.146	85.68	1.832		12:29:08.683
5 -	52.591	29.091	1:21.682 (2)	87.22	0.368		12:30:30.365
6 -	52.262	29.052	1:21.314 (1)	87.61			12:31:51.679
7 -	53.286	29.152	1:22.438 (3)	86.42	1.124		12:33:14.117
8 -	53.480	29.280	1:22.760	86.08	1.446		12:34:36.877
9 -	52.831	30.153	1:22.984	85.85	1.670		12:35:59.861

P9 128 F1		HORTON / BUXTON		Wintec Suzuki -			
IDEAL LAP TIME : 1:22.417		BEST LAP TIME : 1:22.417		DIFFERENCE : 0.000			
LAP	SECTOR 1	SECTOR 2	LAP TIME	MPH	DIFF	TIME OF DAY	
1 -							12:24:48.406
2 -	1:01.519	29.240	1:30.759	78.50	8.342		12:26:19.165
3 -	53.957	29.605	1:23.562	85.26	1.145		12:27:42.727
4 -	54.074	29.071	1:23.145 (3)	85.68	0.728		12:29:05.872
5 -	53.488	28.929	1:22.417 (1)	86.44			12:30:28.289
6 -	53.609	29.408	1:23.017 (2)	85.82	0.600		12:31:51.306

P10 121 F1		LAWRENCE / HUGES		LCR Yamaha -			
IDEAL LAP TIME : 1:22.371		BEST LAP TIME : 1:22.806		DIFFERENCE : 0.435			
LAP	SECTOR 1	SECTOR 2	LAP TIME	MPH	DIFF	TIME OF DAY	
1 -							12:24:52.722
2 -	1:01.250	33.340	1:34.590	75.32	11.784		12:26:27.312
3 -	56.746	32.248	1:28.994	80.05	6.188		12:27:56.306
4 -	55.284	31.724	1:27.008	81.88	4.202		12:29:23.314
5 -	53.418	29.525	1:22.943 (2)	85.89	0.137		12:30:46.257
6 -	53.245	29.561	1:22.806 (1)	86.04			12:32:09.063
7 -	54.099	29.126	1:23.225 (3)	85.60	0.419		12:33:32.288
8 -	56.008	30.070	1:26.078	82.76	3.272		12:34:58.366

Weather / Track : Cloudy / Dry

Donington Park National
Circuit Length = 1.9790 miles
Start: 12:24 Flag 12:35 End: 12:37

BMCR - MRO Championships 2019 - Rnd 4 @ Donington Park

RKB-BMCR F1 & F2 Sidecars

QUALIFYING - SECTOR ANALYSIS



SECTOR 1 = FL to I1, SECTOR 2 = I1 to FL, DIFF = Difference To Personal Best Lap, P = Crossed Finish Line in Pit Lane, D = Time Disallowed

9 - 55.305 31.153 1:26.458 82.40 3.652 12:36:24.824

P11 118 F1		BICKNELL / ENSOR		LCR Kawasaki -			
IDEAL LAP TIME : 1:22.478		BEST LAP TIME : 1:22.868		DIFFERENCE : 0.390			
LAP	SECTOR 1	SECTOR 2	LAP TIME	MPH	DIFF	TIME OF DAY	
1 -						12:24:45.027	
2 -	1:05.048	36.171	1:41.219	70.38	18.351	12:26:26.246	
3 -	1:02.355	32.163	1:34.518	75.37	11.650	12:28:00.764	
4 -	56.174	29.502	1:25.676	83.15	2.808	12:29:26.440	
5 -	56.054	28.944	1:24.998 (3)	83.82	2.130	12:30:51.438	
6 -	56.474	29.346	1:25.820	83.01	2.952	12:32:17.258	
7 -	54.675	28.193	1:22.868 (1)	85.97		12:33:40.126	
8 -	54.285	29.274	1:23.559 (2)	85.26	0.691	12:35:03.685	

P12 137 F2		MORPHET / RYDER		LCR Suzuki -			
IDEAL LAP TIME : 1:21.964		BEST LAP TIME : 1:23.203		DIFFERENCE : 1.239			
LAP	SECTOR 1	SECTOR 2	LAP TIME	MPH	DIFF	TIME OF DAY	
1 -						12:25:00.285	
2 -	59.809	32.678	1:32.487	77.03	9.284	12:26:32.772	
3 -	58.543	31.538	1:30.081	79.09	6.878	12:28:02.853	
4 -	57.140	30.468	1:27.608	81.32	4.405	12:29:30.461	
5 -	54.105	29.936	1:24.041 (3)	84.77	0.838	12:30:54.502	
6 -	53.945	30.001	1:23.946 (2)	84.87	0.743	12:32:18.448	
7 -	55.011	29.186	1:24.197	84.61	0.994	12:33:42.645	
8 -	52.778	30.425	1:23.203 (1)	85.62		12:35:05.848	

P13 18 F2		BLACKWOOD / BLACKWOOD		Shelbourne Honda -			
IDEAL LAP TIME : 1:24.169		BEST LAP TIME : 1:24.174		DIFFERENCE : 0.005			
LAP	SECTOR 1	SECTOR 2	LAP TIME	MPH	DIFF	TIME OF DAY	
1 -						12:24:47.670	
2 -	1:05.624	37.984	1:43.608	68.76	19.434	12:26:31.278	
3 -	59.755	31.461	1:31.216 (3)	78.10	7.042	12:28:02.494	
4 -	57.099	29.799	1:26.898 (2)	81.98	2.724	12:29:29.392	
5 -	54.807	29.367	1:24.174 (1)	84.64		12:30:53.566	
6 -	54.802	IN PIT	1:39.625 P	71.51	15.451	12:32:33.191	

P14 188 F1		BEST / SLATER		RSR Suzuki - Ecosse Consulting			
IDEAL LAP TIME : 1:23.846		BEST LAP TIME : 1:24.651		DIFFERENCE : 0.805			
LAP	SECTOR 1	SECTOR 2	LAP TIME	MPH	DIFF	TIME OF DAY	
1 -						12:24:51.334	
2 -	1:04.422	33.827	1:38.249	72.51	13.598	12:26:29.583	
3 -	58.888	30.397	1:29.285	79.79	4.634	12:27:58.868	
4 -	57.177	29.470	1:26.647	82.22	1.996	12:29:25.515	
5 -	56.431	29.099	1:25.530 (3)	83.29	0.879	12:30:51.045	
6 -	56.245	29.433	1:25.678	83.15	1.027	12:32:16.723	
7 -	56.477	28.763	1:25.240 (2)	83.58	0.589	12:33:41.963	
8 -	55.083	29.568	1:24.651 (1)	84.16		12:35:06.614	

P15 108 F2		LEBLOND / STANTON		SGR -			
IDEAL LAP TIME : 1:24.702		BEST LAP TIME : 1:24.851		DIFFERENCE : 0.149			
LAP	SECTOR 1	SECTOR 2	LAP TIME	MPH	DIFF	TIME OF DAY	
1 -						12:24:49.041	
2 -	1:02.328	30.429	1:32.757	76.80	7.906	12:26:21.798	
3 -	56.161	31.209	1:27.370	81.54	2.519	12:27:49.168	
4 -	56.708	30.425	1:27.133	81.76	2.282	12:29:16.301	
5 -	56.103	30.199	1:26.302	82.55	1.451	12:30:42.603	
6 -	55.216	30.108	1:25.324 (2)	83.50	0.473	12:32:07.927	
7 -	55.082	30.655	1:25.737 (3)	83.09	0.886	12:33:33.664	
8 -	55.434	30.668	1:26.102	82.74	1.251	12:34:59.766	

Weather / Track : Cloudy / Dry

Donington Park National
Circuit Length = 1.9790 miles
Start: 12:24 Flag 12:35 End: 12:37

BMCRC - MRO Championships 2019 - Rnd 4 @ Donington Park

RKB-BMCRC F1 & F2 Sidecars

QUALIFYING - SECTOR ANALYSIS



SECTOR 1 = FL to I1, SECTOR 2 = I1 to FL, DIFF = Difference To Personal Best Lap, P = Crossed Finish Line in Pit Lane, D = Time Disallowed

9 - **54.594** 30.257 **1:24.851 (1)** **83.96** **12:36:24.617**

P16 412 F1 PETTIS / PHILLIPS			RSR KTM - Performance technical			
IDEAL LAP TIME : 1:26.014		BEST LAP TIME : 1:26.294		DIFFERENCE : 0.280		
LAP	SECTOR 1	SECTOR 2	LAP TIME	MPH	DIFF	TIME OF DAY
1 -						12:24:53.751
2 -	1:00.698	32.232	1:32.930	76.66	6.636	12:26:26.681
3 -	57.115	31.563	1:28.678	80.34	2.384	12:27:55.359
4 -	56.185	32.450	1:28.635	80.38	2.341	12:29:23.994
5 -	56.465	29.829	1:26.294 (1)	82.56		12:30:50.288
6 -	56.906	30.151	1:27.057 (2)	81.83	0.763	12:32:17.345
7 -	58.203	30.076	1:28.279 (3)	80.70	1.985	12:33:45.624

P17 6 F2 BELLABY / GRISTWOOD			DDM Suzuki - Gristwood & Toms			
IDEAL LAP TIME : 1:28.179		BEST LAP TIME : 1:28.179		DIFFERENCE : 0.000		
LAP	SECTOR 1	SECTOR 2	LAP TIME	MPH	DIFF	TIME OF DAY
1 -						12:24:49.693
2 -	1:03.704	33.454	1:37.158	73.33	8.979	12:26:26.851
3 -	1:01.122	32.762	1:33.884	75.88	5.705	12:28:00.735
4 -	58.674	31.441	1:30.115	79.06	1.936	12:29:30.850
5 -	57.424	30.755	1:28.179 (1)	80.79		12:30:59.029
6 -	57.581	31.399	1:28.980 (2)	80.07	0.801	12:32:28.009
7 -	58.106	31.222	1:29.328 (3)	79.75	1.149	12:33:57.337
8 -	58.420	31.114	1:29.534	79.57	1.355	12:35:26.871

P18 167 F2 PETTMAN / ROBINSON			Windle Yamaha -			
IDEAL LAP TIME : 1:28.640		BEST LAP TIME : 1:28.640		DIFFERENCE : 0.000		
LAP	SECTOR 1	SECTOR 2	LAP TIME	MPH	DIFF	TIME OF DAY
1 -						12:24:50.696
2 -	1:03.366	35.745	1:39.111	71.88	10.471	12:26:29.807
3 -	59.424	33.916	1:33.340	76.32	4.700	12:28:03.147
4 -	57.639	31.933	1:29.572 (3)	79.54	0.932	12:29:32.719
5 -	1:03.677	32.015	1:35.692	74.45	7.052	12:31:08.411
6 -	57.009	31.631	1:28.640 (1)	80.37		12:32:37.051
7 -	58.182	31.665	1:29.847	79.29	1.207	12:34:06.898
8 -	57.563	31.776	1:29.339 (2)	79.74	0.699	12:35:36.237

P19 136 F1 EDWARDS / EDWARDS			BMR Suzuki - ECONOMY HEATING SERVICES			
IDEAL LAP TIME : 1:28.259		BEST LAP TIME : 1:29.476		DIFFERENCE : 1.217		
LAP	SECTOR 1	SECTOR 2	LAP TIME	MPH	DIFF	TIME OF DAY
1 -						12:24:59.481
2 -	1:09.689	35.060	1:44.749	68.01	15.273	12:26:44.230
3 -	1:04.567	31.385	1:35.952	74.25	6.476	12:28:20.182
4 -	1:00.106	32.050	1:32.156	77.31	2.680	12:29:52.338
5 -	59.530	30.424	1:29.954 (3)	79.20	0.478	12:31:22.292
6 -	59.201	30.331	1:29.532 (2)	79.57	0.056	12:32:51.824
7 -	57.928	31.548	1:29.476 (1)	79.62		12:34:21.300
8 -	58.077	32.505	1:30.582	78.65	1.106	12:35:51.882

P20 67 F1 JEFFREY / WHEELER			Windle - MJP racing			
IDEAL LAP TIME : 1:29.342		BEST LAP TIME : 1:29.636		DIFFERENCE : 0.294		
LAP	SECTOR 1	SECTOR 2	LAP TIME	MPH	DIFF	TIME OF DAY
1 -						12:24:58.617
2 -	1:09.042	35.431	1:44.473	68.19	14.837	12:26:43.090
3 -	1:03.876	32.521	1:36.397	73.90	6.761	12:28:19.487
4 -	1:00.433	33.795	1:34.228	75.61	4.592	12:29:53.715
5 -	1:02.028	31.942	1:33.970	75.81	4.334	12:31:27.685
6 -	1:00.730	31.576	1:32.306 (3)	77.18	2.670	12:32:59.991
7 -	59.334	30.302	1:29.636 (1)	79.48		12:34:29.627

Weather / Track : Cloudy / Dry

Donington Park National
Circuit Length = 1.9790 miles
Start: 12:24 Flag 12:35 End: 12:37

BMCRC - MRO Championships 2019 - Rnd 4 @ Donington Park

RKB-BMCRC F1 & F2 Sidecars

QUALIFYING - SECTOR ANALYSIS



SECTOR 1 = FL to I1, SECTOR 2 = I1 to FL, DIFF = Difference To Personal Best Lap, P = Crossed Finish Line in Pit Lane, D = Time Disallowed

8 - **59.040** 31.047 1:30.087 (2) 79.08 0.451 12:35:59.714

P21	76 F2	STREET / CHARLESWORTH	MRE Suzuki -			
IDEAL LAP TIME : 1:30.621		BEST LAP TIME : 1:30.621		DIFFERENCE : 0.000		

LAP	SECTOR 1	SECTOR 2	LAP TIME	MPH	DIFF	TIME OF DAY
1 -						12:24:57.349
2 -	1:09.910	36.830	1:46.740	66.74	16.119	12:26:44.089
3 -	1:06.885	32.150	1:39.035	71.94	8.414	12:28:23.124
4 -	58.990	31.631	1:30.621 (1)	78.62		12:29:53.745
5 -	1:05.373	36.746	1:42.119	69.76	11.498	12:31:35.864
6 -	1:02.933	34.758	1:37.691 (3)	72.93	7.070	12:33:13.555
7 -	1:02.323	34.684	1:37.007 (2)	73.44	6.386	12:34:50.562
8 -	1:04.053	36.293	1:40.346	71.00	9.725	12:36:30.908

P22	74 F1	RESTALL / HART	RCN Yamaha -			
IDEAL LAP TIME : 1:30.561		BEST LAP TIME : 1:32.078		DIFFERENCE : 1.517		

LAP	SECTOR 1	SECTOR 2	LAP TIME	MPH	DIFF	TIME OF DAY
1 -						12:24:44.521
2 -	1:07.166	34.820	1:41.986 (3)	69.85	9.908	12:26:26.507
3 -	1:00.742	35.772	1:36.514 (2)	73.81	4.436	12:28:03.021
4 -	59.959	32.119	1:32.078 (1)	77.37		12:29:35.099
5 -	58.442	IN PIT	1:40.157 P	71.13	8.079	12:31:15.256

P23	24 F2	BOELSMA / VAN DER BURG	Honda -			
IDEAL LAP TIME : 1:37.227		BEST LAP TIME : 1:37.227		DIFFERENCE : 0.000		

LAP	SECTOR 1	SECTOR 2	LAP TIME	MPH	DIFF	TIME OF DAY
1 -						12:24:59.353
2 -	1:13.258	36.330	1:49.588	65.01	12.361	12:26:48.941
3 -	1:04.086	33.141	1:37.227 (1)	73.27		12:28:26.168
4 -	1:05.128	34.031	1:39.159	71.85	1.932	12:30:05.327
5 -	1:04.147	33.604	1:37.751 (2)	72.88	0.524	12:31:43.078
6 -	1:04.343	34.315	1:38.658 (3)	72.21	1.431	12:33:21.736

P24	14 F2	BURNS / WINFROW	Honda - MRB Fencing			
IDEAL LAP TIME : 1:37.856		BEST LAP TIME : 1:37.856		DIFFERENCE : 0.000		

LAP	SECTOR 1	SECTOR 2	LAP TIME	MPH	DIFF	TIME OF DAY
1 -						12:24:57.154
2 -	1:09.768	36.026	1:45.794	67.34	7.938	12:26:42.948
3 -	1:08.280	33.510	1:41.790	69.99	3.934	12:28:24.738
4 -	1:06.309	33.200	1:39.509 (3)	71.59	1.653	12:30:04.247
5 -	1:04.667	33.189	1:37.856 (1)	72.80		12:31:42.103
6 -	1:05.054	33.606	1:38.660 (2)	72.21	0.804	12:33:20.763
7 -	1:06.360	34.152	1:40.512	70.88	2.656	12:35:01.275

P25	56 F2	PAWLEY / HAMMOND	Suzuki -			
IDEAL LAP TIME :		BEST LAP TIME :		DIFFERENCE :		

LAP	SECTOR 1	SECTOR 2	LAP TIME	MPH	DIFF	TIME OF DAY
1 -						12:24:50.776

Weather / Track : Cloudy / Dry

Donington Park National
Circuit Length = 1.9790 miles
Start: 12:24 Flag 12:35 End: 12:37

BMCRC - MRO Championships 2019 - Rnd 4 @ Donington Park

RKB-BMCRC F1 & F2 Sidecars

QUALIFYING - BEST SECTORS

SECTOR 1			SECTOR 2			IDEAL / BEST COMPARISON						
POS	NO	NAME	TIME	NO	NAME	TIME	POS	NO	NAME	IDEAL	BEST	DIFF
									PERFECT LAP	1:16.204		
1	52	PHILP / ALLUM	48.807	32	HORSPOLE / CONNELL	27.397	1	52	PHILP / ALLUM	1:16.325	1:16.325	0.000
2	58	KIRK / SMITHIES	49.830	58	KIRK / SMITHIES	27.494	2	58	KIRK / SMITHIES	1:17.324	1:18.652	1.328
3	181	BELL / ANDERSON	50.171	52	PHILP / ALLUM	27.518	3	181	BELL / ANDERSON	1:17.721	1:18.077	0.356
4	35	REEVES / THOMAS	50.423	181	BELL / ANDERSON	27.550	4	35	REEVES / THOMAS	1:18.126	1:18.126	0.000
5	32	HORSPOLE / CONNELL	50.879	37	KNIGHT / ROSTRON	27.570	5	32	HORSPOLE / CONNE	1:18.276	1:18.276	0.000
6	37	KNIGHT / ROSTRON	51.566	35	REEVES / THOMAS	27.703	6	37	KNIGHT / ROSTRON	1:19.136	1:19.136	0.000
7	103	LEBLOND / COUILLARD	52.262	118	BICKNELL / ENSOR	28.193	7	551	STAINTON / LUPTON	1:21.297	1:21.297	0.000
8	551	STAINTON / LUPTON	52.750	551	STAINTON / LUPTON	28.547	8	103	LEBLOND / COUILLA	1:21.314	1:21.314	0.000
9	137	MORPHET / RYDER	52.778	188	BEST / SLATER	28.763	9	137	MORPHET / RYDER	1:21.964	1:23.203	1.239
10	121	LAWRENCE / HUGES	53.245	128	HORTON / BUXTON	28.929	10	121	LAWRENCE / HUGES	1:22.371	1:22.806	0.435
11	128	HORTON / BUXTON	53.488	103	LEBLOND / COUILLARD	29.052	11	128	HORTON / BUXTON	1:22.417	1:22.417	0.000
12	118	BICKNELL / ENSOR	54.285	121	LAWRENCE / HUGES	29.126	12	118	BICKNELL / ENSOR	1:22.478	1:22.868	0.390
13	108	LEBLOND / STAINTON	54.594	137	MORPHET / RYDER	29.186	13	188	BEST / SLATER	1:23.846	1:24.651	0.805
14	18	BLACKWOOD / BLACKWOOD	54.802	18	BLACKWOOD / BLACKWOOD	29.367	14	18	BLACKWOOD / BLAC	1:24.169	1:24.174	0.005
15	188	BEST / SLATER	55.083	412	PETTIS / PHILLIPS	29.829	15	108	LEBLOND / STAINTO	1:24.702	1:24.851	0.149
16	412	PETTIS / PHILLIPS	56.185	108	LEBLOND / STAINTON	30.108	16	412	PETTIS / PHILLIPS	1:26.014	1:26.294	0.280
17	167	PETTMAN / ROBINSON	57.009	67	JEFFREY / WHEELER	30.302	17	6	BELLABY / GRISTWC	1:28.179	1:28.179	0.000
18	6	BELLABY / GRISTWOOD	57.424	136	EDWARDS / EDWARDS	30.331	18	136	EDWARDS / EDWAR	1:28.259	1:29.476	1.217
19	136	EDWARDS / EDWARDS	57.928	6	BELLABY / GRISTWOOD	30.755	19	167	PETTMAN / ROBINS	1:28.640	1:28.640	0.000
20	74	RESTALL / HART	58.442	167	PETTMAN / ROBINSON	31.631	20	67	JEFFREY / WHEEL	1:29.342	1:29.636	0.294
21	76	STREET / CHARLESWORTH	58.990	76	STREET / CHARLESWORTH	31.631	21	74	RESTALL / HART	1:30.561	1:32.078	1.517
22	67	JEFFREY / WHEELER	59.040	74	RESTALL / HART	32.119	22	76	STREET / CHARLES	1:30.621	1:30.621	0.000
23	24	BOELSMA / VAN DER BURG	1:04.086	24	BOELSMA / VAN DER BURG	33.141	23	24	BOELSMA / VAN DEF	1:37.227	1:37.227	0.000
24	14	BURNS / WINFROW	1:04.667	14	BURNS / WINFROW	33.189	24	14	BURNS / WINFROW	1:37.856	1:37.856	0.000
25	56	PAWLEY / HAMMOND	1:06.346				25	56	PAWLEY / HAMMONI			

Weather / Track : Cloudy / Dry

Results can be found at www.tsl-timing.com

Donington Park National
Circuit Length = 1.9790 miles
Start: 12:24 Flag 12:35 End: 12:37

Printed - 12:39 Saturday, 18 May 2019

BMCRC - MRO Championships 2019 - Rnd 4 @ Donington Park

RKB-BMCRC F1 & F2 Sidecars

RACE 7 - GRID (7 Laps)

ROW 15		29	73	GOODIER / STONE	
ROW 14	28	36	SCHOFIELD / THOMAS	27	27
ROW 13		26	1	BIRCHALL / BIRCHALL	25
ROW 12	24	14	1:37.856 BURNS / WINFROW	23	24
ROW 11		22	74	1:32.078 RESTALL / HART	21
ROW 10	20	67	1:29.636 JEFFREY / WHEELER	19	136
ROW 9		18	167	1:28.640 PETTMAN / ROBINSON	17
ROW 8	16	412	1:26.294 PETTIS / PHILLIPS	15	108
ROW 7		14	188	1:24.651 BEST / SLATER	13
ROW 6	12	137	1:23.203 MORPHET / RYDER	11	118
ROW 5		10	121	1:22.806 LAWRENCE / HUGES	9
ROW 4	8	103	1:21.314 LEBLOND / COUILLARD	7	551
ROW 3		6	37	1:19.136 KNIGHT / ROSTRON	5
ROW 2	4	32	1:18.276 HORSPOLE / CONNELL	3	35
ROW 1		2	181	1:18.077 BELL / ANDERSON	1
					Pole

Donington Park National
Circuit Length = 1.9790 miles

These results are provisional until the conclusion of any judicial and technical matters.

Clerk Of Course :	Timekeeper :
-------------------	--------------

Results can be found at www.tsl-timing.com

Printed - 12:43 Saturday, 18 May 2019



BMCRC - MRO Championships 2019 - Rnd 4 @ Donington Park

RKB-BMCRC F1 & F2 Sidecars

RACE 7 - CLASSIFICATION - AMENDED

POS	NO	CL	PIC NAME	ENTRY	LAPS	TIME	GAP	DIFF	MPH	BEST	ON
1	52	F1	1 PHILP / ALLUM	LCR - Powerbiking	6	7:42.652			92.10	1:15.532	3
2	58	F1	2 KIRK / SMITHIES	LCR Yamaha -	6	7:48.113	5.461	5.461	91.02	1:14.835	4
3	181	F1	3 BELL / ANDERSON	LCR Yamaha - Marin Motorsport	6	7:52.922	10.270	4.809	90.10	1:16.918	2
4	118	F1	4 BICKNELL / ENSOR	LCR Kawasaki -	6	8:12.193	29.541	19.271	86.57	1:19.708	5
5	103	F2	1 LEBLOND / COUILLARD	SGR - Optimark Road Racing Team	6	8:12.420	29.768	0.227	86.53	1:20.220	3
6	137	F2	2 MORPHET / RYDER	LCR Suzuki -	6	8:15.934	33.282	3.514	85.92	1:21.040	5
7	188	F1	5 BEST / SLATER	RSR Suzuki - Ecosse Consulting	6	8:26.138	43.486	10.204	84.18	1:22.754	3
8	136	F1	6 EDWARDS / EDWARDS	BMR Suzuki - ECONOMY HEATING SERVICES	6	8:33.696	51.044	7.558	82.95	1:23.655	2
9	108	F2	3 LEBLOND / STANTON	SGR -	6	8:33.731	51.079	0.035	82.94	1:24.282	2
10	412	F1	7 PETTIS / PHILLIPS	RSR KTM - Performance technical	6	8:43.270	1:00.618	9.539	81.43	1:25.847	6
11	167	F2	4 PETTMAN / ROBINSON	Windle Yamaha -	6	8:55.465	1:12.813	12.195	79.57	1:27.281	3
12	6	F2	5 BELLABY / GRISTWOOD	DDM Suzuki - Gristwood & Toms	6	8:56.656	1:14.004	1.191	79.40	1:27.487	3
13	76	F2	6 STREET / CHARLESWORTH	MRE Suzuki -	6	8:57.493	1:14.841	0.837	79.27	1:24.664	6
14	74	F1	8 RESTALL / HART	RCN Yamaha -	5	7:48.565	1 Lap	1 Lap	75.73	1:31.037	2
15	73	F2	7 GOODIER / STONE	LCR Suzuki - Broof Services	5	8:02.227	1 Lap	13.662	73.58	1:31.951	5
16	24	F2	8 BOELSMA / VAN DER BURG	Honda -	5	8:15.787	1 Lap	13.560	71.57	1:35.546	4
17	56	F2	9 PAWLEY / HAMMOND	Suzuki -	5	8:16.227	1 Lap	0.440	71.51	1:36.305	3
18	14	F2	10 BURNS / WINFROW	Honda - MRB Fencing	5	8:17.414	1 Lap	1.187	71.34	1:37.717	5

NOT CLASSIFIED

DNF	32	F1	HORSPOLE / CONNELL	LCR - Baker Plant Hire	0						
-----	----	----	--------------------	------------------------	---	--	--	--	--	--	--

FASTEST LAP

58	F1	KIRK / SMITHIES	LCR Yamaha -	4	1:14.835	95.20 mph	153.21 kph
103	F2	LEBLOND / COUILLARD	SGR - Optimark Road Racing Team	3	1:20.220	88.81 mph	142.93 kph

Class F1 - 92.5% of Race Speed = 85.19 mph

Class F2 - 92.5% of Race Speed = 80.04 mph

Weather / Track : Cloudy / Dry

These results are provisional until the conclusion of any judicial and technical matters.

Donington Park National
Circuit Length = 1.9790 miles
Start: 16:47 Flag 16:55 End: 16:56

Clerk Of Course :	Timekeeper :
-------------------	--------------

Results can be found at www.tsl-timing.com

Printed - 17:38 Saturday, 18 May 2019



BMCRC - MRO Championships 2019 - Rnd 4 @ Donington Park

RKB-BMCRC F1 & F2 Sidecars

RACE 7 - LAP CHART

LAP 1 @ 16:48:40.861			LAP 4 @ 16:52:27.893		
NO	BEHIND	LAP TIME	NO	BEHIND	LAP TIME
52		1:20.024	52		1:15.931
181	1.706	1:21.730	181	5.963	1:17.115
118	5.539	1:25.563	58	8.126	1:14.835
58	6.183	1:26.207	103	21.379	1:20.680
103	6.300	1:26.324	118	23.410	1:20.345
137	7.961	1:27.985	137	25.977	1:21.100
188	9.884	1:29.908	188	32.311	1:23.908
108	10.873	1:30.897	108	37.253	1:24.520
412	12.346	1:32.370	136	37.359	1:24.343
136	12.417	1:32.441	412	44.138	1:26.070
6	14.440	1:34.464	167	52.197	1:27.845
167	15.627	1:35.651	6	53.344	1:30.069
74	19.392	1:39.416	76	59.631	1:26.699
76	21.230	1:41.254	74	1:07.170	1:31.384
14	24.317	1:44.341			
73	25.051	1:45.075			
24	25.256	1:45.280			
56	26.165	1:46.189			

LAP 2 @ 16:49:56.430			LAP 5 @ 16:53:46.327		
NO	BEHIND	LAP TIME	NO	BEHIND	LAP TIME
52		1:15.569	52		1:18.434
181	3.055	1:16.918	73	1 Lap	1:35.124
58	9.090	1:18.476	58	6.613	1:16.921
103	11.942	1:21.211	181	6.921	1:19.392
118	13.154	1:23.184	56	1 Lap	1:36.773
137	14.452	1:22.060	24	1 Lap	1:35.546
188	17.112	1:22.797	14	1 Lap	1:38.183
108	19.586	1:24.282	103	24.044	1:21.099
136	20.503	1:23.655	118	24.684	1:19.708
412	23.123	1:26.346	137	28.583	1:21.040
6	27.251	1:28.380	188	37.348	1:23.471
167	28.534	1:28.476	108	43.467	1:24.648
74	34.860	1:31.037	136	43.708	1:24.783
76	35.799	1:30.138	412	51.933	1:26.229
73	45.836	1:36.354	167	1:01.523	1:27.760
14	46.529	1:37.781	6	1:03.307	1:28.397
56	47.948	1:37.352	76	1:07.339	1:26.142
24	48.054	1:38.367			

LAP 3 @ 16:51:11.962			LAP 6 @ 16:55:03.489		
NO	BEHIND	LAP TIME	NO	BEHIND	LAP TIME
52		1:15.532	52		1:17.162
181	4.779	1:17.256	58	5.461	1:16.010
58	9.222	1:15.664	74	1 Lap	1:34.339
103	16.630	1:20.220	181	10.270	1:20.511
118	18.996	1:21.374	73	1 Lap	1:31.951
137	20.808	1:21.888	118	29.541	1:22.019
188	24.334	1:22.754	103	29.768	1:22.886
108	28.664	1:24.610	24	1 Lap	1:38.846
136	28.947	1:23.976	137	33.282	1:21.861
412	33.999	1:26.408	56	1 Lap	1:39.608
6	39.206	1:27.487	14	1 Lap	1:37.717
167	40.283	1:27.281	188	43.486	1:23.300
76	48.863	1:28.596	136	51.044	1:24.498
74	51.717	1:32.389	108	51.079	1:24.774
73	1:04.027	1:33.723	412	1:00.618	1:25.847
56	1:08.721	1:36.305	167	1:12.813	1:28.452
24	1:10.270	1:37.748	6	1:14.004	1:27.859
14	1:10.389	1:39.392	76	1:14.841	1:24.664

Weather / Track : Cloudy / Dry

Results can be found at www.tsl-timing.com

Donington Park National
Circuit Length = 1.9790 miles
Start: 16:47 Flag 16:55 End: 16:56

Printed - 17:51 Saturday, 18 May 2019

BMCRC - MRO Championships 2019 - Rnd 4 @ Donington Park

RKB-BMCRC F1 & F2 Sidecars

RACE 7 - SECTOR ANALYSIS



SECTOR 1 = FL to I1, SECTOR 2 = I1 to FL, DIFF = Difference To Personal Best Lap, P = Crossed Finish Line in Pit Lane, D = Time Disallowed

P1 52 F1 PHILP / ALLUM		LCR - Powerbiking				
IDEAL LAP TIME : 1:15.377		BEST LAP TIME : 1:15.532		DIFFERENCE : 0.155		
LAP	SECTOR 1	SECTOR 2	LAP TIME	MPH	DIFF	TIME OF DAY
1 -		27.779	1:20.024	89.03	4.492	16:48:40.861
2 -	48.323	27.246	1:15.569 (2)	94.27	0.037	16:49:56.430
3 -	48.131	27.401	1:15.532 (1)	94.32		16:51:11.962
4 -	48.441	27.490	1:15.931 (3)	93.83	0.399	16:52:27.893
5 -	50.038	28.396	1:18.434	90.83	2.902	16:53:46.327
6 -	49.253	27.909	1:17.162	92.33	1.630	16:55:03.489

P2 58 F1 KIRK/ SMITHIES		LCR Yamaha -				
IDEAL LAP TIME : 1:14.799		BEST LAP TIME : 1:14.835		DIFFERENCE : 0.036		
LAP	SECTOR 1	SECTOR 2	LAP TIME	MPH	DIFF	TIME OF DAY
1 -		32.001	1:26.207	82.64	11.372	16:48:47.044
2 -	51.170	27.306	1:18.476	90.78	3.641	16:50:05.520
3 -	48.962	26.702	1:15.664 (2)	94.16	0.829	16:51:21.184
4 -	48.097	26.738	1:14.835 (1)	95.20		16:52:36.019
5 -	48.717	28.204	1:16.921	92.62	2.086	16:53:52.940
6 -	49.216	26.794	1:16.010 (3)	93.73	1.175	16:55:08.950

P3 181 F1 BELL / ANDERSON		LCR Yamaha - Marin Motorsport				
IDEAL LAP TIME : 1:16.781		BEST LAP TIME : 1:16.918		DIFFERENCE : 0.137		
LAP	SECTOR 1	SECTOR 2	LAP TIME	MPH	DIFF	TIME OF DAY
1 -		27.861	1:21.730	87.17	4.812	16:48:42.567
2 -	49.482	27.436	1:16.918 (1)	92.62		16:49:59.485
3 -	49.700	27.556	1:17.256 (3)	92.22	0.338	16:51:16.741
4 -	49.816	27.299	1:17.115 (2)	92.38	0.197	16:52:33.856
5 -	50.375	29.017	1:19.392	89.74	2.474	16:53:53.248
6 -	52.317	28.194	1:20.511	88.49	3.593	16:55:13.759

P4 118 F1 BICKNELL / ENSOR		LCR Kawasaki -				
IDEAL LAP TIME : 1:19.288		BEST LAP TIME : 1:19.708		DIFFERENCE : 0.420		
LAP	SECTOR 1	SECTOR 2	LAP TIME	MPH	DIFF	TIME OF DAY
1 -		28.981	1:25.563	83.26	5.855	16:48:46.400
2 -	54.641	28.543	1:23.184	85.64	3.476	16:50:09.584
3 -	52.941	28.433	1:21.374 (3)	87.55	1.666	16:51:30.958
4 -	52.532	27.813	1:20.345 (2)	88.67	0.637	16:52:51.303
5 -	51.475	28.233	1:19.708 (1)	89.38		16:54:11.011
6 -	53.424	28.595	1:22.019	86.86	2.311	16:55:33.030

P5 103 F2 LEBLOND / COUILLARD		SGR - Optimark Road Racing Team				
IDEAL LAP TIME : 1:20.183		BEST LAP TIME : 1:20.220		DIFFERENCE : 0.037		
LAP	SECTOR 1	SECTOR 2	LAP TIME	MPH	DIFF	TIME OF DAY
1 -		29.577	1:26.324	82.53	6.104	16:48:47.161
2 -	52.459	28.752	1:21.211	87.73	0.991	16:50:08.372
3 -	51.492	28.728	1:20.220 (1)	88.81		16:51:28.592
4 -	51.989	28.691	1:20.680 (2)	88.30	0.460	16:52:49.272
5 -	52.259	28.840	1:21.099 (3)	87.85	0.879	16:54:10.371
6 -	52.414	30.472	1:22.886	85.95	2.666	16:55:33.257

P6 137 F2 MORPHET / RYDER		LCR Suzuki -				
IDEAL LAP TIME :		BEST LAP TIME : 1:21.040		DIFFERENCE :		
LAP	SECTOR 1	SECTOR 2	LAP TIME	MPH	DIFF	TIME OF DAY
1 -			1:27.985	80.97	6.945	16:48:48.822
2 -			1:22.060	86.82	1.020	16:50:10.882
3 -			1:21.888	87.00	0.848	16:51:32.770
4 -			1:21.100 (2)	87.85	0.060	16:52:53.870
5 -			1:21.040 (1)	87.91		16:54:14.910

Weather / Track : Cloudy / Dry

Donington Park National
Circuit Length = 1.9790 miles
Start: 16:47 Flag 16:55 End: 16:56

BMCRC - MRO Championships 2019 - Rnd 4 @ Donington Park

RKB-BMCRC F1 & F2 Sidecars

RACE 7 - SECTOR ANALYSIS



SECTOR 1 = FL to I1, SECTOR 2 = I1 to FL, DIFF = Difference To Personal Best Lap, P = Crossed Finish Line in Pit Lane, D = Time Disallowed

6 - 1:21.861 (3) 87.03 0.821 16:55:36.771

P7 188 F1	BEST / SLATER		RSR Suzuki - Ecosse Consulting			
IDEAL LAP TIME : 1:22.512	BEST LAP TIME : 1:22.754	DIFFERENCE : 0.242				

LAP	SECTOR 1	SECTOR 2	LAP TIME	MPH	DIFF	TIME OF DAY
1 -		29.203	1:29.908	79.24	7.154	16:48:50.745
2 -	53.910	28.887	1:22.797 (2)	86.04	0.043	16:50:13.542
3 -	54.152	28.602	1:22.754 (1)	86.09		16:51:36.296
4 -	54.541	29.367	1:23.908	84.91	1.154	16:53:00.204
5 -	54.443	29.028	1:23.471	85.35	0.717	16:54:23.675
6 -	54.027	29.273	1:23.300 (3)	85.52	0.546	16:55:46.975

P8 136 F1	EDWARDS / EDWARDS		BMR Suzuki - ECONOMY HEATING SERVICES			
IDEAL LAP TIME : 1:23.292	BEST LAP TIME : 1:23.655	DIFFERENCE : 0.363				

LAP	SECTOR 1	SECTOR 2	LAP TIME	MPH	DIFF	TIME OF DAY
1 -		29.963	1:32.441	77.07	8.786	16:48:53.278
2 -	54.110	29.545	1:23.655 (1)	85.16		16:50:16.933
3 -	54.650	29.326	1:23.976 (2)	84.84	0.321	16:51:40.909
4 -	55.161	29.182	1:24.343 (3)	84.47	0.688	16:53:05.252
5 -	55.426	29.357	1:24.783	84.03	1.128	16:54:30.035
6 -	55.067	29.431	1:24.498	84.31	0.843	16:55:54.533

P9 108 F2	LEBLOND / STANTON		SGR -			
IDEAL LAP TIME : 1:24.273	BEST LAP TIME : 1:24.282	DIFFERENCE : 0.009				

LAP	SECTOR 1	SECTOR 2	LAP TIME	MPH	DIFF	TIME OF DAY
1 -		30.529	1:30.897	78.38	6.615	16:48:51.734
2 -	54.569	29.713	1:24.282 (1)	84.53		16:50:16.016
3 -	54.645	29.965	1:24.610 (3)	84.20	0.328	16:51:40.626
4 -	54.743	29.777	1:24.520 (2)	84.29	0.238	16:53:05.146
5 -	54.691	29.957	1:24.648	84.16	0.366	16:54:29.794
6 -	54.560	30.214	1:24.774	84.04	0.492	16:55:54.568

P10 412 F1	PETTIS / PHILLIPS		RSR KTM - Performance technical			
IDEAL LAP TIME : 1:25.359	BEST LAP TIME : 1:25.847	DIFFERENCE : 0.488				

LAP	SECTOR 1	SECTOR 2	LAP TIME	MPH	DIFF	TIME OF DAY
1 -		30.199	1:32.370	77.13	6.523	16:48:53.207
2 -	56.229	30.117	1:26.346	82.51	0.499	16:50:19.553
3 -	56.543	29.865	1:26.408	82.45	0.561	16:51:45.961
4 -	56.244	29.826	1:26.070 (2)	82.77	0.223	16:53:12.031
5 -	55.944	30.285	1:26.229 (3)	82.62	0.382	16:54:38.260
6 -	55.533	30.314	1:25.847 (1)	82.99		16:56:04.107

P11 167 F2	PETTMAN / ROBINSON		Windle Yamaha -			
IDEAL LAP TIME : 1:27.281	BEST LAP TIME : 1:27.281	DIFFERENCE : 0.000				

LAP	SECTOR 1	SECTOR 2	LAP TIME	MPH	DIFF	TIME OF DAY
1 -		32.137	1:35.651	74.48	8.370	16:48:56.488
2 -	56.822	31.654	1:28.476	80.52	1.195	16:50:24.964
3 -	55.922	31.359	1:27.281 (1)	81.62		16:51:52.245
4 -	56.338	31.507	1:27.845 (3)	81.10	0.564	16:53:20.090
5 -	56.253	31.507	1:27.760 (2)	81.18	0.479	16:54:47.850
6 -	56.727	31.725	1:28.452	80.54	1.171	16:56:16.302

P12 6 F2	BELLABY / GRISTWOOD		DDM Suzuki - Gristwood & Toms			
IDEAL LAP TIME : 1:27.193	BEST LAP TIME : 1:27.487	DIFFERENCE : 0.294				

LAP	SECTOR 1	SECTOR 2	LAP TIME	MPH	DIFF	TIME OF DAY
1 -		31.295	1:34.464	75.42	6.977	16:48:55.301
2 -	57.498	30.882	1:28.380 (3)	80.61	0.893	16:50:23.681
3 -	56.615	30.872	1:27.487 (1)	81.43		16:51:51.168

Weather / Track : Cloudy / Dry

Donington Park National
Circuit Length = 1.9790 miles
Start: 16:47 Flag 16:55 End: 16:56

BMCRC - MRO Championships 2019 - Rnd 4 @ Donington Park

RKB-BMCRC F1 & F2 Sidecars

RACE 7 - SECTOR ANALYSIS



SECTOR 1 = FL to I1, SECTOR 2 = I1 to FL, DIFF = Difference To Personal Best Lap, P = Crossed Finish Line in Pit Lane, D = Time Disallowed

4 -	58.696	31.373	1:30.069	79.10	2.582	16:53:21.237
5 -	57.819	30.578	1:28.397	80.59	0.910	16:54:49.634
6 -	56.900	30.959	1:27.859 (2)	81.09	0.372	16:56:17.493

P13	76 F2	STREET / CHARLESWORTH	MRE Suzuki -			
IDEAL LAP TIME : 1:24.664		BEST LAP TIME : 1:24.664		DIFFERENCE : 0.000		
LAP	SECTOR 1	SECTOR 2	LAP TIME	MPH	DIFF	TIME OF DAY
1 -		32.220	1:41.254	70.36	16.590	16:49:02.091
2 -	58.409	31.729	1:30.138	79.04	5.474	16:50:32.229
3 -	57.910	30.686	1:28.596	80.41	3.932	16:52:00.825
4 -	56.178	30.521	1:26.699 (3)	82.17	2.035	16:53:27.524
5 -	55.745	30.397	1:26.142 (2)	82.70	1.478	16:54:53.666
6 -	54.566	30.098	1:24.664 (1)	84.15		16:56:18.330

P14	74 F1	RESTALL / HART	RCN Yamaha -			
IDEAL LAP TIME : 1:30.902		BEST LAP TIME : 1:31.037		DIFFERENCE : 0.135		
LAP	SECTOR 1	SECTOR 2	LAP TIME	MPH	DIFF	TIME OF DAY
1 -		32.795	1:39.416	71.66	8.379	16:49:00.253
2 -	59.126	31.911	1:31.037 (1)	78.26		16:50:31.290
3 -	59.566	32.823	1:32.389 (3)	77.11	1.352	16:52:03.679
4 -	58.991	32.393	1:31.384 (2)	77.96	0.347	16:53:35.063
5 -	1:00.168	34.171	1:34.339	75.52	3.302	16:55:09.402

P15	73 F2	GOODIER / STONE	LCR Suzuki - Broof Services			
IDEAL LAP TIME : 1:31.951		BEST LAP TIME : 1:31.951		DIFFERENCE : 0.000		
LAP	SECTOR 1	SECTOR 2	LAP TIME	MPH	DIFF	TIME OF DAY
1 -		33.094	1:45.075	67.80	13.124	16:49:05.912
2 -	1:03.956	32.398	1:36.354	73.94	4.403	16:50:42.266
3 -	1:01.659	32.064	1:33.723 (2)	76.01	1.772	16:52:15.989
4 -	1:01.643	33.481	1:35.124 (3)	74.89	3.173	16:53:51.113
5 -	1:00.331	31.620	1:31.951 (1)	77.48		16:55:23.064

P16	24 F2	BOELSMA / VAN DER BURG	Honda -			
IDEAL LAP TIME : 1:35.546		BEST LAP TIME : 1:35.546		DIFFERENCE : 0.000		
LAP	SECTOR 1	SECTOR 2	LAP TIME	MPH	DIFF	TIME OF DAY
1 -		34.383	1:45.280	67.67	9.734	16:49:06.117
2 -	1:03.907	34.460	1:38.367 (3)	72.42	2.821	16:50:44.484
3 -	1:03.879	33.869	1:37.748 (2)	72.88	2.202	16:52:22.232
4 -	1:02.407	33.139	1:35.546 (1)	74.56		16:53:57.778
5 -	1:04.807	34.039	1:38.846	72.07	3.300	16:55:36.624

P17	56 F2	PAWLEY / HAMMOND	Suzuki -			
IDEAL LAP TIME : 1:35.523		BEST LAP TIME : 1:36.305		DIFFERENCE : 0.782		
LAP	SECTOR 1	SECTOR 2	LAP TIME	MPH	DIFF	TIME OF DAY
1 -		33.636	1:46.189	67.09	9.884	16:49:07.026
2 -	1:03.532	33.820	1:37.352 (3)	73.18	1.047	16:50:44.378
3 -	1:03.341	32.964	1:36.305 (1)	73.97		16:52:20.683
4 -	1:02.559	34.214	1:36.773 (2)	73.62	0.468	16:53:57.456
5 -	1:04.439	35.169	1:39.608	71.52	3.303	16:55:37.064

P18	14 F2	BURNS / WINFROW	Honda - MRB Fencing			
IDEAL LAP TIME : 1:37.487		BEST LAP TIME : 1:37.717		DIFFERENCE : 0.230		
LAP	SECTOR 1	SECTOR 2	LAP TIME	MPH	DIFF	TIME OF DAY
1 -		34.143	1:44.341	68.28	6.624	16:49:05.178
2 -	1:04.232	33.549	1:37.781 (2)	72.86	0.064	16:50:42.959
3 -	1:04.957	34.435	1:39.392	71.68	1.675	16:52:22.351
4 -	1:04.462	33.721	1:38.183 (3)	72.56	0.466	16:54:00.534
5 -	1:04.462	33.255	1:37.717 (1)	72.91		16:55:38.251

Weather / Track : Cloudy / Dry

Donington Park National
Circuit Length = 1.9790 miles
Start: 16:47 Flag 16:55 End: 16:56

BMCRC - MRO Championships 2019 - Rnd 4 @ Donington Park

RKB-BMCRC F1 & F2 Sidecars

RACE 7 - BEST SECTORS

SECTOR 1			SECTOR 2			IDEAL / BEST COMPARISON						
POS	NO	NAME	TIME	NO	NAME	TIME	POS	NO	NAME	IDEAL	BEST	DIFF
									PERFECT LAP	1:14.799		
1	58	KIRK/ SMITHIES	48.097	58	KIRK/ SMITHIES	26.702	1	58	KIRK/ SMITHIES	1:14.799	1:14.835	0.036
2	52	PHILP / ALLUM	48.131	52	PHILP / ALLUM	27.246	2	52	PHILP / ALLUM	1:15.377	1:15.532	0.155
3	181	BELL / ANDERSON	49.482	181	BELL / ANDERSON	27.299	3	181	BELL / ANDERSON	1:16.781	1:16.918	0.137
4	118	BICKNELL / ENSOR	51.475	118	BICKNELL / ENSOR	27.813	4	118	BICKNELL / ENSOR	1:19.288	1:19.708	0.420
5	103	LEBLOND / COUILLARD	51.492	188	BEST / SLATER	28.602	5	103	LEBLOND / COUILLA	1:20.183	1:20.220	0.037
6	188	BEST / SLATER	53.910	103	LEBLOND / COUILLARD	28.691	6	188	BEST / SLATER	1:22.512	1:22.754	0.242
7	136	EDWARDS / EDWARDS	54.110	136	EDWARDS / EDWARDS	29.182	7	136	EDWARDS / EDWAR	1:23.292	1:23.655	0.363
8	108	LEBLOND / STAINTON	54.560	108	LEBLOND / STAINTON	29.713	8	108	LEBLOND / STAINTO	1:24.273	1:24.282	0.009
9	76	STREET / CHARLESWORTH	54.566	412	PETTIS / PHILLIPS	29.826	9	76	STREET / CHARLES\	1:24.664	1:24.664	0.000
10	412	PETTIS / PHILLIPS	55.533	76	STREET / CHARLESWORTH	30.098	10	412	PETTIS / PHILLIPS	1:25.359	1:25.847	0.488
11	167	PETTMAN / ROBINSON	55.922	6	BELLABY / GRISTWOOD	30.578	11	6	BELLABY / GRISTWC	1:27.193	1:27.487	0.294
12	6	BELLABY / GRISTWOOD	56.615	167	PETTMAN / ROBINSON	31.359	12	167	PETTMAN / ROBINS	1:27.281	1:27.281	0.000
13	74	RESTALL / HART	58.991	73	GOODIER / STONE	31.620	13	74	RESTALL / HART	1:30.902	1:31.037	0.135
14	73	GOODIER / STONE	1:00.331	74	RESTALL / HART	31.911	14	73	GOODIER / STONE	1:31.951	1:31.951	0.000
15	24	BOELSMA / VAN DER BURG	1:02.407	56	PAWLEY / HAMMOND	32.964	15	56	PAWLEY / HAMMONI	1:35.523	1:36.305	0.782
16	56	PAWLEY / HAMMOND	1:02.559	24	BOELSMA / VAN DER BURG	33.139	16	24	BOELSMA / VAN DEF	1:35.546	1:35.546	0.000
17	14	BURNS / WINFROW	1:04.232	14	BURNS / WINFROW	33.255	17	14	BURNS / WINFROW	1:37.487	1:37.717	0.230
18							18	137	MORPHET / RYDER		1:21.040	
19												

Weather / Track : Cloudy / Dry

Results can be found at www.tsl-timing.com

Donington Park National
Circuit Length = 1.9790 miles
Start: 16:47 Flag 16:55 End: 16:56

Printed - 17:39 Saturday, 18 May 2019

BMCRC - MRO Championships 2019 - Rnd 4 @ Donington Park

RKB-BMCRC F1 & F2 Sidecars

RACE 6 - GRID (10 Laps) - AMENDED

ROW 15	1		29	36 SCHOFIELD / THOMAS
ROW 14	28	27 KIRBY / GRAVES	27	1 BIRCHALL / BIRCHALL
ROW 13	26	67 JEFFREY / WHEELER	25	18 BLACKWOOD / BLACKWOOD
ROW 12	24	121 LAWRENCE / HUGES	23	128 HORTON / BUXTON
ROW 11	22	551 STANTON / LUPTON	21	37 KNIGHT / ROSTRON
ROW 10	20	35 REEVES / THOMAS	19	32 HORSPOLE / CONNELL
ROW 9	18	14 1:37.717 BURNS / WINFROW	17	56 1:36.305 PAWLEY / HAMMOND
ROW 8	16	24 1:35.546 BOELSMA / VAN DER BURG	15	73 1:31.951 GOODIER / STONE
ROW 7	14	74 1:31.037 RESTALL / HART	13	6 1:27.487 BELLABY / GRISTWOOD
ROW 6	12	167 1:27.281 PETTMAN / ROBINSON	11	412 1:25.847 PETTIS / PHILLIPS
ROW 5	10	76 1:24.664 STREET / CHARLESWORTH	9	108 1:24.282 LEBLOND / STANTON
ROW 4	8	136 1:23.655 EDWARDS / EDWARDS	7	188 1:22.754 BEST / SLATER
ROW 3	6	137 1:21.040 MORPHET / RYDER	5	103 1:20.220 LEBLOND / COUILLARD
ROW 2	4	118 1:19.708 BICKNELL / ENSOR	3	181 1:16.918 BELL / ANDERSON
ROW 1	2	52 1:15.532 PHILP / ALLUM	1	58 1:14.835 KIRK / SMITHIES

Pole

Donington Park National
Circuit Length = 1.9790 miles

These results are provisional until the conclusion of any judicial and technical matters.

Clerk Of Course :		Timekeeper :
-------------------	--	--------------

Results can be found at www.tsl-timing.com

Printed - 17:42 Saturday, 18 May 2019



BMCRC - MRO Championships 2019 - Rnd 4 @ Donington Park

RKB-BMCRC F1 & F2 Sidecars

RACE 6 - CLASSIFICATION

POS	NO	CL	PIC NAME	ENTRY	LAPS	TIME	GAP	DIFF	MPH	BEST	ON
1	52	F1	1 PHILP / ALLUM	LCR - Powerbiking	10	12:50.809			92.25	1:14.587	4
2	58	F1	2 KIRK/ SMITHIES	LCR Yamaha -	10	13:01.560	10.751	10.751	90.98	1:14.372	4
3	181	F1	3 BELL / ANDERSON	LCR Yamaha - Marin Motorsport	10	13:05.042	14.233	3.482	90.58	1:16.973	3
4	103	F2	1 LEBLOND / COUILLARD	SGR - Optimark Road Racing Team	10	13:27.002	36.193	21.960	88.11	1:19.183	7
5	118	F1	4 BICKNELL / ENSOR	LCR Kawasaki -	10	13:36.686	45.877	9.684	87.07	1:19.819	8
6	137	F2	2 MORPHET / RYDER	LCR Suzuki -	10	13:38.505	47.696	1.819	86.87	1:20.331	7
7	128	F1	5 HORTON / BUXTON	Wintec Suzuki -	10	14:01.413	1:10.604	22.908	84.51	1:21.372	4
8	108	F2	3 LEBLOND / STAINTON	SGR -	10	14:12.203	1:21.394	10.790	83.44	1:23.616	9
9	188	F1	6 BEST / SLATER	RSR Suzuki - Ecosse Consulting	10	14:13.536	1:22.727	1.333	83.31	1:23.119	7
10	136	F1	7 EDWARDS / EDWARDS	BMR Suzuki - ECONOMY HEATING SERVICES	10	14:13.879	1:23.070	0.343	83.27	1:21.992	7
11	27	F2	4 KIRBY / GRAVES	-	10	14:48.552	1:57.743	34.673	80.02	1:21.051	9
12	76	F2	5 STREET / CHARLESWORTH	MRE Suzuki -	9	13:08.249	1 Lap	1 Lap	81.17	1:25.642	5
13	167	F2	6 PETTMAN / ROBINSON	Windle Yamaha -	9	13:10.277	1 Lap	2.028	80.96	1:26.431	8
14	73	F2	7 GOODIER / STONE	LCR Suzuki - Broof Services	9	13:22.305	1 Lap	12.028	79.75	1:26.896	9

NOT CLASSIFIED

DNF	6	F2	BELLABY / GRISTWOOD	DDM Suzuki - Gristwood & Toms	8	11:43.574	2 Laps	1 Lap	80.81	1:25.872	2
DNF	74	F1	RESTALL / HART	RCN Yamaha -	7	10:59.459	3 Laps	1 Lap	75.41	1:29.508	4
DNF	14	F2	BURNS / WINFROW	Honda - MRB Fencing	7	11:32.772	3 Laps	33.313	71.79	1:37.519	2
DNF	412	F1	PETTIS / PHILLIPS	RSR KTM - Performance technical	4	6:07.216	6 Laps	3 Laps	77.23	1:25.524	3
DNF	24	F2	BOELSMA / VAN DER BURG	Honda -	3	5:13.844	7 Laps	1 Lap	67.66	1:34.931	2
DNF	56	F2	PAWLEY / HAMMOND	Suzuki -	1	2:18.786	9 Laps	2 Laps	50.35		

FASTEST LAP

58	F1	KIRK/ SMITHIES	LCR Yamaha -	4	1:14.372	95.79 mph	154.17 kph
103	F2	LEBLOND / COUILLARD	SGR - Optimark Road Racing Team	7	1:19.183	89.97 mph	144.80 kph

Class F1 - 92.5% of Race Speed = 85.33 mph

Class F2 - 92.5% of Race Speed = 81.50 mph

Donington Park National
Circuit Length = 1.9790 miles
Start: 11:00 Flag 11:13 End: 11:15

Weather / Track : Bright / Dry

These results are provisional until the conclusion of any judicial and technical matters.

Clerk Of Course :	Timekeeper :
-------------------	--------------

Results can be found at www.tsl-timing.com

Printed - 11:17 Sunday, 19 May 2019



BMCR - MRO Championships 2019 - Rnd 4 @ Donington Park

RKB-BMCR F1 & F2 Sidecars

RACE 6 - SECTOR ANALYSIS



SECTOR 1 = FL to I1, SECTOR 2 = I1 to FL, DIFF = Difference To Personal Best Lap, P = Crossed Finish Line in Pit Lane, D = Time Disallowed

P1 52 F1 PHILP / ALLUM		LCR - Powerbiking				
IDEAL LAP TIME : 1:14.402		BEST LAP TIME : 1:14.587		DIFFERENCE : 0.185		
LAP	SECTOR 1	SECTOR 2	LAP TIME	MPH	DIFF	TIME OF DAY
1 -		26.923	1:20.883	88.08	6.296	11:02:20.178
2 -	49.058	26.845	1:15.903	93.86	1.316	11:03:36.081
3 -	48.395	26.932	1:15.327	94.58	0.740	11:04:51.408
4 -	48.140	26.447	1:14.587 (1)	95.52		11:06:05.995
5 -	48.452	26.262	1:14.714 (2)	95.35	0.127	11:07:20.709
6 -	48.399	26.553	1:14.952 (3)	95.05	0.365	11:08:35.661
7 -	48.235	27.509	1:15.744	94.06	1.157	11:09:51.405
8 -	50.297	27.323	1:17.620	91.78	3.033	11:11:09.025
9 -	51.896	27.816	1:19.712	89.37	5.125	11:12:28.737
10 -	51.477	29.890	1:21.367	87.56	6.780	11:13:50.104

P2 58 F1 KIRK/ SMITHIES		LCR Yamaha -				
IDEAL LAP TIME : 1:14.372		BEST LAP TIME : 1:14.372		DIFFERENCE : 0.000		
LAP	SECTOR 1	SECTOR 2	LAP TIME	MPH	DIFF	TIME OF DAY
1 -		26.924	1:20.486	88.51	6.114	11:02:19.781
2 -	49.189	26.816	1:16.005	93.73	1.633	11:03:35.786
3 -	48.418	26.421	1:14.839 (2)	95.19	0.467	11:04:50.625
4 -	48.291	26.081	1:14.372 (1)	95.79		11:06:04.997
5 -	48.813	26.320	1:15.133	94.82	0.761	11:07:20.130
6 -	48.655	26.403	1:15.058 (3)	94.92	0.686	11:08:35.188
7 -	48.418	42.936	1:31.354	77.98	16.982	11:10:06.542
8 -	52.075	27.503	1:19.578	89.53	5.206	11:11:26.120
9 -	49.875	26.832	1:16.707	92.88	2.335	11:12:42.827
10 -	50.705	27.323	1:18.028	91.30	3.656	11:14:00.855

P3 181 F1 BELL / ANDERSON		LCR Yamaha - Marin Motorsport				
IDEAL LAP TIME : 1:16.793		BEST LAP TIME : 1:16.973		DIFFERENCE : 0.180		
LAP	SECTOR 1	SECTOR 2	LAP TIME	MPH	DIFF	TIME OF DAY
1 -		27.457	1:23.930	84.88	6.957	11:02:23.225
2 -	50.142	27.319	1:17.461	91.97	0.488	11:03:40.686
3 -	49.647	27.326	1:16.973 (1)	92.56		11:04:57.659
4 -	49.975	27.290	1:17.265 (3)	92.21	0.292	11:06:14.924
5 -	50.101	27.434	1:17.535	91.88	0.562	11:07:32.459
6 -	50.125	27.488	1:17.613	91.79	0.640	11:08:50.072
7 -	50.346	27.579	1:17.925	91.42	0.952	11:10:07.997
8 -	50.864	27.641	1:18.505	90.75	1.532	11:11:26.502
9 -	49.956	27.146	1:17.102 (2)	92.40	0.129	11:12:43.604
10 -	52.780	27.953	1:20.733	88.24	3.760	11:14:04.337

P4 103 F2 LEBLOND / COUILLARD		SGR - Optimark Road Racing Team				
IDEAL LAP TIME : 1:19.045		BEST LAP TIME : 1:19.183		DIFFERENCE : 0.138		
LAP	SECTOR 1	SECTOR 2	LAP TIME	MPH	DIFF	TIME OF DAY
1 -		29.002	1:26.097	82.75	6.914	11:02:25.392
2 -	52.481	29.308	1:21.789	87.11	2.606	11:03:47.181
3 -	52.333	28.501	1:20.834	88.13	1.651	11:05:08.015
4 -	51.561	28.006	1:19.567	89.54	0.384	11:06:27.582
5 -	51.081	28.334	1:19.415 (2)	89.71	0.232	11:07:46.997
6 -	52.076	28.213	1:20.289	88.73	1.106	11:09:07.286
7 -	51.039	28.144	1:19.183 (1)	89.97		11:10:26.469
8 -	51.655	28.830	1:20.485	88.52	1.302	11:11:46.954
9 -	51.274	28.227	1:19.501 (3)	89.61	0.318	11:13:06.455
10 -	51.461	28.381	1:19.842	89.23	0.659	11:14:26.297

P5 118 F1 BICKNELL / ENSOR		LCR Kawasaki -				
IDEAL LAP TIME : 1:19.580		BEST LAP TIME : 1:19.819		DIFFERENCE : 0.239		
LAP	SECTOR 1	SECTOR 2	LAP TIME	MPH	DIFF	TIME OF DAY

Weather / Track : Bright / Dry

Donington Park National
Circuit Length = 1.9790 miles
Start: 11:00 Flag 11:13 End: 11:15

BMCRC - MRO Championships 2019 - Rnd 4 @ Donington Park

RKB-BMCRC F1 & F2 Sidecars

RACE 6 - SECTOR ANALYSIS



SECTOR 1 = FL to I1, SECTOR 2 = I1 to FL, DIFF = Difference To Personal Best Lap, P = Crossed Finish Line in Pit Lane, D = Time Disallowed

1 -		28.005	1:24.996	83.82	5.177	11:02:24.291
2 -	54.056	28.201	1:22.257	86.61	2.438	11:03:46.548
3 -	53.947	29.226	1:23.173	85.66	3.354	11:05:09.721
4 -	52.522	29.403	1:21.925	86.96	2.106	11:06:31.646
5 -	53.812	28.880	1:22.692	86.15	2.873	11:07:54.338
6 -	51.880	28.619	1:20.499	88.50	0.680	11:09:14.837
7 -	52.070	28.681	1:20.751	88.22	0.932	11:10:35.588
8 -	51.575	28.244	1:19.819 (1)	89.25		11:11:55.407
9 -	52.009	28.194	1:20.203 (2)	88.83	0.384	11:13:15.610
10 -	51.791	28.580	1:20.371 (3)	88.64	0.552	11:14:35.981

P6 137 F2 MORPHET / RYDER			LCR Suzuki -			
IDEAL LAP TIME : 1:20.008		BEST LAP TIME : 1:20.331		DIFFERENCE : 0.323		
LAP	SECTOR 1	SECTOR 2	LAP TIME	MPH	DIFF	TIME OF DAY
1 -		29.477	1:27.845	81.10	7.514	11:02:27.140
2 -	52.288	28.737	1:21.025	87.93	0.694	11:03:48.165
3 -	52.391	30.023	1:22.414	86.44	2.083	11:05:10.579
4 -	52.364	29.113	1:21.477	87.44	1.146	11:06:32.056
5 -	53.005	28.562	1:21.567	87.34	1.236	11:07:53.623
6 -	51.844	28.550	1:20.394 (2)	88.62	0.063	11:09:14.017
7 -	51.835	28.496	1:20.331 (1)	88.69		11:10:34.348
8 -	51.512	28.919	1:20.431 (3)	88.58	0.100	11:11:54.779
9 -	53.066	29.150	1:22.216	86.65	1.885	11:13:16.995
10 -	51.687	29.118	1:20.805	88.17	0.474	11:14:37.800

P7 128 F1 HORTON / BUXTON			Wintec Suzuki -			
IDEAL LAP TIME : 1:21.233		BEST LAP TIME : 1:21.372		DIFFERENCE : 0.139		
LAP	SECTOR 1	SECTOR 2	LAP TIME	MPH	DIFF	TIME OF DAY
1 -		29.206	1:32.316	77.17	10.944	11:02:31.611
2 -	54.799	29.550	1:24.349	84.46	2.977	11:03:55.960
3 -	54.850	28.795	1:23.645	85.17	2.273	11:05:19.605
4 -	52.750	28.622	1:21.372 (1)	87.55		11:06:40.977
5 -	53.107	28.956	1:22.063 (3)	86.81	0.691	11:08:03.040
6 -	52.611	28.766	1:21.377 (2)	87.55	0.005	11:09:24.417
7 -	54.501	29.124	1:23.625	85.19	2.253	11:10:48.042
8 -	53.298	29.149	1:22.447	86.41	1.075	11:12:10.489
9 -	55.985	30.187	1:26.172	82.67	4.800	11:13:36.661
10 -	54.680	29.367	1:24.047	84.76	2.675	11:15:00.708

P8 108 F2 LEBLOND / STANTON			SGR -			
IDEAL LAP TIME : 1:23.219		BEST LAP TIME : 1:23.616		DIFFERENCE : 0.397		
LAP	SECTOR 1	SECTOR 2	LAP TIME	MPH	DIFF	TIME OF DAY
1 -		29.779	1:30.404	78.80	6.788	11:02:29.699
2 -	55.395	30.217	1:25.612	83.22	1.996	11:03:55.311
3 -	54.992	29.893	1:24.885	83.93	1.269	11:05:20.196
4 -	54.762	29.868	1:24.630	84.18	1.014	11:06:44.826
5 -	54.638	29.720	1:24.358	84.45	0.742	11:08:09.184
6 -	55.708	29.698	1:25.406	83.42	1.790	11:09:34.590
7 -	54.193	29.512	1:23.705 (2)	85.11	0.089	11:10:58.295
8 -	55.101	29.231	1:24.332 (3)	84.48	0.716	11:12:22.627
9 -	53.988	29.628	1:23.616 (1)	85.20		11:13:46.243
10 -	55.738	29.517	1:25.255	83.56	1.639	11:15:11.498

P9 188 F1 BEST / SLATER			RSR Suzuki - Ecosse Consulting			
IDEAL LAP TIME : 1:22.678		BEST LAP TIME : 1:23.119		DIFFERENCE : 0.441		
LAP	SECTOR 1	SECTOR 2	LAP TIME	MPH	DIFF	TIME OF DAY
1 -		29.346	1:31.414	77.93	8.295	11:02:30.709
2 -	55.231	29.658	1:24.889	83.92	1.770	11:03:55.598
3 -	56.105	29.306	1:25.411	83.41	2.292	11:05:21.009
4 -	54.739	29.434	1:24.173	84.64	1.054	11:06:45.182

Weather / Track : Bright / Dry

Donington Park National
Circuit Length = 1.9790 miles
Start: 11:00 Flag 11:13 End: 11:15

BMCR - MRO Championships 2019 - Rnd 4 @ Donington Park

RKB-BMCR F1 & F2 Sidecars

RACE 6 - SECTOR ANALYSIS



SECTOR 1 = FL to I1, SECTOR 2 = I1 to FL, DIFF = Difference To Personal Best Lap, P = Crossed Finish Line in Pit Lane, D = Time Disallowed

5 -	54.878	28.602	1:23.480 (3)	85.34	0.361	11:08:08.662
6 -	55.416	28.580	1:23.996	84.82	0.877	11:09:32.658
7 -	54.098	29.021	1:23.119 (1)	85.71		11:10:55.777
8 -	58.254	29.153	1:27.407	81.51	4.288	11:12:23.184
9 -	54.536	28.652	1:23.188 (2)	85.64	0.069	11:13:46.372
10 -	56.263	30.196	1:26.459	82.40	3.340	11:15:12.831

P10 136 F1	EDWARDS / EDWARDS	BMR Suzuki - ECONOMY HEATING SERVICES
IDEAL LAP TIME : 1:21.542	BEST LAP TIME : 1:21.992	DIFFERENCE : 0.450

LAP	SECTOR 1	SECTOR 2	LAP TIME	MPH	DIFF	TIME OF DAY
1 -		29.100	1:30.518	78.70	8.526	11:02:29.813
2 -	55.819	30.521	1:26.340	82.51	4.348	11:03:56.153
3 -	56.164	28.988	1:25.152	83.66	3.160	11:05:21.305
4 -	55.021	28.972	1:23.993 (3)	84.82	2.001	11:06:45.298
5 -	56.047	28.799	1:24.846	83.97	2.854	11:08:10.144
6 -	54.965	29.542	1:24.507	84.30	2.515	11:09:34.651
7 -	53.069	28.923	1:21.992 (1)	86.89		11:10:56.643
8 -	59.228	28.709	1:27.937	81.01	5.945	11:12:24.580
9 -	53.953	28.473	1:22.426 (2)	86.43	0.434	11:13:47.006
10 -	56.056	30.112	1:26.168	82.68	4.176	11:15:13.174

P11 27 F2	KIRBY / GRAVES	-
IDEAL LAP TIME : 1:21.051	BEST LAP TIME : 1:21.051	DIFFERENCE : 0.000

LAP	SECTOR 1	SECTOR 2	LAP TIME	MPH	DIFF	TIME OF DAY
1 -		30.119	1:34.592	75.31	13.541	11:02:33.887
2 -	55.562	30.493	1:26.055	82.79	5.004	11:03:59.942
3 -	55.141	29.234	1:24.375	84.44	3.324	11:05:24.317
4 -	53.617	28.872	1:22.489 (3)	86.37	1.438	11:06:46.806
5 -	54.140	29.668	1:23.808	85.01	2.757	11:08:10.614
6 -	54.027	28.802	1:22.829	86.01	1.778	11:09:33.443
7 -	53.633	28.897	1:22.530	86.32	1.479	11:10:55.973
8 -	53.879	28.510	1:22.389 (2)	86.47	1.338	11:12:18.362
9 -	52.737	28.314	1:21.051 (1)	87.90		11:13:39.413
10 -	1:16.008	52.426	2:08.434	55.47	47.383	11:15:47.847

P12 76 F2	STREET / CHARLESWORTH	MRE Suzuki -
IDEAL LAP TIME : 1:24.856	BEST LAP TIME : 1:25.642	DIFFERENCE : 0.786

LAP	SECTOR 1	SECTOR 2	LAP TIME	MPH	DIFF	TIME OF DAY
1 -		31.201	1:34.083	75.72	8.441	11:02:33.378
2 -	56.405	30.592	1:26.997	81.89	1.355	11:04:00.375
3 -	55.717	30.025	1:25.742 (3)	83.09	0.100	11:05:26.117
4 -	57.462	32.295	1:29.757	79.37	4.115	11:06:55.874
5 -	54.831	30.811	1:25.642 (1)	83.19		11:08:21.516
6 -	56.624	30.501	1:27.125	81.77	1.483	11:09:48.641
7 -	55.623	30.536	1:26.159	82.69	0.517	11:11:14.800
8 -	55.216	30.456	1:25.672 (2)	83.16	0.030	11:12:40.472
9 -	56.947	30.125	1:27.072	81.82	1.430	11:14:07.544

P13 167 F2	PETTMAN / ROBINSON	Windle Yamaha -
IDEAL LAP TIME : 1:25.990	BEST LAP TIME : 1:26.431	DIFFERENCE : 0.441

LAP	SECTOR 1	SECTOR 2	LAP TIME	MPH	DIFF	TIME OF DAY
1 -		31.613	1:35.026	74.97	8.595	11:02:34.321
2 -	55.782	31.204	1:26.986	81.90	0.555	11:04:01.307
3 -	55.530	31.021	1:26.551 (2)	82.31	0.120	11:05:27.858
4 -	55.686	32.121	1:27.807	81.13	1.376	11:06:55.665
5 -	56.053	30.825	1:26.878	82.00	0.447	11:08:22.543
6 -	55.919	30.963	1:26.882	82.00	0.451	11:09:49.425
7 -	55.165	31.714	1:26.879	82.00	0.448	11:11:16.304
8 -	55.470	30.961	1:26.431 (1)	82.43		11:12:42.735
9 -	55.645	31.192	1:26.837 (3)	82.04	0.406	11:14:09.572

Weather / Track : Bright / Dry

Donington Park National
Circuit Length = 1.9790 miles
Start: 11:00 Flag 11:13 End: 11:15

BMCRC - MRO Championships 2019 - Rnd 4 @ Donington Park

RKB-BMCRC F1 & F2 Sidecars

RACE 6 - SECTOR ANALYSIS



SECTOR 1 = FL to I1, SECTOR 2 = I1 to FL, DIFF = Difference To Personal Best Lap, P = Crossed Finish Line in Pit Lane, D = Time Disallowed

P14 73 F2		GOODIER / STONE		LCR Suzuki - Broof Services			
IDEAL LAP TIME : 1:26.358		BEST LAP TIME : 1:26.896		DIFFERENCE : 0.538			
LAP	SECTOR 1	SECTOR 2	LAP TIME	MPH	DIFF	TIME OF DAY	
1 -		33.221	1:37.969	72.72	11.073	11:02:37.264	
2 -	57.918	30.237	1:28.155	80.81	1.259	11:04:05.419	
3 -	57.088	30.742	1:27.830 (3)	81.11	0.934	11:05:33.249	
4 -	57.745	30.502	1:28.247	80.73	1.351	11:07:01.496	
5 -	56.635	31.063	1:27.698 (2)	81.24	0.802	11:08:29.194	
6 -	57.161	30.688	1:27.849	81.10	0.953	11:09:57.043	
7 -	57.255	31.755	1:29.010	80.04	2.114	11:11:26.053	
8 -	58.229	30.422	1:28.651	80.36	1.755	11:12:54.704	
9 -	57.173	29.723	1:26.896 (1)	81.99		11:14:21.600	

P15 6 F2		BELLABY / GRISTWOOD		DDM Suzuki - Gristwood & Toms			
IDEAL LAP TIME : 1:25.872		BEST LAP TIME : 1:25.872		DIFFERENCE : 0.000			
LAP	SECTOR 1	SECTOR 2	LAP TIME	MPH	DIFF	TIME OF DAY	
1 -		30.832	1:33.516	76.18	7.644	11:02:32.811	
2 -	55.843	30.029	1:25.872 (1)	82.96		11:03:58.683	
3 -	56.826	30.202	1:27.028 (3)	81.86	1.156	11:05:25.711	
4 -	57.510	30.729	1:28.239	80.74	2.367	11:06:53.950	
5 -	56.215	30.827	1:27.042	81.85	1.170	11:08:20.992	
6 -	56.702	30.393	1:27.095	81.80	1.223	11:09:48.087	
7 -	56.033	32.001	1:28.034	80.93	2.162	11:11:16.121	
8 -	56.598	30.150	1:26.748 (2)	82.13	0.876	11:12:42.869	

P16 74 F1		RESTALL / HART		RCN Yamaha -			
IDEAL LAP TIME : 1:29.375		BEST LAP TIME : 1:29.508		DIFFERENCE : 0.133			
LAP	SECTOR 1	SECTOR 2	LAP TIME	MPH	DIFF	TIME OF DAY	
1 -		34.500	1:43.724	68.68	14.216	11:02:43.019	
2 -	1:00.145	33.333	1:33.478	76.21	3.970	11:04:16.497	
3 -	58.329	32.723	1:31.052	78.24	1.544	11:05:47.549	
4 -	58.230	31.278	1:29.508 (1)	79.59		11:07:17.057	
5 -	59.242	31.491	1:30.733 (3)	78.52	1.225	11:08:47.790	
6 -	58.097	31.712	1:29.809 (2)	79.33	0.301	11:10:17.599	
7 -	1:01.482	IN PIT	1:41.155 P	70.43	11.647	11:11:58.754	

P17 14 F2		BURNS / WINFROW		Honda - MRB Fencing			
IDEAL LAP TIME : 1:37.183		BEST LAP TIME : 1:37.519		DIFFERENCE : 0.336			
LAP	SECTOR 1	SECTOR 2	LAP TIME	MPH	DIFF	TIME OF DAY	
1 -		32.959	1:41.227	70.38	3.708	11:02:40.522	
2 -	1:04.246	33.273	1:37.519 (1)	73.05		11:04:18.041	
3 -	1:06.267	33.386	1:39.653	71.49	2.134	11:05:57.694	
4 -	1:05.140	32.937	1:38.077 (2)	72.64	0.558	11:07:35.771	
5 -	1:05.177	33.281	1:38.458	72.36	0.939	11:09:14.229	
6 -	1:05.161	33.253	1:38.414 (3)	72.39	0.895	11:10:52.643	
7 -	1:06.402	33.022	1:39.424	71.65	1.905	11:12:32.067	

P18 412 F1		PETTIS / PHILLIPS		RSR KTM - Performance technical			
IDEAL LAP TIME : 1:25.225		BEST LAP TIME : 1:25.524		DIFFERENCE : 0.299			
LAP	SECTOR 1	SECTOR 2	LAP TIME	MPH	DIFF	TIME OF DAY	
1 -		30.181	1:31.702	77.69	6.178	11:02:30.997	
2 -	55.801	29.849	1:25.650 (2)	83.18	0.126	11:03:56.647	
3 -	56.100	29.424	1:25.524 (1)	83.30		11:05:22.171	
4 -	1:02.954	41.386	1:44.340 (3)	68.28	18.816	11:07:06.511	

P19 24 F2		BOELSMA / VAN DER BURG		Honda -			
IDEAL LAP TIME : 1:34.008		BEST LAP TIME : 1:34.931		DIFFERENCE : 0.923			
LAP	SECTOR 1	SECTOR 2	LAP TIME	MPH	DIFF	TIME OF DAY	
1 -							
2 -							
3 -							
4 -							

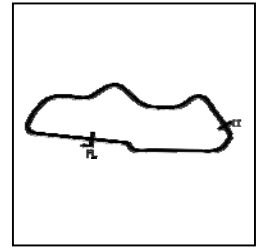
Weather / Track : Bright / Dry

Donington Park National
Circuit Length = 1.9790 miles
Start: 11:00 Flag 11:13 End: 11:15

BMCRC - MRO Championships 2019 - Rnd 4 @ Donington Park

RKB-BMCRC F1 & F2 Sidecars

RACE 6 - SECTOR ANALYSIS



SECTOR 1 = FL to I1, SECTOR 2 = I1 to FL, DIFF = Difference To Personal Best Lap, P = Crossed Finish Line in Pit Lane, D = Time Disallowed

1 -		32.711	1:42.344	69.61	7.413	11:02:41.639
2 -	1:01.297	33.634	1:34.931 (1)	75.05		11:04:16.570
3 -	1:08.153	IN PIT	1:56.569 P	61.11	21.638	11:06:13.139

P20	56 F2	PAWLEY / HAMMOND	Suzuki -			
IDEAL LAP TIME :		BEST LAP TIME :	DIFFERENCE :			
LAP	SECTOR 1	SECTOR 2	LAP TIME	MPH	DIFF	TIME OF DAY
1 -		IN PIT	2:18.786 P	51.33		11:03:18.081

BMCRC - MRO Championships 2019 - Rnd 4 @ Donington Park

RKB-BMCRC F1 & F2 Sidecars

RACE 6 - BEST SECTORS

SECTOR 1			SECTOR 2			IDEAL / BEST COMPARISON						
POS	NO	NAME	TIME	NO	NAME	TIME	POS	NO	NAME	IDEAL	BEST	DIFF
									PERFECT LAP	1:14.221		
1	52	PHILP / ALLUM	48.140	58	KIRK / SMITHIES	26.081	1	58	KIRK / SMITHIES	1:14.372	1:14.372	0.000
2	58	KIRK / SMITHIES	48.291	52	PHILP / ALLUM	26.262	2	52	PHILP / ALLUM	1:14.402	1:14.587	0.185
3	181	BELL / ANDERSON	49.647	181	BELL / ANDERSON	27.146	3	181	BELL / ANDERSON	1:16.793	1:16.973	0.180
4	103	LEBLOND / COUILLARD	51.039	118	BICKNELL / ENSOR	28.005	4	103	LEBLOND / COUILLA	1:19.045	1:19.183	0.138
5	137	MORPHET / RYDER	51.512	103	LEBLOND / COUILLARD	28.006	5	118	BICKNELL / ENSOR	1:19.580	1:19.819	0.239
6	118	BICKNELL / ENSOR	51.575	27	KIRBY / GRAVES	28.314	6	137	MORPHET / RYDER	1:20.008	1:20.331	0.323
7	128	HORTON / BUXTON	52.611	136	EDWARDS / EDWARDS	28.473	7	27	KIRBY / GRAVES	1:21.051	1:21.051	0.000
8	27	KIRBY / GRAVES	52.737	137	MORPHET / RYDER	28.496	8	128	HORTON / BUXTON	1:21.233	1:21.372	0.139
9	136	EDWARDS / EDWARDS	53.069	188	BEST / SLATER	28.580	9	136	EDWARDS / EDWAR	1:21.542	1:21.992	0.450
10	108	LEBLOND / STANTON	53.988	128	HORTON / BUXTON	28.622	10	188	BEST / SLATER	1:22.678	1:23.119	0.441
11	188	BEST / SLATER	54.098	108	LEBLOND / STANTON	29.231	11	108	LEBLOND / STAINTO	1:23.219	1:23.616	0.397
12	76	STREET / CHARLESWORTH	54.831	412	PETTIS / PHILLIPS	29.424	12	76	STREET / CHARLES\	1:24.856	1:25.642	0.786
13	167	PETTMAN / ROBINSON	55.165	73	GOODIER / STONE	29.723	13	412	PETTIS / PHILLIPS	1:25.225	1:25.524	0.299
14	412	PETTIS / PHILLIPS	55.801	76	STREET / CHARLESWORTH	30.025	14	6	BELLABY / GRISTWC	1:25.872	1:25.872	0.000
15	6	BELLABY / GRISTWOOD	55.843	6	BELLABY / GRISTWOOD	30.029	15	167	PETTMAN / ROBINSC	1:25.990	1:26.431	0.441
16	73	GOODIER / STONE	56.635	167	PETTMAN / ROBINSON	30.825	16	73	GOODIER / STONE	1:26.358	1:26.896	0.538
17	74	RESTALL / HART	58.097	74	RESTALL / HART	31.278	17	74	RESTALL / HART	1:29.375	1:29.508	0.133
18	24	BOELSMA / VAN DER BURG	1:01.297	24	BOELSMA / VAN DER BURG	32.711	18	24	BOELSMA / VAN DEF	1:34.008	1:34.931	0.923
19	14	BURNS / WINFROW	1:04.246	14	BURNS / WINFROW	32.937	19	14	BURNS / WINFROW	1:37.183	1:37.519	0.336
20							20	56	PAWLEY / HAMMONI			

Weather / Track : Bright / Dry

Results can be found at www.tsl-timing.com

Donington Park National
 Circuit Length = 1.9790 miles
 Start: 11:00 Flag 11:13 End: 11:15

Printed - 11:17 Sunday, 19 May 2019


BMCRC - MRO Championships 2019 - Rnd 4 @ Donington Park

RKB-BMCRC F1 & F2 Sidecars

RACE 18 - GRID (10 Laps)

ROW 15	1		29	36 SCHOFIELD / THOMAS
ROW 14	28	1 BIRCHALL / BIRCHALL	27	67 JEFFREY / WHEELER
ROW 13	26	18 BLACKWOOD / BLACKWOOD	25	121 LAWRENCE / HUGES
ROW 12	24	551 STAINTON / LUPTON	23	37 KNIGHT / ROSTRON
ROW 11	22	35 REEVES / THOMAS	21	32 HORSPOLE / CONNELL
ROW 10	20	56 PAWLEY / HAMMOND	19	14 1:37.519 BURNS / WINFROW
ROW 9	18	24 1:34.931 BOELSMA / VAN DER BURG	17	74 1:29.508 RESTALL / HART
ROW 8	16	73 1:26.896 GOODIER / STONE	15	167 1:26.431 PETTMAN / ROBINSON
ROW 7	14	6 1:25.872 BELLABY / GRISTWOOD	13	76 1:25.642 STREET / CHARLESWORTH
ROW 6	12	412 1:25.524 PETTIS / PHILLIPS	11	108 1:23.616 LEBLOND / STAINTON
ROW 5	10	188 1:23.119 BEST / SLATER	9	136 1:21.992 EDWARDS / EDWARDS
ROW 4	8	128 1:21.372 HORTON / BUXTON	7	27 1:21.051 KIRBY / GRAVES
ROW 3	6	137 1:20.331 MORPHET / RYDER	5	118 1:19.819 BICKNELL / ENSOR
ROW 2	4	103 1:19.183 LEBLOND / COUILLARD	3	181 1:16.973 BELL / ANDERSON
ROW 1	2	52 1:14.587 PHILP / ALLUM	1	58 1:14.372 KIRK / SMITHIES

Pole



Donington Park National
Circuit Length = 1.9790 miles

These results are provisional until the conclusion of any judicial and technical matters.

Clerk Of Course :		Timekeeper :
-------------------	--	--------------

Results can be found at www.tsl-timing.com

Printed - 11:21 Sunday, 19 May 2019



BMCRC - MRO Championships 2019 - Rnd 4 @ Donington Park

RKB-BMCRC F1 & F2 Sidecars

RACE 18 - CLASSIFICATION

POS	NO	CL	PIC NAME	ENTRY	LAPS	TIME	GAP	DIFF	MPH	BEST	ON
1	52	F1	1 PHILP / ALLUM	LCR - Powerbiking	10	12:47.039			92.70	1:15.225	3
2	58	F1	2 KIRK / SMITHIES	LCR Yamaha -	10	13:02.001	14.962	14.962	90.93	1:15.288	3
3	181	F1	3 BELL / ANDERSON	LCR Yamaha - Marin Motorsport	10	13:17.996	30.957	15.995	89.11	1:17.295	8
4	103	F2	1 LEBLOND / COUILLARD	SGR - Optimark Road Racing Team	10	13:25.819	38.780	7.823	88.24	1:18.969	7
5	118	F1	4 BICKNELL / ENSOR	LCR Kawasaki -	10	13:26.602	39.563	0.783	88.15	1:18.552	9
6	27	F2	2 KIRBY / GRAVES	-	10	13:27.024	39.985	0.422	88.11	1:18.870	8
7	137	F2	3 MORPHET / RYDER	LCR Suzuki -	10	13:30.108	43.069	3.084	87.77	1:19.356	9
8	128	F1	5 HORTON / BUXTON	Wintec Suzuki -	10	13:43.360	56.321	13.252	86.36	1:20.813	8
9	136	F1	6 EDWARDS / EDWARDS	BMR Suzuki - ECONOMY HEATING SERVICES	10	14:01.278	1:14.239	17.918	84.52	1:22.170	10
10	188	F1	7 BEST / SLATER	RSR Suzuki - Ecosse Consulting	10	14:02.521	1:15.482	1.243	84.40	1:22.629	9
11	108	F2	4 LEBLOND / STAINTON	SGR -	10	14:02.981	1:15.942	0.460	84.35	1:23.371	3
12	76	F2	5 STREET / CHARLESWORTH	MRE Suzuki -	9	12:56.521	1 Lap	1 Lap	82.39	1:24.538	8
13	412	F1	8 PETTIS / PHILLIPS	RSR KTM - Performance technical	9	13:20.619	1 Lap	24.098	79.91	1:24.854	2
14	167	F2	6 PETTMAN / ROBINSON	Windle Yamaha -	9	13:22.996	1 Lap	2.377	79.68	1:26.858	7

NOT CLASSIFIED

DNF	56	F2	PAWLEY / HAMMOND	Suzuki -	3	4:55.832	7 Laps	6 Laps	71.78	1:36.829	3
-----	----	----	------------------	----------	---	----------	--------	--------	-------	----------	---

FASTEST LAP

52	F1	PHILP / ALLUM	LCR - Powerbiking	3	1:15.225	94.71 mph	152.42 kph
27	F2	KIRBY / GRAVES	-	8	1:18.870	90.33 mph	145.37 kph

Class F1 - 92.5% of Race Speed = 85.74 mph

Class F2 - 92.5% of Race Speed = 81.62 mph

Donington Park National
Circuit Length = 1.9790 miles
Start: 15:18 Flag 15:30 End: 15:32

Weather / Track : Bright / Dry

These results are provisional until the conclusion of any judicial and technical matters.

Clerk Of Course :	Timekeeper :
-------------------	--------------

Results can be found at www.tsl-timing.com

Printed - 15:34 Sunday, 19 May 2019



BMCRC - MRO Championships 2019 - Rnd 4 @ Donington Park

RKB-BMCRC F1 & F2 Sidecars

RACE 18 - LAP CHART

LAP 1 @ 15:19:29.151

NO	BEHIND	LAP TIME
58		1:20.825
52	0.314	1:21.139
118	5.312	1:26.137
103	5.827	1:26.652
181	6.172	1:26.997
27	6.759	1:27.584
128	7.820	1:28.645
137	9.088	1:29.913
108	9.672	1:30.497
136	10.380	1:31.205
188	10.810	1:31.635
412	12.457	1:33.282
76	13.180	1:34.005
167	14.691	1:35.516
56	20.204	1:41.029

LAP 2 @ 15:20:45.414

NO	BEHIND	LAP TIME
58		1:16.263
52	0.335	1:16.284
118	9.882	1:20.833
103	10.265	1:20.701
181	10.409	1:20.500
27	11.320	1:20.824
128	12.484	1:20.927
137	12.853	1:20.028
108	16.858	1:23.449
136	17.439	1:23.322
188	18.377	1:23.830
412	21.048	1:24.854
76	21.894	1:24.977
167	25.947	1:27.519
56	41.915	1:37.974

LAP 3 @ 15:22:00.702

NO	BEHIND	LAP TIME
58		1:15.288
52	0.272	1:15.225
181	15.678	1:20.557
118	15.779	1:21.185
103	16.171	1:21.194
27	16.607	1:20.575
128	18.692	1:21.496
137	19.136	1:21.571
108	24.941	1:23.371
136	25.165	1:23.014
188	27.528	1:24.439
412	31.357	1:25.597
76	31.994	1:25.388
167	39.908	1:29.249
56	1:03.456	1:36.829

LAP 4 @ 15:23:16.046

NO	BEHIND	LAP TIME
58		1:15.344
52	0.296	1:15.368
181	19.796	1:19.462
103	22.063	1:21.236
118	22.674	1:22.239
27	23.133	1:21.870

137	24.248	1:20.456
128	25.442	1:22.094
108	33.311	1:23.714
136	33.785	1:23.964
188	36.168	1:23.984
412	40.939	1:24.926
76	41.769	1:25.119
167	54.708	1:30.144

LAP 5 @ 15:24:32.431

NO	BEHIND	LAP TIME
52		1:16.089
58	11.749	1:28.134
181	21.375	1:17.964
103	25.002	1:19.324
118	26.172	1:19.883
27	26.643	1:19.895
137	28.234	1:20.371
128	31.364	1:22.307
108	40.611	1:23.685
136	40.702	1:23.302
188	42.800	1:23.017
76	51.207	1:25.823
412	57.351	1:32.797
167	1:08.858	1:30.535

LAP 6 @ 15:25:47.959

NO	BEHIND	LAP TIME
52		1:15.528
58	14.209	1:17.988
181	24.120	1:18.273
103	28.660	1:19.186
118	29.842	1:19.198
27	30.161	1:19.046
137	32.472	1:19.766
128	38.007	1:22.171
108	48.919	1:23.836
136	49.160	1:23.986
188	50.130	1:22.858
76	1:01.221	1:25.542
412	1:11.867	1:30.044

LAP 7 @ 15:27:04.539

NO	BEHIND	LAP TIME
52		1:16.580
167	1 Lap	1:27.397
58	14.427	1:16.798
181	25.518	1:17.978
103	31.049	1:18.969
118	32.371	1:19.109
27	32.782	1:19.201
137	35.274	1:19.382
128	43.308	1:21.881
108	55.927	1:23.588
136	56.466	1:23.886
188	56.876	1:23.326
76	1:10.207	1:25.566

LAP 8 @ 15:28:20.877

NO	BEHIND	LAP TIME
52		1:16.338
412	1 Lap	1:30.431

167	1 Lap	1:26.858
58	14.842	1:16.753
181	26.475	1:17.295
103	34.128	1:19.417
27	35.314	1:18.870
118	35.552	1:19.519
137	38.309	1:19.373
128	47.783	1:20.813
108	1:03.015	1:23.426
136	1:03.492	1:23.364
188	1:04.334	1:23.796

LAP 9 @ 15:29:37.132

NO	BEHIND	LAP TIME
52		1:16.255
76	1 Lap	1:24.538
58	15.831	1:17.244
412	1 Lap	1:29.074
167	1 Lap	1:26.964
181	28.276	1:18.056
103	37.356	1:19.483
118	37.849	1:18.552
27	38.186	1:19.127
137	41.410	1:19.356
128	52.417	1:20.889
136	1:10.302	1:23.065
108	1:10.645	1:23.885
188	1:10.708	1:22.629

LAP 10 @ 15:30:55.365

NO	BEHIND	LAP TIME
52		1:18.233
76	1 Lap	1:25.563
58	14.962	1:17.364
181	30.957	1:20.914
412	1 Lap	1:29.614
167	1 Lap	1:28.814
103	38.780	1:19.657
118	39.563	1:19.947
27	39.985	1:20.032
137	43.069	1:19.892
128	56.321	1:22.137
136	1:14.239	1:22.170
188	1:15.482	1:23.007
108	1:15.942	1:23.530

Weather / Track : Bright / Dry

Results can be found at www.tsl-timing.com

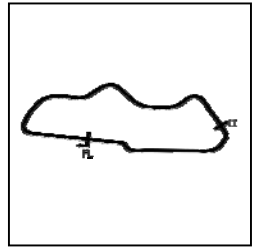
Donington Park National
Circuit Length = 1.9790 miles
Start: 15:18 Flag 15:30 End: 15:32

Printed - 15:36 Sunday, 19 May 2019

BMCRC - MRO Championships 2019 - Rnd 4 @ Donington Park

RKB-BMCRC F1 & F2 Sidecars

RACE 18 - SECTOR ANALYSIS



SECTOR 1 = FL to I1, SECTOR 2 = I1 to FL, DIFF = Difference To Personal Best Lap, P = Crossed Finish Line in Pit Lane, D = Time Disallowed

P1 52 F1 PHILP / ALLUM		LCR - Powerbiking				
IDEAL LAP TIME : 1:15.079		BEST LAP TIME : 1:15.225		DIFFERENCE : 0.146		
LAP	SECTOR 1	SECTOR 2	LAP TIME	MPH	DIFF	TIME OF DAY
1 -		27.096	1:21.139	87.80	5.914	15:19:29.465
2 -	48.984	27.300	1:16.284	93.39	1.059	15:20:45.749
3 -	48.393	26.832	1:15.225 (1)	94.71		15:22:00.974
4 -	48.682	26.686	1:15.368 (2)	94.53	0.143	15:23:16.342
5 -	48.923	27.166	1:16.089	93.63	0.864	15:24:32.431
6 -	48.512	27.016	1:15.528 (3)	94.33	0.303	15:25:47.959
7 -	49.608	26.972	1:16.580	93.03	1.355	15:27:04.539
8 -	49.165	27.173	1:16.338	93.33	1.113	15:28:20.877
9 -	48.887	27.368	1:16.255	93.43	1.030	15:29:37.132
10 -	49.078	29.155	1:18.233	91.06	3.008	15:30:55.365

P2 58 F1 KIRK/ SMITHIES		LCR Yamaha -				
IDEAL LAP TIME : 1:15.089		BEST LAP TIME : 1:15.288		DIFFERENCE : 0.199		
LAP	SECTOR 1	SECTOR 2	LAP TIME	MPH	DIFF	TIME OF DAY
1 -		26.993	1:20.825	88.14	5.537	15:19:29.151
2 -	49.014	27.249	1:16.263 (3)	93.42	0.975	15:20:45.414
3 -	48.364	26.924	1:15.288 (1)	94.63		15:22:00.702
4 -	48.619	26.725	1:15.344 (2)	94.56	0.056	15:23:16.046
5 -	49.031	39.103	1:28.134	80.83	12.846	15:24:44.180
6 -	50.790	27.198	1:17.988	91.35	2.700	15:26:02.168
7 -	49.493	27.305	1:16.798	92.77	1.510	15:27:18.966
8 -	49.903	26.850	1:16.753	92.82	1.465	15:28:35.719
9 -	49.842	27.402	1:17.244	92.23	1.956	15:29:52.963
10 -	49.907	27.457	1:17.364	92.09	2.076	15:31:10.327

P3 181 F1 BELL / ANDERSON		LCR Yamaha - Marin Motorsport				
IDEAL LAP TIME : 1:17.196		BEST LAP TIME : 1:17.295		DIFFERENCE : 0.099		
LAP	SECTOR 1	SECTOR 2	LAP TIME	MPH	DIFF	TIME OF DAY
1 -		29.452	1:26.997	81.89	9.702	15:19:35.323
2 -	51.704	28.796	1:20.500	88.50	3.205	15:20:55.823
3 -	52.086	28.471	1:20.557	88.44	3.262	15:22:16.380
4 -	51.652	27.810	1:19.462	89.66	2.167	15:23:35.842
5 -	50.047	27.917	1:17.964 (2)	91.38	0.669	15:24:53.806
6 -	50.571	27.702	1:18.273	91.02	0.978	15:26:12.079
7 -	50.567	27.411	1:17.978 (3)	91.36	0.683	15:27:30.057
8 -	49.799	27.496	1:17.295 (1)	92.17		15:28:47.352
9 -	49.785	28.271	1:18.056	91.27	0.761	15:30:05.408
10 -	52.215	28.699	1:20.914	88.05	3.619	15:31:26.322

P4 103 F2 LEBLOND / COUILLARD		SGR - Optimark Road Racing Team				
IDEAL LAP TIME : 1:18.969		BEST LAP TIME : 1:18.969		DIFFERENCE : 0.000		
LAP	SECTOR 1	SECTOR 2	LAP TIME	MPH	DIFF	TIME OF DAY
1 -		29.328	1:26.652	82.22	7.683	15:19:34.978
2 -	51.950	28.751	1:20.701	88.28	1.732	15:20:55.679
3 -	52.671	28.523	1:21.194	87.74	2.225	15:22:16.873
4 -	52.797	28.439	1:21.236	87.70	2.267	15:23:38.109
5 -	50.982	28.342	1:19.324 (3)	89.81	0.355	15:24:57.433
6 -	51.004	28.182	1:19.186 (2)	89.97	0.217	15:26:16.619
7 -	50.912	28.057	1:18.969 (1)	90.22		15:27:35.588
8 -	51.192	28.225	1:19.417	89.71	0.448	15:28:55.005
9 -	51.285	28.198	1:19.483	89.63	0.514	15:30:14.488
10 -	51.226	28.431	1:19.657	89.44	0.688	15:31:34.145

P5 118 F1 BICKNELL / ENSOR		LCR Kawasaki -				
IDEAL LAP TIME : 1:18.552		BEST LAP TIME : 1:18.552		DIFFERENCE : 0.000		
LAP	SECTOR 1	SECTOR 2	LAP TIME	MPH	DIFF	TIME OF DAY

Weather / Track : Bright / Dry

Donington Park National
Circuit Length = 1.9790 miles
Start: 15:18 Flag 15:30 End: 15:32

BMCRC - MRO Championships 2019 - Rnd 4 @ Donington Park

RKB-BMCRC F1 & F2 Sidecars

RACE 18 - SECTOR ANALYSIS



SECTOR 1 = FL to I1, SECTOR 2 = I1 to FL, DIFF = Difference To Personal Best Lap, P = Crossed Finish Line in Pit Lane, D = Time Disallowed

1 -		28.875	1:26.137	82.71	7.585	15:19:34.463
2 -	51.924	28.909	1:20.833	88.14	2.281	15:20:55.296
3 -	52.151	29.034	1:21.185	87.75	2.633	15:22:16.481
4 -	53.657	28.582	1:22.239	86.63	3.687	15:23:38.720
5 -	51.719	28.164	1:19.883	89.18	1.331	15:24:58.603
6 -	51.188	28.010	1:19.198 (3)	89.95	0.646	15:26:17.801
7 -	50.972	28.137	1:19.109 (2)	90.06	0.557	15:27:36.910
8 -	50.791	28.728	1:19.519	89.59	0.967	15:28:56.429
9 -	50.543	28.009	1:18.552 (1)	90.69		15:30:14.981
10 -	51.631	28.316	1:19.947	89.11	1.395	15:31:34.928

P6 27 F2		KIRBY / GRAVES				
IDEAL LAP TIME : 1:18.534		BEST LAP TIME : 1:18.870		DIFFERENCE : 0.336		
LAP	SECTOR 1	SECTOR 2	LAP TIME	MPH	DIFF	TIME OF DAY
1 -		28.728	1:27.584	81.34	8.714	15:19:35.910
2 -	52.262	28.562	1:20.824	88.15	1.954	15:20:56.734
3 -	52.158	28.417	1:20.575	88.42	1.705	15:22:17.309
4 -	53.063	28.807	1:21.870	87.02	3.000	15:23:39.179
5 -	51.916	27.979	1:19.895	89.17	1.025	15:24:59.074
6 -	51.478	27.568	1:19.046 (2)	90.13	0.176	15:26:18.120
7 -	51.526	27.675	1:19.201	89.95	0.331	15:27:37.321
8 -	50.966	27.904	1:18.870 (1)	90.33		15:28:56.191
9 -	51.356	27.771	1:19.127 (3)	90.04	0.257	15:30:15.318
10 -	51.707	28.325	1:20.032	89.02	1.162	15:31:35.350

P7 137 F2		MORPHET / RYDER		LCR Suzuki -		
IDEAL LAP TIME : 1:19.036		BEST LAP TIME : 1:19.356		DIFFERENCE : 0.320		
LAP	SECTOR 1	SECTOR 2	LAP TIME	MPH	DIFF	TIME OF DAY
1 -		30.619	1:29.913	79.23	10.557	15:19:38.239
2 -	51.512	28.516	1:20.028	89.02	0.672	15:20:58.267
3 -	52.972	28.599	1:21.571	87.34	2.215	15:22:19.838
4 -	52.313	28.143	1:20.456	88.55	1.100	15:23:40.294
5 -	51.993	28.378	1:20.371	88.64	1.015	15:25:00.665
6 -	51.489	28.277	1:19.766	89.31	0.410	15:26:20.431
7 -	51.411	27.971	1:19.382 (3)	89.75	0.026	15:27:39.813
8 -	51.065	28.308	1:19.373 (2)	89.76	0.017	15:28:59.186
9 -	51.168	28.188	1:19.356 (1)	89.78		15:30:18.542
10 -	51.325	28.567	1:19.892	89.17	0.536	15:31:38.434

P8 128 F1		HORTON / BUXTON		Wintec Suzuki -		
IDEAL LAP TIME : 1:20.700		BEST LAP TIME : 1:20.813		DIFFERENCE : 0.113		
LAP	SECTOR 1	SECTOR 2	LAP TIME	MPH	DIFF	TIME OF DAY
1 -		29.001	1:28.645	80.37	7.832	15:19:36.971
2 -	52.429	28.498	1:20.927 (3)	88.03	0.114	15:20:57.898
3 -	52.848	28.648	1:21.496	87.42	0.683	15:22:19.394
4 -	53.294	28.800	1:22.094	86.78	1.281	15:23:41.488
5 -	53.150	29.157	1:22.307	86.56	1.494	15:25:03.795
6 -	53.353	28.818	1:22.171	86.70	1.358	15:26:25.966
7 -	52.854	29.027	1:21.881	87.01	1.068	15:27:47.847
8 -	52.202	28.611	1:20.813 (1)	88.16		15:29:08.660
9 -	52.307	28.582	1:20.889 (2)	88.07	0.076	15:30:29.549
10 -	52.310	29.827	1:22.137	86.74	1.324	15:31:51.686

P9 136 F1		EDWARDS / EDWARDS		BMR Suzuki - ECONOMY HEATING SERVICES		
IDEAL LAP TIME : 1:22.170		BEST LAP TIME : 1:22.170		DIFFERENCE : 0.000		
LAP	SECTOR 1	SECTOR 2	LAP TIME	MPH	DIFF	TIME OF DAY
1 -		29.976	1:31.205	78.11	9.035	15:19:39.531
2 -	53.880	29.442	1:23.322	85.50	1.152	15:21:02.853
3 -	53.941	29.073	1:23.014 (2)	85.82	0.844	15:22:25.867
4 -	54.670	29.294	1:23.964	84.85	1.794	15:23:49.831

Weather / Track : Bright / Dry

Donington Park National
Circuit Length = 1.9790 miles
Start: 15:18 Flag 15:30 End: 15:32

BMCRC - MRO Championships 2019 - Rnd 4 @ Donington Park

RKB-BMCRC F1 & F2 Sidecars

RACE 18 - SECTOR ANALYSIS



SECTOR 1 = FL to I1, SECTOR 2 = I1 to FL, DIFF = Difference To Personal Best Lap, P = Crossed Finish Line in Pit Lane, D = Time Disallowed

5 -	53.826	29.476	1:23.302	85.52	1.132	15:25:13.133
6 -	54.573	29.413	1:23.986	84.83	1.816	15:26:37.119
7 -	54.429	29.457	1:23.886	84.93	1.716	15:28:01.005
8 -	54.255	29.109	1:23.364	85.46	1.194	15:29:24.369
9 -	54.016	29.049	1:23.065 (3)	85.77	0.895	15:30:47.434
10 -	53.355	28.815	1:22.170 (1)	86.70		15:32:09.604

P10 188 F1 BEST / SLATER			RSR Suzuki - Ecosse Consulting			
IDEAL LAP TIME : 1:22.025		BEST LAP TIME : 1:22.629		DIFFERENCE : 0.604		
LAP	SECTOR 1	SECTOR 2	LAP TIME	MPH	DIFF	TIME OF DAY
1 -		29.238	1:31.635	77.74	9.006	15:19:39.961
2 -	54.491	29.339	1:23.830	84.98	1.201	15:21:03.791
3 -	55.190	29.249	1:24.439	84.37	1.810	15:22:28.230
4 -	54.716	29.268	1:23.984	84.83	1.355	15:23:52.214
5 -	54.288	28.729	1:23.017	85.82	0.388	15:25:15.231
6 -	54.387	28.471	1:22.858 (2)	85.98	0.229	15:26:38.089
7 -	54.143	29.183	1:23.326	85.50	0.697	15:28:01.415
8 -	54.368	29.428	1:23.796	85.02	1.167	15:29:25.211
9 -	53.716	28.913	1:22.629 (1)	86.22		15:30:47.840
10 -	54.698	28.309	1:23.007 (3)	85.83	0.378	15:32:10.847

P11 108 F2 LEBLOND / STANTON			SGR -			
IDEAL LAP TIME : 1:22.932		BEST LAP TIME : 1:23.371		DIFFERENCE : 0.439		
LAP	SECTOR 1	SECTOR 2	LAP TIME	MPH	DIFF	TIME OF DAY
1 -		29.780	1:30.497	78.72	7.126	15:19:38.823
2 -	53.856	29.593	1:23.449 (3)	85.37	0.078	15:21:02.272
3 -	53.647	29.724	1:23.371 (1)	85.45		15:22:25.643
4 -	54.306	29.408	1:23.714	85.10	0.343	15:23:49.357
5 -	53.828	29.857	1:23.685	85.13	0.314	15:25:13.042
6 -	54.328	29.508	1:23.836	84.98	0.465	15:26:36.878
7 -	54.213	29.375	1:23.588	85.23	0.217	15:28:00.466
8 -	53.902	29.524	1:23.426 (2)	85.40	0.055	15:29:23.892
9 -	54.043	29.842	1:23.885	84.93	0.514	15:30:47.777
10 -	54.245	29.285	1:23.530	85.29	0.159	15:32:11.307

P12 76 F2 STREET / CHARLESWORTH			MRE Suzuki -			
IDEAL LAP TIME : 1:24.238		BEST LAP TIME : 1:24.538		DIFFERENCE : 0.300		
LAP	SECTOR 1	SECTOR 2	LAP TIME	MPH	DIFF	TIME OF DAY
1 -		30.605	1:34.005	75.78	9.467	15:19:42.331
2 -	55.448	29.529	1:24.977 (2)	83.84	0.439	15:21:07.308
3 -	55.282	30.106	1:25.388	83.43	0.850	15:22:32.696
4 -	54.919	30.200	1:25.119 (3)	83.70	0.581	15:23:57.815
5 -	55.819	30.004	1:25.823	83.01	1.285	15:25:23.638
6 -	55.465	30.077	1:25.542	83.28	1.004	15:26:49.180
7 -	55.335	30.231	1:25.566	83.26	1.028	15:28:14.746
8 -	54.709	29.829	1:24.538 (1)	84.27		15:29:39.284
9 -	55.044	30.519	1:25.563	83.26	1.025	15:31:04.847

P13 412 F1 PETTIS / PHILLIPS			RSR KTM - Performance technical			
IDEAL LAP TIME : 1:24.717		BEST LAP TIME : 1:24.854		DIFFERENCE : 0.137		
LAP	SECTOR 1	SECTOR 2	LAP TIME	MPH	DIFF	TIME OF DAY
1 -		30.447	1:33.282	76.37	8.428	15:19:41.608
2 -	55.046	29.808	1:24.854 (1)	83.96		15:21:06.462
3 -	55.680	29.917	1:25.597 (3)	83.23	0.743	15:22:32.059
4 -	55.255	29.671	1:24.926 (2)	83.89	0.072	15:23:56.985
5 -	1:00.775	32.022	1:32.797	76.77	7.943	15:25:29.782
6 -	58.821	31.223	1:30.044	79.12	5.190	15:26:59.826
7 -	59.061	31.370	1:30.431	78.78	5.577	15:28:30.257
8 -	57.825	31.249	1:29.074	79.98	4.220	15:29:59.331
9 -	58.675	30.939	1:29.614	79.50	4.760	15:31:28.945

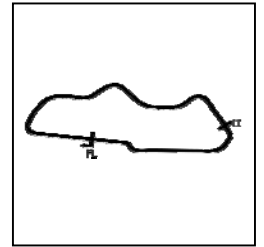
Weather / Track : Bright / Dry

Donington Park National
Circuit Length = 1.9790 miles
Start: 15:18 Flag 15:30 End: 15:32

BMCRC - MRO Championships 2019 - Rnd 4 @ Donington Park

RKB-BMCRC F1 & F2 Sidecars

RACE 18 - SECTOR ANALYSIS



SECTOR 1 = FL to I1, SECTOR 2 = I1 to FL, DIFF = Difference To Personal Best Lap, P = Crossed Finish Line in Pit Lane, D = Time Disallowed

P14 167 F2 PETTMAN / ROBINSON			Windle Yamaha -			
IDEAL LAP TIME : 1:26.769		BEST LAP TIME : 1:26.858	DIFFERENCE : 0.089			
LAP	SECTOR 1	SECTOR 2	LAP TIME	MPH	DIFF	TIME OF DAY
1 -		31.362	1:35.516	74.59	8.658	15:19:43.842
2 -	56.150	31.369	1:27.519	81.40	0.661	15:21:11.361
3 -	57.392	31.857	1:29.249	79.82	2.391	15:22:40.610
4 -	57.394	32.750	1:30.144	79.03	3.286	15:24:10.754
5 -	58.467	32.068	1:30.535	78.69	3.677	15:25:41.289
6 -	56.344	31.053	1:27.397 (3)	81.52	0.539	15:27:08.686
7 -	55.767	31.091	1:26.858 (1)	82.02		15:28:35.544
8 -	55.716	31.248	1:26.964 (2)	81.92	0.106	15:30:02.508
9 -	55.850	32.964	1:28.814	80.21	1.956	15:31:31.322

P15 56 F2 PAWLEY / HAMMOND			Suzuki -			
IDEAL LAP TIME : 1:36.013		BEST LAP TIME : 1:36.829	DIFFERENCE : 0.816			
LAP	SECTOR 1	SECTOR 2	LAP TIME	MPH	DIFF	TIME OF DAY
1 -		33.091	1:41.029	70.52	4.200	15:19:49.355
2 -	1:02.922	35.052	1:37.974 (2)	72.71	1.145	15:21:27.329
3 -	1:03.356	33.473	1:36.829 (1)	73.57		15:23:04.158

Weather / Track : Bright / Dry

Donington Park National
 Circuit Length = 1.9790 miles
 Start: 15:18 Flag 15:30 End: 15:32

BMCRC - MRO Championships 2019 - Rnd 4 @ Donington Park

RKB-BMCRC F1 & F2 Sidecars

RACE 18 - BEST SECTORS

SECTOR 1			SECTOR 2			IDEAL / BEST COMPARISON						
POS	NO	NAME	TIME	NO	NAME	TIME	POS	NO	NAME	IDEAL	BEST	DIFF
									PERFECT LAP	1:15.050		
1	58	KIRK/SMITHIES	48.364	52	PHILP/ALLUM	26.686	1	52	PHILP/ALLUM	1:15.079	1:15.225	0.146
2	52	PHILP/ALLUM	48.393	58	KIRK/SMITHIES	26.725	2	58	KIRK/SMITHIES	1:15.089	1:15.288	0.199
3	181	BELL/ANDERSON	49.785	181	BELL/ANDERSON	27.411	3	181	BELL/ANDERSON	1:17.196	1:17.295	0.099
4	118	BICKNELL/ENSOR	50.543	27	KIRBY/GRAVES	27.568	4	27	KIRBY/GRAVES	1:18.534	1:18.870	0.336
5	103	LEBLOND/COUILLARD	50.912	137	MORPHET/Ryder	27.971	5	118	BICKNELL/ENSOR	1:18.552	1:18.552	0.000
6	27	KIRBY/GRAVES	50.966	118	BICKNELL/ENSOR	28.009	6	103	LEBLOND/COUILLA	1:18.969	1:18.969	0.000
7	137	MORPHET/Ryder	51.065	103	LEBLOND/COUILLARD	28.057	7	137	MORPHET/Ryder	1:19.036	1:19.356	0.320
8	128	HORTON/BUXTON	52.202	188	BEST/SLATER	28.309	8	128	HORTON/BUXTON	1:20.700	1:20.813	0.113
9	136	EDWARDS/EDWARDS	53.355	128	HORTON/BUXTON	28.498	9	188	BEST/SLATER	1:22.025	1:22.629	0.604
10	108	LEBLOND/STANTON	53.647	136	EDWARDS/EDWARDS	28.815	10	136	EDWARDS/EDWAR	1:22.170	1:22.170	0.000
11	188	BEST/SLATER	53.716	108	LEBLOND/STANTON	29.285	11	108	LEBLOND/STAINTO	1:22.932	1:23.371	0.439
12	76	STREET/CHARLESWORTH	54.709	76	STREET/CHARLESWORTH	29.529	12	76	STREET/CHARLES\	1:24.238	1:24.538	0.300
13	412	PETTIS/PHILLIPS	55.046	412	PETTIS/PHILLIPS	29.671	13	412	PETTIS/PHILLIPS	1:24.717	1:24.854	0.137
14	167	PETTMAN/ROBINSON	55.716	167	PETTMAN/ROBINSON	31.053	14	167	PETTMAN/ROBINSC	1:26.769	1:26.858	0.089
15	56	PAWLEY/HAMMOND	1:02.922	56	PAWLEY/HAMMOND	33.091	15	56	PAWLEY/HAMMONI	1:36.013	1:36.829	0.816

Weather / Track : Bright / Dry

Results can be found at www.tsl-timing.com

Donington Park National
Circuit Length = 1.9790 miles
Start: 15:18 Flag 15:30 End: 15:32

Printed - 15:36 Sunday, 19 May 2019

BMCRC-MRO Championships 2018



BMCRC THUNDERBIKE EXTREME & ULTRA

Donington Park National

18th/19th May 2019



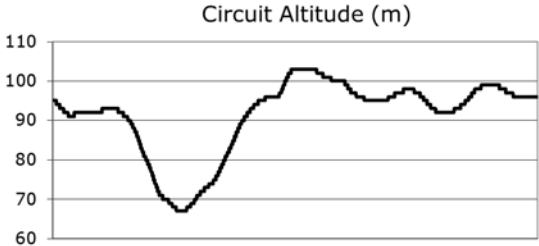
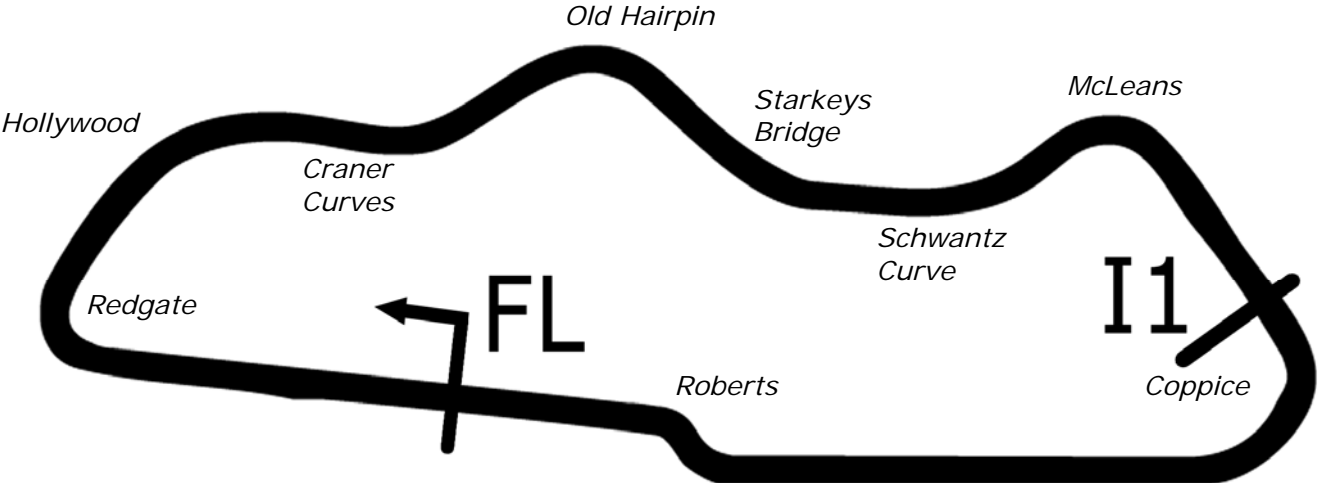
Results Provided by Timing Solutions Ltd
www.tsl-timing.com

Donington Park National



SPORTS TIMING

TIMING SOLUTIONS LTD



Length	1.9790 miles	3185.0 m	
FL		52.82971 N	1.37867 W
I1	2096m	52.82978 N	1.36508 W
Pit Entry	3100m	52.82951 N	1.37832 W
Pit Exit	229m after FL	52.82996 N	1.38205 W
Pit Entry–Pit Exit 287m, 17.2s @60kph, 12.9s @80kph			

All results available at www.tsl-timing.com

BMCRC - MRO Championships 2019 - Rnd 4 @ Donington Park

BMCRC Thunderbike Extreme & Ultra

FREE PRACTICE - CLASSIFICATION

POS	NO	CL	PIC NAME	ENTRY	TIME	ON	LAPS	GAP	DIFF	MPH
1	40	UL	1 Aiden PATMORE	Yamaha - TBR Performance/NW Roofing	1:20.181	10	10			88.85
2	143	UL	2 Steve PALMER	Yamaha - 4C8/Mk1 Transit racing	1:22.595	3	6	2.414	2.414	86.25
3	16	UL	3 Matthew WREN	Suzuki - TBR performance	1:22.692	10	10	2.511	0.097	86.15
4	258	UL	4 Ande FRIEND	Kawasaki - Flying colours Motorcycle Training	1:26.223	7	9	6.042	3.531	82.63
5	228	EX	1 Clive EMERSON	Honda -	1:26.592	6	9	6.411	0.369	82.27
6	611	UL	5 Gary DRAKE	Suzuki -	1:27.608	5	9	7.427	1.016	81.32
7	54	EX	2 Andrew SAUNDERS	Suzuki - SDC PERFORMANCE	1:27.649	6	9	7.468	0.041	81.28
8	4	UL	6 James REVELEY	Yamaha - PCN racing	1:28.154	7	9	7.973	0.505	80.82
9	31	EXR	1 Pete SANDERSON	Suzuki - The Wife!	1:31.610	9	9	11.429	3.456	77.77
10	12	EX	3 Russell TAYLOR	Suzuki -	1:32.330	6	9	12.149	0.720	77.16
11	35	EX	4 Stephen HARVEY	Yamaha -	1:32.846	5	9	12.665	0.516	76.73
12	52	EX	5 Barry MANTELL	Honda - Swedish car connection	1:33.166	7	9	12.985	0.320	76.47
13	69	EX	6 Tony RUSSO	Suzuki - Titan Elevators	1:33.259	5	6	13.078	0.093	76.39
14	186	EXR	2 Stephen WILKINSON	Honda -	1:36.974	7	8	16.793	3.715	73.46
15	171	EX	7 Daniel GIBBS	Suzuki - Thomas Racing	1:38.274	4	5	18.093	1.300	72.49
16	42	EX	8 Alan WOOD	Suzuki - J.Clubb Aggregates & Concrete	1:39.555	2	3	19.374	1.281	71.56
17	130	EX	9 Fraser GRINSTEAD	Suzuki - TRAPDOOR RACING	1:41.293	7	8	21.112	1.738	70.33
18	18	EX	10 Stuart ALBON	Honda -	1:41.455	7	8	21.274	0.162	70.22
19	46	EX	11 Adrian DRAPER	Suzuki - droopy racing uk	1:46.581	6	8	26.400	5.126	66.84
20	24	EX	12 Mark REYNOLDS	Aprilia -			2			
21	20	EX	13 Marc CRESSWELL	Honda - Fishbowl Racing			1			

Weather / Track : Cloudy / Damp

These results are provisional until the conclusion of any judicial and technical matters.

Donington Park National
Circuit Length = 1.9790 miles
Start: 10:13 Flag 10:26 End: 10:28

Clerk Of Course :

Timekeeper :

Results can be found at www.tsl-timing.com

Printed - 10:28 Saturday, 18 May 2019



BMCRC - MRO Championships 2019 - Rnd 4 @ Donington Park

BMCRC Thunderbike Extreme & Ultra

FREE PRACTICE - SECTOR ANALYSIS



SECTOR 1 = FL to I1, SECTOR 2 = I1 to FL, DIFF = Difference To Personal Best Lap, P = Crossed Finish Line in Pit Lane, D = Time Disallowed

P1 40 UL		Aiden PATMORE		Yamaha - TBR Performance/NW Roofing		
IDEAL LAP TIME : 1:20.046		BEST LAP TIME : 1:20.181		DIFFERENCE : 0.135		
LAP	SECTOR 1	SECTOR 2	LAP TIME	MPH	DIFF	TIME OF DAY
1 -						10:14:14.029
2 -	1:03.839	30.650	1:34.489	75.40	14.308	10:15:48.518
3 -	58.183	29.039	1:27.222	81.68	7.041	10:17:15.740
4 -	54.437	27.680	1:22.117 (3)	86.76	1.936	10:18:37.857
5 -	55.173	27.905	1:23.078	85.75	2.897	10:20:00.935
6 -	54.552	27.739	1:22.291	86.57	2.110	10:21:23.226
7 -	1:02.514	33.524	1:36.038	74.18	15.857	10:22:59.264
8 -	57.908	29.134	1:27.042	81.85	6.861	10:24:26.306
9 -	53.803	28.106	1:21.909 (2)	86.98	1.728	10:25:48.215
10 -	52.366	27.815	1:20.181 (1)	88.85		10:27:08.396

P2 143 UL		Steve PALMER		Yamaha - 4C8/Mk1 Transit racing		
IDEAL LAP TIME : 1:21.449		BEST LAP TIME : 1:22.595		DIFFERENCE : 1.146		
LAP	SECTOR 1	SECTOR 2	LAP TIME	MPH	DIFF	TIME OF DAY
1 -						10:14:14.727
2 -	58.074	28.775	1:26.849 (2)	82.03	4.254	10:15:41.576
3 -	53.703	28.892	1:22.595 (1)	86.25		10:17:04.171
4 -	52.674	IN PIT	1:27.811 P	81.13	5.216	10:18:31.982
5 -	OUTLAP	29.939	7:03.594	16.81	5:40.999	10:25:35.576
6 -	59.416	28.818	1:28.234 (3)	80.74	5.639	10:27:03.810

P3 16 UL		Matthew WREN		Suzuki - TBR performance		
IDEAL LAP TIME : 1:22.692		BEST LAP TIME : 1:22.692		DIFFERENCE : 0.000		
LAP	SECTOR 1	SECTOR 2	LAP TIME	MPH	DIFF	TIME OF DAY
1 -						10:14:18.042
2 -	1:05.020	31.202	1:36.222	74.04	13.530	10:15:54.264
3 -	1:00.265	29.821	1:30.086	79.08	7.394	10:17:24.350
4 -	59.392	29.787	1:29.179	79.89	6.487	10:18:53.529
5 -	57.812	29.329	1:27.141	81.75	4.449	10:20:20.670
6 -	58.585	29.250	1:27.835	81.11	5.143	10:21:48.505
7 -	58.021	28.532	1:26.553	82.31	3.861	10:23:15.058
8 -	55.391	28.344	1:23.735 (2)	85.08	1.043	10:24:38.793
9 -	55.180	29.036	1:24.216 (3)	84.59	1.524	10:26:03.009
10 -	54.562	28.130	1:22.692 (1)	86.15		10:27:25.701

P4 258 UL		Ande FRIEND		Kawasaki - Flying colours Motorcycle Training		
IDEAL LAP TIME : 1:26.071		BEST LAP TIME : 1:26.223		DIFFERENCE : 0.152		
LAP	SECTOR 1	SECTOR 2	LAP TIME	MPH	DIFF	TIME OF DAY
1 -						10:14:31.059
2 -	1:16.768	33.165	1:49.933	64.80	23.710	10:16:20.992
3 -	1:04.248	32.436	1:36.684	73.68	10.461	10:17:57.676
4 -	1:03.621	30.944	1:34.565	75.34	8.342	10:19:32.241
5 -	1:00.535	30.318	1:30.853	78.41	4.630	10:21:03.094
6 -	57.012	29.320	1:26.332 (2)	82.52	0.109	10:22:29.426
7 -	57.164	29.059	1:26.223 (1)	82.63		10:23:55.649
8 -	58.585	29.844	1:28.429 (3)	80.56	2.206	10:25:24.078
9 -	58.187	30.528	1:28.715	80.30	2.492	10:26:52.793

P5 228 EX		Clive EMERSON		Honda -		
IDEAL LAP TIME : 1:26.592		BEST LAP TIME : 1:26.592		DIFFERENCE : 0.000		
LAP	SECTOR 1	SECTOR 2	LAP TIME	MPH	DIFF	TIME OF DAY
1 -						10:14:21.874
2 -	1:17.969	35.468	1:53.437	62.80	26.845	10:16:15.311
3 -	1:06.606	35.211	1:41.817	69.97	15.225	10:17:57.128
4 -	1:00.061	31.751	1:31.812	77.60	5.220	10:19:28.940
5 -	1:00.166	30.830	1:30.996	78.29	4.404	10:20:59.936

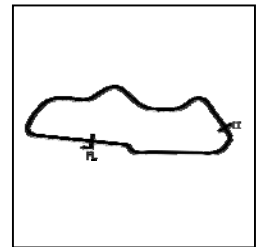
Weather / Track : Cloudy / Damp

Donington Park National
Circuit Length = 1.9790 miles
Start: 10:13 Flag 10:26 End: 10:28

BMCRC - MRO Championships 2019 - Rnd 4 @ Donington Park

BMCRC Thunderbike Extreme & Ultra

FREE PRACTICE - SECTOR ANALYSIS



SECTOR 1 = FL to I1, SECTOR 2 = I1 to FL, DIFF = Difference To Personal Best Lap, P = Crossed Finish Line in Pit Lane, D = Time Disallowed

6 -	56.923	29.669	1:26.592 (1)	82.27		10:22:26.528
7 -	57.129	30.811	1:27.940 (2)	81.01	1.348	10:23:54.468
8 -	59.256	30.445	1:29.701	79.42	3.109	10:25:24.169
9 -	58.647	30.416	1:29.063 (3)	79.99	2.471	10:26:53.232

P6	611 UL	Gary DRAKE	Suzuki -			
IDEAL LAP TIME : 1:27.346		BEST LAP TIME : 1:27.608		DIFFERENCE : 0.262		
LAP	SECTOR 1	SECTOR 2	LAP TIME	MPH	DIFF	TIME OF DAY
1 -						10:14:25.715
2 -	1:06.662	31.442	1:38.104	72.62	10.496	10:16:03.819
3 -	1:00.519	31.149	1:31.668	77.72	4.060	10:17:35.487
4 -	59.297	29.977	1:29.274	79.80	1.666	10:19:04.761
5 -	57.594	30.014	1:27.608 (1)	81.32		10:20:32.369
6 -	57.520	31.320	1:28.840 (3)	80.19	1.232	10:22:01.209
7 -	58.012	30.154	1:28.166 (2)	80.80	0.558	10:23:29.375
8 -	1:01.392	29.826	1:31.218	78.10	3.610	10:25:00.593
9 -	57.691	IN PIT	1:35.041 P	74.96	7.433	10:26:35.634

P7	54 EX	Andrew SAUNDERS	Suzuki - SDC PERFORMANCE			
IDEAL LAP TIME : 1:27.649		BEST LAP TIME : 1:27.649		DIFFERENCE : 0.000		
LAP	SECTOR 1	SECTOR 2	LAP TIME	MPH	DIFF	TIME OF DAY
1 -						10:14:26.660
2 -	1:13.750	38.057	1:51.807	63.72	24.158	10:16:18.467
3 -	1:03.945	32.006	1:35.951	74.25	8.302	10:17:54.418
4 -	1:02.351	30.515	1:32.866	76.71	5.217	10:19:27.284
5 -	58.272	30.225	1:28.497 (3)	80.50	0.848	10:20:55.781
6 -	58.187	29.462	1:27.649 (1)	81.28		10:22:23.430
7 -	58.914	31.116	1:30.030	79.13	2.381	10:23:53.460
8 -	58.432	29.922	1:28.354 (2)	80.63	0.705	10:25:21.814
9 -	59.616	IN PIT	1:41.862 P	69.94	14.213	10:27:03.676

P8	4 UL	James REVELEY	Yamaha - PCN racing			
IDEAL LAP TIME : 1:27.447		BEST LAP TIME : 1:28.154		DIFFERENCE : 0.707		
LAP	SECTOR 1	SECTOR 2	LAP TIME	MPH	DIFF	TIME OF DAY
1 -						10:14:25.465
2 -	1:12.700	36.458	1:49.158	65.26	21.004	10:16:14.623
3 -	1:05.948	33.003	1:38.951	72.00	10.797	10:17:53.574
4 -	1:01.807	31.803	1:33.610	76.10	5.456	10:19:27.184
5 -	1:00.511	31.912	1:32.423	77.08	4.269	10:20:59.607
6 -	58.676	30.474	1:29.150 (3)	79.91	0.996	10:22:28.757
7 -	57.558	30.596	1:28.154 (1)	80.82		10:23:56.911
8 -	57.846	30.818	1:28.664 (2)	80.35	0.510	10:25:25.575
9 -	1:00.344	29.889	1:30.233	78.95	2.079	10:26:55.808

P9	31 EXR	Pete SANDERSON	Suzuki - The Wife!			
IDEAL LAP TIME : 1:31.356		BEST LAP TIME : 1:31.610		DIFFERENCE : 0.254		
LAP	SECTOR 1	SECTOR 2	LAP TIME	MPH	DIFF	TIME OF DAY
1 -						10:14:29.080
2 -	1:18.027	35.870	1:53.897	62.55	22.287	10:16:22.977
3 -	1:07.155	33.174	1:40.329	71.01	8.719	10:18:03.306
4 -	1:05.592	32.732	1:38.324	72.46	6.714	10:19:41.630
5 -	1:04.052	32.380	1:36.432	73.88	4.822	10:21:18.062
6 -	1:04.325	33.757	1:38.082	72.63	6.472	10:22:56.144
7 -	1:02.466	31.706	1:34.172 (2)	75.65	2.562	10:24:30.316
8 -	1:01.284	33.424	1:34.708 (3)	75.22	3.098	10:26:05.024
9 -	59.650	31.960	1:31.610 (1)	77.77		10:27:36.634

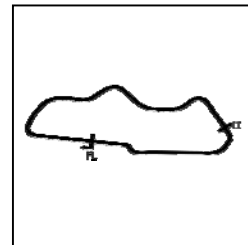
Weather / Track : Cloudy / Damp

Donington Park National
Circuit Length = 1.9790 miles
Start: 10:13 Flag 10:26 End: 10:28

BMCRC - MRO Championships 2019 - Rnd 4 @ Donington Park

BMCRC Thunderbike Extreme & Ultra

FREE PRACTICE - SECTOR ANALYSIS



SECTOR 1 = FL to I1, SECTOR 2 = I1 to FL, DIFF = Difference To Personal Best Lap, P = Crossed Finish Line in Pit Lane, D = Time Disallowed

P10 12 EX Russell TAYLOR			Suzuki -			
IDEAL LAP TIME : 1:32.003		BEST LAP TIME : 1:32.330		DIFFERENCE : 0.327		
LAP	SECTOR 1	SECTOR 2	LAP TIME	MPH	DIFF	TIME OF DAY
1 -						10:14:22.651
2 -	1:09.170	31.814	1:40.984	70.55	8.654	10:16:03.635
3 -	1:03.524	31.815	1:35.339	74.72	3.009	10:17:38.974
4 -	1:02.057	31.245	1:33.302 (3)	76.36	0.972	10:19:12.276
5 -	1:01.818	31.081	1:32.899 (2)	76.69	0.569	10:20:45.175
6 -	1:01.196	31.134	1:32.330 (1)	77.16		10:22:17.505
7 -	1:00.922	32.453	1:33.375	76.30	1.045	10:23:50.880
8 -	1:02.968	31.440	1:34.408	75.46	2.078	10:25:25.288
9 -	1:03.345	31.726	1:35.071	74.94	2.741	10:27:00.359

P11 35 EX Stephen HARVEY			Yamaha -			
IDEAL LAP TIME : 1:31.371		BEST LAP TIME : 1:32.846		DIFFERENCE : 1.475		
LAP	SECTOR 1	SECTOR 2	LAP TIME	MPH	DIFF	TIME OF DAY
1 -						10:14:18.564
2 -	1:08.165	34.456	1:42.621	69.42	9.775	10:16:01.185
3 -	1:04.364	31.853	1:36.217	74.04	3.371	10:17:37.402
4 -	59.997	33.083	1:33.080 (2)	76.54	0.234	10:19:10.482
5 -	1:00.783	32.063	1:32.846 (1)	76.73		10:20:43.328
6 -	1:01.208	32.157	1:33.365 (3)	76.30	0.519	10:22:16.693
7 -	1:00.784	32.658	1:33.442	76.24	0.596	10:23:50.135
8 -	1:02.571	31.374	1:33.945	75.83	1.099	10:25:24.080
9 -	1:03.991	31.775	1:35.766	74.39	2.920	10:26:59.846

P12 52 EX Barry MANTELL			Honda - Swedish car connection			
IDEAL LAP TIME : 1:33.166		BEST LAP TIME : 1:33.166		DIFFERENCE : 0.000		
LAP	SECTOR 1	SECTOR 2	LAP TIME	MPH	DIFF	TIME OF DAY
1 -						10:14:26.768
2 -	1:12.222	36.133	1:48.355	65.75	15.189	10:16:15.123
3 -	1:04.920	33.533	1:38.453	72.36	5.287	10:17:53.576
4 -	1:03.761	34.359	1:38.120	72.61	4.954	10:19:31.696
5 -	1:03.779	32.845	1:36.624	73.73	3.458	10:21:08.320
6 -	1:02.376	32.726	1:35.102 (2)	74.91	1.936	10:22:43.422
7 -	1:01.287	31.879	1:33.166 (1)	76.47		10:24:16.588
8 -	1:02.230	33.018	1:35.248 (3)	74.80	2.082	10:25:51.836
9 -	1:01.608	35.067	1:36.675	73.69	3.509	10:27:28.511

P13 69 EX Tony RUSSO			Suzuki - Titan Elevators			
IDEAL LAP TIME : 1:33.137		BEST LAP TIME : 1:33.259		DIFFERENCE : 0.122		
LAP	SECTOR 1	SECTOR 2	LAP TIME	MPH	DIFF	TIME OF DAY
1 -						10:14:19.459
2 -	1:08.017	33.815	1:41.832	69.96	8.573	10:16:01.291
3 -	1:02.451	32.368	1:34.819 (3)	75.13	1.560	10:17:36.110
4 -	1:01.128	32.202	1:33.330 (2)	76.33	0.071	10:19:09.440
5 -	1:01.250	32.009	1:33.259 (1)	76.39		10:20:42.699
6 -	1:02.038	33.151	1:35.189	74.84	1.930	10:22:17.888

P14 186 EXR Stephen WILKINSON			Honda -			
IDEAL LAP TIME : 1:36.974		BEST LAP TIME : 1:36.974		DIFFERENCE : 0.000		
LAP	SECTOR 1	SECTOR 2	LAP TIME	MPH	DIFF	TIME OF DAY
1 -						10:14:30.061
2 -	1:18.584	36.074	1:54.658	62.13	17.684	10:16:24.719
3 -	1:11.228	36.057	1:47.285	66.40	10.311	10:18:12.004
4 -	1:12.234	36.237	1:48.471	65.68	11.497	10:20:00.475
5 -	1:11.693	34.068	1:45.761	67.36	8.787	10:21:46.236
6 -	1:07.318	33.352	1:40.670 (3)	70.77	3.696	10:23:26.906
7 -	1:04.123	32.851	1:36.974 (1)	73.46		10:25:03.880

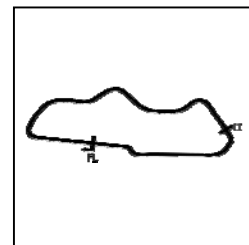
Weather / Track : Cloudy / Damp

Donington Park National
Circuit Length = 1.9790 miles
Start: 10:13 Flag 10:26 End: 10:28

BMCRC - MRO Championships 2019 - Rnd 4 @ Donington Park

BMCRC Thunderbike Extreme & Ultra

FREE PRACTICE - SECTOR ANALYSIS



SECTOR 1 = FL to I1, SECTOR 2 = I1 to FL, DIFF = Difference To Personal Best Lap, P = Crossed Finish Line in Pit Lane, D = Time Disallowed

8 - 1:04.736 33.424 1:38.160 (2) 72.58 1.186 10:26:42.040

P15 171 EX Daniel GIBBS		Suzuki - Thomas Racing				
IDEAL LAP TIME : 1:37.817		BEST LAP TIME : 1:38.274				
		DIFFERENCE : 0.457				
LAP	SECTOR 1	SECTOR 2	LAP TIME	MPH	DIFF	TIME OF DAY
1 -						10:14:25.480
2 -	1:12.628	35.877	1:48.505 (3)	65.66	10.231	10:16:13.985
3 -	1:07.275	35.898	1:43.173 (2)	69.05	4.899	10:17:57.158
4 -	1:04.260	34.014	1:38.274 (1)	72.49		10:19:35.432
5 -	1:03.803	IN PIT	1:45.553 P	67.49	7.279	10:21:20.985

P16 42 EX Alan WOOD		Suzuki - J.Clubb Aggregates & Concrete				
IDEAL LAP TIME : 1:34.311		BEST LAP TIME : 1:39.555				
		DIFFERENCE : 5.244				
LAP	SECTOR 1	SECTOR 2	LAP TIME	MPH	DIFF	TIME OF DAY
1 -						10:14:15.945
2 -	1:06.820	32.735	1:39.555 (1)	71.56		10:15:55.500
3 -	1:01.576	IN PIT	1:39.462 P	71.63		10:17:34.962

P17 130 EX Fraser GRINSTEAD		Suzuki - TRAPDOOR RACING				
IDEAL LAP TIME : 1:39.694		BEST LAP TIME : 1:41.293				
		DIFFERENCE : 1.599				
LAP	SECTOR 1	SECTOR 2	LAP TIME	MPH	DIFF	TIME OF DAY
1 -						10:14:29.741
2 -	1:25.682	39.320	2:05.002	56.99	23.709	10:16:34.743
3 -	1:14.803	37.697	1:52.500	63.33	11.207	10:18:27.243
4 -	1:13.933	37.330	1:51.263	64.03	9.970	10:20:18.506
5 -	1:11.242	36.800	1:48.042	65.94	6.749	10:22:06.548
6 -	1:08.309	34.702	1:43.011 (3)	69.16	1.718	10:23:49.559
7 -	1:07.357	33.936	1:41.293 (1)	70.33		10:25:30.852
8 -	1:05.758	35.602	1:41.360 (2)	70.29	0.067	10:27:12.212

P18 18 EX Stuart ALBON		Honda -				
IDEAL LAP TIME : 1:41.455		BEST LAP TIME : 1:41.455				
		DIFFERENCE : 0.000				
LAP	SECTOR 1	SECTOR 2	LAP TIME	MPH	DIFF	TIME OF DAY
1 -						10:14:21.373
2 -	1:18.567	38.654	1:57.221	60.77	15.766	10:16:18.594
3 -	1:13.995	36.990	1:50.985	64.19	9.530	10:18:09.579
4 -	1:12.398	36.503	1:48.901	65.42	7.446	10:19:58.480
5 -	1:11.299	34.486	1:45.785	67.35	4.330	10:21:44.265
6 -	1:08.424	34.087	1:42.511 (2)	69.50	1.056	10:23:26.776
7 -	1:07.856	33.599	1:41.455 (1)	70.22		10:25:08.231
8 -	1:08.111	35.819	1:43.930 (3)	68.55	2.475	10:26:52.161

P19 46 EX Adrian DRAPER		Suzuki - droopy racing uk				
IDEAL LAP TIME : 1:46.122		BEST LAP TIME : 1:46.581				
		DIFFERENCE : 0.459				
LAP	SECTOR 1	SECTOR 2	LAP TIME	MPH	DIFF	TIME OF DAY
1 -						10:14:28.840
2 -	1:17.920	36.260	1:54.180	62.39	7.599	10:16:23.020
3 -	1:12.288	36.062	1:48.350	65.75	1.769	10:18:11.370
4 -	1:12.009	36.724	1:48.733	65.52	2.152	10:20:00.103
5 -	1:11.089	37.163	1:48.252	65.81	1.671	10:21:48.355
6 -	1:10.266	36.315	1:46.581 (1)	66.84		10:23:34.936
7 -	1:10.758	35.856	1:46.614 (2)	66.82	0.033	10:25:21.550
8 -	1:10.571	36.110	1:46.681 (3)	66.78	0.100	10:27:08.231

P20 24 EX Mark REYNOLDS		Aprilia -				
IDEAL LAP TIME :		BEST LAP TIME :				
		DIFFERENCE :				
LAP	SECTOR 1	SECTOR 2	LAP TIME	MPH	DIFF	TIME OF DAY
1 -						10:14:36.561

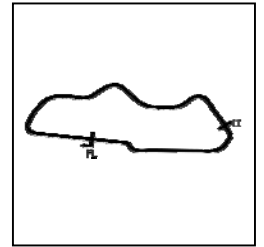
Weather / Track : Cloudy / Damp

Donington Park National
Circuit Length = 1.9790 miles
Start: 10:13 Flag 10:26 End: 10:28

BMCRC - MRO Championships 2019 - Rnd 4 @ Donington Park

BMCRC Thunderbike Extreme & Ultra

FREE PRACTICE - SECTOR ANALYSIS



SECTOR 1 = FL to I1, SECTOR 2 = I1 to FL, DIFF = Difference To Personal Best Lap, P = Crossed Finish Line in Pit Lane, D = Time Disallowed

2 - **1:46.236** *IN PIT* 2:31.595 **P** 46.99 10:17:08.156

P21	20 EX	Marc CRESSWELL	Honda - Fishbowl Racing			
IDEAL LAP TIME :		BEST LAP TIME :		DIFFERENCE :		
LAP	SECTOR 1	SECTOR 2	LAP TIME	MPH	DIFF	TIME OF DAY
1 -	<i>IN PIT</i>		P			10:14:37.636

BMCRC - MRO Championships 2019 - Rnd 4 @ Donington Park

BMCRC Thunderbike Extreme & Ultra

FREE PRACTICE - BEST SECTORS

SECTOR 1			SECTOR 2			IDEAL / BEST COMPARISON						
POS	NO	NAME	TIME	NO	NAME	TIME	POS	NO	NAME	IDEAL	BEST	DIFF
									PERFECT LAP	1:20.046		
1	40	PATMORE	52.366	40	PATMORE	27.680	1	40	PATMORE	1:20.046	1:20.181	0.135
2	143	PALMER	52.674	16	WREN	28.130	2	143	PALMER	1:21.449	1:22.595	1.146
3	16	WREN	54.562	143	PALMER	28.775	3	16	WREN	1:22.692	1:22.692	0.000
4	228	EMERSON	56.923	258	FRIEND	29.059	4	258	FRIEND	1:26.071	1:26.223	0.152
5	258	FRIEND	57.012	54	SAUNDERS	29.462	5	228	EMERSON	1:26.592	1:26.592	0.000
6	611	DRAKE	57.520	228	EMERSON	29.669	6	611	DRAKE	1:27.346	1:27.608	0.262
7	4	REVELEY	57.558	611	DRAKE	29.826	7	4	REVELEY	1:27.447	1:28.154	0.707
8	54	SAUNDERS	58.187	4	REVELEY	29.889	8	54	SAUNDERS	1:27.649	1:27.649	0.000
9	31	SANDERSON	59.650	12	TAYLOR	31.081	9	31	SANDERSON	1:31.356	1:31.610	0.254
10	35	HARVEY	59.997	35	HARVEY	31.374	10	35	HARVEY	1:31.371	1:32.846	1.475
11	12	TAYLOR	1:00.922	31	SANDERSON	31.706	11	12	TAYLOR	1:32.003	1:32.330	0.327
12	69	RUSSO	1:01.128	52	MANTELL	31.879	12	69	RUSSO	1:33.137	1:33.259	0.122
13	52	MANTELL	1:01.287	69	RUSSO	32.009	13	52	MANTELL	1:33.166	1:33.166	0.000
14	42	WOOD	1:01.576	42	WOOD	32.735	14	42	WOOD	1:34.311	1:39.555	5.244
15	171	GIBBS	1:03.803	186	WILKINSON	32.851	15	186	WILKINSON	1:36.974	1:36.974	0.000
16	186	WILKINSON	1:04.123	18	ALBON	33.599	16	171	GIBBS	1:37.817	1:38.274	0.457
17	130	GRINSTEAD	1:05.758	130	GRINSTEAD	33.936	17	130	GRINSTEAD	1:39.694	1:41.293	1.599
18	18	ALBON	1:07.856	171	GIBBS	34.014	18	18	ALBON	1:41.455	1:41.455	0.000
19	46	DRAPER	1:10.266	46	DRAPER	35.856	19	46	DRAPER	1:46.122	1:46.581	0.459
20	24	REYNOLDS	1:46.236				20	24	REYNOLDS			
21							21	20	CRESSWELL			

Weather / Track : Cloudy / Damp

Results can be found at www.tsl-timing.com

Donington Park National
 Circuit Length = 1.9790 miles
 Start: 10:13 Flag 10:26 End: 10:28

Printed - 10:29 Saturday, 18 May 2019

BMCRC - MRO Championships 2019 - Rnd 4 @ Donington Park

BMCRC Thunderbike Extreme & Ultra

QUALIFYING - COMBINED CLASSIFICATION

POS	NO	CL	PIC NAME	ENTRY	FIRST		SECOND		GAP	DIFF
					TIME	LAPS	TIME	LAPS		
1	40	UL	1 Aiden PATMORE	Yamaha - TBR Performance/NW Roofing	1:14.201	6		0		
2	258	UL	2 Ande FRIEND	Kawasaki - Flying colours Motorcycle Training	1:15.453	6		0	1.252	1.252
3	143	UL	3 Steve PALMER	Yamaha - 4C8/Mk1 Transit racing	1:16.846	5	1:16.260	4	2.059	0.807
4	42	EX	1 Alan WOOD	Suzuki - J.Clubb Aggregates & Concrete	1:17.952	6	1:16.792	5	2.591	0.532
5	78	UL	4 Jamie THOMAS	Suzuki - Team RubyRacing	1:18.941	6	1:17.012	5	2.811	0.220
6	12	EX	2 Russell TAYLOR	Suzuki -	1:21.437	5	1:17.120	5	2.919	0.108
7	16	UL	5 Matthew WREN	Suzuki - TBR performance	1:18.795	5	1:17.605	5	3.404	0.485
8	52	EX	3 Barry MANTELL	Honda - Swedish car connection	1:19.143	5	1:17.838	5	3.637	0.233
9	69	EX	4 Tony RUSSO	Suzuki - Titan Elevators	1:18.514	5	1:17.886	5	3.685	0.048
10	188	UL	6 Cecil DINSMORE	Suzuki - KnC Racing	1:18.210	5		0	4.009	0.324
11	54	EX	5 Andrew SAUNDERS	Suzuki - SDC PERFORMANCE	1:18.827	5	1:20.773	2	4.626	0.617
12	228	EX	6 Clive EMERSON	Honda -	1:20.756	5	1:20.151	5	5.950	1.324
13	118	UL	7 Albert WILLSSHER	Suzuki - willsher machinery ltd	1:20.326	5	1:22.683	5	6.125	0.175
14	611	UL	8 Gary DRAKE	Suzuki -	1:22.982	5	1:20.789	5	6.588	0.463
15	4	UL	9 James REVELEY	Yamaha - PCN racing	1:21.655	5	1:21.257	5	7.056	0.468
16	20	EX	7 Marc CRESSWELL	Honda - Fishbowl Racing	1:24.658	5	1:22.607	5	8.406	1.350
17	35	EX	8 Stephen HARVEY	Yamaha -	1:25.930	5	1:25.367	5	11.166	2.760
18	31	EXR	1 Pete SANDERSON	Suzuki - The Wife!	1:28.995	5	1:27.043	5	12.842	1.676
19	171	EX	9 Daniel GIBBS	Suzuki - Thomas Racing	1:28.436	5	1:27.078	5	12.877	0.035
20	24	EX	10 Mark REYNOLDS	Aprilia -	1:27.376	5		0	13.175	0.298
21	186	EXR	2 Stephen WILKINSON	Honda -	1:28.027	5	1:28.251	5	13.826	0.651
22	46	EX	11 Adrian DRAPER	Suzuki - droopy racing uk	1:29.848	5	1:29.367	5	15.166	1.340
23	18	EX	12 Stuart ALBON	Honda -	1:39.610	4	1:34.298	5	20.097	4.931
24	130	EX	13 Fraser GRINSTEAD	Suzuki - TRAPDOOR RACING	1:36.484	5		0	22.283	2.186

Weather / Track : Cloudy / Dry

These results are provisional until the conclusion of any judicial and technical matters.

Donington Park National
Circuit Length = 1.9790 miles
Start: 13:55 Flag 14:01 End: 14:03

Clerk Of Course :	Timekeeper :
-------------------	--------------

Results can be found at www.tsl-timing.com

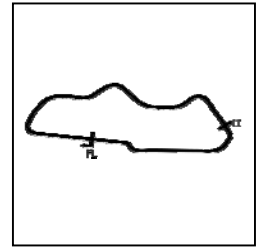
Printed - 14:04 Saturday, 18 May 2019



BMCRC - MRO Championships 2019 - Rnd 4 @ Donington Park

BMCRC Thunderbike Extreme & Ultra

QUALIFYING - SECTOR ANALYSIS



SECTOR 1 = FL to I1, SECTOR 2 = I1 to FL, DIFF = Difference To Personal Best Lap, P = Crossed Finish Line in Pit Lane, D = Time Disallowed

P1 40 UL		Aiden PATMORE		Yamaha - TBR Performance/NW Roofing			
IDEAL LAP TIME : 1:14.201		BEST LAP TIME : 1:14.201		DIFFERENCE : 0.000			
LAP	SECTOR 1	SECTOR 2	LAP TIME	MPH	DIFF	TIME OF DAY	
1 -						12:46:02.158	
2 -	54.916	28.695	1:23.611	85.21	9.410	12:47:25.769	
3 -	50.159	26.269	1:16.428	93.22	2.227	12:48:42.197	
4 -	49.977	26.034	1:16.011 (3)	93.73	1.810	12:49:58.208	
5 -	48.669	25.845	1:14.514 (2)	95.61	0.313	12:51:12.722	
6 -	48.443	25.758	1:14.201 (1)	96.01		12:52:26.923	

P2 258 UL		Ande FRIEND		Kawasaki - Flying colours Motorcycle Training			
IDEAL LAP TIME : 1:15.453		BEST LAP TIME : 1:15.453		DIFFERENCE : 0.000			
LAP	SECTOR 1	SECTOR 2	LAP TIME	MPH	DIFF	TIME OF DAY	
1 -						12:46:02.125	
2 -	55.194	28.663	1:23.857	84.96	8.404	12:47:25.982	
3 -	50.160	26.608	1:16.768 (3)	92.80	1.315	12:48:42.750	
4 -	49.687	26.513	1:16.200 (2)	93.49	0.747	12:49:58.950	
5 -	49.090	26.363	1:15.453 (1)	94.42		12:51:14.403	
6 -	50.053	26.861	1:16.914	92.63	1.461	12:52:31.317	

P3 143 UL		Steve PALMER		Yamaha - 4C8/Mk1 Transit racing			
IDEAL LAP TIME : 1:16.846		BEST LAP TIME : 1:16.846		DIFFERENCE : 0.000			
LAP	SECTOR 1	SECTOR 2	LAP TIME	MPH	DIFF	TIME OF DAY	
1 -						12:46:08.381	
2 -	1:00.091	29.757	1:29.848	79.29	13.002	12:47:38.229	
3 -	53.344	27.752	1:21.096 (3)	87.85	4.250	12:48:59.325	
4 -	51.113	27.054	1:18.167 (2)	91.14	1.321	12:50:17.492	
5 -	50.270	26.576	1:16.846 (1)	92.71		12:51:34.338	

P4 42 EX		Alan WOOD		Suzuki - J.Clubb Aggregates & Concrete			
IDEAL LAP TIME : 1:17.952		BEST LAP TIME : 1:17.952		DIFFERENCE : 0.000			
LAP	SECTOR 1	SECTOR 2	LAP TIME	MPH	DIFF	TIME OF DAY	
1 -						12:45:58.495	
2 -	55.234	28.147	1:23.381	85.44	5.429	12:47:21.876	
3 -	51.849	27.280	1:19.129	90.03	1.177	12:48:41.005	
4 -	51.876	27.093	1:18.969 (3)	90.22	1.017	12:49:59.974	
5 -	51.635	26.995	1:18.630 (2)	90.60	0.678	12:51:18.604	
6 -	51.077	26.875	1:17.952 (1)	91.39		12:52:36.556	

P5 188 UL		Cecil DINSMORE		Suzuki - KnC Racing			
IDEAL LAP TIME : 1:18.210		BEST LAP TIME : 1:18.210		DIFFERENCE : 0.000			
LAP	SECTOR 1	SECTOR 2	LAP TIME	MPH	DIFF	TIME OF DAY	
1 -						12:46:03.321	
2 -	58.096	28.587	1:26.683	82.19	8.473	12:47:30.004	
3 -	52.867	27.347	1:20.214 (3)	88.82	2.004	12:48:50.218	
4 -	50.895	27.315	1:18.210 (1)	91.09		12:50:08.428	
5 -	51.182	28.642	1:19.824 (2)	89.25	1.614	12:51:28.252	

P6 69 EX		Tony RUSSO		Suzuki - Titan Elevators			
IDEAL LAP TIME : 1:18.514		BEST LAP TIME : 1:18.514		DIFFERENCE : 0.000			
LAP	SECTOR 1	SECTOR 2	LAP TIME	MPH	DIFF	TIME OF DAY	
1 -						12:46:04.305	
2 -	1:01.750	30.404	1:32.154	77.31	13.640	12:47:36.459	
3 -	54.558	29.093	1:23.651 (3)	85.17	5.137	12:49:00.110	
4 -	52.772	27.513	1:20.285 (2)	88.74	1.771	12:50:20.395	
5 -	51.176	27.338	1:18.514 (1)	90.74		12:51:38.909	

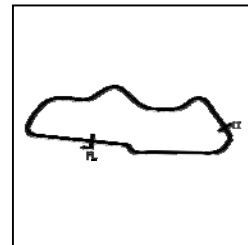
Weather / Track : Bright / Dry

Donington Park National
Circuit Length = 1.9790 miles
Start: 12:45 Flag 00:00 End: 12:59

BMCRC - MRO Championships 2019 - Rnd 4 @ Donington Park

BMCRC Thunderbike Extreme & Ultra

QUALIFYING - SECTOR ANALYSIS



SECTOR 1 = FL to I1, SECTOR 2 = I1 to FL, DIFF = Difference To Personal Best Lap, P = Crossed Finish Line in Pit Lane, D = Time Disallowed

P7 16 UL		Matthew WREN		Suzuki - TBR performance			
IDEAL LAP TIME : 1:18.795		BEST LAP TIME : 1:18.795		DIFFERENCE : 0.000			
LAP	SECTOR 1	SECTOR 2	LAP TIME	MPH	DIFF	TIME OF DAY	
1 -						12:46:04.394	
2 -	1:01.931	30.180	1:32.111	77.34	13.316	12:47:36.505	
3 -	54.788	29.183	1:23.971 (3)	84.84	5.176	12:49:00.476	
4 -	53.759	27.255	1:21.014 (2)	87.94	2.219	12:50:21.490	
5 -	51.738	27.057	1:18.795 (1)	90.41		12:51:40.285	

P8 54 EX		Andrew SAUNDERS		Suzuki - SDC PERFORMANCE			
IDEAL LAP TIME : 1:18.827		BEST LAP TIME : 1:18.827		DIFFERENCE : 0.000			
LAP	SECTOR 1	SECTOR 2	LAP TIME	MPH	DIFF	TIME OF DAY	
1 -	OUTLAP					12:46:00.891	
2 -	55.666	28.969	1:24.635 (3)	84.18	5.808	12:47:25.526	
3 -	53.088	27.408	1:20.496 (2)	88.50	1.669	12:48:46.022	
4 -	51.762	27.065	1:18.827 (1)	90.38		12:50:04.849	
5 -	54.564	IN PIT	1:29.455 P	79.64	10.628	12:51:34.304	

P9 78 UL		Jamie THOMAS		Suzuki - Team RubyRacing			
IDEAL LAP TIME : 1:18.530		BEST LAP TIME : 1:18.941		DIFFERENCE : 0.411			
LAP	SECTOR 1	SECTOR 2	LAP TIME	MPH	DIFF	TIME OF DAY	
1 -						12:46:02.100	
2 -	55.625	28.769	1:24.394	84.42	5.453	12:47:26.494	
3 -	52.382	27.667	1:20.049	89.00	1.108	12:48:46.543	
4 -	52.096	27.381	1:19.477 (2)	89.64	0.536	12:50:06.020	
5 -	51.974	27.528	1:19.502 (3)	89.61	0.561	12:51:25.522	
6 -	51.149	27.792	1:18.941 (1)	90.25		12:52:44.463	

P10 52 EX		Barry MANTELL		Honda - Swedish car connection			
IDEAL LAP TIME : 1:19.070		BEST LAP TIME : 1:19.143		DIFFERENCE : 0.073			
LAP	SECTOR 1	SECTOR 2	LAP TIME	MPH	DIFF	TIME OF DAY	
1 -						12:46:06.708	
2 -	1:00.750	30.682	1:31.432	77.92	12.289	12:47:38.140	
3 -	54.434	28.706	1:23.140 (3)	85.69	3.997	12:49:01.280	
4 -	53.272	28.348	1:21.620 (2)	87.29	2.477	12:50:22.900	
5 -	51.601	27.542	1:19.143 (1)	90.02		12:51:42.043	

P11 118 UL		Albert WILLISHER		Suzuki - willsher machinery ltd			
IDEAL LAP TIME : 1:20.326		BEST LAP TIME : 1:20.326		DIFFERENCE : 0.000			
LAP	SECTOR 1	SECTOR 2	LAP TIME	MPH	DIFF	TIME OF DAY	
1 -						12:46:04.216	
2 -	1:01.541	29.869	1:31.410	77.94	11.084	12:47:35.626	
3 -	54.979	29.580	1:24.559 (3)	84.25	4.233	12:49:00.185	
4 -	53.814	29.071	1:22.885 (2)	85.95	2.559	12:50:23.070	
5 -	52.511	27.815	1:20.326 (1)	88.69		12:51:43.396	

P12 228 EX		Clive EMERSON		Honda -			
IDEAL LAP TIME : 1:20.648		BEST LAP TIME : 1:20.756		DIFFERENCE : 0.108			
LAP	SECTOR 1	SECTOR 2	LAP TIME	MPH	DIFF	TIME OF DAY	
1 -						12:46:05.060	
2 -	1:02.156	30.482	1:32.638	76.90	11.882	12:47:37.698	
3 -	56.179	28.175	1:24.354 (3)	84.46	3.598	12:49:02.052	
4 -	53.534	28.017	1:21.551 (2)	87.36	0.795	12:50:23.603	
5 -	52.631	28.125	1:20.756 (1)	88.22		12:51:44.359	

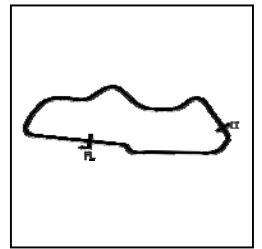
Weather / Track : Bright / Dry

Donington Park National
Circuit Length = 1.9790 miles
Start: 12:45 Flag 00:00 End: 12:59

BMCRC - MRO Championships 2019 - Rnd 4 @ Donington Park

BMCRC Thunderbike Extreme & Ultra

QUALIFYING - SECTOR ANALYSIS



SECTOR 1 = FL to I1, SECTOR 2 = I1 to FL, DIFF = Difference To Personal Best Lap, P = Crossed Finish Line in Pit Lane, D = Time Disallowed

P13 12 EX Russell TAYLOR			Suzuki -			
IDEAL LAP TIME : 1:21.057		BEST LAP TIME : 1:21.437		DIFFERENCE : 0.380		
LAP	SECTOR 1	SECTOR 2	LAP TIME	MPH	DIFF	TIME OF DAY
1 -						12:46:07.043
2 -	1:01.992	30.349	1:32.341	77.15	10.904	12:47:39.384
3 -	56.977	29.561	1:26.538 (3)	82.32	5.101	12:49:05.922
4 -	55.112	28.261	1:23.373 (2)	85.45	1.936	12:50:29.295
5 -	53.511	27.926	1:21.437 (1)	87.48		12:51:50.732

P14 4 UL James REVELEY			Yamaha - PCN racing			
IDEAL LAP TIME : 1:20.961		BEST LAP TIME : 1:21.655		DIFFERENCE : 0.694		
LAP	SECTOR 1	SECTOR 2	LAP TIME	MPH	DIFF	TIME OF DAY
1 -						12:46:05.273
2 -	1:01.509	30.492	1:32.001	77.44	10.346	12:47:37.274
3 -	55.156	29.009	1:24.165 (3)	84.65	2.510	12:49:01.439
4 -	53.556	28.332	1:21.888 (2)	87.00	0.233	12:50:23.327
5 -	53.459	28.196	1:21.655 (1)	87.25		12:51:44.982

P15 611 UL Gary DRAKE			Suzuki -			
IDEAL LAP TIME : 1:22.982		BEST LAP TIME : 1:22.982		DIFFERENCE : 0.000		
LAP	SECTOR 1	SECTOR 2	LAP TIME	MPH	DIFF	TIME OF DAY
1 -						12:46:05.002
2 -	1:05.084	30.738	1:35.822 (2)	74.35	12.840	12:47:40.824
3 -	55.955	IN PIT	1:29.644 P	79.47	6.662	12:49:10.468
4 -	OUTLAP	29.691	1:42.448	69.54	19.466	12:50:52.916
5 -	54.383	28.599	1:22.982 (1)	85.85		12:52:15.898

P16 20 EX Marc CRESSWELL			Honda - Fishbowl Racing			
IDEAL LAP TIME : 1:24.477		BEST LAP TIME : 1:24.658		DIFFERENCE : 0.181		
LAP	SECTOR 1	SECTOR 2	LAP TIME	MPH	DIFF	TIME OF DAY
1 -						12:46:05.180
2 -	1:02.827	31.081	1:33.908	75.86	9.250	12:47:39.088
3 -	56.818	29.720	1:26.538 (3)	82.32	1.880	12:49:05.626
4 -	55.728	29.768	1:25.496 (2)	83.33	0.838	12:50:31.122
5 -	55.121	29.537	1:24.658 (1)	84.15		12:51:55.780

P17 35 EX Stephen HARVEY			Yamaha -			
IDEAL LAP TIME : 1:25.692		BEST LAP TIME : 1:25.930		DIFFERENCE : 0.238		
LAP	SECTOR 1	SECTOR 2	LAP TIME	MPH	DIFF	TIME OF DAY
1 -						12:46:03.548
2 -	1:01.841	30.894	1:32.735	76.82	6.805	12:47:36.283
3 -	58.587	29.698	1:28.285 (3)	80.70	2.355	12:49:04.568
4 -	56.195	29.936	1:26.131 (2)	82.71	0.201	12:50:30.699
5 -	55.994	29.936	1:25.930 (1)	82.91		12:51:56.629

P18 24 EX Mark REYNOLDS			Aprilia -			
IDEAL LAP TIME : 1:26.830		BEST LAP TIME : 1:27.376		DIFFERENCE : 0.546		
LAP	SECTOR 1	SECTOR 2	LAP TIME	MPH	DIFF	TIME OF DAY
1 -						12:46:53.332
2 -	1:01.102	31.234	1:32.336 (3)	77.15	4.960	12:48:25.668
3 -	1:01.383	30.979	1:32.362	77.13	4.986	12:49:58.030
4 -	56.991	30.419	1:27.410 (2)	81.50	0.034	12:51:25.440
5 -	57.537	29.839	1:27.376 (1)	81.54		12:52:52.816

P19 186 EXR Stephen WILKINSON			Honda -			
IDEAL LAP TIME : 1:27.810		BEST LAP TIME : 1:28.027		DIFFERENCE : 0.217		
LAP	SECTOR 1	SECTOR 2	LAP TIME	MPH	DIFF	TIME OF DAY
1 -						

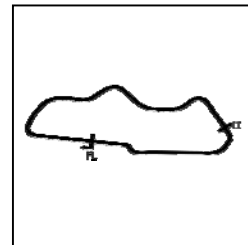
Weather / Track : Bright / Dry

Donington Park National
Circuit Length = 1.9790 miles
Start: 12:45 Flag 00:00 End: 12:59

BMCRC - MRO Championships 2019 - Rnd 4 @ Donington Park

BMCRC Thunderbike Extreme & Ultra

QUALIFYING - SECTOR ANALYSIS



SECTOR 1 = FL to I1, SECTOR 2 = I1 to FL, DIFF = Difference To Personal Best Lap, P = Crossed Finish Line in Pit Lane, D = Time Disallowed

1 -							12:46:06.458
2 -	1:05.280	31.722	1:37.002	73.44	8.975		12:47:43.460
3 -	58.248	30.671	1:28.919 (3)	80.12	0.892		12:49:12.379
4 -	57.607	30.420	1:28.027 (1)	80.93			12:50:40.406
5 -	57.878	30.203	1:28.081 (2)	80.88	0.054		12:52:08.487

P20 171 EX Daniel GIBBS	Suzuki - Thomas Racing					
IDEAL LAP TIME : 1:28.436	BEST LAP TIME : 1:28.436	DIFFERENCE : 0.000				
LAP	SECTOR 1	SECTOR 2	LAP TIME	MPH	DIFF	TIME OF DAY

1 -						12:46:11.834
2 -	1:03.179	33.011	1:36.190	74.06	7.754	12:47:48.024
3 -	59.772	31.237	1:31.009 (3)	78.28	2.573	12:49:19.033
4 -	58.094	31.323	1:29.417 (2)	79.67	0.981	12:50:48.450
5 -	57.458	30.978	1:28.436 (1)	80.56		12:52:16.886

P21 31 EXR Pete SANDERSON	Suzuki - The Wife!					
IDEAL LAP TIME : 1:28.995	BEST LAP TIME : 1:28.995	DIFFERENCE : 0.000				
LAP	SECTOR 1	SECTOR 2	LAP TIME	MPH	DIFF	TIME OF DAY

1 -						12:46:12.339
2 -	1:07.355	32.337	1:39.692	71.46	10.697	12:47:52.031
3 -	59.819	30.971	1:30.790 (2)	78.47	1.795	12:49:22.821
4 -	1:00.271	30.567	1:30.838 (3)	78.43	1.843	12:50:53.659
5 -	58.735	30.260	1:28.995 (1)	80.05		12:52:22.654

P22 46 EX Adrian DRAPER	Suzuki - droopy racing uk					
IDEAL LAP TIME : 1:29.848	BEST LAP TIME : 1:29.848	DIFFERENCE : 0.000				
LAP	SECTOR 1	SECTOR 2	LAP TIME	MPH	DIFF	TIME OF DAY

1 -						12:46:08.574
2 -	1:05.691	32.552	1:38.243	72.52	8.395	12:47:46.817
3 -	1:00.574	31.341	1:31.915 (3)	77.51	2.067	12:49:18.732
4 -	1:00.395	30.650	1:31.045 (2)	78.25	1.197	12:50:49.777
5 -	59.236	30.612	1:29.848 (1)	79.29		12:52:19.625

P23 130 EX Fraser GRINSTEAD	Suzuki - TRAPDOOR RACING					
IDEAL LAP TIME : 1:36.484	BEST LAP TIME : 1:36.484	DIFFERENCE : 0.000				
LAP	SECTOR 1	SECTOR 2	LAP TIME	MPH	DIFF	TIME OF DAY

1 -						12:46:09.895
2 -	1:09.290	34.259	1:43.549	68.80	7.065	12:47:53.444
3 -	1:04.639	33.413	1:38.052 (3)	72.66	1.568	12:49:31.496
4 -	1:03.586	32.898	1:36.484 (1)	73.84		12:51:07.980
5 -	1:04.264	33.072	1:37.336 (2)	73.19	0.852	12:52:45.316

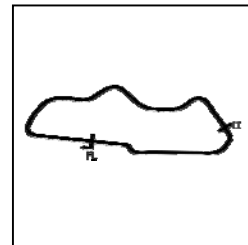
P24 18 EX Stuart ALBON	Honda -					
IDEAL LAP TIME : 1:37.525	BEST LAP TIME : 1:39.610	DIFFERENCE : 2.085				
LAP	SECTOR 1	SECTOR 2	LAP TIME	MPH	DIFF	TIME OF DAY

1 -						12:46:11.689
2 -	1:16.189	37.178	1:53.367 (3)	62.84	13.757	12:48:05.056
3 -	1:09.856	34.753	1:44.609 (2)	68.10	4.999	12:49:49.665
4 -	1:06.025	33.585	1:39.610 (1)	71.52		12:51:29.275

BMCRC - MRO Championships 2019 - Rnd 4 @ Donington Park

BMCRC Thunderbike Extreme & Ultra

QUALIFYING - SECTOR ANALYSIS



SECTOR 1 = FL to I1, SECTOR 2 = I1 to FL, DIFF = Difference To Personal Best Lap, P = Crossed Finish Line in Pit Lane, D = Time Disallowed

P1 143 UL		Steve PALMER		Yamaha - 4C8/Mk1 Transit racing		
IDEAL LAP TIME : 1:16.260		BEST LAP TIME : 1:16.260		DIFFERENCE : 0.000		
LAP	SECTOR 1	SECTOR 2	LAP TIME	MPH	DIFF	TIME OF DAY
1 -		IN PIT			P	13:57:48.702
2 -	OUTLAP	27.168	1:41.929	69.89	25.669	13:59:30.631
3 -	49.934	26.709	1:16.643 (2)	92.95	0.383	14:00:47.274
4 -	49.584	26.676	1:16.260 (1)	93.42		14:02:03.534

P2 42 EX		Alan WOOD		Suzuki - J.Clubb Aggregates & Concrete		
IDEAL LAP TIME : 1:16.792		BEST LAP TIME : 1:16.792		DIFFERENCE : 0.000		
LAP	SECTOR 1	SECTOR 2	LAP TIME	MPH	DIFF	TIME OF DAY
1 -						13:56:09.729
2 -	54.665	27.181	1:21.846	87.04	5.054	13:57:31.575
3 -	51.270	27.144	1:18.414 (3)	90.85	1.622	13:58:49.989
4 -	51.060	26.842	1:17.902 (2)	91.45	1.110	14:00:07.891
5 -	50.249	26.543	1:16.792 (1)	92.77		14:01:24.683

P3 78 UL		Jamie THOMAS		Suzuki - Team RubyRacing		
IDEAL LAP TIME : 1:16.788		BEST LAP TIME : 1:17.012		DIFFERENCE : 0.224		
LAP	SECTOR 1	SECTOR 2	LAP TIME	MPH	DIFF	TIME OF DAY
1 -						13:56:08.739
2 -	53.293	27.016	1:20.309	88.71	3.297	13:57:29.048
3 -	49.954	27.109	1:17.063 (2)	92.45	0.051	13:58:46.111
4 -	51.289	26.834	1:18.123 (3)	91.19	1.111	14:00:04.234
5 -	50.080	26.932	1:17.012 (1)	92.51		14:01:21.246

P4 12 EX		Russell TAYLOR		Suzuki -		
IDEAL LAP TIME : 1:17.120		BEST LAP TIME : 1:17.120		DIFFERENCE : 0.000		
LAP	SECTOR 1	SECTOR 2	LAP TIME	MPH	DIFF	TIME OF DAY
1 -						13:56:08.824
2 -	54.939	27.241	1:22.180	86.69	5.060	13:57:31.004
3 -	52.369	26.883	1:19.252 (3)	89.89	2.132	13:58:50.256
4 -	51.418	26.757	1:18.175 (2)	91.13	1.055	14:00:08.431
5 -	50.403	26.717	1:17.120 (1)	92.38		14:01:25.551

P5 16 UL		Matthew WREN		Suzuki - TBR performance		
IDEAL LAP TIME : 1:17.605		BEST LAP TIME : 1:17.605		DIFFERENCE : 0.000		
LAP	SECTOR 1	SECTOR 2	LAP TIME	MPH	DIFF	TIME OF DAY
1 -						13:56:10.143
2 -	54.501	27.333	1:21.834	87.06	4.229	13:57:31.977
3 -	51.698	27.295	1:18.993 (3)	90.19	1.388	13:58:50.970
4 -	51.117	26.811	1:17.928 (2)	91.42	0.323	14:00:08.898
5 -	50.908	26.697	1:17.605 (1)	91.80		14:01:26.503

P6 52 EX		Barry MANTELL		Honda - Swedish car connection		
IDEAL LAP TIME : 1:17.838		BEST LAP TIME : 1:17.838		DIFFERENCE : 0.000		
LAP	SECTOR 1	SECTOR 2	LAP TIME	MPH	DIFF	TIME OF DAY
1 -						13:56:14.672
2 -	58.977	29.504	1:28.481	80.52	10.643	13:57:43.153
3 -	55.162	27.844	1:23.006 (3)	85.83	5.168	13:59:06.159
4 -	53.889	28.075	1:21.964 (2)	86.92	4.126	14:00:28.123
5 -	50.633	27.205	1:17.838 (1)	91.53		14:01:45.961

P7 69 EX		Tony RUSSO		Suzuki - Titan Elevators		
IDEAL LAP TIME : 1:17.886		BEST LAP TIME : 1:17.886		DIFFERENCE : 0.000		
LAP	SECTOR 1	SECTOR 2	LAP TIME	MPH	DIFF	TIME OF DAY
1 -						13:56:13.367

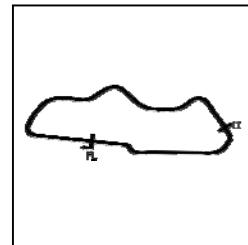
Weather / Track : Cloudy / Dry

Donington Park National
Circuit Length = 1.9790 miles
Start: 13:55 Flag 14:01 End: 14:03

BMCRC - MRO Championships 2019 - Rnd 4 @ Donington Park

BMCRC Thunderbike Extreme & Ultra

QUALIFYING - SECTOR ANALYSIS



SECTOR 1 = FL to I1, SECTOR 2 = I1 to FL, DIFF = Difference To Personal Best Lap, P = Crossed Finish Line in Pit Lane, D = Time Disallowed

2 -	1:00.001	29.452	1:29.453	79.64	11.567	13:57:42.820
3 -	54.708	28.278	1:22.986 (3)	85.85	5.100	13:59:05.806
4 -	53.773	27.800	1:21.573 (2)	87.34	3.687	14:00:27.379
5 -	50.535	27.351	1:17.886 (1)	91.47		14:01:45.265

P8	228 EX	Clive EMERSON	Honda -			
IDEAL LAP TIME : 1:19.922		BEST LAP TIME : 1:20.151		DIFFERENCE : 0.229		
LAP	SECTOR 1	SECTOR 2	LAP TIME	MPH	DIFF	TIME OF DAY
1 -						13:56:09.946
2 -	55.627	28.221	1:23.848	84.97	3.697	13:57:33.794
3 -	54.511	28.271	1:22.782 (3)	86.06	2.631	13:58:56.576
4 -	53.489	27.684	1:21.173 (2)	87.77	1.022	14:00:17.749
5 -	52.238	27.913	1:20.151 (1)	88.89		14:01:37.900

P9	54 EX	Andrew SAUNDERS	Suzuki - SDC PERFORMANCE			
IDEAL LAP TIME : 1:20.773		BEST LAP TIME : 1:20.773		DIFFERENCE : 0.000		
LAP	SECTOR 1	SECTOR 2	LAP TIME	MPH	DIFF	TIME OF DAY
1 -						13:56:09.325
2 -	53.492	27.281	1:20.773 (1)	88.20		13:57:30.098

P10	611 UL	Gary DRAKE	Suzuki -			
IDEAL LAP TIME : 1:20.789		BEST LAP TIME : 1:20.789		DIFFERENCE : 0.000		
LAP	SECTOR 1	SECTOR 2	LAP TIME	MPH	DIFF	TIME OF DAY
1 -		IN PIT				13:56:20.466
2 -	OUTLAP	29.054	1:45.515	67.52	24.726	13:58:05.981
3 -	53.100	28.289	1:21.389 (2)	87.53	0.600	13:59:27.370
4 -	52.894	27.895	1:20.789 (1)	88.18		14:00:48.159
5 -	54.149	28.607	1:22.756 (3)	86.09	1.967	14:02:10.915

P11	4 UL	James REVELEY	Yamaha - PCN racing			
IDEAL LAP TIME : 1:21.257		BEST LAP TIME : 1:21.257		DIFFERENCE : 0.000		
LAP	SECTOR 1	SECTOR 2	LAP TIME	MPH	DIFF	TIME OF DAY
1 -						13:56:57.374
2 -	56.091	28.535	1:24.626	84.18	3.369	13:58:22.000
3 -	53.403	28.993	1:22.396 (2)	86.46	1.139	13:59:44.396
4 -	54.317	28.096	1:22.413 (3)	86.45	1.156	14:01:06.809
5 -	53.277	27.980	1:21.257 (1)	87.68		14:02:28.066

P12	20 EX	Marc CRESSWELL	Honda - Fishbowl Racing			
IDEAL LAP TIME : 1:22.607		BEST LAP TIME : 1:22.607		DIFFERENCE : 0.000		
LAP	SECTOR 1	SECTOR 2	LAP TIME	MPH	DIFF	TIME OF DAY
1 -						13:56:11.379
2 -	55.560	28.866	1:24.426	84.38	1.819	13:57:35.805
3 -	54.460	29.081	1:23.541 (3)	85.28	0.934	13:58:59.346
4 -	54.061	28.873	1:22.934 (2)	85.90	0.327	14:00:22.280
5 -	53.831	28.776	1:22.607 (1)	86.24		14:01:44.887

P13	118 UL	Albert WILLISHER	Suzuki - willsher machinery ltd			
IDEAL LAP TIME : 1:22.683		BEST LAP TIME : 1:22.683		DIFFERENCE : 0.000		
LAP	SECTOR 1	SECTOR 2	LAP TIME	MPH	DIFF	TIME OF DAY
1 -						13:56:14.171
2 -	57.220	29.857	1:27.077	81.82	4.394	13:57:41.248
3 -	54.680	29.487	1:24.167 (2)	84.64	1.484	13:59:05.415
4 -	54.652	30.458	1:25.110 (3)	83.71	2.427	14:00:30.525
5 -	53.756	28.927	1:22.683 (1)	86.16		14:01:53.208

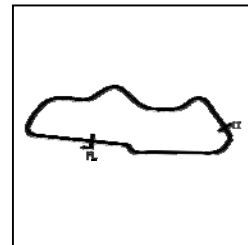
Weather / Track : Cloudy / Dry

Donington Park National
Circuit Length = 1.9790 miles
Start: 13:55 Flag 14:01 End: 14:03

BMCRC - MRO Championships 2019 - Rnd 4 @ Donington Park

BMCRC Thunderbike Extreme & Ultra

QUALIFYING - SECTOR ANALYSIS



SECTOR 1 = FL to I1, SECTOR 2 = I1 to FL, DIFF = Difference To Personal Best Lap, P = Crossed Finish Line in Pit Lane, D = Time Disallowed

P14 35 EX		Stephen HARVEY		Yamaha -		
IDEAL LAP TIME : 1:25.367		BEST LAP TIME : 1:25.367		DIFFERENCE : 0.000		
LAP	SECTOR 1	SECTOR 2	LAP TIME	MPH	DIFF	TIME OF DAY
1 -						13:56:12.411
2 -	58.803	30.622	1:29.425	79.67	4.058	13:57:41.836
3 -	56.815	30.198	1:27.013 (3)	81.88	1.646	13:59:08.849
4 -	56.879	29.609	1:26.488 (2)	82.37	1.121	14:00:35.337
5 -	55.834	29.533	1:25.367 (1)	83.45		14:02:00.704

P15 31 EXR		Pete SANDERSON		Suzuki - The Wife!		
IDEAL LAP TIME : 1:27.043		BEST LAP TIME : 1:27.043		DIFFERENCE : 0.000		
LAP	SECTOR 1	SECTOR 2	LAP TIME	MPH	DIFF	TIME OF DAY
1 -						13:56:15.675
2 -	1:02.299	31.007	1:33.306	76.35	6.263	13:57:48.981
3 -	1:00.194	30.282	1:30.476 (3)	78.74	3.433	13:59:19.457
4 -	59.083	29.929	1:29.012 (2)	80.04	1.969	14:00:48.469
5 -	57.569	29.474	1:27.043 (1)	81.85		14:02:15.512

P16 171 EX		Daniel GIBBS		Suzuki - Thomas Racing		
IDEAL LAP TIME : 1:27.078		BEST LAP TIME : 1:27.078		DIFFERENCE : 0.000		
LAP	SECTOR 1	SECTOR 2	LAP TIME	MPH	DIFF	TIME OF DAY
1 -						13:56:15.435
2 -	1:02.219	30.905	1:33.124	76.50	6.046	13:57:48.559
3 -	58.886	30.746	1:29.632 (3)	79.48	2.554	13:59:18.191
4 -	57.373	30.614	1:27.987 (2)	80.97	0.909	14:00:46.178
5 -	56.869	30.209	1:27.078 (1)	81.81		14:02:13.256

P17 186 EXR		Stephen WILKINSON		Honda -		
IDEAL LAP TIME : 1:28.251		BEST LAP TIME : 1:28.251		DIFFERENCE : 0.000		
LAP	SECTOR 1	SECTOR 2	LAP TIME	MPH	DIFF	TIME OF DAY
1 -						13:56:11.383
2 -	59.357	31.816	1:31.173	78.14	2.922	13:57:42.556
3 -	58.994	31.235	1:30.229 (3)	78.96	1.978	13:59:12.785
4 -	58.751	30.999	1:29.750 (2)	79.38	1.499	14:00:42.535
5 -	57.386	30.865	1:28.251 (1)	80.73		14:02:10.786

P18 46 EX		Adrian DRAPER		Suzuki - droopy racing uk		
IDEAL LAP TIME : 1:29.367		BEST LAP TIME : 1:29.367		DIFFERENCE : 0.000		
LAP	SECTOR 1	SECTOR 2	LAP TIME	MPH	DIFF	TIME OF DAY
1 -						13:56:14.915
2 -	1:02.358	30.631	1:32.989	76.61	3.622	13:57:47.904
3 -	1:00.225	30.844	1:31.069 (3)	78.23	1.702	13:59:18.973
4 -	59.301	31.055	1:30.356 (2)	78.85	0.989	14:00:49.329
5 -	59.288	30.079	1:29.367 (1)	79.72		14:02:18.696

P19 18 EX		Stuart ALBON		Honda -		
IDEAL LAP TIME : 1:34.298		BEST LAP TIME : 1:34.298		DIFFERENCE : 0.000		
LAP	SECTOR 1	SECTOR 2	LAP TIME	MPH	DIFF	TIME OF DAY
1 -						13:56:17.092
2 -	1:12.026	36.045	1:48.071	65.92	13.773	13:58:05.163
3 -	1:04.204	33.811	1:38.015 (3)	72.68	3.717	13:59:43.178
4 -	1:02.393	32.619	1:35.012 (2)	74.98	0.714	14:01:18.190
5 -	1:02.091	32.207	1:34.298 (1)	75.55		14:02:52.488

Weather / Track : Cloudy / Dry

Donington Park National
Circuit Length = 1.9790 miles
Start: 13:55 Flag 14:01 End: 14:03

BMCRC - MRO Championships 2019 - Rnd 4 @ Donington Park

BMCRC Thunderbike Extreme & Ultra

QUALIFYING - BEST SECTORS

SECTOR 1			SECTOR 2			IDEAL / BEST COMPARISON						
POS	NO	NAME	TIME	NO	NAME	TIME	POS	NO	NAME	IDEAL	BEST	DIFF
									PERFECT LAP	1:14.201		
1	40	PATMORE	48.443	40	PATMORE	25.758	1	40	PATMORE	1:14.201	1:14.201	0.000
2	258	FRIEND	49.090	258	FRIEND	26.363	2	258	FRIEND	1:15.453	1:15.453	0.000
3	143	PALMER	50.270	143	PALMER	26.576	3	143	PALMER	1:16.846	1:16.846	0.000
4	188	DINSMORE	50.895	42	WOOD	26.875	4	42	WOOD	1:17.952	1:17.952	0.000
5	42	WOOD	51.077	16	WREN	27.057	5	188	DINSMORE	1:18.210	1:18.210	0.000
6	78	THOMAS	51.149	54	SAUNDERS	27.065	6	69	RUSSO	1:18.514	1:18.514	0.000
7	69	RUSSO	51.176	188	DINSMORE	27.315	7	78	THOMAS	1:18.530	1:18.941	0.411
8	52	MANTELL	51.528	69	RUSSO	27.338	8	16	WREN	1:18.795	1:18.795	0.000
9	16	WREN	51.738	78	THOMAS	27.381	9	54	SAUNDERS	1:18.827	1:18.827	0.000
10	54	SAUNDERS	51.762	52	MANTELL	27.542	10	52	MANTELL	1:19.070	1:19.143	0.073
11	118	WILLSHER	52.511	118	WILLSHER	27.815	11	118	WILLSHER	1:20.326	1:20.326	0.000
12	228	EMERSON	52.631	12	TAYLOR	27.926	12	228	EMERSON	1:20.648	1:20.756	0.108
13	4	REVELEY	52.765	228	EMERSON	28.017	13	4	REVELEY	1:20.961	1:21.655	0.694
14	12	TAYLOR	53.131	4	REVELEY	28.196	14	12	TAYLOR	1:21.057	1:21.437	0.380
15	611	DRAKE	54.383	611	DRAKE	28.599	15	611	DRAKE	1:22.982	1:22.982	0.000
16	20	CRESSWELL	54.940	20	CRESSWELL	29.537	16	20	CRESSWELL	1:24.477	1:24.658	0.181
17	35	HARVEY	55.994	35	HARVEY	29.698	17	35	HARVEY	1:25.692	1:25.930	0.238
18	24	REYNOLDS	56.991	24	REYNOLDS	29.839	18	24	REYNOLDS	1:26.830	1:27.376	0.546
19	171	GIBBS	57.458	186	WILKINSON	30.203	19	186	WILKINSON	1:27.810	1:28.027	0.217
20	186	WILKINSON	57.607	31	SANDERSON	30.260	20	171	GIBBS	1:28.436	1:28.436	0.000
21	31	SANDERSON	58.735	46	DRAPER	30.612	21	31	SANDERSON	1:28.995	1:28.995	0.000
22	46	DRAPER	59.236	171	GIBBS	30.978	22	46	DRAPER	1:29.848	1:29.848	0.000
23	130	GRINSTEAD	1:03.586	130	GRINSTEAD	32.898	23	130	GRINSTEAD	1:36.484	1:36.484	0.000
24	18	ALBON	1:03.940	18	ALBON	33.585	24	18	ALBON	1:37.525	1:39.610	2.085

Weather / Track : Bright / Dry

Results can be found at www.tsl-timing.com

Donington Park National
 Circuit Length = 1.9790 miles
 Start: 12:45 Flag 00:00 End: 12:59

Printed - 14:18 Saturday, 18 May 2019

BMCRC - MRO Championships 2019 - Rnd 4 @ Donington Park

BMCRC Thunderbike Extreme & Ultra

QUALIFYING - BEST SECTORS

SECTOR 1			SECTOR 2			IDEAL / BEST COMPARISON						
POS	NO	NAME	TIME	NO	NAME	TIME	POS	NO	NAME	IDEAL	BEST	DIFF
									PERFECT LAP	1:16.127		
1	143	PALMER	49.584	42	WOOD	26.543	1	143	PALMER	1:16.260	1:16.260	0.000
2	78	THOMAS	49.954	143	PALMER	26.676	2	78	THOMAS	1:16.788	1:17.012	0.224
3	42	WOOD	50.249	16	WREN	26.697	3	42	WOOD	1:16.792	1:16.792	0.000
4	12	TAYLOR	50.403	12	TAYLOR	26.717	4	12	TAYLOR	1:17.120	1:17.120	0.000
5	69	RUSSO	50.535	78	THOMAS	26.834	5	16	WREN	1:17.605	1:17.605	0.000
6	52	MANTELL	50.633	52	MANTELL	27.205	6	52	MANTELL	1:17.838	1:17.838	0.000
7	16	WREN	50.908	54	SAUNDERS	27.281	7	69	RUSSO	1:17.886	1:17.886	0.000
8	228	EMERSON	52.238	69	RUSSO	27.351	8	228	EMERSON	1:19.922	1:20.151	0.229
9	611	DRAKE	52.894	228	EMERSON	27.684	9	54	SAUNDERS	1:20.773	1:20.773	0.000
10	4	REVELEY	53.277	611	DRAKE	27.895	10	611	DRAKE	1:20.789	1:20.789	0.000
11	54	SAUNDERS	53.492	4	REVELEY	27.980	11	4	REVELEY	1:21.257	1:21.257	0.000
12	118	WILLSHER	53.756	20	CRESSWELL	28.776	12	20	CRESSWELL	1:22.607	1:22.607	0.000
13	20	CRESSWELL	53.831	118	WILLSHER	28.927	13	118	WILLSHER	1:22.683	1:22.683	0.000
14	35	HARVEY	55.834	31	SANDERSON	29.474	14	35	HARVEY	1:25.367	1:25.367	0.000
15	171	GIBBS	56.869	35	HARVEY	29.533	15	31	SANDERSON	1:27.043	1:27.043	0.000
16	186	WILKINSON	57.386	46	DRAPER	30.079	16	171	GIBBS	1:27.078	1:27.078	0.000
17	31	SANDERSON	57.569	171	GIBBS	30.209	17	186	WILKINSON	1:28.251	1:28.251	0.000
18	46	DRAPER	59.288	186	WILKINSON	30.865	18	46	DRAPER	1:29.367	1:29.367	0.000
19	18	ALBON	1:02.091	18	ALBON	32.207	19	18	ALBON	1:34.298	1:34.298	0.000

Weather / Track : Cloudy / Dry

Results can be found at www.tsl-timing.com

Donington Park National
Circuit Length = 1.9790 miles
Start: 13:55 Flag 14:01 End: 14:03

Printed - 14:06 Saturday, 18 May 2019

BMCRC - MRO Championships 2019 - Rnd 4 @ Donington Park

BMCRC Thunderbike Extreme & Ultra

RACE 8 - GRID (7 Laps)

ROW 9	1		1		25	27	Chris GILES					
ROW 8	24	130	Fraser GRINSTEAD	1:36.484	23	18	Stuart ALBON	1:34.298	22	46	Adrian DRAPER	1:29.367
ROW 7	21	186	Stephen WILKINSON	1:28.027	20	24	Mark REYNOLDS	1:27.376	19	171	Daniel GIBBS	1:27.078
ROW 6	18	31	Pete SANDERSON	1:27.043	17	35	Stephen HARVEY	1:25.367	16	20	Marc CRESSWELL	1:22.607
ROW 5	15	4	James REVELEY	1:21.257	14	611	Gary DRAKE	1:20.789	13	118	Albert WILLISHER	1:20.326
ROW 4	12	228	Clive EMERSON	1:20.151	11	54	Andrew SAUNDERS	1:18.827	10	188	Cecil DINSMORE	1:18.210
ROW 3	9	69	Tony RUSSO	1:17.886	8	52	Barry MANTELL	1:17.838	7	16	Matthew WREN	1:17.605
ROW 2	6	12	Russell TAYLOR	1:17.120	5	78	Jamie THOMAS	1:17.012	4	42	Alan WOOD	1:16.792
ROW 1	3	143	Steve PALMER	1:16.260	2	258	Ande FRIEND	1:15.453	1	40	Aiden PATMORE	1:14.201
												Pole

Donington Park National
Circuit Length = 1.9790 miles

These results are provisional until the conclusion of any judicial and technical matters.

Clerk Of Course :		Timekeeper :
-------------------	--	--------------

Results can be found at www.tsl-timing.com

Printed - 14:09 Saturday, 18 May 2019



BMCRC - MRO Championships 2019 - Rnd 4 @ Donington Park

BMCRC Thunderbike Extreme & Ultra

RACE 8 - CLASSIFICATION

POS	NO	CL	PIC NAME	ENTRY	LAPS	TIME	GAP	DIFF	MPH	BEST	ON
1	40	UL	1 Aiden PATMORE	Yamaha - TBR Performance/NW Roofing	7	8:43.442			95.01	1:12.477	6
2	258	UL	2 Ande FRIEND	Kawasaki - Flying colours Motorcycle Training	7	8:51.251	7.809	7.809	93.62	1:14.536	4
3	42	EX	1 Alan WOOD	Suzuki - J.Clubb Aggregates & Concrete	7	8:56.865	13.423	5.614	92.64	1:15.561	6
4	78	UL	3 Jamie THOMAS	Suzuki - Team RubyRacing	7	9:03.580	20.138	6.715	91.49	1:16.252	4
5	69	EX	2 Tony RUSSO	Suzuki - Titan Elevators	7	9:04.706	21.264	1.126	91.30	1:15.896	6
6	54	EX	3 Andrew SAUNDERS	Suzuki - SDC PERFORMANCE	7	9:04.765	21.323	0.059	91.29	1:16.034	6
7	12	EX	4 Russell TAYLOR	Suzuki -	7	9:04.770	21.328	0.005	91.29	1:16.133	7
8	52	EX	5 Barry MANTELL	Honda - Swedish car connection	7	9:16.669	33.227	11.899	89.34	1:18.109	3
9	16	UL	4 Matthew WREN	Suzuki - TBR performance	7	9:18.314	34.872	1.645	89.08	1:17.616	7
10	611	UL	5 Gary DRAKE	Suzuki -	7	9:23.013	39.571	4.699	88.33	1:18.938	4
11	4	EX	6 James REVELEY	Yamaha - PCN racing	7	9:24.517	41.075	1.504	88.10	1:18.792	7
12	228	EX	7 Clive EMERSON	Honda -	7	9:34.353	50.911	9.836	86.59	1:19.938	2
13	20	EX	8 Marc CRESSWELL	Honda - Fishbowl Racing	7	9:49.168	1:05.726	14.815	84.41	1:21.808	7
14	118	UL	6 Albert WILLISHER	Suzuki - willsher machinery ltd	7	9:49.230	1:05.788	0.062	84.40	1:22.706	5
15	171	EX	9 Daniel GIBBS	Suzuki - Thomas Racing	7	10:05.233	1:21.791	16.003	82.17	1:24.920	7
16	35	EX	10 Stephen HARVEY	Yamaha -	7	10:05.512	1:22.070	0.279	82.13	1:24.730	6
17	186	EXR	1 Stephen WILKINSON	Honda -	6	8:49.339	1 Lap	1 Lap	80.49	1:26.599	6
18	46	EX	11 Adrian DRAPER	Suzuki - droopy racing uk	6	8:49.562	1 Lap	0.223	80.46	1:27.008	5
19	31	EXR	2 Pete SANDERSON	Suzuki - The Wife!	6	8:59.995	1 Lap	10.433	78.91	1:26.989	6
20	18	EX	12 Stuart ALBON	Honda -	6	9:42.363	1 Lap	42.368	73.16	1:33.159	5
21	130	EX	13 Fraser GRINSTEAD	Suzuki - TRAPDOOR RACING	6	9:47.339	1 Lap	4.976	72.54	1:34.740	6

NOT CLASSIFIED

DNF	143	UL	Steve PALMER	Yamaha - 4C8/Mk1 Transit racing	6	7:29.334	1 Lap		94.83	1:12.807	3
-----	-----	----	--------------	---------------------------------	---	----------	-------	--	-------	----------	---

FASTEST LAP

40	UL	Aiden PATMORE	Yamaha - TBR Performance/NW Roofing	6	1:12.477	98.30 mph	158.20 kph
42	EX	Alan WOOD	Suzuki - J.Clubb Aggregates & Concrete	6	1:15.561	94.28 mph	151.74 kph
186	EXR	Stephen WILKINSON	Honda -	6	1:26.599	82.27 mph	132.40 kph

Class UL - 92.5% of Race Speed = 87.88 mph
 Class EX - 92.5% of Race Speed = 85.69 mph
 Class EXR - 92.5% of Race Speed = 74.45 mph

Donington Park National
 Circuit Length = 1.9790 miles
 Start: 17:01 Flag 17:09 End: 17:11

Weather / Track : Cloudy / Dry

These results are provisional until the conclusion of any judicial and technical matters.

Clerk Of Course :	Timekeeper :
-------------------	--------------

Results can be found at www.tsl-timing.com

Printed - 17:12 Saturday, 18 May 2019



BMCRC - MRO Championships 2019 - Rnd 4 @ Donington Park

BMCRC Thunderbike Extreme & Ultra

RACE 8 - LAP CHART

LAP 1 @ 17:02:32.368

NO	BEHIND	LAP TIME
258		1:19.211
42	1.698	1:20.909
52	2.103	1:21.314
78	2.298	1:21.509
40	2.379	1:21.590
143	3.138	1:22.349
69	3.644	1:22.855
54	3.910	1:23.121
12	4.121	1:23.332
228	5.933	1:25.144
16	6.401	1:25.612
611	6.645	1:25.856
4	7.006	1:26.217
118	10.334	1:29.545
171	12.797	1:32.008
20	13.550	1:32.761
35	14.239	1:33.450
46	14.620	1:33.831
186	15.992	1:35.203
31	20.118	1:39.329
18	24.203	1:43.414
130	25.065	1:44.276

LAP 2 @ 17:03:47.671

NO	BEHIND	LAP TIME
258		1:15.303
40	1.482	1:14.406
143	1.881	1:14.046
42	2.487	1:16.092
78	3.829	1:16.834
52	5.527	1:18.727
69	5.642	1:17.301
54	5.717	1:17.110
12	6.185	1:17.367
16	10.309	1:19.211
228	10.568	1:19.938
611	11.150	1:19.808
4	11.561	1:19.858
118	18.014	1:22.983
20	22.128	1:23.881
171	23.340	1:25.846
35	24.841	1:25.905
46	26.430	1:27.113
186	27.355	1:26.666
31	33.224	1:28.409
18	44.962	1:36.062
130	46.014	1:36.252

LAP 3 @ 17:05:02.359

NO	BEHIND	LAP TIME
143		1:12.807
40	1.114	1:14.320
258	2.553	1:17.241
42	3.752	1:15.953
78	5.603	1:16.462
69	8.783	1:17.829
54	8.810	1:17.781
52	8.948	1:18.109
12	9.031	1:17.534
16	14.662	1:19.041
611	16.465	1:20.003

228	17.092	1:21.212
4	17.288	1:20.415
118	27.380	1:24.054
20	30.753	1:23.313
171	34.544	1:25.892
35	36.304	1:26.151
46	38.844	1:27.102
186	39.404	1:26.737
31	48.015	1:29.479
130	1:08.654	1:37.328
18	1:10.814	1:40.540

LAP 4 @ 17:06:16.010

NO	BEHIND	LAP TIME
143		1:13.651
40	0.695	1:13.232
258	3.438	1:14.536
42	5.688	1:15.587
78	8.204	1:16.252
54	11.455	1:16.296
69	12.134	1:17.002
12	12.248	1:16.868
52	13.798	1:18.501
16	20.180	1:19.169
611	21.752	1:18.938
4	23.989	1:20.352
228	24.453	1:21.012
118	37.621	1:23.892
20	40.030	1:22.928
171	46.771	1:25.878
35	47.981	1:25.328
46	52.399	1:27.206
186	52.801	1:27.048
31	1:02.749	1:28.385

LAP 5 @ 17:07:29.374

NO	BEHIND	LAP TIME
143		1:13.364
40	0.059	1:12.728
258	4.663	1:14.589
42	8.437	1:16.113
78	12.592	1:17.752
54	15.372	1:17.281
69	15.854	1:17.084
12	15.943	1:17.059
18	1 Lap	1:35.618
52	19.677	1:19.243
130	1 Lap	1:38.351
16	25.278	1:18.462
611	27.651	1:19.263
4	30.679	1:20.054
228	33.666	1:22.577
118	46.963	1:22.706
20	48.696	1:22.030
171	58.588	1:25.181
35	59.488	1:24.871
46	1:06.043	1:27.008
186	1:06.523	1:27.086

LAP 6 @ 17:08:41.910

NO	BEHIND	LAP TIME
40		1:12.477
143	0.581	1:13.117

31	1 Lap	1:27.404
258	6.941	1:14.814
42	11.462	1:15.561
78	16.864	1:16.808
54	18.870	1:16.034
69	19.214	1:15.896
12	19.884	1:16.477
52	27.000	1:19.859
16	31.945	1:19.203
611	34.907	1:19.792
4	36.972	1:18.829
18	1 Lap	1:33.159
228	43.657	1:22.527
130	1 Lap	1:36.392
118	57.176	1:22.749
20	58.607	1:22.447
171	1:11.560	1:25.508
35	1:11.682	1:24.730

LAP 7 @ 17:09:56.599

NO	BEHIND	LAP TIME
40		1:14.689
186	1 Lap	1:26.599
46	1 Lap	1:27.302
258	7.809	1:15.557
42	13.423	1:16.650
31	1 Lap	1:26.989
78	20.138	1:17.963
69	21.264	1:16.739
54	21.323	1:17.142
12	21.328	1:16.133
52	33.227	1:20.916
16	34.872	1:17.616
611	39.571	1:19.353
4	41.075	1:18.792
228	50.911	1:21.943
18	1 Lap	1:33.570
130	1 Lap	1:34.740
20	1:05.726	1:21.808
118	1:05.788	1:23.301
171	1:21.791	1:24.920
35	1:22.070	1:25.077

Weather / Track : Cloudy / Dry

Results can be found at www.tsl-timing.com

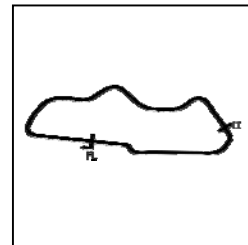
Donington Park National
Circuit Length = 1.9790 miles
Start: 17:01 Flag 17:09 End: 17:11

Printed - 17:13 Saturday, 18 May 2019

BMCRC - MRO Championships 2019 - Rnd 4 @ Donington Park

BMCRC Thunderbike Extreme & Ultra

RACE 8 - SECTOR ANALYSIS



SECTOR 1 = FL to I1, SECTOR 2 = I1 to FL, DIFF = Difference To Personal Best Lap, P = Crossed Finish Line in Pit Lane, D = Time Disallowed

P1 40 UL		Aiden PATMORE		Yamaha - TBR Performance/NW Roofing		
IDEAL LAP TIME : 1:12.292		BEST LAP TIME : 1:12.477		DIFFERENCE : 0.185		
LAP	SECTOR 1	SECTOR 2	LAP TIME	MPH	DIFF	TIME OF DAY
1 -		26.350	1:21.590	87.32	9.113	17:02:34.747
2 -	48.549	25.857	1:14.406	95.75	1.929	17:03:49.153
3 -	48.841	25.479	1:14.320	95.86	1.843	17:05:03.473
4 -	47.825	25.407	1:13.232 (3)	97.28	0.755	17:06:16.705
5 -	47.517	25.211	1:12.728 (2)	97.96	0.251	17:07:29.433
6 -	47.081	25.396	1:12.477 (1)	98.30		17:08:41.910
7 -	47.541	27.148	1:14.689	95.39	2.212	17:09:56.599

P2 258 UL		Ande FRIEND		Kawasaki - Flying colours Motorcycle Training		
IDEAL LAP TIME : 1:14.462		BEST LAP TIME : 1:14.536		DIFFERENCE : 0.074		
LAP	SECTOR 1	SECTOR 2	LAP TIME	MPH	DIFF	TIME OF DAY
1 -		26.151	1:19.211	89.94	4.675	17:02:32.368
2 -	49.127	26.176	1:15.303	94.61	0.767	17:03:47.671
3 -	48.658	28.583	1:17.241	92.23	2.705	17:05:04.912
4 -	48.406	26.130	1:14.536 (1)	95.58		17:06:19.448
5 -	48.533	26.056	1:14.589 (2)	95.51	0.053	17:07:34.037
6 -	48.553	26.261	1:14.814 (3)	95.23	0.278	17:08:48.851
7 -	49.356	26.201	1:15.557	94.29	1.021	17:10:04.408

P3 42 EX		Alan WOOD		Suzuki - J.Clubb Aggregates & Concrete		
IDEAL LAP TIME : 1:15.238		BEST LAP TIME : 1:15.561		DIFFERENCE : 0.323		
LAP	SECTOR 1	SECTOR 2	LAP TIME	MPH	DIFF	TIME OF DAY
1 -		26.702	1:20.909	88.05	5.348	17:02:34.066
2 -	49.330	26.762	1:16.092	93.63	0.531	17:03:50.158
3 -	49.409	26.544	1:15.953 (3)	93.80	0.392	17:05:06.111
4 -	49.286	26.301	1:15.587 (2)	94.25	0.026	17:06:21.698
5 -	49.962	26.151	1:16.113	93.60	0.552	17:07:37.811
6 -	49.087	26.474	1:15.561 (1)	94.28		17:08:53.372
7 -	49.582	27.068	1:16.650	92.95	1.089	17:10:10.022

P4 78 UL		Jamie THOMAS		Suzuki - Team RubyRacing		
IDEAL LAP TIME : 1:16.224		BEST LAP TIME : 1:16.252		DIFFERENCE : 0.028		
LAP	SECTOR 1	SECTOR 2	LAP TIME	MPH	DIFF	TIME OF DAY
1 -		26.989	1:21.509	87.40	5.257	17:02:34.666
2 -	49.688	27.146	1:16.834	92.72	0.582	17:03:51.500
3 -	49.814	26.648	1:16.462 (2)	93.17	0.210	17:05:07.962
4 -	49.576	26.676	1:16.252 (1)	93.43		17:06:24.214
5 -	50.801	26.951	1:17.752	91.63	1.500	17:07:41.966
6 -	49.705	27.103	1:16.808 (3)	92.75	0.556	17:08:58.774
7 -	50.122	27.841	1:17.963	91.38	1.711	17:10:16.737

P5 69 EX		Tony RUSSO		Suzuki - Titan Elevators		
IDEAL LAP TIME : 1:15.896		BEST LAP TIME : 1:15.896		DIFFERENCE : 0.000		
LAP	SECTOR 1	SECTOR 2	LAP TIME	MPH	DIFF	TIME OF DAY
1 -		27.624	1:22.855	85.98	6.959	17:02:36.012
2 -	49.761	27.540	1:17.301	92.16	1.405	17:03:53.313
3 -	50.484	27.345	1:17.829	91.54	1.933	17:05:11.142
4 -	50.215	26.787	1:17.002 (3)	92.52	1.106	17:06:28.144
5 -	49.856	27.228	1:17.084	92.42	1.188	17:07:45.228
6 -	49.296	26.600	1:15.896 (1)	93.87		17:09:01.124
7 -	49.680	27.059	1:16.739 (2)	92.84	0.843	17:10:17.863

P6 54 EX		Andrew SAUNDERS		Suzuki - SDC PERFORMANCE		
IDEAL LAP TIME : 1:15.965		BEST LAP TIME : 1:16.034		DIFFERENCE : 0.069		
LAP	SECTOR 1	SECTOR 2	LAP TIME	MPH	DIFF	TIME OF DAY

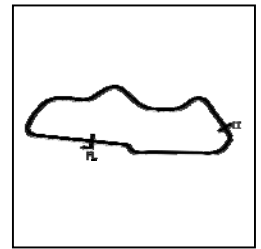
Weather / Track : Cloudy / Dry

Donington Park National
Circuit Length = 1.9790 miles
Start: 17:01 Flag 17:09 End: 17:11

BMCRC - MRO Championships 2019 - Rnd 4 @ Donington Park

BMCRC Thunderbike Extreme & Ultra

RACE 8 - SECTOR ANALYSIS



SECTOR 1 = FL to I1, SECTOR 2 = I1 to FL, DIFF = Difference To Personal Best Lap, P = Crossed Finish Line in Pit Lane, D = Time Disallowed

Lap	Time	Diff	MPH	Time of Day
1 -	27.381		85.71	17:02:36.278
2 -	50.196	26.914	92.39 (3)	17:03:53.388
3 -	50.730	27.051	91.59	17:05:11.169
4 -	49.794	26.502	93.38 (2)	17:06:27.465
5 -	50.011	27.270	92.19	17:07:44.746
6 -	49.463	26.571	93.70 (1)	17:09:00.780
7 -	49.685	27.457	92.35	17:10:17.922

P7 12 EX Russell TAYLOR		Suzuki -				
IDEAL LAP TIME : 1:15.710	BEST LAP TIME : 1:16.133	DIFFERENCE : 0.423				
LAP	SECTOR 1	SECTOR 2	LAP TIME	MPH	DIFF	TIME OF DAY

1 -		26.776	1:23.332	85.49	7.199	17:02:36.489
2 -	50.760	26.607	1:17.367	92.08	1.234	17:03:53.856
3 -	50.815	26.719	1:17.534	91.89	1.401	17:05:11.390
4 -	50.406	26.462	1:16.868 (3)	92.68	0.735	17:06:28.258
5 -	50.250	26.809	1:17.059	92.45	0.926	17:07:45.317
6 -	50.224	26.253	1:16.477 (2)	93.16	0.344	17:09:01.794
7 -	49.457	26.676	1:16.133 (1)	93.58		17:10:17.927

P8 52 EX Barry MANTELL		Honda - Swedish car connection				
IDEAL LAP TIME : 1:17.985	BEST LAP TIME : 1:18.109	DIFFERENCE : 0.124				
LAP	SECTOR 1	SECTOR 2	LAP TIME	MPH	DIFF	TIME OF DAY

1 -		27.487	1:21.314	87.61	3.205	17:02:34.471
2 -	51.223	27.504	1:18.727 (3)	90.49	0.618	17:03:53.198
3 -	50.616	27.493	1:18.109 (1)	91.21		17:05:11.307
4 -	51.132	27.369	1:18.501 (2)	90.75	0.392	17:06:29.808
5 -	50.827	28.416	1:19.243	89.90	1.134	17:07:49.051
6 -	51.782	28.077	1:19.859	89.21	1.750	17:09:08.910
7 -	52.203	28.713	1:20.916	88.04	2.807	17:10:29.826

P9 16 UL Matthew WREN		Suzuki - TBR performance				
IDEAL LAP TIME : 1:17.312	BEST LAP TIME : 1:17.616	DIFFERENCE : 0.304				
LAP	SECTOR 1	SECTOR 2	LAP TIME	MPH	DIFF	TIME OF DAY

1 -		27.560	1:25.612	83.21	7.996	17:02:38.769
2 -	52.122	27.089	1:19.211	89.94	1.595	17:03:57.980
3 -	52.023	27.018	1:19.041 (3)	90.13	1.425	17:05:17.021
4 -	52.227	26.942	1:19.169	89.99	1.553	17:06:36.190
5 -	51.763	26.699	1:18.462 (2)	90.80	0.846	17:07:54.652
6 -	52.351	26.852	1:19.203	89.95	1.587	17:09:13.855
7 -	50.613	27.003	1:17.616 (1)	91.79		17:10:31.471

P10 611 UL Gary DRAKE		Suzuki -				
IDEAL LAP TIME : 1:18.753	BEST LAP TIME : 1:18.938	DIFFERENCE : 0.185				
LAP	SECTOR 1	SECTOR 2	LAP TIME	MPH	DIFF	TIME OF DAY

1 -		27.842	1:25.856	82.98	6.918	17:02:39.013
2 -	52.287	27.521	1:19.808	89.27	0.870	17:03:58.821
3 -	52.733	27.270	1:20.003	89.05	1.065	17:05:18.824
4 -	51.566	27.372	1:18.938 (1)	90.25		17:06:37.762
5 -	51.828	27.435	1:19.263 (2)	89.88	0.325	17:07:57.025
6 -	52.032	27.760	1:19.792	89.29	0.854	17:09:16.817
7 -	51.483	27.870	1:19.353 (3)	89.78	0.415	17:10:36.170

P11 4 EX James REVELEY		Yamaha - PCN racing				
IDEAL LAP TIME : 1:18.027	BEST LAP TIME : 1:18.792	DIFFERENCE : 0.765				
LAP	SECTOR 1	SECTOR 2	LAP TIME	MPH	DIFF	TIME OF DAY

1 -		27.647	1:26.217	82.63	7.425	17:02:39.374
2 -	52.360	27.498	1:19.858 (3)	89.21	1.066	17:03:59.232
3 -	52.566	27.849	1:20.415	88.59	1.623	17:05:19.647
4 -	52.423	27.929	1:20.352	88.66	1.560	17:06:39.999

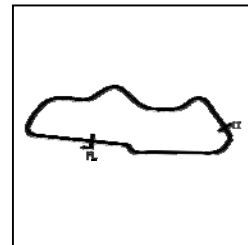
Weather / Track : Cloudy / Dry

Donington Park National
Circuit Length = 1.9790 miles
Start: 17:01 Flag 17:09 End: 17:11

BMCRC - MRO Championships 2019 - Rnd 4 @ Donington Park

BMCRC Thunderbike Extreme & Ultra

RACE 8 - SECTOR ANALYSIS



SECTOR 1 = FL to I1, SECTOR 2 = I1 to FL, DIFF = Difference To Personal Best Lap, P = Crossed Finish Line in Pit Lane, D = Time Disallowed

5 -	52.116	27.938	1:20.054	88.99	1.262	17:08:00.053
6 -	51.433	27.396	1:18.829 (2)	90.38	0.037	17:09:18.882
7 -	50.631	28.161	1:18.792 (1)	90.42		17:10:37.674

P12 228 EX	Clive EMERSON		Honda -			
IDEAL LAP TIME : 1:19.651		BEST LAP TIME : 1:19.938	DIFFERENCE : 0.287			
LAP	SECTOR 1	SECTOR 2	LAP TIME	MPH	DIFF	TIME OF DAY
1 -		27.464	1:25.144	83.67	5.206	17:02:38.301
2 -	52.187	27.751	1:19.938 (1)	89.12		17:03:58.239
3 -	53.112	28.100	1:21.212 (3)	87.72	1.274	17:05:19.451
4 -	52.464	28.548	1:21.012 (2)	87.94	1.074	17:06:40.463
5 -	54.257	28.320	1:22.577	86.27	2.639	17:08:03.040
6 -	54.223	28.304	1:22.527	86.33	2.589	17:09:25.567
7 -	53.771	28.172	1:21.943	86.94	2.005	17:10:47.510

P13 20 EX	Marc CRESSWELL		Honda - Fishbowl Racing			
IDEAL LAP TIME : 1:21.579		BEST LAP TIME : 1:21.808	DIFFERENCE : 0.229			
LAP	SECTOR 1	SECTOR 2	LAP TIME	MPH	DIFF	TIME OF DAY
1 -		29.773	1:32.761	76.80	10.953	17:02:45.918
2 -	54.801	29.080	1:23.881	84.93	2.073	17:04:09.799
3 -	54.190	29.123	1:23.313	85.51	1.505	17:05:33.112
4 -	53.563	29.365	1:22.928	85.91	1.120	17:06:56.040
5 -	53.441	28.589	1:22.030 (2)	86.85	0.222	17:08:18.070
6 -	53.596	28.851	1:22.447 (3)	86.41	0.639	17:09:40.517
7 -	52.990	28.818	1:21.808 (1)	87.08		17:11:02.325

P14 118 UL	Albert WILLISHER		Suzuki - willsher machinery ltd			
IDEAL LAP TIME : 1:22.411		BEST LAP TIME : 1:22.706	DIFFERENCE : 0.295			
LAP	SECTOR 1	SECTOR 2	LAP TIME	MPH	DIFF	TIME OF DAY
1 -		29.562	1:29.545	79.56	6.839	17:02:42.702
2 -	54.100	28.883	1:22.983 (3)	85.85	0.277	17:04:05.685
3 -	54.259	29.795	1:24.054	84.76	1.348	17:05:29.739
4 -	55.191	28.701	1:23.892	84.92	1.186	17:06:53.631
5 -	54.301	28.405	1:22.706 (1)	86.14		17:08:16.337
6 -	54.111	28.638	1:22.749 (2)	86.09	0.043	17:09:39.086
7 -	54.006	29.295	1:23.301	85.52	0.595	17:11:02.387

P15 171 EX	Daniel GIBBS		Suzuki - Thomas Racing			
IDEAL LAP TIME : 1:24.585		BEST LAP TIME : 1:24.920	DIFFERENCE : 0.335			
LAP	SECTOR 1	SECTOR 2	LAP TIME	MPH	DIFF	TIME OF DAY
1 -		29.898	1:32.008	77.43	7.088	17:02:45.165
2 -	56.019	29.827	1:25.846	82.99	0.926	17:04:11.011
3 -	55.799	30.093	1:25.892	82.94	0.972	17:05:36.903
4 -	55.784	30.094	1:25.878	82.96	0.958	17:07:02.781
5 -	55.468	29.713	1:25.181 (2)	83.64	0.261	17:08:27.962
6 -	55.373	30.135	1:25.508 (3)	83.32	0.588	17:09:53.470
7 -	54.872	30.048	1:24.920 (1)	83.89		17:11:18.390

P16 35 EX	Stephen HARVEY		Yamaha -			
IDEAL LAP TIME : 1:24.576		BEST LAP TIME : 1:24.730	DIFFERENCE : 0.154			
LAP	SECTOR 1	SECTOR 2	LAP TIME	MPH	DIFF	TIME OF DAY
1 -		30.148	1:33.450	76.23	8.720	17:02:46.607
2 -	55.999	29.906	1:25.905	82.93	1.175	17:04:12.512
3 -	56.216	29.935	1:26.151	82.69	1.421	17:05:38.663
4 -	55.712	29.616	1:25.328	83.49	0.598	17:07:03.991
5 -	55.174	29.697	1:24.871 (2)	83.94	0.141	17:08:28.862
6 -	55.328	29.402	1:24.730 (1)	84.08		17:09:53.592
7 -	55.313	29.764	1:25.077 (3)	83.74	0.347	17:11:18.669

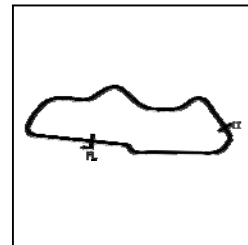
Weather / Track : Cloudy / Dry

Donington Park National
Circuit Length = 1.9790 miles
Start: 17:01 Flag 17:09 End: 17:11

BMCRC - MRO Championships 2019 - Rnd 4 @ Donington Park

BMCRC Thunderbike Extreme & Ultra

RACE 8 - SECTOR ANALYSIS



SECTOR 1 = FL to I1, SECTOR 2 = I1 to FL, DIFF = Difference To Personal Best Lap, P = Crossed Finish Line in Pit Lane, D = Time Disallowed

P17 186 EXR		Stephen WILKINSON		Honda -		
IDEAL LAP TIME : 1:26.126		BEST LAP TIME : 1:26.599		DIFFERENCE : 0.473		
LAP	SECTOR 1	SECTOR 2	LAP TIME	MPH	DIFF	TIME OF DAY
1 -		30.314	1:35.203	74.83	8.604	17:02:48.360
2 -	56.445	30.221	1:26.666 (2)	82.20	0.067	17:04:15.026
3 -	56.877	29.860	1:26.737 (3)	82.14	0.138	17:05:41.763
4 -	57.367	29.681	1:27.048	81.84	0.449	17:07:08.811
5 -	57.262	29.824	1:27.086	81.81	0.487	17:08:35.897
6 -	56.757	29.842	1:26.599 (1)	82.27		17:10:02.496

P18 46 EX		Adrian DRAPER		Suzuki - droopy racing uk		
IDEAL LAP TIME : 1:26.706		BEST LAP TIME : 1:27.008		DIFFERENCE : 0.302		
LAP	SECTOR 1	SECTOR 2	LAP TIME	MPH	DIFF	TIME OF DAY
1 -		30.097	1:33.831	75.93	6.823	17:02:46.988
2 -	57.252	29.861	1:27.113 (3)	81.78	0.105	17:04:14.101
3 -	57.256	29.846	1:27.102 (2)	81.79	0.094	17:05:41.203
4 -	57.293	29.913	1:27.206	81.69	0.198	17:07:08.409
5 -	57.100	29.908	1:27.008 (1)	81.88		17:08:35.417
6 -	56.860	30.442	1:27.302	81.60	0.294	17:10:02.719

P19 31 EXR		Pete SANDERSON		Suzuki - The Wife!		
IDEAL LAP TIME : 1:26.989		BEST LAP TIME : 1:26.989		DIFFERENCE : 0.000		
LAP	SECTOR 1	SECTOR 2	LAP TIME	MPH	DIFF	TIME OF DAY
1 -		30.202	1:39.329	71.72	12.340	17:02:52.486
2 -	58.130	30.279	1:28.409	80.58	1.420	17:04:20.895
3 -	58.611	30.868	1:29.479	79.62	2.490	17:05:50.374
4 -	58.204	30.181	1:28.385 (3)	80.60	1.396	17:07:18.759
5 -	57.391	30.013	1:27.404 (2)	81.51	0.415	17:08:46.163
6 -	56.983	30.006	1:26.989 (1)	81.90		17:10:13.152

P20 18 EX		Stuart ALBON		Honda -		
IDEAL LAP TIME : 1:32.729		BEST LAP TIME : 1:33.159		DIFFERENCE : 0.430		
LAP	SECTOR 1	SECTOR 2	LAP TIME	MPH	DIFF	TIME OF DAY
1 -		32.650	1:43.414	68.89	10.255	17:02:56.571
2 -	1:03.393	32.669	1:36.062	74.16	2.903	17:04:32.633
3 -	1:06.746	33.794	1:40.540	70.86	7.381	17:06:13.173
4 -	1:02.612	33.006	1:35.618 (3)	74.51	2.459	17:07:48.791
5 -	1:00.565	32.594	1:33.159 (1)	76.47		17:09:21.950
6 -	1:01.406	32.164	1:33.570 (2)	76.14	0.411	17:10:55.520

P21 130 EX		Fraser GRINSTEAD		Suzuki - TRAPDOOR RACING		
IDEAL LAP TIME : 1:33.889		BEST LAP TIME : 1:34.740		DIFFERENCE : 0.851		
LAP	SECTOR 1	SECTOR 2	LAP TIME	MPH	DIFF	TIME OF DAY
1 -		34.153	1:44.276	68.32	9.536	17:02:57.433
2 -	1:03.426	32.826	1:36.252 (2)	74.02	1.512	17:04:33.685
3 -	1:05.408	31.920	1:37.328	73.20	2.588	17:06:11.013
4 -	1:04.205	34.146	1:38.351	72.44	3.611	17:07:49.364
5 -	1:03.627	32.765	1:36.392 (3)	73.91	1.652	17:09:25.756
6 -	1:01.969	32.771	1:34.740 (1)	75.20		17:11:00.496

P22 143 UL		Steve PALMER		Yamaha - 4C8/Mk1 Transit racing		
IDEAL LAP TIME : 1:12.620		BEST LAP TIME : 1:12.807		DIFFERENCE : 0.187		
LAP	SECTOR 1	SECTOR 2	LAP TIME	MPH	DIFF	TIME OF DAY
1 -		26.312	1:22.349	86.51	9.542	17:02:35.506
2 -	48.111	25.935	1:14.046	96.21	1.239	17:03:49.552
3 -	47.203	25.604	1:12.807 (1)	97.85		17:05:02.359
4 -	47.783	25.868	1:13.651	96.73	0.844	17:06:16.010
5 -	47.834	25.530	1:13.364 (3)	97.11	0.557	17:07:29.374

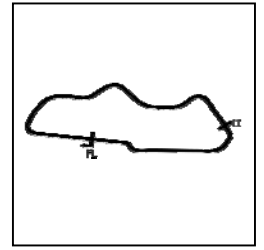
Weather / Track : Cloudy / Dry

Donington Park National
Circuit Length = 1.9790 miles
Start: 17:01 Flag 17:09 End: 17:11

BMCRC - MRO Championships 2019 - Rnd 4 @ Donington Park

BMCRC Thunderbike Extreme & Ultra

RACE 8 - SECTOR ANALYSIS



SECTOR 1 = FL to I1, SECTOR 2 = I1 to FL, DIFF = Difference To Personal Best Lap, P = Crossed Finish Line in Pit Lane, D = Time Disallowed

6 - 47.700 **25.417** 1:13.117 **(2)** 97.44 0.310 17:08:42.491

BMCRC - MRO Championships 2019 - Rnd 4 @ Donington Park

BMCRC Thunderbike Extreme & Ultra

RACE 8 - BEST SECTORS

SECTOR 1			SECTOR 2			IDEAL / BEST COMPARISON						
POS	NO	NAME	TIME	NO	NAME	TIME	POS	NO	NAME	IDEAL	BEST	DIFF
									PERFECT LAP	1:12.292		
1	40	PATMORE	47.081	40	PATMORE	25.211	1	40	PATMORE	1:12.292	1:12.477	0.185
2	143	PALMER	47.203	143	PALMER	25.417	2	143	PALMER	1:12.620	1:12.807	0.187
3	258	FRIEND	48.406	258	FRIEND	26.056	3	258	FRIEND	1:14.462	1:14.536	0.074
4	42	WOOD	49.087	42	WOOD	26.151	4	42	WOOD	1:15.238	1:15.561	0.323
5	69	RUSSO	49.296	12	TAYLOR	26.253	5	12	TAYLOR	1:15.710	1:16.133	0.423
6	12	TAYLOR	49.457	54	SAUNDERS	26.502	6	69	RUSSO	1:15.896	1:15.896	0.000
7	54	SAUNDERS	49.463	69	RUSSO	26.600	7	54	SAUNDERS	1:15.965	1:16.034	0.069
8	78	THOMAS	49.576	78	THOMAS	26.648	8	78	THOMAS	1:16.224	1:16.252	0.028
9	16	WREN	50.613	16	WREN	26.699	9	16	WREN	1:17.312	1:17.616	0.304
10	52	MANTELL	50.616	611	DRAKE	27.270	10	52	MANTELL	1:17.985	1:18.109	0.124
11	4	REVELEY	50.631	52	MANTELL	27.369	11	4	REVELEY	1:18.027	1:18.792	0.765
12	611	DRAKE	51.483	4	REVELEY	27.396	12	611	DRAKE	1:18.753	1:18.938	0.185
13	228	EMERSON	52.187	228	EMERSON	27.464	13	228	EMERSON	1:19.651	1:19.938	0.287
14	20	CRESSWELL	52.990	118	WILLSHER	28.405	14	20	CRESSWELL	1:21.579	1:21.808	0.229
15	118	WILLSHER	54.006	20	CRESSWELL	28.589	15	118	WILLSHER	1:22.411	1:22.706	0.295
16	171	GIBBS	54.872	35	HARVEY	29.402	16	35	HARVEY	1:24.576	1:24.730	0.154
17	35	HARVEY	55.174	186	WILKINSON	29.681	17	171	GIBBS	1:24.585	1:24.920	0.335
18	186	WILKINSON	56.445	171	GIBBS	29.713	18	186	WILKINSON	1:26.126	1:26.599	0.473
19	46	DRAPER	56.860	46	DRAPER	29.846	19	46	DRAPER	1:26.706	1:27.008	0.302
20	31	SANDERSON	56.983	31	SANDERSON	30.006	20	31	SANDERSON	1:26.989	1:26.989	0.000
21	18	ALBON	1:00.565	130	GRINSTEAD	31.920	21	18	ALBON	1:32.729	1:33.159	0.430
22	130	GRINSTEAD	1:01.969	18	ALBON	32.164	22	130	GRINSTEAD	1:33.889	1:34.740	0.851

Weather / Track : Cloudy / Dry

Results can be found at www.tsl-timing.com

Donington Park National
Circuit Length = 1.9790 miles
Start: 17:01 Flag 17:09 End: 17:11

Printed - 17:13 Saturday, 18 May 2019

BMCRC - MRO Championships 2019 - Rnd 4 @ Donington Park

BMCRC Thunderbike Extreme & Ultra

RACE 7 - GRID (10 Laps)

ROW 9	1		1		25	27	Chris GILES						
ROW 8	24	24	Mark REYNOLDS	23	188	Cecil DINSMORE	1:34.740						
ROW 7		21	18	Stuart ALBON	1:33.159	20	46	Adrian DRAPER	1:27.008	19	31	Pete SANDERSON	1:26.989
ROW 6	18	186	Stephen WILKINSON	1:26.599	17	171	Daniel GIBBS	1:24.920	16	35	Stephen HARVEY	1:24.730	
ROW 5		15	118	Albert WILLISHER	1:22.706	14	20	Marc CRESSWELL	1:21.808	13	228	Clive EMERSON	1:19.938
ROW 4	12	611	Gary DRAKE	1:18.938	11	4	James REVELEY	1:18.792	10	52	Barry MANTELL	1:18.109	
ROW 3		9	16	Matthew WREN	1:17.616	8	78	Jamie THOMAS	1:16.252	7	12	Russell TAYLOR	1:16.133
ROW 2	6	54	Andrew SAUNDERS	1:16.034	5	69	Tony RUSSO	1:15.896	4	42	Alan WOOD	1:15.561	
ROW 1		3	258	Ande FRIEND	1:14.536	2	143	Steve PALMER	1:12.807	1	40	Aiden PATMORE	1:12.477
												Pole	

Donington Park National
Circuit Length = 1.9790 miles

These results are provisional until the conclusion of any judicial and technical matters.

Clerk Of Course :		Timekeeper :
-------------------	--	--------------

Results can be found at www.tsl-timing.com

Printed - 17:15 Saturday, 18 May 2019



BMCRC - MRO Championships 2019 - Rnd 4 @ Donington Park

BMCRC Thunderbike Extreme & Ultra

RACE 7 - CLASSIFICATION

POS	NO	CL	PIC NAME	ENTRY	LAPS	TIME	GAP	DIFF	MPH	BEST	ON
1	40	UL	1 Aiden PATMORE	Yamaha - TBR Performance/NW Roofing	10	12:15.927			96.62	1:12.276	10
2	143	UL	2 Steve PALMER	Yamaha - 4C8/Mk1 Transit racing	10	12:18.892	2.965	2.965	96.23	1:11.560	6
3	42	EX	1 Alan WOOD	Suzuki - J.Clubb Aggregates & Concrete	10	12:45.370	29.443	26.478	92.90	1:14.125	7
4	16	UL	3 Matthew WREN	Suzuki - TBR performance	10	12:47.444	31.517	2.074	92.65	1:14.771	7
5	54	EX	2 Andrew SAUNDERS	Suzuki - SDC PERFORMANCE	10	12:48.703	32.776	1.259	92.50	1:15.683	8
6	78	UL	4 Jamie THOMAS	Suzuki - Team RubyRacing	10	12:50.921	34.994	2.218	92.24	1:15.271	2
7	69	EX	3 Tony RUSSO	Suzuki - Titan Elevators	10	12:55.322	39.395	4.401	91.71	1:15.972	8
8	188	UL	5 Cecil DINSMORE	Suzuki - KnC Racing	10	13:02.411	46.484	7.089	90.88	1:16.425	8
9	611	UL	6 Gary DRAKE	Suzuki -	10	13:03.481	47.554	1.070	90.76	1:15.863	8
10	12	EX	4 Russell TAYLOR	Suzuki -	10	13:08.325	52.398	4.844	90.20	1:16.341	3
11	4	EX	5 James REVELEY	Yamaha - PCN racing	10	13:15.363	59.436	7.038	89.40	1:17.679	8
12	52	EX	6 Barry MANTELL	Honda - Swedish car connection	10	13:15.679	59.752	0.316	89.37	1:18.200	2
13	228	EX	7 Clive EMERSON	Honda -	9	12:20.265	1 Lap	1 Lap	86.43	1:20.571	4
14	20*	EX	8 Marc CRESSWELL	Honda - Fishbowl Racing	9	12:21.832	1 Lap	1.567	86.25	1:20.844	9
15	171	EX	9 Daniel GIBBS	Suzuki - Thomas Racing	9	12:43.983	1 Lap	22.151	83.75	1:23.024	8
16	186	EXR	1 Stephen WILKINSON	Honda -	9	12:44.274	1 Lap	0.291	83.72	1:22.892	9
17	35	EX	10 Stephen HARVEY	Yamaha -	9	12:46.557	1 Lap	2.283	83.47	1:22.928	9
18	46	EX	11 Adrian DRAPER	Suzuki - droopy racing uk	9	12:47.096	1 Lap	0.539	83.41	1:22.374	9
19	118	UL	7 Albert WILLISHER	Suzuki - willsher machinery ltd	9	12:52.854	1 Lap	5.758	82.79	1:24.021	9
20	31	EXR	2 Pete SANDERSON	Suzuki - The Wife!	9	12:59.010	1 Lap	6.156	82.13	1:22.592	7
21	18	EX	12 Stuart ALBON	Honda -	8	12:37.385	2 Laps	1 Lap	75.07	1:32.264	6
22	130	EX	13 Fraser GRINSTEAD	Suzuki - TRAPDOOR RACING	8	12:59.632	2 Laps	22.247	72.93	1:35.565	3

NOT CLASSIFIED

DNF 258 UL Ande FRIEND Kawasaki - Flying colours Motorcycle Training 0

FASTEST LAP

143	UL	Steve PALMER	Yamaha - 4C8/Mk1 Transit racing	6	1:11.560	99.56 mph	160.22 kph
42	EX	Alan WOOD	Suzuki - J.Clubb Aggregates & Concrete	7	1:14.125	96.11 mph	154.68 kph
31	EXR	Pete SANDERSON	Suzuki - The Wife!	7	1:22.592	86.26 mph	138.82 kph

Class UL - 92.5% of Race Speed = 89.37 mph
 Class EX - 92.5% of Race Speed = 85.93 mph
 Class EXR - 92.5% of Race Speed = 77.44 mph

Donington Park National
 Circuit Length = 1.9790 miles
 Start: 11:20 Flag 11:32 End: 11:34

Weather / Track : Bright / Dry

These results are provisional until the conclusion of any judicial and technical matters.

Clerk Of Course :	Timekeeper :
-------------------	--------------

Results can be found at www.tsl-timing.com

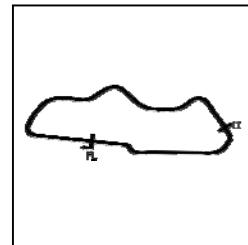
Printed - 11:34 Sunday, 19 May 2019



BMCRC - MRO Championships 2019 - Rnd 4 @ Donington Park

BMCRC Thunderbike Extreme & Ultra

RACE 7 - SECTOR ANALYSIS



SECTOR 1 = FL to I1, SECTOR 2 = I1 to FL, DIFF = Difference To Personal Best Lap, P = Crossed Finish Line in Pit Lane, D = Time Disallowed

P1 40 UL		Aiden PATMORE		Yamaha - TBR Performance/NW Roofing		
IDEAL LAP TIME : 1:12.161		BEST LAP TIME : 1:12.276		DIFFERENCE : 0.115		
LAP	SECTOR 1	SECTOR 2	LAP TIME	MPH	DIFF	TIME OF DAY
1 -		25.418	1:16.951	92.58	4.675	11:22:00.798
2 -	48.070	25.631	1:13.701	96.66	1.425	11:23:14.499
3 -	47.646	25.301	1:12.947	97.66	0.671	11:24:27.446
4 -	47.842	25.849	1:13.691	96.68	1.415	11:25:41.137
5 -	48.426	25.311	1:13.737	96.62	1.461	11:26:54.874
6 -	47.010	26.532	1:13.542	96.87	1.266	11:28:08.416
7 -	47.416	26.001	1:13.417	97.04	1.141	11:29:21.833
8 -	47.742	25.151	1:12.893 (3)	97.74	0.617	11:30:34.726
9 -	47.272	25.500	1:12.772 (2)	97.90	0.496	11:31:47.498
10 -	47.043	25.233	1:12.276 (1)	98.57		11:32:59.774

P2 143 UL		Steve PALMER		Yamaha - 4C8/Mk1 Transit racing		
IDEAL LAP TIME : 1:11.560		BEST LAP TIME : 1:11.560		DIFFERENCE : 0.000		
LAP	SECTOR 1	SECTOR 2	LAP TIME	MPH	DIFF	TIME OF DAY
1 -		25.216	1:18.245	91.05	6.685	11:22:02.092
2 -	47.270	25.379	1:12.649 (2)	98.06	1.089	11:23:14.741
3 -	47.540	25.693	1:13.233	97.28	1.673	11:24:27.974
4 -	47.560	25.659	1:13.219 (3)	97.30	1.659	11:25:41.193
5 -	48.104	25.252	1:13.356	97.12	1.796	11:26:54.549
6 -	46.423	25.137	1:11.560 (1)	99.56		11:28:06.109
7 -	47.798	26.250	1:14.048	96.21	2.488	11:29:20.157
8 -	47.819	25.583	1:13.402	97.06	1.842	11:30:33.559
9 -	47.781	26.585	1:14.366	95.80	2.806	11:31:47.925
10 -	48.352	26.462	1:14.814	95.23	3.254	11:33:02.739

P3 42 EX		Alan WOOD		Suzuki - J.Clubb Aggregates & Concrete		
IDEAL LAP TIME : 1:13.806		BEST LAP TIME : 1:14.125		DIFFERENCE : 0.319		
LAP	SECTOR 1	SECTOR 2	LAP TIME	MPH	DIFF	TIME OF DAY
1 -		27.947	1:25.887	82.95	11.762	11:22:09.734
2 -	50.787	26.944	1:17.731	91.65	3.606	11:23:27.465
3 -	48.968	26.021	1:14.989 (3)	95.00	0.864	11:24:42.454
4 -	49.118	25.997	1:15.115	94.84	0.990	11:25:57.569
5 -	49.106	26.966	1:16.072	93.65	1.947	11:27:13.641
6 -	49.739	25.978	1:15.717	94.09	1.592	11:28:29.358
7 -	47.876	26.249	1:14.125 (1)	96.11		11:29:43.483
8 -	48.645	26.675	1:15.320	94.59	1.195	11:30:58.803
9 -	49.674	26.239	1:15.913	93.85	1.788	11:32:14.716
10 -	48.571	25.930	1:14.501 (2)	95.63	0.376	11:33:29.217

P4 16 UL		Matthew WREN		Suzuki - TBR performance		
IDEAL LAP TIME : 1:14.492		BEST LAP TIME : 1:14.771		DIFFERENCE : 0.279		
LAP	SECTOR 1	SECTOR 2	LAP TIME	MPH	DIFF	TIME OF DAY
1 -		26.413	1:21.658	87.24	6.887	11:22:05.505
2 -	50.488	26.297	1:16.785	92.78	2.014	11:23:22.290
3 -	49.659	26.778	1:16.437	93.20	1.666	11:24:38.727
4 -	50.555	26.532	1:17.087	92.42	2.316	11:25:55.814
5 -	49.811	26.608	1:16.419	93.23	1.648	11:27:12.233
6 -	50.098	26.072	1:16.170	93.53	1.399	11:28:28.403
7 -	48.420	26.351	1:14.771 (1)	95.28		11:29:43.174
8 -	49.657	26.174	1:15.831 (3)	93.95	1.060	11:30:59.005
9 -	50.256	26.449	1:16.705	92.88	1.934	11:32:15.710
10 -	49.039	26.542	1:15.581 (2)	94.26	0.810	11:33:31.291

P5 54 EX		Andrew SAUNDERS		Suzuki - SDC PERFORMANCE		
IDEAL LAP TIME : 1:15.161		BEST LAP TIME : 1:15.683		DIFFERENCE : 0.522		
LAP	SECTOR 1	SECTOR 2	LAP TIME	MPH	DIFF	TIME OF DAY

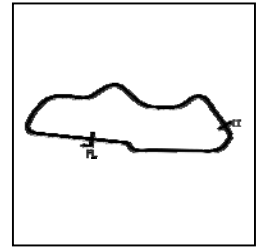
Weather / Track : Bright / Dry

Donington Park National
Circuit Length = 1.9790 miles
Start: 11:20 Flag 11:32 End: 11:34

BMCRC - MRO Championships 2019 - Rnd 4 @ Donington Park

BMCRC Thunderbike Extreme & Ultra

RACE 7 - SECTOR ANALYSIS



SECTOR 1 = FL to I1, SECTOR 2 = I1 to FL, DIFF = Difference To Personal Best Lap, P = Crossed Finish Line in Pit Lane, D = Time Disallowed

LAP	SECTOR 1	SECTOR 2	LAP TIME	MPH	DIFF	TIME OF DAY
1 -		27.052	1:21.350	87.57	5.667	11:22:05.197
2 -	50.299	26.582	1:16.881	92.67	1.198	11:23:22.078
3 -	50.233	26.510	1:16.743	92.83	1.060	11:24:38.821
4 -	50.220	26.556	1:16.776	92.79	1.093	11:25:55.597
5 -	49.474	26.684	1:16.158	93.55	0.475	11:27:11.755
6 -	49.218	26.560	1:15.778 (2)	94.01	0.095	11:28:27.533
7 -	48.894	27.597	1:16.491	93.14	0.808	11:29:44.024
8 -	49.416	26.267	1:15.683 (1)	94.13		11:30:59.707
9 -	49.942	26.899	1:16.841	92.71	1.158	11:32:16.548
10 -	49.281	26.721	1:16.002 (3)	93.74	0.319	11:33:32.550

P6 78 UL		Jamie THOMAS		Suzuki - Team RubyRacing			
IDEAL LAP TIME : 1:15.271		BEST LAP TIME : 1:15.271		DIFFERENCE : 0.000			
LAP	SECTOR 1	SECTOR 2	LAP TIME	MPH	DIFF	TIME OF DAY	

1 -		26.535	1:21.033	87.92	5.762	11:22:04.880
2 -	49.044	26.227	1:15.271 (1)	94.65		11:23:20.151
3 -	49.330	26.290	1:15.620 (2)	94.21	0.349	11:24:35.771
4 -	49.251	26.469	1:15.720 (3)	94.09	0.449	11:25:51.491
5 -	49.741	27.282	1:17.023	92.50	1.752	11:27:08.514
6 -	49.479	26.897	1:16.376	93.28	1.105	11:28:24.890
7 -	49.855	27.010	1:16.865	92.69	1.594	11:29:41.755
8 -	49.780	27.210	1:16.990	92.53	1.719	11:30:58.745
9 -	50.212	27.436	1:17.648	91.75	2.377	11:32:16.393
10 -	51.005	27.370	1:18.375	90.90	3.104	11:33:34.768

P7 69 EX		Tony RUSSO		Suzuki - Titan Elevators			
IDEAL LAP TIME : 1:15.853		BEST LAP TIME : 1:15.972		DIFFERENCE : 0.119			
LAP	SECTOR 1	SECTOR 2	LAP TIME	MPH	DIFF	TIME OF DAY	

1 -		27.251	1:23.403	85.42	7.431	11:22:07.250
2 -	50.355	26.878	1:17.233	92.24	1.261	11:23:24.483
3 -	50.470	26.887	1:17.357	92.10	1.385	11:24:41.840
4 -	50.110	26.390	1:16.500	93.13	0.528	11:25:58.340
5 -	49.463	26.888	1:16.351 (2)	93.31	0.379	11:27:14.691
6 -	50.083	27.325	1:17.408	92.04	1.436	11:28:32.099
7 -	50.954	26.746	1:17.700	91.69	1.728	11:29:49.799
8 -	49.484	26.488	1:15.972 (1)	93.77		11:31:05.771
9 -	49.540	26.861	1:16.401 (3)	93.25	0.429	11:32:22.172
10 -	50.234	26.763	1:16.997	92.53	1.025	11:33:39.169

P8 188 UL		Cecil DINSMORE		Suzuki - KnC Racing			
IDEAL LAP TIME : 1:16.358		BEST LAP TIME : 1:16.425		DIFFERENCE : 0.067			
LAP	SECTOR 1	SECTOR 2	LAP TIME	MPH	DIFF	TIME OF DAY	

1 -		27.456	1:25.648	83.18	9.223	11:22:09.495
2 -	50.792	27.287	1:18.079	91.24	1.654	11:23:27.574
3 -	50.467	26.685	1:17.152	92.34	0.727	11:24:44.726
4 -	50.337	28.413	1:18.750	90.47	2.325	11:26:03.476
5 -	50.224	27.281	1:17.505	91.92	1.080	11:27:20.981
6 -	50.966	27.324	1:18.290	91.00	1.865	11:28:39.271
7 -	50.114	26.862	1:16.976 (3)	92.55	0.551	11:29:56.247
8 -	49.678	26.747	1:16.425 (1)	93.22		11:31:12.672
9 -	50.442	26.698	1:17.140	92.35	0.715	11:32:29.812
10 -	49.766	26.680	1:16.446 (2)	93.19	0.021	11:33:46.258

P9 611 UL		Gary DRAKE		Suzuki -			
IDEAL LAP TIME : 1:15.863		BEST LAP TIME : 1:15.863		DIFFERENCE : 0.000			
LAP	SECTOR 1	SECTOR 2	LAP TIME	MPH	DIFF	TIME OF DAY	

1 -		27.889	1:25.717	83.11	9.854	11:22:09.564
2 -	51.296	27.547	1:18.843	90.36	2.980	11:23:28.407
3 -	50.851	27.220	1:18.071	91.25	2.208	11:24:46.478
4 -	50.210	26.844	1:17.054 (3)	92.46	1.191	11:26:03.532

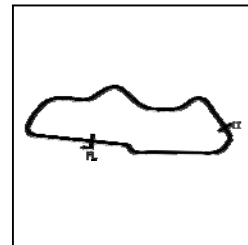
Weather / Track : Bright / Dry

Donington Park National
Circuit Length = 1.9790 miles
Start: 11:20 Flag 11:32 End: 11:34

BMCRC - MRO Championships 2019 - Rnd 4 @ Donington Park

BMCRC Thunderbike Extreme & Ultra

RACE 7 - SECTOR ANALYSIS



SECTOR 1 = FL to I1, SECTOR 2 = I1 to FL, DIFF = Difference To Personal Best Lap, P = Crossed Finish Line in Pit Lane, D = Time Disallowed

5 -	50.556	27.137	1:17.693	91.70	1.830	11:27:21.225
6 -	51.099	27.475	1:18.574	90.67	2.711	11:28:39.799
7 -	49.863	26.899	1:16.762 (2)	92.81	0.899	11:29:56.561
8 -	49.599	26.264	1:15.863 (1)	93.91		11:31:12.424
9 -	51.009	26.716	1:17.725	91.66	1.862	11:32:30.149
10 -	49.662	27.517	1:17.179	92.31	1.316	11:33:47.328

P10	12 EX	Russell TAYLOR	Suzuki -
IDEAL LAP TIME : 1:16.181		BEST LAP TIME : 1:16.341	DIFFERENCE : 0.160

LAP	SECTOR 1	SECTOR 2	LAP TIME	MPH	DIFF	TIME OF DAY
1 -		27.182	1:23.716	85.10	7.375	11:22:07.563
2 -	50.340	26.631	1:16.971	92.56	0.630	11:23:24.534
3 -	49.965	26.376	1:16.341 (1)	93.32		11:24:40.875
4 -	49.805	26.582	1:16.387 (2)	93.27	0.046	11:25:57.262
5 -	50.175	26.438	1:16.613 (3)	92.99	0.272	11:27:13.875
6 -	50.467	27.598	1:18.065	91.26	1.724	11:28:31.940
7 -	51.922	27.403	1:19.325	89.81	2.984	11:29:51.265
8 -	53.080	27.371	1:20.451	88.55	4.110	11:31:11.716
9 -	52.606	27.434	1:20.040	89.01	3.699	11:32:31.756
10 -	52.728	27.688	1:20.416	88.59	4.075	11:33:52.172

P11	4 EX	James REVELEY	Yamaha - PCN racing
IDEAL LAP TIME : 1:17.679		BEST LAP TIME : 1:17.679	DIFFERENCE : 0.000

LAP	SECTOR 1	SECTOR 2	LAP TIME	MPH	DIFF	TIME OF DAY
1 -		28.587	1:26.120	82.72	8.441	11:22:09.967
2 -	51.295	27.453	1:18.748	90.47	1.069	11:23:28.715
3 -	50.989	27.558	1:18.547	90.70	0.868	11:24:47.262
4 -	51.517	27.668	1:19.185	89.97	1.506	11:26:06.447
5 -	51.687	27.970	1:19.657	89.44	1.978	11:27:26.104
6 -	52.105	27.204	1:19.309	89.83	1.630	11:28:45.413
7 -	51.963	27.574	1:19.537	89.57	1.858	11:30:04.950
8 -	50.611	27.068	1:17.679 (1)	91.71		11:31:22.629
9 -	50.887	27.422	1:18.309 (3)	90.98	0.630	11:32:40.938
10 -	50.886	27.386	1:18.272 (2)	91.02	0.593	11:33:59.210

P12	52 EX	Barry MANTELL	Honda - Swedish car connection
IDEAL LAP TIME : 1:18.200		BEST LAP TIME : 1:18.200	DIFFERENCE : 0.000

LAP	SECTOR 1	SECTOR 2	LAP TIME	MPH	DIFF	TIME OF DAY
1 -		27.366	1:24.291	84.52	6.091	11:22:08.138
2 -	51.009	27.191	1:18.200 (1)	91.10		11:23:26.338
3 -	51.322	27.519	1:18.841	90.36	0.641	11:24:45.179
4 -	51.152	27.715	1:18.867	90.33	0.667	11:26:04.046
5 -	51.346	27.227	1:18.573 (2)	90.67	0.373	11:27:22.619
6 -	52.008	28.195	1:20.203	88.83	2.003	11:28:42.822
7 -	51.667	27.531	1:19.198	89.95	0.998	11:30:02.020
8 -	51.271	27.733	1:19.004	90.18	0.804	11:31:21.024
9 -	52.229	27.549	1:19.778	89.30	1.578	11:32:40.802
10 -	51.533	27.191	1:18.724 (3)	90.50	0.524	11:33:59.526

P13	228 EX	Clive EMERSON	Honda -
IDEAL LAP TIME : 1:20.571		BEST LAP TIME : 1:20.571	DIFFERENCE : 0.000

LAP	SECTOR 1	SECTOR 2	LAP TIME	MPH	DIFF	TIME OF DAY
1 -		28.053	1:26.857	82.02	6.286	11:22:10.704
2 -	53.852	27.906	1:21.758	87.14	1.187	11:23:32.462
3 -	53.533	28.018	1:21.551	87.36	0.980	11:24:54.013
4 -	52.668	27.903	1:20.571 (1)	88.42		11:26:14.584
5 -	52.765	28.068	1:20.833 (2)	88.14	0.262	11:27:35.417
6 -	52.903	28.606	1:21.509 (3)	87.40	0.938	11:28:56.926
7 -	53.761	28.208	1:21.969	86.91	1.398	11:30:18.895
8 -	54.084	28.761	1:22.845	85.99	2.274	11:31:41.740

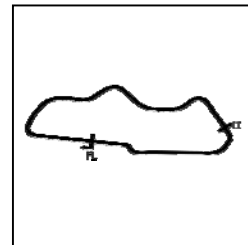
Weather / Track : Bright / Dry

Donington Park National
Circuit Length = 1.9790 miles
Start: 11:20 Flag 11:32 End: 11:34

BMCRC - MRO Championships 2019 - Rnd 4 @ Donington Park

BMCRC Thunderbike Extreme & Ultra

RACE 7 - SECTOR ANALYSIS



SECTOR 1 = FL to I1, SECTOR 2 = I1 to FL, DIFF = Difference To Personal Best Lap, P = Crossed Finish Line in Pit Lane, D = Time Disallowed

9 - 53.862 28.510 1:22.372 86.49 1.801 11:33:04.112

P14 20 EX		Marc CRESSWELL		Honda - Fishbowl Racing		
IDEAL LAP TIME :		BEST LAP TIME : 1:20.844		DIFFERENCE :		
LAP	SECTOR 1	SECTOR 2	LAP TIME	MPH	DIFF	TIME OF DAY
1 -			1:27.881	81.07	7.037	11:22:11.728
2 -			1:21.269 (2)	87.66	0.425	11:23:32.997
3 -			1:22.194	86.68	1.350	11:24:55.191
4 -			1:22.266	86.60	1.422	11:26:17.457
5 -			1:21.277 (3)	87.65	0.433	11:27:38.734
6 -			1:21.392	87.53	0.548	11:29:00.126
7 -			1:22.439	86.42	1.595	11:30:22.565
8 -			1:22.270	86.60	1.426	11:31:44.835
9 -			1:20.844 (1)	88.12		11:33:05.679

P15 171 EX		Daniel GIBBS		Suzuki - Thomas Racing		
IDEAL LAP TIME : 1:22.911		BEST LAP TIME : 1:23.024		DIFFERENCE : 0.113		
LAP	SECTOR 1	SECTOR 2	LAP TIME	MPH	DIFF	TIME OF DAY
1 -		29.614	1:32.244	77.23	9.220	11:22:16.091
2 -	55.367	29.781	1:25.148	83.67	2.124	11:23:41.239
3 -	54.595	29.035	1:23.630	85.19	0.606	11:25:04.869
4 -	55.284	29.216	1:24.500	84.31	1.476	11:26:29.369
5 -	54.627	29.349	1:23.976	84.84	0.952	11:27:53.345
6 -	55.516	29.626	1:25.142	83.67	2.118	11:29:18.487
7 -	54.303	28.984	1:23.287 (3)	85.54	0.263	11:30:41.774
8 -	54.148	28.876	1:23.024 (1)	85.81		11:32:04.798
9 -	54.269	28.763	1:23.032 (2)	85.80	0.008	11:33:27.830

P16 186 EXR		Stephen WILKINSON		Honda -		
IDEAL LAP TIME : 1:22.569		BEST LAP TIME : 1:22.892		DIFFERENCE : 0.323		
LAP	SECTOR 1	SECTOR 2	LAP TIME	MPH	DIFF	TIME OF DAY
1 -		29.703	1:33.497	76.20	10.605	11:22:17.344
2 -	55.151	29.677	1:24.828	83.98	1.936	11:23:42.172
3 -	55.200	28.718	1:23.918	84.90	1.026	11:25:06.090
4 -	55.105	28.932	1:24.037	84.77	1.145	11:26:30.127
5 -	56.210	28.881	1:25.091	83.72	2.199	11:27:55.218
6 -	54.365	29.501	1:23.866	84.95	0.974	11:29:19.084
7 -	54.826	28.204	1:23.030 (2)	85.80	0.138	11:30:42.114
8 -	54.505	28.610	1:23.115 (3)	85.72	0.223	11:32:05.229
9 -	54.612	28.280	1:22.892 (1)	85.95		11:33:28.121

P17 35 EX		Stephen HARVEY		Yamaha -		
IDEAL LAP TIME : 1:22.692		BEST LAP TIME : 1:22.928		DIFFERENCE : 0.236		
LAP	SECTOR 1	SECTOR 2	LAP TIME	MPH	DIFF	TIME OF DAY
1 -		29.910	1:32.847	76.73	9.919	11:22:16.694
2 -	55.371	29.706	1:25.077	83.74	2.149	11:23:41.771
3 -	54.407	29.429	1:23.836	84.98	0.908	11:25:05.607
4 -	54.898	29.431	1:24.329	84.48	1.401	11:26:29.936
5 -	55.663	29.190	1:24.853	83.96	1.925	11:27:54.789
6 -	54.377	29.307	1:23.684 (2)	85.13	0.756	11:29:18.473
7 -	56.308	28.924	1:25.232	83.59	2.304	11:30:43.705
8 -	54.161	29.610	1:23.771 (3)	85.04	0.843	11:32:07.476
9 -	54.397	28.531	1:22.928 (1)	85.91		11:33:30.404

P18 46 EX		Adrian DRAPER		Suzuki - droopy racing uk		
IDEAL LAP TIME : 1:22.374		BEST LAP TIME : 1:22.374		DIFFERENCE : 0.000		
LAP	SECTOR 1	SECTOR 2	LAP TIME	MPH	DIFF	TIME OF DAY
1 -		29.351	1:31.479	77.88	9.105	11:22:15.326
2 -	55.680	29.250	1:24.930	83.88	2.556	11:23:40.256

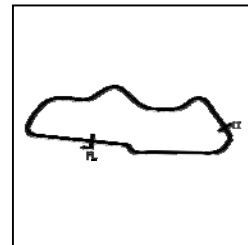
Weather / Track : Bright / Dry

Donington Park National
Circuit Length = 1.9790 miles
Start: 11:20 Flag 11:32 End: 11:34

BMCRC - MRO Championships 2019 - Rnd 4 @ Donington Park

BMCRC Thunderbike Extreme & Ultra

RACE 7 - SECTOR ANALYSIS



SECTOR 1 = FL to I1, SECTOR 2 = I1 to FL, DIFF = Difference To Personal Best Lap, P = Crossed Finish Line in Pit Lane, D = Time Disallowed

3 -	55.174	29.231	1:24.405	84.41	2.031	11:25:04.661
4 -	55.339	29.340	1:24.679	84.13	2.305	11:26:29.340
5 -	56.081	29.474	1:25.555	83.27	3.181	11:27:54.895
6 -	56.183	29.696	1:25.879	82.96	3.505	11:29:20.774
7 -	54.964	29.333	1:24.297 (3)	84.51	1.923	11:30:45.071
8 -	54.442	29.056	1:23.498 (2)	85.32	1.124	11:32:08.569
9 -	53.951	28.423	1:22.374 (1)	86.49		11:33:30.943

P19	118 UL	Albert WILLSSHER	Suzuki - willsher machinery ltd
IDEAL LAP TIME : 1:23.868		BEST LAP TIME : 1:24.021	DIFFERENCE : 0.153

LAP	SECTOR 1	SECTOR 2	LAP TIME	MPH	DIFF	TIME OF DAY
1 -		31.069	1:35.158	74.87	11.137	11:22:19.005
2 -	55.968	29.744	1:25.712	83.12	1.691	11:23:44.717
3 -	55.706	29.277	1:24.983	83.83	0.962	11:25:09.700
4 -	56.076	29.545	1:25.621	83.21	1.600	11:26:35.321
5 -	55.265	29.260	1:24.525	84.29	0.504	11:27:59.846
6 -	55.225	28.959	1:24.184 (3)	84.63	0.163	11:29:24.030
7 -	55.336	29.151	1:24.487	84.32	0.466	11:30:48.517
8 -	54.914	29.249	1:24.163 (2)	84.65	0.142	11:32:12.680
9 -	55.067	28.954	1:24.021 (1)	84.79		11:33:36.701

P20	31 EXR	Pete SANDERSON	Suzuki - The Wife!
IDEAL LAP TIME : 1:21.788		BEST LAP TIME : 1:22.592	DIFFERENCE : 0.804

LAP	SECTOR 1	SECTOR 2	LAP TIME	MPH	DIFF	TIME OF DAY
1 -		29.935	1:34.264	75.58	11.672	11:22:18.111
2 -	56.042	29.305	1:25.347	83.47	2.755	11:23:43.458
3 -	56.256	29.554	1:25.810	83.02	3.218	11:25:09.268
4 -	55.565	28.772	1:24.337	84.47	1.745	11:26:33.605
5 -	56.074	28.710	1:24.784	84.03	2.192	11:27:58.389
6 -	55.149	28.230	1:23.379 (2)	85.44	0.787	11:29:21.768
7 -	54.216	28.376	1:22.592 (1)	86.26		11:30:44.360
8 -	53.558	41.188	1:34.746	75.19	12.154	11:32:19.106
9 -	54.356	29.395	1:23.751 (3)	85.06	1.159	11:33:42.857

P21	18 EX	Stuart ALBON	Honda -
IDEAL LAP TIME : 1:31.369		BEST LAP TIME : 1:32.264	DIFFERENCE : 0.895

LAP	SECTOR 1	SECTOR 2	LAP TIME	MPH	DIFF	TIME OF DAY
1 -		33.032	1:43.623	68.75	11.359	11:22:27.470
2 -	1:02.865	32.480	1:35.345	74.72	3.081	11:24:02.815
3 -	1:02.467	31.753	1:34.220	75.61	1.956	11:25:37.035
4 -	1:01.599	32.033	1:33.632	76.09	1.368	11:27:10.667
5 -	1:00.579	32.027	1:32.606 (2)	76.93	0.342	11:28:43.273
6 -	59.819	32.445	1:32.264 (1)	77.22		11:30:15.537
7 -	1:01.208	31.550	1:32.758 (3)	76.80	0.494	11:31:48.295
8 -	1:01.084	31.853	1:32.937	76.66	0.673	11:33:21.232

P22	130 EX	Fraser GRINSTEAD	Suzuki - TRAPDOOR RACING
IDEAL LAP TIME : 1:35.425		BEST LAP TIME : 1:35.565	DIFFERENCE : 0.140

LAP	SECTOR 1	SECTOR 2	LAP TIME	MPH	DIFF	TIME OF DAY
1 -		32.727	1:42.411	69.56	6.846	11:22:26.258
2 -	1:02.807	32.906	1:35.713 (2)	74.43	0.148	11:24:01.971
3 -	1:02.947	32.618	1:35.565 (1)	74.55		11:25:37.536
4 -	1:03.023	34.606	1:37.629	72.97	2.064	11:27:15.165
5 -	1:04.477	33.026	1:37.503	73.07	1.938	11:28:52.668
6 -	1:04.090	33.126	1:37.216	73.28	1.651	11:30:29.884
7 -	1:03.978	33.155	1:37.133	73.34	1.568	11:32:07.017
8 -	1:03.706	32.756	1:36.462 (3)	73.85	0.897	11:33:43.479

Weather / Track : Bright / Dry

Donington Park National
Circuit Length = 1.9790 miles
Start: 11:20 Flag 11:32 End: 11:34

BMCRC - MRO Championships 2019 - Rnd 4 @ Donington Park

BMCRC Thunderbike Extreme & Ultra

RACE 7 - BEST SECTORS

SECTOR 1			SECTOR 2			IDEAL / BEST COMPARISON						
POS	NO	NAME	TIME	NO	NAME	TIME	POS	NO	NAME	IDEAL	BEST	DIFF
									PERFECT LAP	1:11.560		
1	143	PALMER	46.423	143	PALMER	25.137	1	143	PALMER	1:11.560	1:11.560	0.000
2	40	PATMORE	47.010	40	PATMORE	25.151	2	40	PATMORE	1:12.161	1:12.276	0.115
3	42	WOOD	47.876	42	WOOD	25.930	3	42	WOOD	1:13.806	1:14.125	0.319
4	16	WREN	48.420	16	WREN	26.072	4	16	WREN	1:14.492	1:14.771	0.279
5	54	SAUNDERS	48.894	78	THOMAS	26.227	5	54	SAUNDERS	1:15.161	1:15.683	0.522
6	78	THOMAS	49.044	611	DRAKE	26.264	6	78	THOMAS	1:15.271	1:15.271	0.000
7	69	RUSSO	49.463	54	SAUNDERS	26.267	7	69	RUSSO	1:15.853	1:15.972	0.119
8	611	DRAKE	49.599	12	TAYLOR	26.376	8	611	DRAKE	1:15.863	1:15.863	0.000
9	188	DINSMORE	49.678	69	RUSSO	26.390	9	12	TAYLOR	1:16.181	1:16.341	0.160
10	12	TAYLOR	49.805	188	DINSMORE	26.680	10	188	DINSMORE	1:16.358	1:16.425	0.067
11	4	REVELEY	50.611	4	REVELEY	27.068	11	4	REVELEY	1:17.679	1:17.679	0.000
12	52	MANTELL	51.009	52	MANTELL	27.191	12	52	MANTELL	1:18.200	1:18.200	0.000
13	228	EMERSON	52.668	228	EMERSON	27.903	13	228	EMERSON	1:20.571	1:20.571	0.000
14	31	SANDERSON	53.558	186	WILKINSON	28.204	14	31	SANDERSON	1:21.788	1:22.592	0.804
15	46	DRAPER	53.951	31	SANDERSON	28.230	15	46	DRAPER	1:22.374	1:22.374	0.000
16	171	GIBBS	54.148	46	DRAPER	28.423	16	186	WILKINSON	1:22.569	1:22.892	0.323
17	35	HARVEY	54.161	35	HARVEY	28.531	17	35	HARVEY	1:22.692	1:22.928	0.236
18	186	WILKINSON	54.365	171	GIBBS	28.763	18	171	GIBBS	1:22.911	1:23.024	0.113
19	118	WILLSHER	54.914	118	WILLSHER	28.954	19	118	WILLSHER	1:23.868	1:24.021	0.153
20	18	ALBON	59.819	18	ALBON	31.550	20	18	ALBON	1:31.369	1:32.264	0.895
21	130	GRINSTEAD	1:02.807	130	GRINSTEAD	32.618	21	130	GRINSTEAD	1:35.425	1:35.565	0.140
22							22	20	CRESSWELL		1:20.844	
23												

Weather / Track : Bright / Dry

Results can be found at www.tsl-timing.com

Donington Park National
Circuit Length = 1.9790 miles
Start: 11:20 Flag 11:32 End: 11:34

Printed - 11:35 Sunday, 19 May 2019

BMCRC - MRO Championships 2019 - Rnd 4 @ Donington Park



BMCRC Thunderbike Extreme & Ultra

RACE 19 - GRID (10 Laps)

ROW 9	1		1		25	27	Chris GILES						
ROW 8	24	24	Mark REYNOLDS	23	258	Ande FRIEND	1:35.565 22 130 Fraser GRINSTEAD						
ROW 7		21	18	Stuart ALBON	1:32.264	20	118	Albert WILLSSHER	1:24.021	19	171	Daniel GIBBS	1:23.024
ROW 6	18	35	Stephen HARVEY	1:22.928	17	186	Stephen WILKINSON	1:22.892	16	31	Pete SANDERSON	1:22.592	
ROW 5		15	46	Adrian DRAPER	1:22.374	14	20	Marc CRESSWELL	1:20.844	13	228	Clive EMERSON	1:20.571
ROW 4	12	52	Barry MANTELL	1:18.200	11	4	James REVELEY	1:17.679	10	188	Cecil DINSMORE	1:16.425	
ROW 3		9	12	Russell TAYLOR	1:16.341	8	69	Tony RUSSO	1:15.972	7	611	Gary DRAKE	1:15.863
ROW 2	6	54	Andrew SAUNDERS	1:15.683	5	78	Jamie THOMAS	1:15.271	4	16	Matthew WREN	1:14.771	
ROW 1		3	42	Alan WOOD	1:14.125	2	40	Aiden PATMORE	1:12.276	1	143	Steve PALMER	1:11.560
												Pole	

Donington Park National
Circuit Length = 1.9790 miles

These results are provisional until the conclusion of any judicial and technical matters.

Clerk Of Course :		Timekeeper :
-------------------	--	--------------

Results can be found at www.tsl-timing.com

Printed - 11:38 Sunday, 19 May 2019



BMCRC - MRO Championships 2019 - Rnd 4 @ Donington Park



BMCRC Thunderbike Extreme & Ultra

RACE 19 - CLASSIFICATION

POS	NO	CL	PIC NAME	ENTRY	LAPS	TIME	GAP	DIFF	MPH	BEST	ON
1	143	UL	1 Steve PALMER	Yamaha - 4C8/Mk1 Transit racing	10	12:07.363			97.76	1:11.492	4
2	40	UL	2 Aiden PATMORE	Yamaha - TBR Performance/NW Roofing	10	12:18.966	11.603	11.603	96.22	1:11.979	3
3	42	EX	1 Alan WOOD	Suzuki - J.Clubb Aggregates & Concrete	10	12:42.397	35.034	23.431	93.27	1:14.829	8
4	78	UL	3 Jamie THOMAS	Suzuki - Team RubyRacing	10	12:50.210	42.847	7.813	92.32	1:15.070	5
5	54	EX	2 Andrew SAUNDERS	Suzuki - SDC PERFORMANCE	10	12:50.588	43.225	0.378	92.28	1:15.121	9
6	188	UL	4 Cecil DINSMORE	Suzuki - KnC Racing	10	12:51.849	44.486	1.261	92.12	1:15.871	8
7	69	EX	3 Tony RUSSO	Suzuki - Titan Elevators	10	12:52.427	45.064	0.578	92.06	1:15.808	9
8	16	UL	5 Matthew WREN	Suzuki - TBR performance	10	12:53.970	46.607	1.543	91.87	1:16.105	3
9	52	EX	4 Barry MANTELL	Honda - Swedish car connection	10	13:02.207	54.844	8.237	90.90	1:16.970	5
10	4	EX	5 James REVELEY	Yamaha - PCN racing	10	13:24.368	1:17.005	22.161	88.40	1:18.887	2
11	611	UL	6 Gary DRAKE	Suzuki -	9	12:10.124	1 Lap	1 Lap	87.63	1:17.041	3
12	228*	EX	6 Clive EMERSON	Honda -	9	12:26.734	1 Lap	16.610	85.68	1:20.684	7
13	171	EX	7 Daniel GIBBS	Suzuki - Thomas Racing	9	12:35.857	1 Lap	9.123	84.65	1:22.088	7
14	20	EX	8 Marc CRESSWELL	Honda - Fishbowl Racing	9	12:36.294	1 Lap	0.437	84.60	1:21.938	7
15	46	EX	9 Adrian DRAPER	Suzuki - droopy racing uk	9	12:37.363	1 Lap	1.069	84.48	1:21.973	9
16	35	EX	10 Stephen HARVEY	Yamaha -	9	12:50.415	1 Lap	13.052	83.05	1:21.752	9
17	31	EXR	1 Pete SANDERSON	Suzuki - The Wife!	9	12:53.383	1 Lap	2.968	82.73	1:24.197	9
18	186	EXR	2 Stephen WILKINSON	Honda -	9	12:55.129	1 Lap	1.746	82.54	1:24.133	6
19	130	EX	11 Fraser GRINSTEAD	Suzuki - TRAPDOOR RACING	8	12:25.047	2 Laps	1 Lap	76.31	1:30.376	6
20	18	EX	12 Stuart ALBON	Honda -	8	12:35.809	2 Laps	10.762	75.23	1:32.222	7

NOT CLASSIFIED

DNF	118	UL	Albert WILLISHER	Suzuki - willsher machinery ltd	3	4:49.460	7 Laps	5 Laps	73.36	1:28.426	2
DNF	12	EX	Russell TAYLOR	Suzuki -	2	2:41.899	8 Laps	1 Lap	87.17	1:18.054	2
DNF	258	UL	Ande FRIEND	Kawasaki - Flying colours Motorcycle Training	2	2:41.902	8 Laps	0.003	87.16	1:16.585	2

FASTEST LAP

143	UL	Steve PALMER	Yamaha - 4C8/Mk1 Transit racing	4	1:11.492	99.65 mph	160.38 kph
42	EX	Alan WOOD	Suzuki - J.Clubb Aggregates & Concrete	8	1:14.829	95.21 mph	153.22 kph
186	EXR	Stephen WILKINSON	Honda -	6	1:24.133	84.68 mph	136.28 kph

Class UL - 92.5% of Race Speed = 90.42 mph
 Class EX - 92.5% of Race Speed = 86.27 mph
 Class EXR - 92.5% of Race Speed = 76.52 mph

Weather / Track : Bright / Dry

These results are provisional until the conclusion of any judicial and technical matters.

Donington Park National
 Circuit Length = 1.9790 miles
 Start: 15:36 Flag 15:48 End: 15:49

Clerk Of Course :	Timekeeper :
-------------------	--------------

Results can be found at www.tsl-timing.com

Printed - 15:51 Sunday, 19 May 2019



BMCRC - MRO Championships 2019 - Rnd 4 @ Donington Park

BMCRC Thunderbike Extreme & Ultra

RACE 19 - LAP CHART

LAP 1 @ 15:37:34.846		
NO	BEHIND	LAP TIME

143		1:17.623
40	0.284	1:17.907
42	3.139	1:20.762
78	3.886	1:21.509
16	4.785	1:22.408
188	5.420	1:23.043
611	5.848	1:23.471
69	6.165	1:23.788
12	6.222	1:23.845
4	7.214	1:24.837
52	7.251	1:24.874
54	7.272	1:24.895
258	7.694	1:25.317
228	9.620	1:27.243
20	10.025	1:27.648
171	12.221	1:29.844
46	12.937	1:30.560
186	13.378	1:31.001
35	14.724	1:32.347
31	14.730	1:32.353
118	17.250	1:34.873
130	22.301	1:39.924
18	23.250	1:40.873

LAP 2 @ 15:38:46.821		
NO	BEHIND	LAP TIME

143		1:11.975
40	0.723	1:12.414
42	6.215	1:15.051
78	7.228	1:15.317
16	8.980	1:16.170
188	10.199	1:16.754
69	10.917	1:16.727
611	11.249	1:17.376
54	11.458	1:16.161
12	12.301	1:18.054
258	12.304	1:16.585
52	12.994	1:17.718
4	14.126	1:18.887
228	18.519	1:20.874
20	20.135	1:22.085
171	23.416	1:23.170
46	25.105	1:24.143
186	25.807	1:24.404
31	28.311	1:25.556
35	28.460	1:25.711
118	33.701	1:28.426
130	43.674	1:33.348
18	45.126	1:33.851

LAP 3 @ 15:39:58.475		
NO	BEHIND	LAP TIME

143		1:11.654
40	1.048	1:11.979
42	9.949	1:15.388
78	10.982	1:15.408
16	13.431	1:16.105
188	14.874	1:16.329
69	15.278	1:16.015
54	16.061	1:16.257
611	16.636	1:17.041

Weather / Track : Bright / Dry

Results can be found at www.tsl-timing.com

52	18.677	1:17.337
4	22.050	1:19.578
228	27.970	1:21.105
20	31.729	1:23.248
171	36.293	1:24.531
46	37.585	1:24.134
186	39.979	1:25.826
35	42.417	1:25.611
31	42.609	1:25.952
130	1:05.189	1:33.169
18	1:07.407	1:33.935
118	1:08.208	1:46.161 P

LAP 4 @ 15:41:09.967		
NO	BEHIND	LAP TIME

143		1:11.492
40	2.117	1:12.561
42	14.180	1:15.723
78	15.063	1:15.573
16	18.729	1:16.790
188	19.785	1:16.403
69	20.106	1:16.320
54	20.231	1:15.662
611	22.316	1:17.172
52	24.513	1:17.328
4	30.040	1:19.482
228	37.812	1:21.334
20	46.535	1:26.298
171	48.913	1:24.112
46	49.746	1:23.653
31	57.030	1:25.913
35	57.050	1:26.125
186	57.664	1:29.177

LAP 5 @ 15:42:22.347		
NO	BEHIND	LAP TIME

143		1:12.380
40	3.635	1:13.898
130	1 Lap	1:32.425
18	1 Lap	1:33.170
78	17.753	1:15.070
42	18.239	1:16.439
16	23.150	1:16.801
188	23.768	1:16.363
69	24.177	1:16.451
54	24.291	1:16.440
611	27.185	1:17.249
52	29.103	1:16.970
4	37.155	1:19.495
228	46.591	1:21.159
20	59.941	1:25.786
171	1:00.513	1:23.980
46	1:01.306	1:23.940
31	1:09.748	1:25.098
35	1:10.354	1:25.684
186	1:10.719	1:25.435

LAP 6 @ 15:43:34.093		
NO	BEHIND	LAP TIME

143		1:11.746
40	4.171	1:12.282
78	21.796	1:15.789
42	23.633	1:17.140

16	28.200	1:16.796
188	28.892	1:16.870
54	29.200	1:16.655
69	29.676	1:17.245
611	32.692	1:17.253
130	1 Lap	1:32.164
52	34.808	1:17.451
18	1 Lap	1:33.809
4	44.983	1:19.574
228	55.569	1:20.724
20	1:11.342	1:23.147
171	1:11.558	1:22.791
46	1:12.903	1:23.343

LAP 7 @ 15:44:47.234		
NO	BEHIND	LAP TIME

143		1:13.141
40	4.407	1:13.377
31	1 Lap	1:24.471
186	1 Lap	1:24.133
35	1 Lap	1:25.699
78	24.592	1:15.937
42	26.142	1:15.650
16	31.431	1:16.372
188	32.370	1:16.619
54	32.876	1:16.817
69	32.997	1:16.462
52	39.651	1:17.984
130	1 Lap	1:30.376
4	53.621	1:21.779
18	1 Lap	1:33.252
611	1:01.926	1:42.375
228	1:03.112	1:20.684

LAP 8 @ 15:45:59.614		
NO	BEHIND	LAP TIME

143		1:12.380
40	5.845	1:13.818
20	1 Lap	1:21.938
171	1 Lap	1:22.088
46	1 Lap	1:23.327
31	1 Lap	1:24.902
35	1 Lap	1:23.372
186	1 Lap	1:24.809
78	28.124	1:15.912
42	28.591	1:14.829
188	35.861	1:15.871
54	36.260	1:15.764
16	36.713	1:17.662
69	36.982	1:16.365
52	44.605	1:17.334
4	1:01.909	1:20.668
130	1 Lap	1:31.235
611	1:10.354	1:20.808

LAP 9 @ 15:47:11.830		
NO	BEHIND	LAP TIME

143		1:12.216
228	1 Lap	1:22.338
18	2 Laps	1:32.222
40	7.199	1:13.570
20	1 Lap	1:21.957
171	1 Lap	1:22.338

46	1 Lap	1:22.290
42	32.820	1:16.445
35	1 Lap	1:24.114
31	1 Lap	1:24.941
186	1 Lap	1:24.698
78	36.128	1:20.220
54	39.165	1:15.121
188	40.003	1:16.358
69	40.574	1:15.808
16	41.014	1:16.517
52	50.097	1:17.708
4	1:09.496	1:19.803

LAP 10 @ 15:48:24.586		
NO	BEHIND	LAP TIME

143		1:12.756
611	1 Lap	1:17.379
228	1 Lap	1:21.273
40	11.603	1:17.160
130	2 Laps	1:32.406
18	2 Laps	1:34.697
171	1 Lap	1:23.003
20	1 Lap	1:24.187
46	1 Lap	1:21.973
42	35.034	1:14.970
78	42.847	1:19.475
35	1 Lap	1:21.752
54	43.225	1:16.816
188	44.486	1:17.239
69	45.064	1:17.246
31	1 Lap	1:24.197
16	46.607	1:18.349
186	1 Lap	1:25.646
52	54.844	1:17.503
4	1:17.005	1:20.265

Donington Park National
Circuit Length = 1.9790 miles
Start: 15:36 Flag 15:48 End: 15:49

Printed - 15:52 Sunday, 19 May 2019

BMCRC - MRO Championships 2019 - Rnd 4 @ Donington Park

BMCRC Thunderbike Extreme & Ultra

RACE 19 - SECTOR ANALYSIS



SECTOR 1 = FL to I1, SECTOR 2 = I1 to FL, DIFF = Difference To Personal Best Lap, P = Crossed Finish Line in Pit Lane, D = Time Disallowed

P1 143 UL		Steve PALMER		Yamaha - 4C8/Mk1 Transit racing			
IDEAL LAP TIME : 1:11.484		BEST LAP TIME : 1:11.492		DIFFERENCE : 0.008			
LAP	SECTOR 1	SECTOR 2	LAP TIME	MPH	DIFF	TIME OF DAY	
1 -		25.332	1:17.623	91.78	6.131	15:37:34.846	
2 -	46.896	25.079	1:11.975	98.98	0.483	15:38:46.821	
3 -	46.678	24.976	1:11.654 (2)	99.43	0.162	15:39:58.475	
4 -	46.569	24.923	1:11.492 (1)	99.65		15:41:09.967	
5 -	47.133	25.247	1:12.380	98.43	0.888	15:42:22.347	
6 -	46.561	25.185	1:11.746 (3)	99.30	0.254	15:43:34.093	
7 -	47.507	25.634	1:13.141	97.40	1.649	15:44:47.234	
8 -	47.180	25.200	1:12.380	98.43	0.888	15:45:59.614	
9 -	46.696	25.520	1:12.216	98.65	0.724	15:47:11.830	
10 -	47.259	25.497	1:12.756	97.92	1.264	15:48:24.586	

P2 40 UL		Aiden PATMORE		Yamaha - TBR Performance/NW Roofing			
IDEAL LAP TIME : 1:11.856		BEST LAP TIME : 1:11.979		DIFFERENCE : 0.123			
LAP	SECTOR 1	SECTOR 2	LAP TIME	MPH	DIFF	TIME OF DAY	
1 -		25.741	1:17.907	91.45	5.928	15:37:35.130	
2 -	47.203	25.211	1:12.414 (3)	98.38	0.435	15:38:47.544	
3 -	46.783	25.196	1:11.979 (1)	98.98		15:39:59.523	
4 -	47.488	25.073	1:12.561	98.18	0.582	15:41:12.084	
5 -	48.379	25.519	1:13.898	96.41	1.919	15:42:25.982	
6 -	47.007	25.275	1:12.282 (2)	98.56	0.303	15:43:38.264	
7 -	47.889	25.488	1:13.377	97.09	1.398	15:44:51.641	
8 -	47.827	25.991	1:13.818	96.51	1.839	15:46:05.459	
9 -	48.095	25.475	1:13.570	96.84	1.591	15:47:19.029	
10 -	49.365	27.795	1:17.160	92.33	5.181	15:48:36.189	

P3 42 EX		Alan WOOD		Suzuki - J.Clubb Aggregates & Concrete			
IDEAL LAP TIME : 1:14.644		BEST LAP TIME : 1:14.829		DIFFERENCE : 0.185			
LAP	SECTOR 1	SECTOR 2	LAP TIME	MPH	DIFF	TIME OF DAY	
1 -		26.352	1:20.762	88.21	5.933	15:37:37.985	
2 -	48.920	26.131	1:15.051 (3)	94.93	0.222	15:38:53.036	
3 -	49.189	26.199	1:15.388	94.50	0.559	15:40:08.424	
4 -	49.434	26.289	1:15.723	94.08	0.894	15:41:24.147	
5 -	49.606	26.833	1:16.439	93.20	1.610	15:42:40.586	
6 -	50.747	26.393	1:17.140	92.35	2.311	15:43:57.726	
7 -	49.248	26.402	1:15.650	94.17	0.821	15:45:13.376	
8 -	48.536	26.293	1:14.829 (1)	95.21		15:46:28.205	
9 -	49.129	27.316	1:16.445	93.19	1.616	15:47:44.650	
10 -	48.862	26.108	1:14.970 (2)	95.03	0.141	15:48:59.620	

P4 78 UL		Jamie THOMAS		Suzuki - Team RubyRacing			
IDEAL LAP TIME : 1:14.932		BEST LAP TIME : 1:15.070		DIFFERENCE : 0.138			
LAP	SECTOR 1	SECTOR 2	LAP TIME	MPH	DIFF	TIME OF DAY	
1 -		26.283	1:21.509	87.40	6.439	15:37:38.732	
2 -	49.030	26.287	1:15.317 (2)	94.59	0.247	15:38:54.049	
3 -	49.190	26.218	1:15.408 (3)	94.48	0.338	15:40:09.457	
4 -	49.358	26.215	1:15.573	94.27	0.503	15:41:25.030	
5 -	49.168	25.902	1:15.070 (1)	94.90		15:42:40.100	
6 -	49.583	26.206	1:15.789	94.00	0.719	15:43:55.889	
7 -	49.203	26.734	1:15.937	93.82	0.867	15:45:11.826	
8 -	49.473	26.439	1:15.912	93.85	0.842	15:46:27.738	
9 -	49.948	30.272	1:20.220	88.81	5.150	15:47:47.958	
10 -	52.407	27.068	1:19.475	89.64	4.405	15:49:07.433	

P5 54 EX		Andrew SAUNDERS		Suzuki - SDC PERFORMANCE			
IDEAL LAP TIME : 1:15.075		BEST LAP TIME : 1:15.121		DIFFERENCE : 0.046			
LAP	SECTOR 1	SECTOR 2	LAP TIME	MPH	DIFF	TIME OF DAY	
1 -							
2 -							
3 -							
4 -							
5 -							
6 -							
7 -							
8 -							
9 -							
10 -							

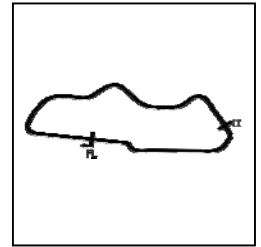
Weather / Track : Bright / Dry

Donington Park National
 Circuit Length = 1.9790 miles
 Start: 15:36 Flag 15:48 End: 15:49

BMCRC - MRO Championships 2019 - Rnd 4 @ Donington Park

BMCRC Thunderbike Extreme & Ultra

RACE 19 - SECTOR ANALYSIS



SECTOR 1 = FL to I1, SECTOR 2 = I1 to FL, DIFF = Difference To Personal Best Lap, P = Crossed Finish Line in Pit Lane, D = Time Disallowed

1 -		26.796	1:24.895	83.92	9.774	15:37:42.118
2 -	49.482	26.679	1:16.161	93.54	1.040	15:38:58.279
3 -	50.035	26.222	1:16.257	93.42	1.136	15:40:14.536
4 -	48.944	26.718	1:15.662 (2)	94.16	0.541	15:41:30.198
5 -	49.934	26.506	1:16.440	93.20	1.319	15:42:46.638
6 -	50.288	26.367	1:16.655	92.94	1.534	15:44:03.293
7 -	49.616	27.201	1:16.817	92.74	1.696	15:45:20.110
8 -	49.490	26.274	1:15.764 (3)	94.03	0.643	15:46:35.874
9 -	48.853	26.268	1:15.121 (1)	94.84		15:47:50.995
10 -	50.195	26.621	1:16.816	92.74	1.695	15:49:07.811

P6 188 UL Cecil DINSMORE			Suzuki - KnC Racing			
IDEAL LAP TIME : 1:15.871		BEST LAP TIME : 1:15.871		DIFFERENCE : 0.000		
LAP	SECTOR 1	SECTOR 2	LAP TIME	MPH	DIFF	TIME OF DAY
1 -		26.896	1:23.043	85.79	7.172	15:37:40.266
2 -	50.066	26.688	1:16.754	92.82	0.883	15:38:57.020
3 -	49.709	26.620	1:16.329 (2)	93.34	0.458	15:40:13.349
4 -	49.640	26.763	1:16.403	93.25	0.532	15:41:29.752
5 -	49.937	26.426	1:16.363	93.29	0.492	15:42:46.115
6 -	50.438	26.432	1:16.870	92.68	0.999	15:44:02.985
7 -	49.767	26.852	1:16.619	92.98	0.748	15:45:19.604
8 -	49.506	26.365	1:15.871 (1)	93.90		15:46:35.475
9 -	49.936	26.422	1:16.358 (3)	93.30	0.487	15:47:51.833
10 -	49.656	27.583	1:17.239	92.24	1.368	15:49:09.072

P7 69 EX Tony RUSSO			Suzuki - Titan Elevators			
IDEAL LAP TIME : 1:15.681		BEST LAP TIME : 1:15.808		DIFFERENCE : 0.127		
LAP	SECTOR 1	SECTOR 2	LAP TIME	MPH	DIFF	TIME OF DAY
1 -		27.195	1:23.788	85.03	7.980	15:37:41.011
2 -	49.962	26.765	1:16.727	92.85	0.919	15:38:57.738
3 -	49.411	26.604	1:16.015 (2)	93.72	0.207	15:40:13.753
4 -	49.368	26.952	1:16.320 (3)	93.35	0.512	15:41:30.073
5 -	49.688	26.763	1:16.451	93.19	0.643	15:42:46.524
6 -	50.501	26.744	1:17.245	92.23	1.437	15:44:03.769
7 -	49.413	27.049	1:16.462	93.17	0.654	15:45:20.231
8 -	49.924	26.441	1:16.365	93.29	0.557	15:46:36.596
9 -	49.240	26.568	1:15.808 (1)	93.98		15:47:52.404
10 -	49.451	27.795	1:17.246	92.23	1.438	15:49:09.650

P8 16 UL Matthew WREN			Suzuki - TBR performance			
IDEAL LAP TIME : 1:15.617		BEST LAP TIME : 1:16.105		DIFFERENCE : 0.488		
LAP	SECTOR 1	SECTOR 2	LAP TIME	MPH	DIFF	TIME OF DAY
1 -		26.921	1:22.408	86.45	6.303	15:37:39.631
2 -	50.003	26.167	1:16.170 (2)	93.53	0.065	15:38:55.801
3 -	49.468	26.637	1:16.105 (1)	93.61		15:40:11.906
4 -	50.400	26.390	1:16.790	92.78	0.685	15:41:28.696
5 -	50.404	26.397	1:16.801	92.76	0.696	15:42:45.497
6 -	50.647	26.149	1:16.796	92.77	0.691	15:44:02.293
7 -	50.074	26.298	1:16.372 (3)	93.28	0.267	15:45:18.665
8 -	51.145	26.517	1:17.662	91.73	1.557	15:46:36.327
9 -	50.360	26.157	1:16.517	93.11	0.412	15:47:52.844
10 -	49.784	28.565	1:18.349	90.93	2.244	15:49:11.193

P9 52 EX Barry MANTELL			Honda - Swedish car connection			
IDEAL LAP TIME : 1:16.970		BEST LAP TIME : 1:16.970		DIFFERENCE : 0.000		
LAP	SECTOR 1	SECTOR 2	LAP TIME	MPH	DIFF	TIME OF DAY
1 -		27.656	1:24.874	83.94	7.904	15:37:42.097
2 -	50.834	26.884	1:17.718	91.67	0.748	15:38:59.815
3 -	50.312	27.025	1:17.337	92.12	0.367	15:40:17.152
4 -	50.473	26.855	1:17.328 (2)	92.13	0.358	15:41:34.480

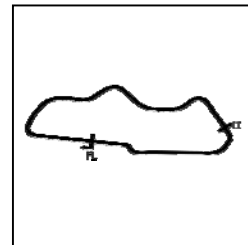
Weather / Track : Bright / Dry

Donington Park National
Circuit Length = 1.9790 miles
Start: 15:36 Flag 15:48 End: 15:49

BMCRC - MRO Championships 2019 - Rnd 4 @ Donington Park

BMCRC Thunderbike Extreme & Ultra

RACE 19 - SECTOR ANALYSIS



SECTOR 1 = FL to I1, SECTOR 2 = I1 to FL, DIFF = Difference To Personal Best Lap, P = Crossed Finish Line in Pit Lane, D = Time Disallowed

5 -	50.120	26.850	1:16.970 (1)	92.56		15:42:51.450
6 -	50.283	27.168	1:17.451	91.98	0.481	15:44:08.901
7 -	50.556	27.428	1:17.984	91.36	1.014	15:45:26.885
8 -	50.336	26.998	1:17.334 (3)	92.12	0.364	15:46:44.219
9 -	50.615	27.093	1:17.708	91.68	0.738	15:48:01.927
10 -	50.467	27.036	1:17.503	91.92	0.533	15:49:19.430

P10	4 EX	James REVELEY	Yamaha - PCN racing			
IDEAL LAP TIME : 1:18.887		BEST LAP TIME : 1:18.887		DIFFERENCE : 0.000		

LAP	SECTOR 1	SECTOR 2	LAP TIME	MPH	DIFF	TIME OF DAY
1 -		27.961	1:24.837	83.98	5.950	15:37:42.060
2 -	51.374	27.513	1:18.887 (1)	90.31		15:39:00.947
3 -	51.568	28.010	1:19.578	89.53	0.691	15:40:20.525
4 -	51.638	27.844	1:19.482 (2)	89.63	0.595	15:41:40.007
5 -	51.602	27.893	1:19.495 (3)	89.62	0.608	15:42:59.502
6 -	51.609	27.965	1:19.574	89.53	0.687	15:44:19.076
7 -	53.584	28.195	1:21.779	87.12	2.892	15:45:40.855
8 -	52.747	27.921	1:20.668	88.32	1.781	15:47:01.523
9 -	51.758	28.045	1:19.803	89.27	0.916	15:48:21.326
10 -	52.111	28.154	1:20.265	88.76	1.378	15:49:41.591

P11	611 UL	Gary DRAKE	Suzuki -			
IDEAL LAP TIME : 1:16.428		BEST LAP TIME : 1:17.041		DIFFERENCE : 0.613		

LAP	SECTOR 1	SECTOR 2	LAP TIME	MPH	DIFF	TIME OF DAY
1 -		27.655	1:23.471	85.35	6.430	15:37:40.694
2 -	50.477	26.899	1:17.376	92.07	0.335	15:38:58.070
3 -	50.395	26.646	1:17.041 (1)	92.47		15:40:15.111
4 -	50.439	26.733	1:17.172 (2)	92.32	0.131	15:41:32.283
5 -	50.194	27.055	1:17.249 (3)	92.22	0.208	15:42:49.532
6 -	49.782	27.471	1:17.253	92.22	0.212	15:44:06.785
7 -	50.144	52.231	1:42.375	69.59	25.334	15:45:49.160
8 -	53.629	27.179	1:20.808	88.16	3.767	15:47:09.968
9 -	50.539	26.840	1:17.379	92.07	0.338	15:48:27.347

P12	228 EX	Clive EMERSON	Honda -			
IDEAL LAP TIME : 1:20.271		BEST LAP TIME : 1:20.684		DIFFERENCE : 0.413		

LAP	SECTOR 1	SECTOR 2	LAP TIME	MPH	DIFF	TIME OF DAY
1 -		28.947	1:27.243	81.66	6.559	15:37:44.466
2 -	52.782	28.092	1:20.874 (3)	88.09	0.190	15:39:05.340
3 -	53.036	28.069	1:21.105	87.84	0.421	15:40:26.445
4 -	53.702	27.632	1:21.334	87.59	0.650	15:41:47.779
5 -	53.028	28.131	1:21.159	87.78	0.475	15:43:08.938
6 -	52.878	27.846	1:20.724 (2)	88.25	0.040	15:44:29.662
7 -	52.639	28.045	1:20.684 (1)	88.30		15:45:50.346
8 -	54.059	28.279	1:22.338	86.52	1.654	15:47:12.684
9 -	53.383	27.890	1:21.273	87.66	0.589	15:48:33.957

P13	171 EX	Daniel GIBBS	Suzuki - Thomas Racing			
IDEAL LAP TIME : 1:22.088		BEST LAP TIME : 1:22.088		DIFFERENCE : 0.000		

LAP	SECTOR 1	SECTOR 2	LAP TIME	MPH	DIFF	TIME OF DAY
1 -		29.049	1:29.844	79.29	7.756	15:37:47.067
2 -	54.030	29.140	1:23.170	85.66	1.082	15:39:10.237
3 -	55.256	29.275	1:24.531	84.28	2.443	15:40:34.768
4 -	54.993	29.119	1:24.112	84.70	2.024	15:41:58.880
5 -	54.511	29.469	1:23.980	84.83	1.892	15:43:22.860
6 -	53.779	29.012	1:22.791 (3)	86.05	0.703	15:44:45.651
7 -	53.613	28.475	1:22.088 (1)	86.79		15:46:07.739
8 -	53.628	28.710	1:22.338 (2)	86.52	0.250	15:47:30.077
9 -	53.704	29.299	1:23.003	85.83	0.915	15:48:53.080

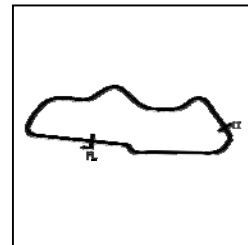
Weather / Track : Bright / Dry

Donington Park National
Circuit Length = 1.9790 miles
Start: 15:36 Flag 15:48 End: 15:49

BMCRC - MRO Championships 2019 - Rnd 4 @ Donington Park

BMCRC Thunderbike Extreme & Ultra

RACE 19 - SECTOR ANALYSIS



SECTOR 1 = FL to I1, SECTOR 2 = I1 to FL, DIFF = Difference To Personal Best Lap, P = Crossed Finish Line in Pit Lane, D = Time Disallowed

P14 20 EX		Marc CRESSWELL		Honda - Fishbowl Racing		
IDEAL LAP TIME : 1:21.448		BEST LAP TIME : 1:21.938		DIFFERENCE : 0.490		
LAP	SECTOR 1	SECTOR 2	LAP TIME	MPH	DIFF	TIME OF DAY
1 -		28.508	1:27.648	81.28	5.710	15:37:44.871
2 -	53.587	28.498	1:22.085 (3)	86.79	0.147	15:39:06.956
3 -	54.378	28.870	1:23.248	85.58	1.310	15:40:30.204
4 -	54.274	32.024	1:26.298	82.55	4.360	15:41:56.502
5 -	56.138	29.648	1:25.786	83.05	3.848	15:43:22.288
6 -	54.058	29.089	1:23.147	85.68	1.209	15:44:45.435
7 -	53.238	28.700	1:21.938 (1)	86.95		15:46:07.373
8 -	52.950	29.007	1:21.957 (2)	86.93	0.019	15:47:29.330
9 -	54.187	30.000	1:24.187	84.62	2.249	15:48:53.517

P15 46 EX		Adrian DRAPER		Suzuki - droopy racing uk		
IDEAL LAP TIME : 1:21.828		BEST LAP TIME : 1:21.973		DIFFERENCE : 0.145		
LAP	SECTOR 1	SECTOR 2	LAP TIME	MPH	DIFF	TIME OF DAY
1 -		29.385	1:30.560	78.67	8.587	15:37:47.783
2 -	55.123	29.020	1:24.143	84.67	2.170	15:39:11.926
3 -	55.171	28.963	1:24.134	84.68	2.161	15:40:36.060
4 -	55.040	28.613	1:23.653	85.16	1.680	15:41:59.713
5 -	54.758	29.182	1:23.940	84.87	1.967	15:43:23.653
6 -	54.729	28.614	1:23.343	85.48	1.370	15:44:46.996
7 -	54.541	28.786	1:23.327 (3)	85.50	1.354	15:46:10.323
8 -	54.006	28.284	1:22.290 (2)	86.57	0.317	15:47:32.613
9 -	53.544	28.429	1:21.973 (1)	86.91		15:48:54.586

P16 35 EX		Stephen HARVEY		Yamaha -		
IDEAL LAP TIME : 1:21.752		BEST LAP TIME : 1:21.752		DIFFERENCE : 0.000		
LAP	SECTOR 1	SECTOR 2	LAP TIME	MPH	DIFF	TIME OF DAY
1 -		29.255	1:32.347	77.15	10.595	15:37:49.570
2 -	56.314	29.397	1:25.711	83.12	3.959	15:39:15.281
3 -	56.760	28.851	1:25.611	83.22	3.859	15:40:40.892
4 -	56.211	29.914	1:26.125	82.72	4.373	15:42:07.017
5 -	56.374	29.310	1:25.684	83.15	3.932	15:43:32.701
6 -	56.751	28.948	1:25.699	83.13	3.947	15:44:58.400
7 -	54.864	28.508	1:23.372 (2)	85.45	1.620	15:46:21.772
8 -	55.161	28.953	1:24.114 (3)	84.70	2.362	15:47:45.886
9 -	53.303	28.449	1:21.752 (1)	87.14		15:49:07.638

P17 31 EXR		Pete SANDERSON		Suzuki - The Wife!		
IDEAL LAP TIME : 1:23.567		BEST LAP TIME : 1:24.197		DIFFERENCE : 0.630		
LAP	SECTOR 1	SECTOR 2	LAP TIME	MPH	DIFF	TIME OF DAY
1 -		29.027	1:32.353	77.14	8.156	15:37:49.576
2 -	55.932	29.624	1:25.556	83.27	1.359	15:39:15.132
3 -	56.361	29.591	1:25.952	82.89	1.755	15:40:41.084
4 -	56.307	29.606	1:25.913	82.92	1.716	15:42:06.997
5 -	55.980	29.118	1:25.098	83.72	0.901	15:43:32.095
6 -	55.702	28.769	1:24.471 (2)	84.34	0.274	15:44:56.566
7 -	55.842	29.060	1:24.902 (3)	83.91	0.705	15:46:21.468
8 -	54.798	30.143	1:24.941	83.87	0.744	15:47:46.409
9 -	54.934	29.263	1:24.197 (1)	84.61		15:49:10.606

P18 186 EXR		Stephen WILKINSON		Honda -		
IDEAL LAP TIME : 1:23.305		BEST LAP TIME : 1:24.133		DIFFERENCE : 0.828		
LAP	SECTOR 1	SECTOR 2	LAP TIME	MPH	DIFF	TIME OF DAY
1 -		28.939	1:31.001	78.29	6.868	15:37:48.224
2 -	55.137	29.267	1:24.404 (2)	84.41	0.271	15:39:12.628
3 -	57.016	28.810	1:25.826	83.01	1.693	15:40:38.454
4 -	58.623	30.554	1:29.177	79.89	5.044	15:42:07.631

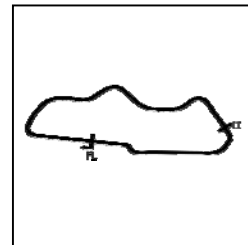
Weather / Track : Bright / Dry

Donington Park National
Circuit Length = 1.9790 miles
Start: 15:36 Flag 15:48 End: 15:49

BMCRC - MRO Championships 2019 - Rnd 4 @ Donington Park

BMCRC Thunderbike Extreme & Ultra

RACE 19 - SECTOR ANALYSIS



SECTOR 1 = FL to I1, SECTOR 2 = I1 to FL, DIFF = Difference To Personal Best Lap, P = Crossed Finish Line in Pit Lane, D = Time Disallowed

5 -	56.554	28.881	1:25.435	83.39	1.302	15:43:33.066
6 -	55.163	28.970	1:24.133 (1)	84.68		15:44:57.199
7 -	55.392	29.417	1:24.809	84.00	0.676	15:46:22.008
8 -	54.495	30.203	1:24.698 (3)	84.11	0.565	15:47:46.706
9 -	55.135	30.511	1:25.646	83.18	1.513	15:49:12.352

P19 130 EX	Fraser GRINSTEAD	Suzuki - TRAPDOOR RACING				
IDEAL LAP TIME : 1:30.317	BEST LAP TIME : 1:30.376	DIFFERENCE : 0.059				
LAP	SECTOR 1	SECTOR 2	LAP TIME	MPH	DIFF	TIME OF DAY

1 -		32.407	1:39.924	71.30	9.548	15:37:57.147
2 -	1:01.265	32.083	1:33.348	76.32	2.972	15:39:30.495
3 -	1:01.318	31.851	1:33.169	76.47	2.793	15:41:03.664
4 -	1:01.193	31.232	1:32.425	77.08	2.049	15:42:36.089
5 -	1:00.613	31.551	1:32.164 (3)	77.30	1.788	15:44:08.253
6 -	59.085	31.291	1:30.376 (1)	78.83		15:45:38.629
7 -	59.724	31.511	1:31.235 (2)	78.09	0.859	15:47:09.864
8 -	1:00.759	31.647	1:32.406	77.10	2.030	15:48:42.270

P20 18 EX	Stuart ALBON	Honda -				
IDEAL LAP TIME : 1:30.868	BEST LAP TIME : 1:32.222	DIFFERENCE : 1.354				
LAP	SECTOR 1	SECTOR 2	LAP TIME	MPH	DIFF	TIME OF DAY

1 -		32.197	1:40.873	70.62	8.651	15:37:58.096
2 -	1:00.786	33.065	1:33.851	75.91	1.629	15:39:31.947
3 -	1:02.021	31.914	1:33.935	75.84	1.713	15:41:05.882
4 -	1:01.343	31.827	1:33.170 (2)	76.46	0.948	15:42:39.052
5 -	59.182	34.627	1:33.809	75.94	1.587	15:44:12.861
6 -	1:01.365	31.887	1:33.252 (3)	76.40	1.030	15:45:46.113
7 -	1:00.536	31.686	1:32.222 (1)	77.25		15:47:18.335
8 -	1:02.791	31.906	1:34.697	75.23	2.475	15:48:53.032

P21 118 UL	Albert WILLISHER	Suzuki - willsher machinery ltd				
IDEAL LAP TIME : 1:28.426	BEST LAP TIME : 1:28.426	DIFFERENCE : 0.000				
LAP	SECTOR 1	SECTOR 2	LAP TIME	MPH	DIFF	TIME OF DAY

1 -		30.902	1:34.873	75.09	6.447	15:37:52.096
2 -	57.535	30.891	1:28.426 (1)	80.57		15:39:20.522
3 -	59.698	IN PIT	1:46.161 P	67.11	17.735	15:41:06.683

P22 12 EX	Russell TAYLOR	Suzuki -				
IDEAL LAP TIME : 1:18.054	BEST LAP TIME : 1:18.054	DIFFERENCE : 0.000				
LAP	SECTOR 1	SECTOR 2	LAP TIME	MPH	DIFF	TIME OF DAY

1 -		27.816	1:23.845	84.97	5.791	15:37:41.068
2 -	50.815	27.239	1:18.054 (1)	91.27		15:38:59.122

P23 258 UL	Ande FRIEND	Kawasaki - Flying colours Motorcycle Training				
IDEAL LAP TIME : 1:16.415	BEST LAP TIME : 1:16.585	DIFFERENCE : 0.170				
LAP	SECTOR 1	SECTOR 2	LAP TIME	MPH	DIFF	TIME OF DAY

1 -		27.068	1:25.317	83.50	8.732	15:37:42.540
2 -	49.347	27.238	1:16.585 (1)	93.02		15:38:59.125

BMCRC - MRO Championships 2019 - Rnd 4 @ Donington Park

BMCRC Thunderbike Extreme & Ultra

RACE 19 - BEST SECTORS

SECTOR 1			SECTOR 2			IDEAL / BEST COMPARISON						
POS	NO	NAME	TIME	NO	NAME	TIME	POS	NO	NAME	IDEAL	BEST	DIFF
1	143	PALMER	46.561	143	PALMER	24.923	1	143	PALMER	1:11.484	1:11.492	0.008
2	40	PATMORE	46.783	40	PATMORE	25.073	2	40	PATMORE	1:11.856	1:11.979	0.123
3	42	WOOD	48.536	78	THOMAS	25.902	3	42	WOOD	1:14.644	1:14.829	0.185
4	54	SAUNDERS	48.853	42	WOOD	26.108	4	78	THOMAS	1:14.932	1:15.070	0.138
5	78	THOMAS	49.030	16	WREN	26.149	5	54	SAUNDERS	1:15.075	1:15.121	0.046
6	69	RUSSO	49.240	54	SAUNDERS	26.222	6	16	WREN	1:15.617	1:16.105	0.488
7	258	FRIEND	49.347	188	DINSMORE	26.365	7	69	RUSSO	1:15.681	1:15.808	0.127
8	16	WREN	49.468	69	RUSSO	26.441	8	188	DINSMORE	1:15.871	1:15.871	0.000
9	188	DINSMORE	49.506	611	DRAKE	26.646	9	258	FRIEND	1:16.415	1:16.585	0.170
10	611	DRAKE	49.782	52	MANTELL	26.850	10	611	DRAKE	1:16.428	1:17.041	0.613
11	52	MANTELL	50.120	258	FRIEND	27.068	11	52	MANTELL	1:16.970	1:16.970	0.000
12	12	TAYLOR	50.815	12	TAYLOR	27.239	12	12	TAYLOR	1:18.054	1:18.054	0.000
13	4	REVELEY	51.374	4	REVELEY	27.513	13	4	REVELEY	1:18.887	1:18.887	0.000
14	228	EMERSON	52.639	228	EMERSON	27.632	14	228	EMERSON	1:20.271	1:20.684	0.413
15	20	CRESSWELL	52.950	46	DRAPER	28.284	15	20	CRESSWELL	1:21.448	1:21.938	0.490
16	35	HARVEY	53.303	35	HARVEY	28.449	16	35	HARVEY	1:21.752	1:21.752	0.000
17	46	DRAPER	53.544	171	GIBBS	28.475	17	46	DRAPER	1:21.828	1:21.973	0.145
18	171	GIBBS	53.613	20	CRESSWELL	28.498	18	171	GIBBS	1:22.088	1:22.088	0.000
19	186	WILKINSON	54.495	31	SANDERSON	28.769	19	186	WILKINSON	1:23.305	1:24.133	0.828
20	31	SANDERSON	54.798	186	WILKINSON	28.810	20	31	SANDERSON	1:23.567	1:24.197	0.630
21	118	WILLSHER	57.535	118	WILLSHER	30.891	21	118	WILLSHER	1:28.426	1:28.426	0.000
22	130	GRINSTEAD	59.085	130	GRINSTEAD	31.232	22	130	GRINSTEAD	1:30.317	1:30.376	0.059
23	18	ALBON	59.182	18	ALBON	31.686	23	18	ALBON	1:30.868	1:32.222	1.354

Weather / Track : Bright / Dry

Results can be found at www.tsl-timing.com

Donington Park National
Circuit Length = 1.9790 miles
Start: 15:36 Flag 15:48 End: 15:49

Printed - 15:52 Sunday, 19 May 2019

BMCRC-MRO Championships 2019



BMCRC THUNDERBIKE SPORT

Donington Park National

18th/19th May 2019



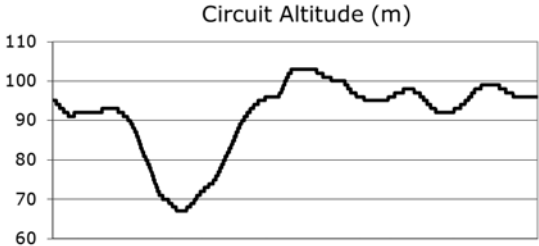
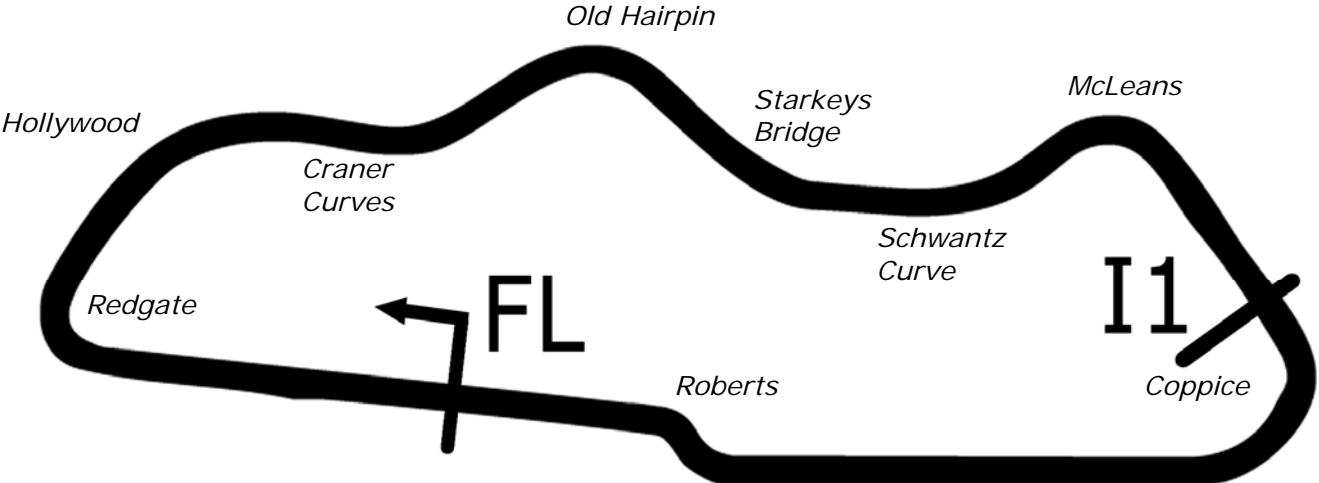
Results Provided by Timing Solutions Ltd
www.tsl-timing.com

Donington Park National



SPORTS TIMING

TIMING SOLUTIONS LTD



Length	1.9790 miles	3185.0 m	
FL		52.82971 N	1.37867 W
I1	2096m	52.82978 N	1.36508 W
Pit Entry	3100m	52.82951 N	1.37832 W
Pit Exit	229m after FL	52.82996 N	1.38205 W
Pit Entry–Pit Exit 287m, 17.2s @60kph, 12.9s @80kph			

All results available at www.tsl-timing.com

BMCRC - MRO Championships 2019 - Rnd 4 @ Donington Park



BMCRC Thunderbike Sport

FREE PRACTICE - CLASSIFICATION

POS	NO	CL	PIC NAME	ENTRY	TIME	ON	LAPS	GAP	DIFF	MPH
1	9	1	Mark TAYLOR	Suzuki - SDC Performance	1:29.201	6	8			79.87
2	74	2	Daniel SINGLETON	Honda - Bambino Developments Racing	1:29.553	6	8	0.352	0.352	79.55
3	47	3	Thomas WATSON	Yamaha - Motorsportdays.com TEA Time Racing	1:29.788	8	9	0.587	0.235	79.34
4	13	4	Wil GREEN	Suzuki - Faith Fueled Racing	1:30.150	5	7	0.949	0.362	79.03
5	135	5	Daniel INGHAM	Suzuki - Derek Jones Butchers	1:30.418	4	8	1.217	0.268	78.79
6	666	6	Shane BEASLEY	Yamaha -	1:30.427	6	7	1.226	0.009	78.78
7	90	7	Edward WATSON	Yamaha - Motorsportdays.com TEA Time Racing	1:31.253	7	9	2.052	0.826	78.07
8	51	8	Paul BEESLEY	Yamaha -	1:32.486	8	9	3.285	1.233	77.03
9	19*	9	Kevin LILLEY	Suzuki - Vanson Leathers	1:33.343	5	5	4.142	0.857	76.32
10	888	10	David CARSON	Kawasaki - www.TwoDavesRacing.com	1:33.449	5	5	4.248	0.106	76.24
11	85	11	Andrew KITE	Ducati - Red Rebel Racing	1:33.906	9	9	4.705	0.457	75.86
12	54	12	Adam JAMISON	Yamaha - AJ Racing	1:34.048	3	4	4.847	0.142	75.75
13	191	13	James SEATH	Kawasaki - Ovenden Earthmoving	1:34.297	7	9	5.096	0.249	75.55
14	0	14	Luke STANLEY	Suzuki - Urban Race Tribe	1:34.555	8	8	5.354	0.258	75.34
15	17	15	Tommy DOWNES (R)	Suzuki - Ray Gnarley/ MoreMoto	1:34.937	8	9	5.736	0.382	75.04
16	84	16	Ricardo BRANCO	Yamaha - IMP Racing	1:35.265	9	9	6.064	0.328	74.78
17	181	17	Robert FRANKLIN	Suzuki - RCF GARDENS	1:36.391	7	7	7.190	1.126	73.91
18	117	18	Jordan HARRIS	Suzuki - Steve Jordan Motorcycles	1:36.452	7	7	7.251	0.061	73.86
19	171	19	Colin CLUNE	Suzuki -	1:36.453	5	7	7.252	0.001	73.86
20	22	20	Matthew MAY	Honda - Tliehurst Glass Racing	1:36.698	7	9	7.497	0.245	73.67
21	101	21	Glen TRIPP (R)	Honda - yaki too racing	1:37.014	5	7	7.813	0.316	73.43
22	100	22	Craig HOWTON	Honda - Me	1:37.911	7	8	8.710	0.897	72.76
23	92*	23	Duncan GROVE	Yamaha -	1:37.927	5	8	8.726	0.016	72.75
24	133	24	Declan CONNELL (R)	Kawasaki - Haynes energy services	1:38.805	7	7	9.604	0.878	72.10
25	56	25	Jason SOILLEUX	Ducati -	1:39.873	8	8	10.672	1.068	71.33
26	624	26	Matthew FEDRICK (R)	Yamaha - Matthew Fedrick farriers ltd	1:39.882	5	7	10.681	0.009	71.33
27	63	27	Steve SMULOVIC	Suzuki - SFC Racing	1:40.072	6	8	10.871	0.190	71.19
28	187	28	David TREVEIL (R)	Yamaha -	1:40.339	8	8	11.138	0.267	71.00
29	81	29	Malvern MAY	Honda -	1:41.033	8	8	11.832	0.694	70.51
30	44	30	James ROBINSON (R)	Honda - CurrentElec	1:41.096	6	8	11.895	0.063	70.47
31	33*	31	Peter PARAPANOS (R)	Honda -	1:41.349	5	6	12.148	0.253	70.29
32	103	32	Tim BANWELL (R)	Yamaha -	1:41.411	7	8	12.210	0.062	70.25
33	961	33	Jack SIM	Yamaha -	1:41.565	9	9	12.364	0.154	70.14
34	27*	34	Chris GILES	Suzuki - Flying colours Motorcycle training	1:41.972	4	5	12.771	0.407	69.86
35	37	35	Ricky WOODS	Suzuki - T & S Vehicle Repairs	1:42.066	5	8	12.865	0.094	69.80
36	48	36	Shaun WALLIS	Yamaha - Watling Tyres	1:42.553	6	8	13.352	0.487	69.47
37	66	37	Mark SMITH	Yamaha - MHP EXHAUST S	1:43.265	5	8	14.064	0.712	68.99
38	606	38	Jake ANDERTON (R)	Honda - CurrentElec Limited	1:43.448	7	8	14.247	0.183	68.87
39	747	39	Allan CLARK	Kawasaki - A Clark & Sons Builders	1:44.554	7	8	15.353	1.106	68.14
40	373	40	Robert PRICE (R)	Suzuki -	1:45.327	7	8	16.126	0.773	67.64
41	24	41	Harley GODZISZ	Honda - HRG Performance	1:47.225	5	7	18.024	1.898	66.44
42	52	42	Gary JARMAN	Kawasaki - G & S Motorcycle tyres	1:47.359	4	5	18.158	0.134	66.36

No. 19, 27, 33 & 92 - Please fit a working transponder

Weather / Track : Cloudy / Damp

These results are provisional until the conclusion of any judicial and technical matters.

Donington Park National
Circuit Length = 1.9790 miles
Start: 09:17 Flag 09:30 End: 09:32

Clerk Of Course :	Timekeeper :
-------------------	--------------

Results can be found at www.tsl-timing.com

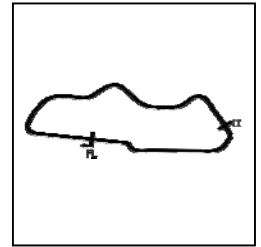
Printed - 09:38 Saturday, 18 May 2019



BMCRC - MRO Championships 2019 - Rnd 4 @ Donington Park

BMCRC Thunderbike Sport

FREE PRACTICE - SECTOR ANALYSIS



SECTOR 1 = FL to I1, SECTOR 2 = I1 to FL, DIFF = Difference To Personal Best Lap, P = Crossed Finish Line in Pit Lane, D = Time Disallowed

P1 9		Mark TAYLOR		Suzuki - SDC Performance			
IDEAL LAP TIME : 1:29.201		BEST LAP TIME : 1:29.201		DIFFERENCE : 0.000			
LAP	SECTOR 1	SECTOR 2	LAP TIME	MPH	DIFF	TIME OF DAY	
1 -						09:17:49.537	
2 -	1:12.501	33.380	1:45.881	67.28	16.680	09:19:35.418	
3 -	1:02.693	32.023	1:34.716	75.22	5.515	09:21:10.134	
4 -	59.737	31.705	1:31.442	77.91	2.241	09:22:41.576	
5 -	58.528	32.829	1:31.357 (3)	77.98	2.156	09:24:12.933	
6 -	58.420	30.781	1:29.201 (1)	79.87		09:25:42.134	
7 -	58.456	30.996	1:29.452 (2)	79.64	0.251	09:27:11.586	
8 -	1:00.968	IN PIT	1:45.963 P	67.23	16.762	09:28:57.549	

P2 74		Daniel SINGLETON		Honda - Bambino Developments Racing			
IDEAL LAP TIME : 1:28.770		BEST LAP TIME : 1:29.553		DIFFERENCE : 0.783			
LAP	SECTOR 1	SECTOR 2	LAP TIME	MPH	DIFF	TIME OF DAY	
1 -		IN PIT				09:19:22.681	
2 -	OUTLAP	32.786	1:57.216	60.78	27.663	09:21:19.897	
3 -	59.773	31.081	1:30.854 (3)	78.41	1.301	09:22:50.751	
4 -	1:01.630	30.976	1:32.606	76.93	3.053	09:24:23.357	
5 -	59.677	31.914	1:31.591	77.78	2.038	09:25:54.948	
6 -	59.899	29.654	1:29.553 (1)	79.55		09:27:24.501	
7 -	59.116	31.153	1:30.269 (2)	78.92	0.716	09:28:54.770	
8 -	1:00.618	32.680	1:33.298	76.36	3.745	09:30:28.068	

P3 47		Thomas WATSON		Yamaha - Motorsportdays.com TEA Time Racing			
IDEAL LAP TIME : 1:29.241		BEST LAP TIME : 1:29.788		DIFFERENCE : 0.547			
LAP	SECTOR 1	SECTOR 2	LAP TIME	MPH	DIFF	TIME OF DAY	
1 -						09:17:46.164	
2 -	1:16.114	33.842	1:49.956	64.79	20.168	09:19:36.120	
3 -	1:07.059	33.268	1:40.327	71.01	10.539	09:21:16.447	
4 -	1:02.248	31.593	1:33.841	75.92	4.053	09:22:50.288	
5 -	1:02.170	31.220	1:33.390	76.28	3.602	09:24:23.678	
6 -	59.630	32.000	1:31.630 (3)	77.75	1.842	09:25:55.308	
7 -	1:00.117	30.212	1:30.329 (2)	78.87	0.541	09:27:25.637	
8 -	59.029	30.759	1:29.788 (1)	79.34		09:28:55.425	
9 -	1:01.113	IN PIT	1:44.026 P	68.48	14.238	09:30:39.451	

P4 13		Wil GREEN		Suzuki - Faith Fueled Racing			
IDEAL LAP TIME : 1:29.985		BEST LAP TIME : 1:30.150		DIFFERENCE : 0.165			
LAP	SECTOR 1	SECTOR 2	LAP TIME	MPH	DIFF	TIME OF DAY	
1 -	OUTLAP	33.803				09:20:54.593	
2 -	1:01.637	32.598	1:34.235	75.60	4.085	09:22:28.828	
3 -	59.945	32.535	1:32.480	77.03	2.330	09:24:01.308	
4 -	59.789	31.479	1:31.268 (3)	78.06	1.118	09:25:32.576	
5 -	58.708	31.442	1:30.150 (1)	79.03		09:27:02.726	
6 -	59.836	31.584	1:31.420	77.93	1.270	09:28:34.146	
7 -	58.922	31.277	1:30.199 (2)	78.98	0.049	09:30:04.345	

P5 135		Daniel INGHAM		Suzuki - Derek Jones Butchers			
IDEAL LAP TIME : 1:29.554		BEST LAP TIME : 1:30.418		DIFFERENCE : 0.864			
LAP	SECTOR 1	SECTOR 2	LAP TIME	MPH	DIFF	TIME OF DAY	
1 -						09:17:57.392	
2 -	1:13.739	34.390	1:48.129	65.89	17.711	09:19:45.521	
3 -	1:00.032	32.123	1:32.155	77.31	1.737	09:21:17.676	
4 -	58.514	31.904	1:30.418 (1)	78.79		09:22:48.094	
5 -	59.098	31.371	1:30.469 (2)	78.75	0.051	09:24:18.563	
6 -	1:00.636	31.761	1:32.397	77.10	1.979	09:25:50.960	
7 -	59.446	31.040	1:30.486 (3)	78.73	0.068	09:27:21.446	
8 -	59.797	IN PIT	1:39.744 P	71.42	9.326	09:29:01.190	

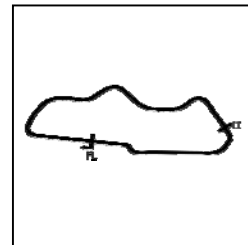
Weather / Track : Cloudy / Damp

Donington Park National
Circuit Length = 1.9790 miles
Start: 09:17 Flag 09:30 End: 09:32

BMCRC - MRO Championships 2019 - Rnd 4 @ Donington Park

BMCRC Thunderbike Sport

FREE PRACTICE - SECTOR ANALYSIS



SECTOR 1 = FL to I1, SECTOR 2 = I1 to FL, DIFF = Difference To Personal Best Lap, P = Crossed Finish Line in Pit Lane, D = Time Disallowed

P6 666		Shane BEASLEY		Yamaha -		
IDEAL LAP TIME : 1:30.427		BEST LAP TIME : 1:30.427		DIFFERENCE : 0.000		
LAP	SECTOR 1	SECTOR 2	LAP TIME	MPH	DIFF	TIME OF DAY
1 -	OUTLAP					09:17:45.311
2 -	1:08.996	33.792	1:42.788	69.31	12.361	09:19:28.099
3 -	1:03.944	32.250	1:36.194	74.06	5.767	09:21:04.293
4 -	1:01.546	31.711	1:33.257 (3)	76.39	2.830	09:22:37.550
5 -	1:00.781	32.160	1:32.941 (2)	76.65	2.514	09:24:10.491
6 -	1:00.090	30.337	1:30.427 (1)	78.78		09:25:40.918
7 -	1:01.390	IN PIT	2:02.382 P	58.21	31.955	09:27:43.300

P7 90		Edward WATSON		Yamaha - Motorsportdays.com TEA Time Racing		
IDEAL LAP TIME : 1:30.999		BEST LAP TIME : 1:31.253		DIFFERENCE : 0.254		
LAP	SECTOR 1	SECTOR 2	LAP TIME	MPH	DIFF	TIME OF DAY
1 -						09:17:59.476
2 -	1:13.465	37.336	1:50.801	64.30	19.548	09:19:50.277
3 -	1:06.797	34.382	1:41.179	70.41	9.926	09:21:31.456
4 -	1:02.581	32.005	1:34.586	75.32	3.333	09:23:06.042
5 -	1:03.600	32.331	1:35.931	74.26	4.678	09:24:41.973
6 -	1:02.334	31.507	1:33.841 (3)	75.92	2.588	09:26:15.814
7 -	1:00.388	30.865	1:31.253 (1)	78.07		09:27:47.067
8 -	1:00.402	32.068	1:32.470 (2)	77.04	1.217	09:29:19.537
9 -	1:00.134	34.263	1:34.397	75.47	3.144	09:30:53.934

P8 51		Paul BEESLEY		Yamaha -		
IDEAL LAP TIME : 1:32.486		BEST LAP TIME : 1:32.486		DIFFERENCE : 0.000		
LAP	SECTOR 1	SECTOR 2	LAP TIME	MPH	DIFF	TIME OF DAY
1 -						09:17:42.925
2 -	1:16.732	35.638	1:52.370	63.40	19.884	09:19:35.295
3 -	1:09.710	34.692	1:44.402	68.24	11.916	09:21:19.697
4 -	1:08.361	33.515	1:41.876	69.93	9.390	09:23:01.573
5 -	1:04.808	32.320	1:37.128	73.35	4.642	09:24:38.701
6 -	1:05.071	32.973	1:38.044	72.66	5.558	09:26:16.745
7 -	1:03.048	31.896	1:34.944 (3)	75.04	2.458	09:27:51.689
8 -	1:00.772	31.714	1:32.486 (1)	77.03		09:29:24.175
9 -	1:02.314	31.788	1:34.102 (2)	75.71	1.616	09:30:58.277

P9 19		Kevin LILLEY		Suzuki - Vanson Leathers		
IDEAL LAP TIME :		BEST LAP TIME : 1:33.343		DIFFERENCE :		
LAP	SECTOR 1	SECTOR 2	LAP TIME	MPH	DIFF	TIME OF DAY
1 -						09:17:47.366
2 -			1:42.841	69.27	9.498	09:19:30.207
3 -			1:34.664 (3)	75.26	1.321	09:21:04.871
4 -			1:34.075 (2)	75.73	0.732	09:22:38.946
5 -			1:33.343 (1)	76.32		09:24:12.289

P10 888		David CARSON		Kawasaki - www.TwoDavesRacing.com		
IDEAL LAP TIME : 1:33.449		BEST LAP TIME : 1:33.449		DIFFERENCE : 0.000		
LAP	SECTOR 1	SECTOR 2	LAP TIME	MPH	DIFF	TIME OF DAY
1 -		IN PIT				09:23:02.314
2 -	OUTLAP	36.490	2:11.985	53.98	38.536	09:25:14.299
3 -	1:07.230	34.377	1:41.607 (3)	70.11	8.158	09:26:55.906
4 -	1:03.541	32.595	1:36.136 (2)	74.11	2.687	09:28:32.042
5 -	1:01.727	31.722	1:33.449 (1)	76.24		09:30:05.491

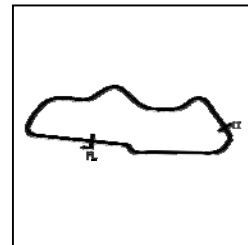
Weather / Track : Cloudy / Damp

Donington Park National
Circuit Length = 1.9790 miles
Start: 09:17 Flag 09:30 End: 09:32

BMCRC - MRO Championships 2019 - Rnd 4 @ Donington Park

BMCRC Thunderbike Sport

FREE PRACTICE - SECTOR ANALYSIS



SECTOR 1 = FL to I1, SECTOR 2 = I1 to FL, DIFF = Difference To Personal Best Lap, P = Crossed Finish Line in Pit Lane, D = Time Disallowed

P11 85		Andrew KITE		Ducati - Red Rebel Racing			
IDEAL LAP TIME : 1:33.906		BEST LAP TIME : 1:33.906		DIFFERENCE : 0.000			
LAP	SECTOR 1	SECTOR 2	LAP TIME	MPH	DIFF	TIME OF DAY	
1 -						09:17:52.532	
2 -	1:18.507	38.348	1:56.855	60.96	22.949	09:19:49.387	
3 -	1:12.537	35.649	1:48.186	65.85	14.280	09:21:37.573	
4 -	1:06.626	33.848	1:40.474	70.91	6.568	09:23:18.047	
5 -	1:04.373	33.069	1:37.442 (3)	73.11	3.536	09:24:55.489	
6 -	1:03.539	32.823	1:36.362 (2)	73.93	2.456	09:26:31.851	
7 -	1:06.911	35.458	1:42.369	69.59	8.463	09:28:14.220	
8 -	1:04.398	33.093	1:37.491	73.07	3.585	09:29:51.711	
9 -	1:01.783	32.123	1:33.906 (1)	75.86		09:31:25.617	

P12 54		Adam JAMISON		Yamaha - AJ Racing			
IDEAL LAP TIME : 1:34.028		BEST LAP TIME : 1:34.048		DIFFERENCE : 0.020			
LAP	SECTOR 1	SECTOR 2	LAP TIME	MPH	DIFF	TIME OF DAY	
1 -						09:17:39.253	
2 -	1:06.354	34.105	1:40.459 (2)	70.92	6.411	09:19:19.712	
3 -	1:01.339	32.709	1:34.048 (1)	75.75		09:20:53.760	
4 -	1:01.319	IN PIT	1:40.634 P	70.79	6.586	09:22:34.394	

P13 191		James SEATH		Kawasaki - Ovenden Earthmoving			
IDEAL LAP TIME : 1:34.297		BEST LAP TIME : 1:34.297		DIFFERENCE : 0.000			
LAP	SECTOR 1	SECTOR 2	LAP TIME	MPH	DIFF	TIME OF DAY	
1 -						09:17:45.223	
2 -	1:13.332	34.636	1:47.968	65.98	13.671	09:19:33.191	
3 -	1:10.491	33.894	1:44.385	68.25	10.088	09:21:17.576	
4 -	1:05.317	32.831	1:38.148	72.59	3.851	09:22:55.724	
5 -	1:04.184	32.601	1:36.785	73.61	2.488	09:24:32.509	
6 -	1:03.629	32.369	1:35.998	74.21	1.701	09:26:08.507	
7 -	1:02.362	31.935	1:34.297 (1)	75.55		09:27:42.804	
8 -	1:03.324	32.054	1:35.378 (2)	74.69	1.081	09:29:18.182	
9 -	1:03.093	32.527	1:35.620 (3)	74.50	1.323	09:30:53.802	

P14 0		Luke STANLEY		Suzuki - Urban Race Tribe			
IDEAL LAP TIME : 1:34.462		BEST LAP TIME : 1:34.555		DIFFERENCE : 0.093			
LAP	SECTOR 1	SECTOR 2	LAP TIME	MPH	DIFF	TIME OF DAY	
1 -		IN PIT		P		09:19:23.655	
2 -	OUTLAP	35.950	2:05.426	56.80	30.871	09:21:29.081	
3 -	1:07.856	34.066	1:41.922	69.90	7.367	09:23:11.003	
4 -	1:05.083	34.336	1:39.419	71.66	4.864	09:24:50.422	
5 -	1:03.898	32.827	1:36.725	73.65	2.170	09:26:27.147	
6 -	1:04.006	32.404	1:36.410 (3)	73.89	1.855	09:28:03.557	
7 -	1:02.867	33.146	1:36.013 (2)	74.20	1.458	09:29:39.570	
8 -	1:02.058	32.497	1:34.555 (1)	75.34		09:31:14.125	

P15 17		Tommy DOWNES (R)		Suzuki - Ray Gnarley/ MoreMoto			
IDEAL LAP TIME : 1:34.937		BEST LAP TIME : 1:34.937		DIFFERENCE : 0.000			
LAP	SECTOR 1	SECTOR 2	LAP TIME	MPH	DIFF	TIME OF DAY	
1 -						09:17:44.543	
2 -	1:13.653	36.050	1:49.703	64.94	14.766	09:19:34.246	
3 -	1:09.725	35.481	1:45.206	67.72	10.269	09:21:19.452	
4 -	1:06.600	33.548	1:40.148	71.14	5.211	09:22:59.600	
5 -	1:03.819	33.369	1:37.188	73.30	2.251	09:24:36.788	
6 -	1:06.292	32.350	1:38.642	72.22	3.705	09:26:15.430	
7 -	1:03.296	32.729	1:36.025 (2)	74.19	1.088	09:27:51.455	
8 -	1:02.767	32.170	1:34.937 (1)	75.04		09:29:26.392	
9 -	1:03.407	32.978	1:36.385 (3)	73.91	1.448	09:31:02.777	

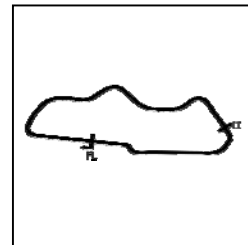
Weather / Track : Cloudy / Damp

Donington Park National
Circuit Length = 1.9790 miles
Start: 09:17 Flag 09:30 End: 09:32

BMCRC - MRO Championships 2019 - Rnd 4 @ Donington Park

BMCRC Thunderbike Sport

FREE PRACTICE - SECTOR ANALYSIS



SECTOR 1 = FL to I1, SECTOR 2 = I1 to FL, DIFF = Difference To Personal Best Lap, P = Crossed Finish Line in Pit Lane, D = Time Disallowed

P16 84		Ricardo BRANCO		Yamaha - IMP Racing			
IDEAL LAP TIME : 1:35.265		BEST LAP TIME : 1:35.265		DIFFERENCE : 0.000			
LAP	SECTOR 1	SECTOR 2	LAP TIME	MPH	DIFF	TIME OF DAY	
1 -							09:17:48.033
2 -	1:19.917	37.496	1:57.413	60.68	22.148		09:19:45.446
3 -	1:10.929	35.149	1:46.078	67.16	10.813		09:21:31.524
4 -	1:07.681	34.055	1:41.736	70.03	6.471		09:23:13.260
5 -	1:06.673	33.312	1:39.985 (3)	71.25	4.720		09:24:53.245
6 -	1:05.377	33.067	1:38.444 (2)	72.37	3.179		09:26:31.689
7 -	1:07.434	34.820	1:42.254	69.67	6.989		09:28:13.943
8 -	1:05.861	34.214	1:40.075	71.19	4.810		09:29:54.018
9 -	1:02.964	32.301	1:35.265 (1)	74.78			09:31:29.283

P17 181		Robert FRANKLIN		Suzuki - RCF GARDENS			
IDEAL LAP TIME : 1:36.391		BEST LAP TIME : 1:36.391		DIFFERENCE : 0.000			
LAP	SECTOR 1	SECTOR 2	LAP TIME	MPH	DIFF	TIME OF DAY	
1 -		IN PIT				P	09:19:35.276
2 -	OUTLAP	35.586	2:08.676	55.36	32.285		09:21:43.952
3 -	1:10.130	34.295	1:44.425	68.22	8.034		09:23:28.377
4 -	1:09.184	32.871	1:42.055	69.81	5.664		09:25:10.432
5 -	1:06.173	34.180	1:40.353 (3)	70.99	3.962		09:26:50.785
6 -	1:06.319	33.318	1:39.637 (2)	71.50	3.246		09:28:30.422
7 -	1:04.581	31.810	1:36.391 (1)	73.91			09:30:06.813

P18 117		Jordan HARRIS		Suzuki - Steve Jordan Motorcycles			
IDEAL LAP TIME : 1:36.099		BEST LAP TIME : 1:36.452		DIFFERENCE : 0.353			
LAP	SECTOR 1	SECTOR 2	LAP TIME	MPH	DIFF	TIME OF DAY	
1 -							09:18:59.553
2 -	1:10.640	35.672	1:46.312	67.01	9.860		09:20:45.865
3 -	1:08.957	35.250	1:44.207	68.37	7.755		09:22:30.072
4 -	1:07.914	36.916	1:44.830	67.96	8.378		09:24:14.902
5 -	1:05.927	33.607	1:39.534 (3)	71.57	3.082		09:25:54.436
6 -	1:04.762	32.495	1:37.257 (2)	73.25	0.805		09:27:31.693
7 -	1:03.604	32.848	1:36.452 (1)	73.86			09:29:08.145

P19 171		Colin CLUNE		Suzuki -			
IDEAL LAP TIME : 1:36.311		BEST LAP TIME : 1:36.453		DIFFERENCE : 0.142			
LAP	SECTOR 1	SECTOR 2	LAP TIME	MPH	DIFF	TIME OF DAY	
1 -							09:17:42.033
2 -	1:10.118	34.299	1:44.417	68.23	7.964		09:19:26.450
3 -	1:04.497	33.072	1:37.569 (3)	73.02	1.116		09:21:04.019
4 -	1:03.968	33.297	1:37.265 (2)	73.24	0.812		09:22:41.284
5 -	1:03.239	33.214	1:36.453 (1)	73.86			09:24:17.737
6 -	1:04.858	33.596	1:38.454	72.36	2.001		09:25:56.191
7 -	1:03.661	IN PIT	1:42.610 P	69.43	6.157		09:27:38.801

P20 22		Matthew MAY		Honda - Tliehurst Glass Racing			
IDEAL LAP TIME : 1:35.840		BEST LAP TIME : 1:36.698		DIFFERENCE : 0.858			
LAP	SECTOR 1	SECTOR 2	LAP TIME	MPH	DIFF	TIME OF DAY	
1 -							09:17:57.146
2 -	1:14.362	39.292	1:53.654	62.68	16.956		09:19:50.800
3 -	1:10.225	32.726	1:42.951	69.20	6.253		09:21:33.751
4 -	1:06.668	33.126	1:39.794	71.39	3.096		09:23:13.545
5 -	1:04.305	33.407	1:37.712	72.91	1.014		09:24:51.257
6 -	1:04.992	32.390	1:37.382 (2)	73.16	0.684		09:26:28.639
7 -	1:04.845	31.853	1:36.698 (1)	73.67			09:28:05.337
8 -	1:03.987	33.652	1:37.639 (3)	72.96	0.941		09:29:42.976
9 -	1:05.540	33.547	1:39.087	71.90	2.389		09:31:22.063

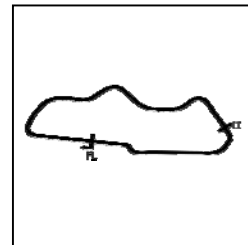
Weather / Track : Cloudy / Damp

Donington Park National
Circuit Length = 1.9790 miles
Start: 09:17 Flag 09:30 End: 09:32

BMCRC - MRO Championships 2019 - Rnd 4 @ Donington Park

BMCRC Thunderbike Sport

FREE PRACTICE - SECTOR ANALYSIS



SECTOR 1 = FL to I1, SECTOR 2 = I1 to FL, DIFF = Difference To Personal Best Lap, P = Crossed Finish Line in Pit Lane, D = Time Disallowed

P21 101		Glen TRIPP (R)		Honda - yaki too racing		
IDEAL LAP TIME : 1:36.616		BEST LAP TIME : 1:37.014		DIFFERENCE : 0.398		
LAP	SECTOR 1	SECTOR 2	LAP TIME	MPH	DIFF	TIME OF DAY
1 -		IN PIT				09:20:00.386
2 -	OUTLAP	36.556	2:14.957	52.79	37.943	09:22:15.343
3 -	1:06.700	33.473	1:40.173 (3)	71.12	3.159	09:23:55.516
4 -	1:05.340	32.877	1:38.217 (2)	72.53	1.203	09:25:33.733
5 -	1:03.739	33.275	1:37.014 (1)	73.43		09:27:10.747
6 -	1:04.336	36.946	1:41.282	70.34	4.268	09:28:52.029
7 -	1:05.066	37.860	1:42.926	69.22	5.912	09:30:34.955

P22 100		Craig HOWTON		Honda - Me		
IDEAL LAP TIME : 1:36.915		BEST LAP TIME : 1:37.911		DIFFERENCE : 0.996		
LAP	SECTOR 1	SECTOR 2	LAP TIME	MPH	DIFF	TIME OF DAY
1 -						09:18:48.059
2 -	1:11.292	35.372	1:46.664	66.79	8.753	09:20:34.723
3 -	1:09.270	34.479	1:43.749	68.67	5.838	09:22:18.472
4 -	1:08.069	34.220	1:42.289	69.65	4.378	09:24:00.761
5 -	1:06.329	33.533	1:39.862	71.34	1.951	09:25:40.623
6 -	1:05.360	34.122	1:39.482 (3)	71.61	1.571	09:27:20.105
7 -	1:04.949	32.962	1:37.911 (1)	72.76		09:28:58.016
8 -	1:03.953	34.768	1:38.721 (2)	72.16	0.810	09:30:36.737

P23 92		Duncan GROVE		Yamaha -		
IDEAL LAP TIME :		BEST LAP TIME : 1:37.927		DIFFERENCE :		
LAP	SECTOR 1	SECTOR 2	LAP TIME	MPH	DIFF	TIME OF DAY
1 -						09:18:46.220
2 -			1:47.275	66.41	9.348	09:20:33.495
3 -			1:44.190	68.38	6.263	09:22:17.685
4 -			1:41.698	70.05	3.771	09:23:59.383
5 -			1:37.927 (1)	72.75		09:25:37.310
6 -			1:39.411 (2)	71.66	1.484	09:27:16.721
7 -			1:40.275	71.05	2.348	09:28:56.996
8 -			1:39.520 (3)	71.59	1.593	09:30:36.516

P24 133		Declan CONNELL (R)		Kawasaki - Haynes energy services		
IDEAL LAP TIME : 1:37.775		BEST LAP TIME : 1:38.805		DIFFERENCE : 1.030		
LAP	SECTOR 1	SECTOR 2	LAP TIME	MPH	DIFF	TIME OF DAY
1 -		IN PIT				09:19:28.213
2 -	OUTLAP	37.489	2:16.493	52.19	37.688	09:21:44.706
3 -	1:10.064	35.192	1:45.256	67.68	6.451	09:23:29.962
4 -	1:09.075	33.528	1:42.603 (3)	69.43	3.798	09:25:12.565
5 -	1:06.087	35.150	1:41.237 (2)	70.37	2.432	09:26:53.802
6 -	1:09.761	35.232	1:44.993	67.85	6.188	09:28:38.795
7 -	1:04.247	34.558	1:38.805 (1)	72.10		09:30:17.600

P25 56		Jason SOILLEUX		Ducati -		
IDEAL LAP TIME : 1:39.730		BEST LAP TIME : 1:39.873		DIFFERENCE : 0.143		
LAP	SECTOR 1	SECTOR 2	LAP TIME	MPH	DIFF	TIME OF DAY
1 -						09:18:31.885
2 -	1:13.322	35.755	1:49.077	65.31	9.204	09:20:20.962
3 -	1:08.167	34.443	1:42.610	69.43	2.737	09:22:03.572
4 -	1:06.059	33.864	1:39.923 (2)	71.30	0.050	09:23:43.495
5 -	1:06.950	34.391	1:41.341	70.30	1.468	09:25:24.836
6 -	1:06.302	33.696	1:39.998 (3)	71.24	0.125	09:27:04.834
7 -	1:07.075	34.153	1:41.228	70.38	1.355	09:28:46.062
8 -	1:06.202	33.671	1:39.873 (1)	71.33		09:30:25.935

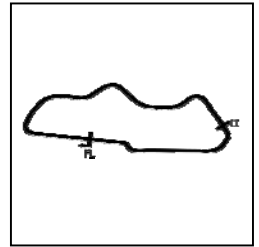
Weather / Track : Cloudy / Damp

Donington Park National
Circuit Length = 1.9790 miles
Start: 09:17 Flag 09:30 End: 09:32

BMCRC - MRO Championships 2019 - Rnd 4 @ Donington Park

BMCRC Thunderbike Sport

FREE PRACTICE - SECTOR ANALYSIS



SECTOR 1 = FL to I1, SECTOR 2 = I1 to FL, DIFF = Difference To Personal Best Lap, P = Crossed Finish Line in Pit Lane, D = Time Disallowed

P26 624		Matthew FEDRICK (R)		Yamaha - Matthew Fedrick farriers ltd		
IDEAL LAP TIME : 1:39.882		BEST LAP TIME : 1:39.882		DIFFERENCE : 0.000		
LAP	SECTOR 1	SECTOR 2	LAP TIME	MPH	DIFF	TIME OF DAY
1 -		IN PIT				09:19:47.524
2 -	OUTLAP	34.331	2:02.316	58.24	22.434	09:21:49.840
3 -	1:09.743	36.613	1:46.356	66.98	6.474	09:23:36.196
4 -	1:07.905	35.130	1:43.035 (2)	69.14	3.153	09:25:19.231
5 -	1:06.315	33.567	1:39.882 (1)	71.33		09:26:59.113
6 -	1:08.477	34.810	1:43.287 (3)	68.97	3.405	09:28:42.400
7 -	1:07.969	37.634	1:45.603	67.46	5.721	09:30:28.003

P27 63		Steve SMULOVIC		Suzuki - SFC Racing		
IDEAL LAP TIME : 1:39.202		BEST LAP TIME : 1:40.072		DIFFERENCE : 0.870		
LAP	SECTOR 1	SECTOR 2	LAP TIME	MPH	DIFF	TIME OF DAY
1 -						09:18:13.967
2 -	1:16.687	40.169	1:56.856	60.96	16.784	09:20:10.823
3 -	1:10.755	36.946	1:47.701	66.15	7.629	09:21:58.524
4 -	1:09.038	35.567	1:44.605	68.10	4.533	09:23:43.129
5 -	1:06.307	34.975	1:41.282	70.34	1.210	09:25:24.411
6 -	1:05.270	34.802	1:40.072 (1)	71.19		09:27:04.483
7 -	1:06.429	33.932	1:40.361 (2)	70.99	0.289	09:28:44.844
8 -	1:06.115	35.132	1:41.247 (3)	70.36	1.175	09:30:26.091

P28 187		David TREVEIL (R)		Yamaha -		
IDEAL LAP TIME : 1:40.339		BEST LAP TIME : 1:40.339		DIFFERENCE : 0.000		
LAP	SECTOR 1	SECTOR 2	LAP TIME	MPH	DIFF	TIME OF DAY
1 -						09:18:04.841
2 -	1:13.348	39.155	1:52.503	63.32	12.164	09:19:57.344
3 -	1:12.655	37.151	1:49.806	64.88	9.467	09:21:47.150
4 -	1:11.190	36.167	1:47.357	66.36	7.018	09:23:34.507
5 -	1:09.045	35.255	1:44.300 (3)	68.30	3.961	09:25:18.807
6 -	1:09.137	34.447	1:43.584 (2)	68.78	3.245	09:27:02.391
7 -	1:08.957	36.207	1:45.164	67.74	4.825	09:28:47.555
8 -	1:06.124	34.215	1:40.339 (1)	71.00		09:30:27.894

P29 81		Malvern MAY		Honda -		
IDEAL LAP TIME : 1:39.572		BEST LAP TIME : 1:41.033		DIFFERENCE : 1.461		
LAP	SECTOR 1	SECTOR 2	LAP TIME	MPH	DIFF	TIME OF DAY
1 -						09:17:52.662
2 -	1:20.565	39.559	2:00.124	59.31	19.091	09:19:52.786
3 -	1:15.835	37.971	1:53.806	62.60	12.773	09:21:46.592
4 -	1:11.478	38.190	1:49.668	64.96	8.635	09:23:36.260
5 -	1:08.886	35.534	1:44.420	68.23	3.387	09:25:20.680
6 -	1:08.008	34.785	1:42.793 (3)	69.31	1.760	09:27:03.473
7 -	1:06.729	34.514	1:41.243 (2)	70.37	0.210	09:28:44.716
8 -	1:05.058	35.975	1:41.033 (1)	70.51		09:30:25.749

P30 44		James ROBINSON (R)		Honda - CurrentElec		
IDEAL LAP TIME : 1:40.189		BEST LAP TIME : 1:41.096		DIFFERENCE : 0.907		
LAP	SECTOR 1	SECTOR 2	LAP TIME	MPH	DIFF	TIME OF DAY
1 -						09:17:45.730
2 -	1:23.084	39.596	2:02.680	58.07	21.584	09:19:48.410
3 -	1:14.941	36.714	1:51.655	63.80	10.559	09:21:40.065
4 -	1:11.854	36.322	1:48.176	65.86	7.080	09:23:28.241
5 -	1:10.253	34.442	1:44.695 (2)	68.05	3.599	09:25:12.936
6 -	1:07.589	33.507	1:41.096 (1)	70.47		09:26:54.032
7 -	1:09.819	35.074	1:44.893 (3)	67.92	3.797	09:28:38.925
8 -	1:06.682	IN PIT	1:49.577 P	65.01	8.481	09:30:28.502

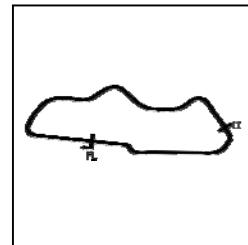
Weather / Track : Cloudy / Damp

Donington Park National
Circuit Length = 1.9790 miles
Start: 09:17 Flag 09:30 End: 09:32

BMCRC - MRO Championships 2019 - Rnd 4 @ Donington Park

BMCRC Thunderbike Sport

FREE PRACTICE - SECTOR ANALYSIS



SECTOR 1 = FL to I1, SECTOR 2 = I1 to FL, DIFF = Difference To Personal Best Lap, P = Crossed Finish Line in Pit Lane, D = Time Disallowed

P31 33		Peter PARAPANOS (R)		Honda -			
IDEAL LAP TIME :		BEST LAP TIME : 1:41.349		DIFFERENCE :			
LAP	SECTOR 1	SECTOR 2	LAP TIME	MPH	DIFF	TIME OF DAY	
1 -						09:22:24.785	
2 -			1:49.525	65.05	8.176	09:24:14.310	
3 -			1:43.816 (3)	68.62	2.467	09:25:58.126	
4 -			1:44.402	68.24	3.053	09:27:42.528	
5 -			1:41.349 (1)	70.29		09:29:23.877	
6 -			1:42.308 (2)	69.63	0.959	09:31:06.185	

P32 103		Tim BANWELL (R)		Yamaha -			
IDEAL LAP TIME : 1:41.411		BEST LAP TIME : 1:41.411		DIFFERENCE : 0.000			
LAP	SECTOR 1	SECTOR 2	LAP TIME	MPH	DIFF	TIME OF DAY	
1 -						09:17:49.078	
2 -	1:20.976	39.263	2:00.239	59.25	18.828	09:19:49.317	
3 -	1:16.594	37.315	1:53.909	62.54	12.498	09:21:43.226	
4 -	1:12.833	37.484	1:50.317	64.58	8.906	09:23:33.543	
5 -	1:09.456	35.327	1:44.783 (3)	67.99	3.372	09:25:18.326	
6 -	1:09.141	35.027	1:44.168 (2)	68.39	2.757	09:27:02.494	
7 -	1:07.343	34.068	1:41.411 (1)	70.25		09:28:43.905	
8 -	1:12.441	35.412	1:47.853	66.05	6.442	09:30:31.758	

P33 961		Jack SIM		Yamaha -			
IDEAL LAP TIME : 1:40.690		BEST LAP TIME : 1:41.565		DIFFERENCE : 0.875			
LAP	SECTOR 1	SECTOR 2	LAP TIME	MPH	DIFF	TIME OF DAY	
1 -						09:17:39.899	
2 -	1:15.028	38.161	1:53.189	62.94	11.624	09:19:33.088	
3 -	1:09.709	36.129	1:45.838	67.31	4.273	09:21:18.926	
4 -	1:08.774	35.131	1:43.905	68.56	2.340	09:23:02.831	
5 -	1:08.013	35.726	1:43.739	68.67	2.174	09:24:46.570	
6 -	1:09.348	34.556	1:43.904	68.56	2.339	09:26:30.474	
7 -	1:07.949	34.246	1:42.195 (2)	69.71	0.630	09:28:12.669	
8 -	1:06.444	35.798	1:42.242 (3)	69.68	0.677	09:29:54.911	
9 -	1:06.867	34.698	1:41.565 (1)	70.14		09:31:36.476	

P34 27		Chris GILES		Suzuki - Flying colours Motorcycle training			
IDEAL LAP TIME :		BEST LAP TIME : 1:41.972		DIFFERENCE :			
LAP	SECTOR 1	SECTOR 2	LAP TIME	MPH	DIFF	TIME OF DAY	
1 -						09:22:22.527	
2 -			1:49.994	64.77	8.022	09:24:12.521	
3 -			1:42.483 (2)	69.52	0.511	09:25:55.004	
4 -			1:41.972 (1)	69.86		09:27:36.976	
5 -			1:43.786 (3)	68.64	1.814	09:29:20.762	

P35 37		Ricky WOODS		Suzuki - T & S Vehicle Repairs			
IDEAL LAP TIME : 1:42.066		BEST LAP TIME : 1:42.066		DIFFERENCE : 0.000			
LAP	SECTOR 1	SECTOR 2	LAP TIME	MPH	DIFF	TIME OF DAY	
1 -						09:17:47.220	
2 -	1:20.104	40.230	2:00.334	59.20	18.268	09:19:47.554	
3 -	1:13.110	36.608	1:49.718	64.93	7.652	09:21:37.272	
4 -	1:10.449	35.308	1:45.757	67.36	3.691	09:23:23.029	
5 -	1:07.348	34.718	1:42.066 (1)	69.80		09:25:05.095	
6 -	1:08.092	34.719	1:42.811 (3)	69.29	0.745	09:26:47.906	
7 -	1:07.590	34.793	1:42.383 (2)	69.58	0.317	09:28:30.289	
8 -	1:08.643	IN PIT	1:53.800 P	62.60	11.734	09:30:24.089	

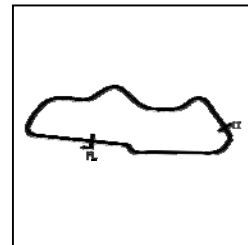
Weather / Track : Cloudy / Damp

Donington Park National
Circuit Length = 1.9790 miles
Start: 09:17 Flag 09:30 End: 09:32

BMCRC - MRO Championships 2019 - Rnd 4 @ Donington Park

BMCRC Thunderbike Sport

FREE PRACTICE - SECTOR ANALYSIS



SECTOR 1 = FL to I1, SECTOR 2 = I1 to FL, DIFF = Difference To Personal Best Lap, P = Crossed Finish Line in Pit Lane, D = Time Disallowed

P36 48		Shaun WALLIS		Yamaha - Walling Tyres			
IDEAL LAP TIME : 1:42.181		BEST LAP TIME : 1:42.553		DIFFERENCE : 0.372			
LAP	SECTOR 1	SECTOR 2	LAP TIME	MPH	DIFF	TIME OF DAY	
1 -						09:17:50.582	
2 -	1:19.883	39.338	1:59.221	59.75	16.668	09:19:49.803	
3 -	1:16.824	36.569	1:53.393	62.83	10.840	09:21:43.196	
4 -	1:10.071	35.756	1:45.827	67.32	3.274	09:23:29.023	
5 -	1:10.740	34.728	1:45.468	67.55	2.915	09:25:14.491	
6 -	1:08.033	34.520	1:42.553 (1)	69.47		09:26:57.044	
7 -	1:08.030	34.604	1:42.634 (2)	69.41	0.081	09:28:39.678	
8 -	1:07.661	37.125	1:44.786 (3)	67.99	2.233	09:30:24.464	

P37 66		Mark SMITH		Yamaha - MHP EXHAUST S			
IDEAL LAP TIME : 1:40.692		BEST LAP TIME : 1:43.265		DIFFERENCE : 2.573			
LAP	SECTOR 1	SECTOR 2	LAP TIME	MPH	DIFF	TIME OF DAY	
1 -						09:17:53.233	
2 -	1:18.097	39.121	1:57.218	60.78	13.953	09:19:50.451	
3 -	1:15.767	35.758	1:51.525	63.88	8.260	09:21:41.976	
4 -	1:10.357	34.181	1:44.538	68.15	1.273	09:23:26.514	
5 -	1:08.241	35.024	1:43.265 (1)	68.99		09:25:09.779	
6 -	1:08.714	34.813	1:43.527 (2)	68.81	0.262	09:26:53.306	
7 -	1:09.372	34.879	1:44.251 (3)	68.34	0.986	09:28:37.557	
8 -	1:06.511	37.815	1:44.326	68.29	1.061	09:30:21.883	

P38 606		Jake ANDERTON (R)		Honda - CurrentElec Limited			
IDEAL LAP TIME : 1:42.971		BEST LAP TIME : 1:43.448		DIFFERENCE : 0.477			
LAP	SECTOR 1	SECTOR 2	LAP TIME	MPH	DIFF	TIME OF DAY	
1 -						09:17:44.461	
2 -	1:21.517	37.900	1:59.417	59.66	15.969	09:19:43.878	
3 -	1:14.895	36.556	1:51.451	63.92	8.003	09:21:35.329	
4 -	1:11.560	35.365	1:46.925	66.63	3.477	09:23:22.254	
5 -	1:09.335	34.837	1:44.172 (3)	68.39	0.724	09:25:06.426	
6 -	1:09.401	34.574	1:43.975 (2)	68.52	0.527	09:26:50.401	
7 -	1:08.397	35.051	1:43.448 (1)	68.87		09:28:33.849	
8 -	1:08.721	IN PIT	1:51.591 P	63.84	8.143	09:30:25.440	

P39 747		Allan CLARK		Kawasaki - A Clark & Sons Builders			
IDEAL LAP TIME : 1:43.548		BEST LAP TIME : 1:44.554		DIFFERENCE : 1.006			
LAP	SECTOR 1	SECTOR 2	LAP TIME	MPH	DIFF	TIME OF DAY	
1 -						09:17:49.943	
2 -	1:19.196	39.168	1:58.364	60.19	13.810	09:19:48.307	
3 -	1:14.359	35.979	1:50.338	64.57	5.784	09:21:38.645	
4 -	1:10.495	35.795	1:46.290	67.03	1.736	09:23:24.935	
5 -	1:09.419	36.193	1:45.612	67.46	1.058	09:25:10.547	
6 -	1:08.990	35.786	1:44.776 (2)	67.99	0.222	09:26:55.323	
7 -	1:08.714	35.840	1:44.554 (1)	68.14		09:28:39.877	
8 -	1:07.762	37.265	1:45.027 (3)	67.83	0.473	09:30:24.904	

P40 373		Robert PRICE (R)		Suzuki -			
IDEAL LAP TIME : 1:43.332		BEST LAP TIME : 1:45.327		DIFFERENCE : 1.995			
LAP	SECTOR 1	SECTOR 2	LAP TIME	MPH	DIFF	TIME OF DAY	
1 -						09:17:47.472	
2 -	1:18.893	38.645	1:57.538	60.61	12.211	09:19:45.010	
3 -	1:10.736	37.193	1:47.929	66.01	2.602	09:21:32.939	
4 -	1:10.771	36.130	1:46.901	66.64	1.574	09:23:19.840	
5 -	1:09.883	36.031	1:45.914 (2)	67.26	0.587	09:25:05.754	
6 -	1:12.076	35.064	1:47.140	66.49	1.813	09:26:52.894	
7 -	1:09.573	35.754	1:45.327 (1)	67.64		09:28:38.221	
8 -	1:08.268	38.591	1:46.859 (3)	66.67	1.532	09:30:25.080	

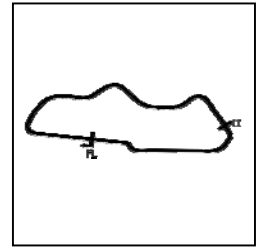
Weather / Track : Cloudy / Damp

Donington Park National
Circuit Length = 1.9790 miles
Start: 09:17 Flag 09:30 End: 09:32

BMCRC - MRO Championships 2019 - Rnd 4 @ Donington Park

BMCRC Thunderbike Sport

FREE PRACTICE - SECTOR ANALYSIS



SECTOR 1 = FL to I1, SECTOR 2 = I1 to FL, DIFF = Difference To Personal Best Lap, P = Crossed Finish Line in Pit Lane, D = Time Disallowed

P41 24		Harley GODZISZ		Honda - HRG Performance			
IDEAL LAP TIME : 1:46.785		BEST LAP TIME : 1:47.225		DIFFERENCE : 0.440			
LAP	SECTOR 1	SECTOR 2	LAP TIME	MPH	DIFF	TIME OF DAY	
1 -		IN PIT				P	09:20:16.921
2 -	OUTLAP	40.604	2:24.211	49.40	36.986		09:22:41.132
3 -	1:16.884	37.984	1:54.868	62.02	7.643		09:24:36.000
4 -	1:14.931	35.702	1:50.633 (3)	64.39	3.408		09:26:26.633
5 -	1:11.083	36.142	1:47.225 (1)	66.44			09:28:13.858
6 -	1:11.398	36.051	1:47.449 (2)	66.30	0.224		09:30:01.307
7 -	1:13.415	IN PIT	1:57.300 P	60.73	10.075		09:31:58.607

P42 52		Gary JARMAN		Kawasaki - G & S Motorcycle tyres			
IDEAL LAP TIME : 1:46.519		BEST LAP TIME : 1:47.359		DIFFERENCE : 0.840			
LAP	SECTOR 1	SECTOR 2	LAP TIME	MPH	DIFF	TIME OF DAY	
1 -							09:17:53.604
2 -	1:20.804	40.001	2:00.805 (3)	58.97	13.446		09:19:54.409
3 -	1:15.105	37.252	1:52.357 (2)	63.41	4.998		09:21:46.766
4 -	1:10.376	36.983	1:47.359 (1)	66.36			09:23:34.125
5 -	1:09.536	IN PIT	2:00.020 P	59.36	12.661		09:25:34.145

Weather / Track : Cloudy / Damp

BMCRC - MRO Championships 2019 - Rnd 4 @ Donington Park

BMCRC Thunderbike Sport

FREE PRACTICE - BEST SECTORS

SECTOR 1			SECTOR 2			IDEAL / BEST COMPARISON						
POS	NO	NAME	TIME	NO	NAME	TIME	POS	NO	NAME	IDEAL	BEST	DIFF
									PERFECT LAP	1:28.074		
1	9	TAYLOR	58.420	74	SINGLETON	29.654	1	74	SINGLETON	1:28.770	1:29.553	0.783
2	135	INGHAM	58.514	47	WATSON	30.212	2	9	TAYLOR	1:29.201	1:29.201	0.000
3	13	GREEN	58.708	666	BEASLEY	30.337	3	47	WATSON	1:29.241	1:29.788	0.547
4	47	WATSON	59.029	9	TAYLOR	30.781	4	135	INGHAM	1:29.554	1:30.418	0.864
5	74	SINGLETON	59.116	90	WATSON	30.865	5	13	GREEN	1:29.985	1:30.150	0.165
6	666	BEASLEY	1:00.090	135	INGHAM	31.040	6	666	BEASLEY	1:30.427	1:30.427	0.000
7	90	WATSON	1:00.134	13	GREEN	31.277	7	90	WATSON	1:30.999	1:31.253	0.254
8	51	BEESLEY	1:00.772	51	BEESLEY	31.714	8	51	BEESLEY	1:32.486	1:32.486	0.000
9	54	JAMISON	1:01.319	888	CARSON	31.722	9	888	CARSON	1:33.449	1:33.449	0.000
10	888	CARSON	1:01.727	181	FRANKLIN	31.810	10	85	KITE	1:33.906	1:33.906	0.000
11	85	KITE	1:01.783	22	MAY	31.853	11	54	JAMISON	1:34.028	1:34.048	0.020
12	0	STANLEY	1:02.058	191	SEATH	31.935	12	191	SEATH	1:34.297	1:34.297	0.000
13	191	SEATH	1:02.362	85	KITE	32.123	13	0	STANLEY	1:34.462	1:34.555	0.093
14	17	DOWNES (R)	1:02.767	17	DOWNES (R)	32.170	14	17	DOWNES (R)	1:34.937	1:34.937	0.000
15	84	BRANCO	1:02.964	84	BRANCO	32.301	15	84	BRANCO	1:35.265	1:35.265	0.000
16	171	CLUNE	1:03.239	0	STANLEY	32.404	16	22	MAY	1:35.840	1:36.698	0.858
17	117	HARRIS	1:03.604	117	HARRIS	32.495	17	117	HARRIS	1:36.099	1:36.452	0.353
18	101	TRIPP (R)	1:03.739	54	JAMISON	32.709	18	171	CLUNE	1:36.311	1:36.453	0.142
19	100	HOWTON	1:03.953	101	TRIPP (R)	32.877	19	181	FRANKLIN	1:36.391	1:36.391	0.000
20	22	MAY	1:03.987	100	HOWTON	32.962	20	101	TRIPP (R)	1:36.616	1:37.014	0.398
21	133	CONNELL (R)	1:04.247	171	CLUNE	33.072	21	100	HOWTON	1:36.915	1:37.911	0.996
22	181	FRANKLIN	1:04.581	44	ROBINSON (R)	33.507	22	133	CONNELL (R)	1:37.775	1:38.805	1.030
23	81	MAY	1:05.058	133	CONNELL (R)	33.528	23	63	SMULOVIC	1:39.202	1:40.072	0.870
24	63	SMULOVIC	1:05.270	624	FEDRICK (R)	33.567	24	81	MAY	1:39.572	1:41.033	1.461
25	56	SOILLEUX	1:06.059	56	SOILLEUX	33.671	25	56	SOILLEUX	1:39.730	1:39.873	0.143
26	187	TREVEIL (R)	1:06.124	63	SMULOVIC	33.932	26	624	FEDRICK (R)	1:39.882	1:39.882	0.000
27	624	FEDRICK (R)	1:06.315	103	BANWELL (R)	34.068	27	44	ROBINSON (R)	1:40.189	1:41.096	0.907
28	961	SIM	1:06.444	66	SMITH	34.181	28	187	TREVEIL (R)	1:40.339	1:40.339	0.000
29	66	SMITH	1:06.511	187	TREVEIL (R)	34.215	29	961	SIM	1:40.690	1:41.565	0.875
30	44	ROBINSON (R)	1:06.682	961	SIM	34.246	30	66	SMITH	1:40.692	1:43.265	2.573
31	103	BANWELL (R)	1:07.343	81	MAY	34.514	31	103	BANWELL (R)	1:41.411	1:41.411	0.000
32	37	WOODS	1:07.348	48	WALLIS	34.520	32	37	WOODS	1:42.066	1:42.066	0.000
33	48	WALLIS	1:07.661	606	ANDERTON (R)	34.574	33	48	WALLIS	1:42.181	1:42.553	0.372
34	747	CLARK	1:07.762	37	WOODS	34.718	34	606	ANDERTON (R)	1:42.971	1:43.448	0.477
35	373	PRICE (R)	1:08.268	373	PRICE (R)	35.064	35	373	PRICE (R)	1:43.332	1:45.327	1.995
36	606	ANDERTON (R)	1:08.397	24	GODZISZ	35.702	36	747	CLARK	1:43.548	1:44.554	1.006
37	52	JARMAN	1:09.536	747	CLARK	35.786	37	52	JARMAN	1:46.519	1:47.359	0.840
38	24	GODZISZ	1:11.083	52	JARMAN	36.983	38	24	GODZISZ	1:46.785	1:47.225	0.440
39							39	33	PARAPANOS (R)		1:41.349	
40							40	19	LILLEY		1:33.343	
41							41	27	GILES		1:41.972	
42							42	92	GROVE		1:37.927	

Weather / Track : Cloudy / Damp

Donington Park National
Circuit Length = 1.9790 miles
Start: 09:17 Flag 09:30 End: 09:32

Results can be found at www.tsl-timing.com

Printed - 09:38 Saturday, 18 May 2019

BMCRC - MRO Championships 2019 - Rnd 4 @ Donington Park

BMCRC Thunderbike Sport

QUALIFYING - CLASSIFICATION - AMENDED

POS	NO	CL	PIC NAME	ENTRY	TIME	ON	LAPS	GAP	DIFF	MPH
1	74	X	1 Daniel SINGLETON	Honda - Bambino Developments Racing	1:14.739	6	8			95.32
2	9	Y	1 Mark TAYLOR	Suzuki - SDC Performance	1:18.239	5	7	3.500	3.500	91.06
3	47	X	2 Thomas WATSON	Yamaha - Motorsportdays.com TEA Time Racing	1:18.450	9	10	3.711	0.211	90.81
4	54	Y	2 Adam JAMISON	Yamaha - AJ Racing	1:19.554	5	6	4.815	1.104	89.55
5	19	X	3 Kevin LILLEY	Suzuki - Vanson Leathers	1:19.883	9	10	5.144	0.329	89.18
6	961	Y	3 Jack SIM	Yamaha -	1:19.913	10	10	5.174	0.030	89.15
7	135	X	4 Daniel INGHAM	Suzuki - Derek Jones Butchers	1:19.943	5	10	5.204	0.030	89.12
8	888	Y	4 David CARSON	Kawasaki - www.TwoDavesRacing.com	1:19.975	7	9	5.236	0.032	89.08
9	17	Y	5 Tommy DOWNES (R)	Suzuki - Ray Gnarley/ MoreMoto	1:19.980	5	6	5.241	0.005	89.08
10	13	X	5 Wil GREEN	Suzuki - Faith Fueled Racing	1:20.363	10	10	5.624	0.383	88.65
11	100	Y	6 Craig HOWTON	Honda - Me	1:20.421	7	10	5.682	0.058	88.59
12	191	X	6 James SEATH	Kawasaki - Ovenden Earthmoving	1:20.430	8	10	5.691	0.009	88.58
13	81	Y	7 Malvern MAY	Honda -	1:20.442	7	10	5.703	0.012	88.56
14	90	X	7 Edward WATSON	Yamaha - Motorsportdays.com TEA Time Racing	1:20.551	8	10	5.812	0.109	88.44
15	48	Y	8 Shaun WALLIS	Yamaha - Watling Tyres	1:20.766	9	10	6.027	0.215	88.21
16	104	Y	9 Alex ROBINSON (R)	Honda - Boa	1:21.387	9	10	6.648	0.621	87.54
17	73	X	8 Vincent LEWIN	Suzuki - VINITWINRACING.CO.UK	1:21.915	10	10	7.176	0.528	86.97
18	34	Y	10 Dan THOMAS (R)	Suzuki -	1:22.138	8	9	7.399	0.223	86.73
19	57	Y	11 Paul FISHER	Kawasaki -	1:22.152	6	10	7.413	0.014	86.72
20	84	X	9 Ricardo BRANCO	Yamaha - IMP Racing	1:22.195	7	8	7.456	0.043	86.67
21	85	Y	12 Andrew KITE	Ducati - Red Rebel Racing	1:22.305	8	9	7.566	0.110	86.56
22	51	X	10 Paul BEESLEY	Yamaha -	1:22.483	10	10	7.744	0.178	86.37
23	92	Y	13 Duncan GROVE	Yamaha -	1:23.773	9	9	9.034	1.290	85.04
24	0	X	11 Luke STANLEY	Suzuki - Urban Race Tribe	1:23.874	7	8	9.135	0.101	84.94
25	133	Y	14 Declan CONNELL (R)	Kawasaki - Haynes energy services	1:24.000	9	9	9.261	0.126	84.81
26	66	Y	15 Mark SMITH	Yamaha - MHP EXHAUST S	1:24.851	9	9	10.112	0.851	83.96
27	152	X	12 Jason ALLEN	Suzuki -	1:24.904	4	8	10.165	0.053	83.91
28	63	Y	16 Steve SMULOVIC	Suzuki - SFC Racing	1:25.360	9	9	10.621	0.456	83.46
29	56	X	13 Jason SOILLEUX	Ducati -	1:25.791	7	8	11.052	0.431	83.04
30	27	X	14 Chris GILES	Suzuki - Flying colours Motorcycle training	1:25.944	4	4	11.205	0.153	82.89
31	187	Y	17 David TREVEIL (R)	Yamaha -	1:25.963	4	6	11.224	0.019	82.88
32	37	X	15 Ricky WOODS	Suzuki - T & S Vehicle Repairs	1:26.384	8	9	11.645	0.421	82.47
33	44	Y	18 James ROBINSON (R)	Honda - CurrentElec	1:26.402	8	9	11.663	0.018	82.45
34	117	X	16 Jordan HARRIS	Suzuki - Steve Jordan Motorcycles	1:26.469	8	9	11.730	0.067	82.39
35	52	X	17 Gary JARMAN	Kawasaki - G & S Motorcycle tyres	1:26.470	7	8	11.731	0.001	82.39
36	143	X	18 Robert DAVIE	Suzuki -	1:26.648	9	9	11.909	0.178	82.22
37	101	Y	19 Glen TRIPP (R)	Honda - yaki too racing	1:26.813	9	9	12.074	0.165	82.06
38	624	Y	20 Matthew FEDRICK (R)	Yamaha - Matthew Fedrick farriers ltd	1:27.218	8	9	12.479	0.405	81.68
39	181	X	19 Robert FRANKLIN	Suzuki - RCF GARDENS	1:27.272	4	4	12.533	0.054	81.63
40	33	Y	21 Peter PARAPANOS (R)	Honda -	1:28.865	6	9	14.126	1.593	80.17
41	22	X	20 Matthew MAY	Honda - Tliehurst Glass Racing	1:29.412	8	9	14.673	0.547	79.68
42	747	X	21 Allan CLARK	Kawasaki - A Clark & Sons Builders	1:29.483	3	5	14.744	0.071	79.62
43	24	X	22 Harley GODZISZ	Honda - HRG Performance	1:30.333	6	9	15.594	0.850	78.87
44	606	Y	22 Jake ANDERTON (R)	Honda - CurrentElec Limited	1:30.409	6	9	15.670	0.076	78.80
45	373	Y	23 Robert PRICE (R)	Suzuki -	1:30.496	3	4	15.757	0.087	78.72
46	103	Y	24 Tim BANWELL (R)	Yamaha -			2			

Donington Park National
Circuit Length = 1.9790 miles
Start: 11:51 Flag 12:03 End: 12:05

Weather / Track : Bright / Dry

These results are provisional until the conclusion of any judicial and technical matters.

Clerk Of Course :	Timekeeper :
-------------------	--------------

Results can be found at www.tsl-timing.com

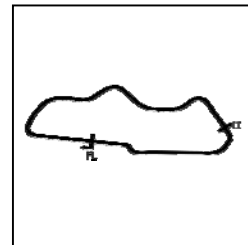
Printed - 12:48 Saturday, 18 May 2019



BMCRC - MRO Championships 2019 - Rnd 4 @ Donington Park

BMCRC Thunderbike Sport

QUALIFYING - SECTOR ANALYSIS



SECTOR 1 = FL to I1, SECTOR 2 = I1 to FL, DIFF = Difference To Personal Best Lap, P = Crossed Finish Line in Pit Lane, D = Time Disallowed

P1 74 X Daniel SINGLETON		Honda - Bambino Developments Racing				
IDEAL LAP TIME : 1:14.411		BEST LAP TIME : 1:14.739		DIFFERENCE : 0.328		
LAP	SECTOR 1	SECTOR 2	LAP TIME	MPH	DIFF	TIME OF DAY
1 -		IN PIT				11:53:52.294
2 -	OUTLAP	26.738	1:37.111	73.36	22.372	11:55:29.405
3 -	50.668	26.735	1:17.403 (3)	92.04	2.664	11:56:46.808
4 -	51.152	27.782	1:18.934	90.26	4.195	11:58:05.742
5 -	50.958	26.652	1:17.610	91.80	2.871	11:59:23.352
6 -	48.265	26.474	1:14.739 (1)	95.32		12:00:38.091
7 -	48.683	26.146	1:14.829 (2)	95.21	0.090	12:01:52.920
8 -	51.682	IN PIT	1:25.884 P	82.95	11.145	12:03:18.804

P2 9 Y Mark TAYLOR		Suzuki - SDC Performance				
IDEAL LAP TIME : 1:18.015		BEST LAP TIME : 1:18.239		DIFFERENCE : 0.224		
LAP	SECTOR 1	SECTOR 2	LAP TIME	MPH	DIFF	TIME OF DAY
1 -	OUTLAP	28.103				11:55:17.151
2 -	51.486	29.073	1:20.559	88.44	2.320	11:56:37.710
3 -	54.686	29.000	1:23.686	85.13	5.447	11:58:01.396
4 -	52.042	27.764	1:19.806 (3)	89.27	1.567	11:59:21.202
5 -	50.251	27.988	1:18.239 (1)	91.06		12:00:39.441
6 -	50.691	27.781	1:18.472 (2)	90.79	0.233	12:01:57.913
7 -	51.189	IN PIT	1:23.983 P	84.83	5.744	12:03:21.896

P3 47 X Thomas WATSON		Yamaha - Motorsportdays.com TEA Time Racing				
IDEAL LAP TIME : 1:17.957		BEST LAP TIME : 1:18.450		DIFFERENCE : 0.493		
LAP	SECTOR 1	SECTOR 2	LAP TIME	MPH	DIFF	TIME OF DAY
1 -						11:51:46.837
2 -	56.222	28.532	1:24.754	84.06	6.304	11:53:11.591
3 -	51.967	28.197	1:20.164	88.87	1.714	11:54:31.755
4 -	51.383	28.030	1:19.413 (3)	89.71	0.963	11:55:51.168
5 -	51.228	27.465	1:18.693 (2)	90.53	0.243	11:57:09.861
6 -	51.030	28.667	1:19.697	89.39	1.247	11:58:29.558
7 -	51.579	28.047	1:19.626	89.47	1.176	11:59:49.184
8 -	55.431	28.581	1:24.012	84.80	5.562	12:01:13.196
9 -	50.702	27.748	1:18.450 (1)	90.81		12:02:31.646
10 -	52.314	27.255	1:19.569	89.54	1.119	12:03:51.215

P4 54 Y Adam JAMISON		Yamaha - AJ Racing				
IDEAL LAP TIME : 1:19.292		BEST LAP TIME : 1:19.554		DIFFERENCE : 0.262		
LAP	SECTOR 1	SECTOR 2	LAP TIME	MPH	DIFF	TIME OF DAY
1 -						11:51:46.290
2 -	55.694	29.186	1:24.880	83.93	5.326	11:53:11.170
3 -	52.739	28.272	1:21.011	87.94	1.457	11:54:32.181
4 -	52.563	28.125	1:20.688 (3)	88.29	1.134	11:55:52.869
5 -	51.866	27.688	1:19.554 (1)	89.55		11:57:12.423
6 -	51.604	28.137	1:19.741 (2)	89.34	0.187	11:58:32.164

P5 19 X Kevin LILLEY		Suzuki - Vanson Leathers				
IDEAL LAP TIME : 1:19.883		BEST LAP TIME : 1:19.883		DIFFERENCE : 0.000		
LAP	SECTOR 1	SECTOR 2	LAP TIME	MPH	DIFF	TIME OF DAY
1 -						11:52:02.665
2 -	57.058	30.747	1:27.805	81.14	7.922	11:53:30.470
3 -	56.149	28.286	1:24.435	84.38	4.552	11:54:54.905
4 -	52.145	28.518	1:20.663 (3)	88.32	0.780	11:56:15.568
5 -	53.257	28.787	1:22.044	86.83	2.161	11:57:37.612
6 -	52.212	28.345	1:20.557 (2)	88.44	0.674	11:58:58.169
7 -	52.163	28.924	1:21.087	87.86	1.204	12:00:19.256
8 -	52.434	28.521	1:20.955	88.00	1.072	12:01:40.211
9 -	51.686	28.197	1:19.883 (1)	89.18		12:03:00.094

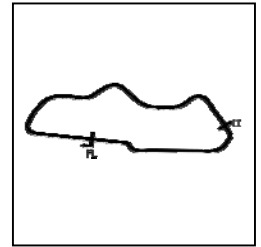
Weather / Track : Bright / Dry

Donington Park National
Circuit Length = 1.9790 miles
Start: 11:51 Flag 12:03 End: 12:05

BMCRC - MRO Championships 2019 - Rnd 4 @ Donington Park

BMCRC Thunderbike Sport

QUALIFYING - SECTOR ANALYSIS



SECTOR 1 = FL to I1, SECTOR 2 = I1 to FL, DIFF = Difference To Personal Best Lap, P = Crossed Finish Line in Pit Lane, D = Time Disallowed

10 - 55.272 29.311 1:24.583 84.23 4.700 12:04:24.677

P6 961 Y Jack SIM		Yamaha -				
IDEAL LAP TIME : 1:19.692		BEST LAP TIME : 1:19.913		DIFFERENCE : 0.221		
LAP	SECTOR 1	SECTOR 2	LAP TIME	MPH	DIFF	TIME OF DAY
1 -						11:51:47.307
2 -	58.660	29.954	1:28.614	80.40	8.701	11:53:15.921
3 -	54.273	28.817	1:23.090	85.74	3.177	11:54:39.011
4 -	53.146	28.288	1:21.434	87.48	1.521	11:56:00.445
5 -	52.205	28.104	1:20.309 (3)	88.71	0.396	11:57:20.754
6 -	51.831	28.235	1:20.066 (2)	88.98	0.153	11:58:40.820
7 -	52.569	27.910	1:20.479	88.52	0.566	12:00:01.299
8 -	52.799	28.349	1:21.148	87.79	1.235	12:01:22.447
9 -	52.414	28.309	1:20.723	88.26	0.810	12:02:43.170
10 -	52.052	27.861	1:19.913 (1)	89.15		12:04:03.083

P7 135 X Daniel INGHAM		Suzuki - Derek Jones Butchers				
IDEAL LAP TIME : 1:19.729		BEST LAP TIME : 1:19.943		DIFFERENCE : 0.214		
LAP	SECTOR 1	SECTOR 2	LAP TIME	MPH	DIFF	TIME OF DAY
1 -						11:51:45.412
2 -	56.682	29.952	1:26.634	82.23	6.691	11:53:12.046
3 -	52.660	29.094	1:21.754	87.14	1.811	11:54:33.800
4 -	51.692	28.502	1:20.194 (2)	88.84	0.251	11:55:53.994
5 -	51.906	28.037	1:19.943 (1)	89.12		11:57:13.937
6 -	51.833	30.120	1:21.953	86.93	2.010	11:58:35.890
7 -	54.300	28.539	1:22.839	86.00	2.896	11:59:58.729
8 -	54.757	28.153	1:22.910	85.93	2.967	12:01:21.639
9 -	52.705	28.720	1:21.425	87.49	1.482	12:02:43.064
10 -	52.603	28.158	1:20.761 (3)	88.21	0.818	12:04:03.825

P8 888 Y David CARSON		Kawasaki - www.TwoDavesRacing.com				
IDEAL LAP TIME : 1:19.871		BEST LAP TIME : 1:19.975		DIFFERENCE : 0.104		
LAP	SECTOR 1	SECTOR 2	LAP TIME	MPH	DIFF	TIME OF DAY
1 -		IN PIT				11:53:05.190
2 -	OUTLAP	32.142	1:58.717	60.01	38.742	11:55:03.907
3 -	56.201	30.125	1:26.326	82.53	6.351	11:56:30.233
4 -	53.499	28.540	1:22.039	86.84	2.064	11:57:52.272
5 -	52.991	28.733	1:21.724	87.17	1.749	11:59:13.996
6 -	52.395	28.451	1:20.846 (3)	88.12	0.871	12:00:34.842
7 -	51.661	28.314	1:19.975 (1)	89.08		12:01:54.817
8 -	51.784	28.210	1:19.994 (2)	89.06	0.019	12:03:14.811
9 -	56.220	29.161	1:25.381	83.44	5.406	12:04:40.192

P9 17 Y Tommy DOWNES (R)		Suzuki - Ray Gnarley/ MoreMoto				
IDEAL LAP TIME : 1:19.980		BEST LAP TIME : 1:19.980		DIFFERENCE : 0.000		
LAP	SECTOR 1	SECTOR 2	LAP TIME	MPH	DIFF	TIME OF DAY
1 -						11:51:48.075
2 -	55.950	28.674	1:24.624	84.19	4.644	11:53:12.699
3 -	52.368	28.658	1:21.026 (3)	87.93	1.046	11:54:33.725
4 -	52.090	28.545	1:20.635 (2)	88.35	0.655	11:55:54.360
5 -	51.955	28.025	1:19.980 (1)	89.08		11:57:14.340
6 -	53.652	34.333	1:27.985	80.97	8.005	11:58:42.325

P10 13 X Wil GREEN		Suzuki - Faith Fueled Racing				
IDEAL LAP TIME : 1:20.363		BEST LAP TIME : 1:20.363		DIFFERENCE : 0.000		
LAP	SECTOR 1	SECTOR 2	LAP TIME	MPH	DIFF	TIME OF DAY
1 -						11:51:48.053
2 -	55.288	29.952	1:25.240	83.58	4.877	11:53:13.293
3 -	52.970	28.542	1:21.512	87.40	1.149	11:54:34.805

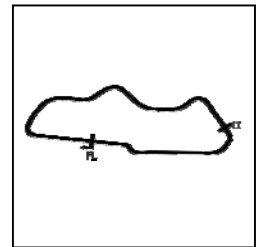
Weather / Track : Bright / Dry

Donington Park National
Circuit Length = 1.9790 miles
Start: 11:51 Flag 12:03 End: 12:05

BMCRC - MRO Championships 2019 - Rnd 4 @ Donington Park

BMCRC Thunderbike Sport

QUALIFYING - SECTOR ANALYSIS



SECTOR 1 = FL to I1, SECTOR 2 = I1 to FL, DIFF = Difference To Personal Best Lap, P = Crossed Finish Line in Pit Lane, D = Time Disallowed

4 -	54.527	28.544	1:23.071	85.76	2.708	11:55:57.876
5 -	52.485	28.375	1:20.860	88.11	0.497	11:57:18.736
6 -	52.160	28.662	1:20.822 (2)	88.15	0.459	11:58:39.558
7 -	53.348	29.178	1:22.526	86.33	2.163	12:00:02.084
8 -	53.054	29.305	1:22.359	86.50	1.996	12:01:24.443
9 -	52.504	28.328	1:20.832 (3)	88.14	0.469	12:02:45.275
10 -	52.120	28.243	1:20.363 (1)	88.65		12:04:05.638

P11 100 Y	Craig HOWTON		Honda - Me			
IDEAL LAP TIME : 1:20.415	BEST LAP TIME : 1:20.421		DIFFERENCE : 0.006			
LAP	SECTOR 1	SECTOR 2	LAP TIME	MPH	DIFF	TIME OF DAY
1 -						11:51:49.326
2 -	59.846	29.914	1:29.760	79.37	9.339	11:53:19.086
3 -	55.604	28.482	1:24.086	84.73	3.665	11:54:43.172
4 -	55.598	28.185	1:23.783	85.03	3.362	11:56:06.955
5 -	53.653	28.284	1:21.937	86.95	1.516	11:57:28.892
6 -	53.608	28.315	1:21.923	86.96	1.502	11:58:50.815
7 -	52.818	27.603	1:20.421 (1)	88.59		12:00:11.236
8 -	53.360	27.904	1:21.264 (3)	87.67	0.843	12:01:32.500
9 -	53.244	27.597	1:20.841 (2)	88.13	0.420	12:02:53.341
10 -	54.611	28.779	1:23.390	85.43	2.969	12:04:16.731

P12 191 X	James SEATH		Kawasaki - Ovenden Earthmoving			
IDEAL LAP TIME : 1:20.430	BEST LAP TIME : 1:20.430		DIFFERENCE : 0.000			
LAP	SECTOR 1	SECTOR 2	LAP TIME	MPH	DIFF	TIME OF DAY
1 -						11:51:49.060
2 -	1:03.441	30.201	1:33.642	76.08	13.212	11:53:22.702
3 -	56.181	28.585	1:24.766	84.05	4.336	11:54:47.468
4 -	55.206	28.684	1:23.890	84.92	3.460	11:56:11.358
5 -	53.052	28.136	1:21.188 (2)	87.75	0.758	11:57:32.546
6 -	53.478	28.108	1:21.586	87.32	1.156	11:58:54.132
7 -	52.720	28.500	1:21.220 (3)	87.72	0.790	12:00:15.352
8 -	52.599	27.831	1:20.430 (1)	88.58		12:01:35.782
9 -	53.681	28.101	1:21.782	87.11	1.352	12:02:57.564
10 -	57.937	29.265	1:27.202	81.70	6.772	12:04:24.766

P13 81 Y	Malvern MAY		Honda -			
IDEAL LAP TIME : 1:20.096	BEST LAP TIME : 1:20.442		DIFFERENCE : 0.346			
LAP	SECTOR 1	SECTOR 2	LAP TIME	MPH	DIFF	TIME OF DAY
1 -						11:51:49.896
2 -	59.815	30.569	1:30.384	78.82	9.942	11:53:20.280
3 -	54.937	28.956	1:23.893	84.92	3.451	11:54:44.173
4 -	56.373	28.019	1:24.392	84.42	3.950	11:56:08.565
5 -	52.868	28.616	1:21.484 (2)	87.43	1.042	11:57:30.049
6 -	55.042	28.266	1:23.308	85.52	2.866	11:58:53.357
7 -	52.077	28.365	1:20.442 (1)	88.56		12:00:13.799
8 -	53.592	28.037	1:21.629	87.28	1.187	12:01:35.428
9 -	53.388	28.214	1:21.602 (3)	87.30	1.160	12:02:57.030
10 -	57.858	28.557	1:26.415	82.44	5.973	12:04:23.445

P14 90 X	Edward WATSON		Yamaha - Motorsportdays.com TEA Time Racing			
IDEAL LAP TIME : 1:20.219	BEST LAP TIME : 1:20.551		DIFFERENCE : 0.332			
LAP	SECTOR 1	SECTOR 2	LAP TIME	MPH	DIFF	TIME OF DAY
1 -						11:51:50.919
2 -	1:00.022	30.243	1:30.265	78.93	9.714	11:53:21.184
3 -	54.490	28.932	1:23.422	85.40	2.871	11:54:44.606
4 -	54.868	28.452	1:23.320	85.50	2.769	11:56:07.926
5 -	52.845	29.019	1:21.864	87.03	1.313	11:57:29.790
6 -	53.228	29.022	1:22.250	86.62	1.699	11:58:52.040
7 -	53.102	28.065	1:21.167 (2)	87.77	0.616	12:00:13.207

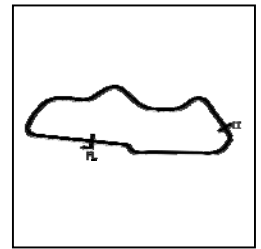
Weather / Track : Bright / Dry

Donington Park National
Circuit Length = 1.9790 miles
Start: 11:51 Flag 12:03 End: 12:05

BMCRC - MRO Championships 2019 - Rnd 4 @ Donington Park

BMCRC Thunderbike Sport

QUALIFYING - SECTOR ANALYSIS



SECTOR 1 = FL to I1, SECTOR 2 = I1 to FL, DIFF = Difference To Personal Best Lap, P = Crossed Finish Line in Pit Lane, D = Time Disallowed

8 -	52.594	27.957	1:20.551 (1)	88.44		12:01:33.758
9 -	52.262	29.147	1:21.409	87.51	0.858	12:02:55.167
10 -	52.544	28.630	1:21.174 (3)	87.77	0.623	12:04:16.341

P15	48 Y	Shaun WALLIS	Yamaha - Watling Tyres			
IDEAL LAP TIME : 1:20.764		BEST LAP TIME : 1:20.766	DIFFERENCE : 0.002			
LAP	SECTOR 1	SECTOR 2	LAP TIME	MPH	DIFF	TIME OF DAY
1 -						11:51:49.876
2 -	59.684	30.599	1:30.283	78.91	9.517	11:53:20.159
3 -	54.711	28.233	1:22.944	85.89	2.178	11:54:43.103
4 -	55.096	27.764	1:22.860	85.98	2.094	11:56:05.963
5 -	53.492	28.853	1:22.345	86.52	1.579	11:57:28.308
6 -	53.571	28.039	1:21.610	87.30	0.844	11:58:49.918
7 -	53.433	27.683	1:21.116 (2)	87.83	0.350	12:00:11.034
8 -	53.275	28.043	1:21.318 (3)	87.61	0.552	12:01:32.352
9 -	53.081	27.685	1:20.766 (1)	88.21		12:02:53.118
10 -	54.243	28.363	1:22.606	86.24	1.840	12:04:15.724

P16	104 Y	Alex ROBINSON (R)	Honda - Boa			
IDEAL LAP TIME : 1:21.127		BEST LAP TIME : 1:21.387	DIFFERENCE : 0.260			
LAP	SECTOR 1	SECTOR 2	LAP TIME	MPH	DIFF	TIME OF DAY
1 -						11:51:46.169
2 -	59.578	30.408	1:29.986	79.17	8.599	11:53:16.155
3 -	56.089	28.767	1:24.856	83.96	3.469	11:54:41.011
4 -	55.266	28.426	1:23.692	85.12	2.305	11:56:04.703
5 -	54.622	28.672	1:23.294	85.53	1.907	11:57:27.997
6 -	53.942	28.946	1:22.888	85.95	1.501	11:58:50.885
7 -	53.745	28.319	1:22.064 (2)	86.81	0.677	12:00:12.949
8 -	54.285	27.940	1:22.225 (3)	86.64	0.838	12:01:35.174
9 -	53.187	28.200	1:21.387 (1)	87.54		12:02:56.561
10 -	54.049	28.762	1:22.811	86.03	1.424	12:04:19.372

P17	73 X	Vincent LEWIN	Suzuki - VINITWINRACING.CO.UK			
IDEAL LAP TIME : 1:21.915		BEST LAP TIME : 1:21.915	DIFFERENCE : 0.000			
LAP	SECTOR 1	SECTOR 2	LAP TIME	MPH	DIFF	TIME OF DAY
1 -						11:51:51.374
2 -	1:00.476	30.315	1:30.791	78.47	8.876	11:53:22.165
3 -	56.138	29.626	1:25.764	83.07	3.849	11:54:47.929
4 -	56.154	29.658	1:25.812	83.02	3.897	11:56:13.741
5 -	56.357	29.378	1:25.735	83.10	3.820	11:57:39.476
6 -	54.506	30.569	1:25.075	83.74	3.160	11:59:04.551
7 -	55.127	28.654	1:23.781	85.03	1.866	12:00:28.332
8 -	54.842	28.473	1:23.315 (3)	85.51	1.400	12:01:51.647
9 -	54.063	28.537	1:22.600 (2)	86.25	0.685	12:03:14.247
10 -	53.642	28.273	1:21.915 (1)	86.97		12:04:36.162

P18	34 Y	Dan THOMAS (R)	Suzuki -			
IDEAL LAP TIME : 1:22.138		BEST LAP TIME : 1:22.138	DIFFERENCE : 0.000			
LAP	SECTOR 1	SECTOR 2	LAP TIME	MPH	DIFF	TIME OF DAY
1 -						11:51:57.925
2 -	1:01.176	33.366	1:34.542	75.35	12.404	11:53:32.467
3 -	1:03.301	31.639	1:34.940	75.04	12.802	11:55:07.407
4 -	59.497	29.782	1:29.279	79.80	7.141	11:56:36.686
5 -	55.773	39.281	1:35.054	74.95	12.916	11:58:11.740
6 -	54.475	29.417	1:23.892 (2)	84.92	1.754	11:59:35.632
7 -	55.552	30.246	1:25.798	83.03	3.660	12:01:01.430
8 -	53.527	28.611	1:22.138 (1)	86.73		12:02:23.568
9 -	55.859	29.803	1:25.662 (3)	83.17	3.524	12:03:49.230

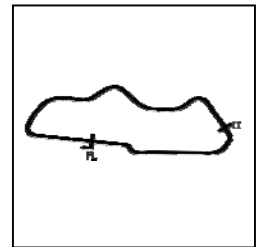
Weather / Track : Bright / Dry

Donington Park National
Circuit Length = 1.9790 miles
Start: 11:51 Flag 12:03 End: 12:05

BMCRC - MRO Championships 2019 - Rnd 4 @ Donington Park

BMCRC Thunderbike Sport

QUALIFYING - SECTOR ANALYSIS



SECTOR 1 = FL to I1, SECTOR 2 = I1 to FL, DIFF = Difference To Personal Best Lap, P = Crossed Finish Line in Pit Lane, D = Time Disallowed

P19 57 Y Paul FISHER		Kawasaki -				
IDEAL LAP TIME : 1:21.379		BEST LAP TIME : 1:22.152		DIFFERENCE : 0.773		
LAP	SECTOR 1	SECTOR 2	LAP TIME	MPH	DIFF	TIME OF DAY
1 -						11:52:11.401
2 -	58.458	31.710	1:30.168	79.01	8.016	11:53:41.569
3 -	55.159	29.711	1:24.870	83.94	2.718	11:55:06.439
4 -	55.156	29.199	1:24.355	84.46	2.203	11:56:30.794
5 -	55.341	28.681	1:24.022	84.79	1.870	11:57:54.816
6 -	53.279	28.873	1:22.152 (1)	86.72		11:59:16.968
7 -	53.096	29.189	1:22.285 (3)	86.58	0.133	12:00:39.253
8 -	52.698	29.458	1:22.156 (2)	86.72	0.004	12:02:01.409
9 -	53.410	29.277	1:22.687	86.16	0.535	12:03:24.096
10 -	55.070	29.640	1:24.710	84.10	2.558	12:04:48.806

P20 84 X Ricardo BRANCO		Yamaha - IMP Racing				
IDEAL LAP TIME : 1:22.195		BEST LAP TIME : 1:22.195		DIFFERENCE : 0.000		
LAP	SECTOR 1	SECTOR 2	LAP TIME	MPH	DIFF	TIME OF DAY
1 -		IN PIT			P	11:53:37.031
2 -	OUTLAP	30.047	1:43.557	68.79	21.362	11:55:20.588
3 -	56.605	28.452	1:25.057 (3)	83.76	2.862	11:56:45.645
4 -	55.985	29.940	1:25.925	82.91	3.730	11:58:11.570
5 -	54.193	29.025	1:23.218 (2)	85.61	1.023	11:59:34.788
6 -	56.009	29.667	1:25.676	83.15	3.481	12:01:00.464
7 -	54.011	28.184	1:22.195 (1)	86.67		12:02:22.659
8 -	56.642	29.341	1:25.983	82.86	3.788	12:03:48.642

P21 85 Y Andrew KITE		Ducati - Red Rebel Racing				
IDEAL LAP TIME : 1:22.305		BEST LAP TIME : 1:22.305		DIFFERENCE : 0.000		
LAP	SECTOR 1	SECTOR 2	LAP TIME	MPH	DIFF	TIME OF DAY
1 -						11:52:02.409
2 -	1:01.077	31.387	1:32.464	77.05	10.159	11:53:34.873
3 -	59.916	31.327	1:31.243	78.08	8.938	11:55:06.116
4 -	58.480	29.615	1:28.095	80.87	5.790	11:56:34.211
5 -	58.595	37.158	1:35.753	74.40	13.448	11:58:09.964
6 -	55.546	29.062	1:24.608 (3)	84.20	2.303	11:59:34.572
7 -	56.036	29.531	1:25.567	83.26	3.262	12:01:00.139
8 -	53.913	28.392	1:22.305 (1)	86.56		12:02:22.444
9 -	54.946	28.798	1:23.744 (2)	85.07	1.439	12:03:46.188

P22 51 X Paul BEESLEY		Yamaha -				
IDEAL LAP TIME : 1:22.483		BEST LAP TIME : 1:22.483		DIFFERENCE : 0.000		
LAP	SECTOR 1	SECTOR 2	LAP TIME	MPH	DIFF	TIME OF DAY
1 -						11:51:49.948
2 -	1:00.588	30.128	1:30.716	78.53	8.233	11:53:20.664
3 -	56.518	29.150	1:25.668	83.16	3.185	11:54:46.332
4 -	55.877	29.576	1:25.453	83.37	2.970	11:56:11.785
5 -	54.835	29.092	1:23.927 (3)	84.89	1.444	11:57:35.712
6 -	54.920	29.508	1:24.428	84.38	1.945	11:59:00.140
7 -	54.618	29.368	1:23.986	84.83	1.503	12:00:24.126
8 -	55.139	29.322	1:24.461	84.35	1.978	12:01:48.587
9 -	54.277	29.422	1:23.699 (2)	85.12	1.216	12:03:12.286
10 -	53.780	28.703	1:22.483 (1)	86.37		12:04:34.769

P23 92 Y Duncan GROVE		Yamaha -				
IDEAL LAP TIME : 1:23.412		BEST LAP TIME : 1:23.773		DIFFERENCE : 0.361		
LAP	SECTOR 1	SECTOR 2	LAP TIME	MPH	DIFF	TIME OF DAY
1 -						11:51:54.950
2 -	1:02.744	30.958	1:33.702	76.03	9.929	11:53:28.652
3 -	1:00.732	29.980	1:30.712	78.54	6.939	11:54:59.364

Weather / Track : Bright / Dry

Donington Park National
Circuit Length = 1.9790 miles
Start: 11:51 Flag 12:03 End: 12:05

BMCRC - MRO Championships 2019 - Rnd 4 @ Donington Park

BMCRC Thunderbike Sport

QUALIFYING - SECTOR ANALYSIS



SECTOR 1 = FL to I1, SECTOR 2 = I1 to FL, DIFF = Difference To Personal Best Lap, P = Crossed Finish Line in Pit Lane, D = Time Disallowed

4 -	55.814	29.616	1:25.430	83.39	1.657	11:56:24.794
5 -	55.446	29.377	1:24.823 (3)	83.99	1.050	11:57:49.617
6 -	55.346	29.694	1:25.040	83.77	1.267	11:59:14.657
7 -	55.462	30.653	1:26.115	82.73	2.342	12:00:40.772
8 -	55.257	29.043	1:24.300 (2)	84.51	0.527	12:02:05.072
9 -	54.369	29.404	1:23.773 (1)	85.04		12:03:28.845

P24 0 X Luke STANLEY		Suzuki - Urban Race Tribe				
IDEAL LAP TIME : 1:23.874		BEST LAP TIME : 1:23.874		DIFFERENCE : 0.000		
LAP	SECTOR 1	SECTOR 2	LAP TIME	MPH	DIFF	TIME OF DAY
1 -		IN PIT			P	11:54:29.844
2 -	OUTLAP	31.127	1:42.733	69.35	18.859	11:56:12.577
3 -	56.776	29.787	1:26.563	82.30	2.689	11:57:39.140
4 -	55.229	30.234	1:25.463	83.36	1.589	11:59:04.603
5 -	55.449	30.234	1:25.683	83.15	1.809	12:00:30.286
6 -	54.765	29.585	1:24.350 (2)	84.46	0.476	12:01:54.636
7 -	54.606	29.268	1:23.874 (1)	84.94		12:03:18.510
8 -	54.778	29.743	1:24.521 (3)	84.29	0.647	12:04:43.031

P25 133 Y Declan CONNELL (R)		Kawasaki - Haynes energy services				
IDEAL LAP TIME : 1:24.000		BEST LAP TIME : 1:24.000		DIFFERENCE : 0.000		
LAP	SECTOR 1	SECTOR 2	LAP TIME	MPH	DIFF	TIME OF DAY
1 -						11:52:59.325
2 -	1:02.410	31.892	1:34.302	75.55	10.302	11:54:33.627
3 -	57.424	30.273	1:27.697	81.24	3.697	11:56:01.324
4 -	56.641	30.552	1:27.193	81.71	3.193	11:57:28.517
5 -	56.710	30.153	1:26.863	82.02	2.863	11:58:55.380
6 -	55.990	29.797	1:25.787 (3)	83.05	1.787	12:00:21.167
7 -	55.966	30.058	1:26.024	82.82	2.024	12:01:47.191
8 -	54.885	30.705	1:25.590 (2)	83.24	1.590	12:03:12.781
9 -	54.401	29.599	1:24.000 (1)	84.81		12:04:36.781

P26 66 Y Mark SMITH		Yamaha - MHP EXHAUST'S				
IDEAL LAP TIME : 1:24.619		BEST LAP TIME : 1:24.851		DIFFERENCE : 0.232		
LAP	SECTOR 1	SECTOR 2	LAP TIME	MPH	DIFF	TIME OF DAY
1 -						11:51:53.187
2 -	1:04.684	32.207	1:36.891	73.53	12.040	11:53:30.078
3 -	1:00.285	31.419	1:31.704	77.69	6.853	11:55:01.782
4 -	58.527	30.347	1:28.874	80.16	4.023	11:56:30.656
5 -	58.246	30.061	1:28.307	80.68	3.456	11:57:58.963
6 -	57.747	30.312	1:28.059	80.90	3.208	11:59:27.022
7 -	57.811	29.323	1:27.134 (3)	81.76	2.283	12:00:54.156
8 -	55.698	29.167	1:24.865 (2)	83.95	0.014	12:02:19.021
9 -	55.452	29.399	1:24.851 (1)	83.96		12:03:43.872

P27 152 X Jason ALLEN		Suzuki -				
IDEAL LAP TIME : 1:24.756		BEST LAP TIME : 1:24.904		DIFFERENCE : 0.148		
LAP	SECTOR 1	SECTOR 2	LAP TIME	MPH	DIFF	TIME OF DAY
1 -		IN PIT			P	11:54:31.847
2 -	OUTLAP	31.120	1:41.079	70.48	16.175	11:56:12.926
3 -	55.706	29.738	1:25.444 (3)	83.38	0.540	11:57:38.370
4 -	55.074	29.830	1:24.904 (1)	83.91		11:59:03.274
5 -	55.485	30.514	1:25.999	82.84	1.095	12:00:29.273
6 -	56.197	29.905	1:26.102	82.74	1.198	12:01:55.375
7 -	55.227	29.682	1:24.909 (2)	83.90	0.005	12:03:20.284
8 -	59.165	32.594	1:31.759	77.64	6.855	12:04:52.043

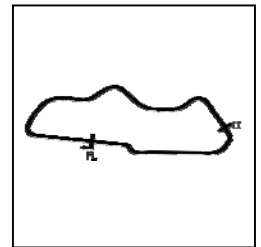
Weather / Track : Bright / Dry

Donington Park National
Circuit Length = 1.9790 miles
Start: 11:51 Flag 12:03 End: 12:05

BMCRC - MRO Championships 2019 - Rnd 4 @ Donington Park

BMCRC Thunderbike Sport

QUALIFYING - SECTOR ANALYSIS



SECTOR 1 = FL to I1, SECTOR 2 = I1 to FL, DIFF = Difference To Personal Best Lap, P = Crossed Finish Line in Pit Lane, D = Time Disallowed

P28 63 Y Steve SMULOVIC			Suzuki - SFC Racing			
IDEAL LAP TIME : 1:24.994		BEST LAP TIME : 1:25.360		DIFFERENCE : 0.366		
LAP	SECTOR 1	SECTOR 2	LAP TIME	MPH	DIFF	TIME OF DAY
1 -						11:51:51.921
2 -	1:01.325	30.646	1:31.971	77.46	6.611	11:53:23.892
3 -	56.268	30.145	1:26.413	82.44	1.053	11:54:50.305
4 -	56.352	30.329	1:26.681	82.19	1.321	11:56:16.986
5 -	56.098	29.779	1:25.877 (2)	82.96	0.517	11:57:42.863
6 -	55.834	30.288	1:26.122 (3)	82.72	0.762	11:59:08.985
7 -	56.595	30.637	1:27.232	81.67	1.872	12:00:36.217
8 -	56.175	30.235	1:26.410	82.45	1.050	12:02:02.627
9 -	55.215	30.145	1:25.360 (1)	83.46		12:03:27.987

P29 56 X Jason SOILLEUX			Ducati -			
IDEAL LAP TIME : 1:25.511		BEST LAP TIME : 1:25.791		DIFFERENCE : 0.280		
LAP	SECTOR 1	SECTOR 2	LAP TIME	MPH	DIFF	TIME OF DAY
1 -		IN PIT			P	11:53:20.674
2 -	OUTLAP	30.703	1:59.526	59.60	33.735	11:55:20.200
3 -	59.166	30.400	1:29.566	79.54	3.775	11:56:49.766
4 -	59.334	31.460	1:30.794	78.47	5.003	11:58:20.560
5 -	58.375	30.927	1:29.302	79.78	3.511	11:59:49.862
6 -	57.412	30.046	1:27.458 (3)	81.46	1.667	12:01:17.320
7 -	56.102	29.689	1:25.791 (1)	83.04		12:02:43.111
8 -	55.822	30.001	1:25.823 (2)	83.01	0.032	12:04:08.934

P30 27 X Chris GILES			Suzuki - Flying colours Motorcycle training			
IDEAL LAP TIME : 1:25.944		BEST LAP TIME : 1:25.944		DIFFERENCE : 0.000		
LAP	SECTOR 1	SECTOR 2	LAP TIME	MPH	DIFF	TIME OF DAY
1 -						11:52:05.839
2 -	1:03.403	31.384	1:34.787 (3)	75.16	8.843	11:53:40.626
3 -	58.429	31.921	1:30.350 (2)	78.85	4.406	11:55:10.976
4 -	55.863	30.081	1:25.944 (1)	82.89		11:56:36.920

P31 187 Y David TREVEIL (R)			Yamaha -			
IDEAL LAP TIME : 1:25.482		BEST LAP TIME : 1:25.963		DIFFERENCE : 0.481		
LAP	SECTOR 1	SECTOR 2	LAP TIME	MPH	DIFF	TIME OF DAY
1 -		IN PIT			P	11:56:43.173
2 -	OUTLAP	31.601	1:53.063	63.01	27.100	11:58:36.236
3 -	57.385	30.331	1:27.716 (3)	81.22	1.753	12:00:03.952
4 -	56.232	29.731	1:25.963 (1)	82.88		12:01:29.915
5 -	55.751	30.637	1:26.388 (2)	82.47	0.425	12:02:56.303
6 -	59.773	30.277	1:30.050	79.11	4.087	12:04:26.353

P32 37 X Ricky WOODS			Suzuki - T & S Vehicle Repairs			
IDEAL LAP TIME : 1:25.896		BEST LAP TIME : 1:26.384		DIFFERENCE : 0.488		
LAP	SECTOR 1	SECTOR 2	LAP TIME	MPH	DIFF	TIME OF DAY
1 -						11:51:56.728
2 -	1:01.754	32.093	1:33.847	75.91	7.463	11:53:30.575
3 -	1:00.275	30.577	1:30.852	78.42	4.468	11:55:01.427
4 -	56.834	29.986	1:26.820 (3)	82.06	0.436	11:56:28.247
5 -	59.502	29.917	1:29.419	79.67	3.035	11:57:57.666
6 -	56.860	40.134	1:36.994	73.45	10.610	11:59:34.660
7 -	58.824	29.398	1:28.222	80.75	1.838	12:01:02.882
8 -	56.498	29.886	1:26.384 (1)	82.47		12:02:29.266
9 -	56.527	29.904	1:26.431 (2)	82.43	0.047	12:03:55.697

Weather / Track : Bright / Dry

Donington Park National
Circuit Length = 1.9790 miles
Start: 11:51 Flag 12:03 End: 12:05

BMCRC - MRO Championships 2019 - Rnd 4 @ Donington Park

BMCRC Thunderbike Sport

QUALIFYING - SECTOR ANALYSIS



SECTOR 1 = FL to I1, SECTOR 2 = I1 to FL, DIFF = Difference To Personal Best Lap, P = Crossed Finish Line in Pit Lane, D = Time Disallowed

P33 44 Y		James ROBINSON (R)		Honda - CurrentElec		
IDEAL LAP TIME : 1:26.402		BEST LAP TIME : 1:26.402		DIFFERENCE : 0.000		
LAP	SECTOR 1	SECTOR 2	LAP TIME	MPH	DIFF	TIME OF DAY
1 -						11:52:03.585
2 -	1:03.616	30.988	1:34.604	75.31	8.202	11:53:38.189
3 -	58.230	31.071	1:29.301	79.78	2.899	11:55:07.490
4 -	58.136	29.896	1:28.032	80.93	1.630	11:56:35.522
5 -	58.739	39.255	1:37.994	72.70	11.592	11:58:13.516
6 -	57.782	30.439	1:28.221	80.75	1.819	11:59:41.737
7 -	58.078	29.752	1:27.830 (3)	81.11	1.428	12:01:09.567
8 -	56.801	29.601	1:26.402 (1)	82.45		12:02:35.969
9 -	57.176	29.704	1:26.880 (2)	82.00	0.478	12:04:02.849

P34 117 X		Jordan HARRIS		Suzuki - Steve Jordan Motorcycles		
IDEAL LAP TIME : 1:26.469		BEST LAP TIME : 1:26.469		DIFFERENCE : 0.000		
LAP	SECTOR 1	SECTOR 2	LAP TIME	MPH	DIFF	TIME OF DAY
1 -						11:51:53.351
2 -	1:03.838	32.031	1:35.869	74.31	9.400	11:53:29.220
3 -	1:01.105	30.800	1:31.905	77.52	5.436	11:55:01.125
4 -	58.724	30.001	1:28.725	80.30	2.256	11:56:29.850
5 -	58.774	29.889	1:28.663	80.35	2.194	11:57:58.513
6 -	57.989	30.461	1:28.450 (3)	80.54	1.981	11:59:26.963
7 -	58.159	30.310	1:28.469	80.53	2.000	12:00:55.432
8 -	56.852	29.617	1:26.469 (1)	82.39		12:02:21.901
9 -	57.030	30.075	1:27.105 (2)	81.79	0.636	12:03:49.006

P35 52 X		Gary JARMAN		Kawasaki - G & S Motorcycle tyres		
IDEAL LAP TIME : 1:26.470		BEST LAP TIME : 1:26.470		DIFFERENCE : 0.000		
LAP	SECTOR 1	SECTOR 2	LAP TIME	MPH	DIFF	TIME OF DAY
1 -						11:52:02.055
2 -	59.976	30.797	1:30.773 (3)	78.48	4.303	11:53:32.828
3 -	1:01.637	35.230	1:36.867	73.55	10.397	11:55:09.695
4 -	59.925	33.219	1:33.144	76.49	6.674	11:56:42.839
5 -	59.263	31.708	1:30.971	78.31	4.501	11:58:13.810
6 -	58.080	30.475	1:28.555 (2)	80.45	2.085	11:59:42.365
7 -	56.477	29.993	1:26.470 (1)	82.39		12:01:08.835
8 -	56.655	IN PIT	1:35.502 P	74.60	9.032	12:02:44.337

P36 143 X		Robert DAVIE		Suzuki -		
IDEAL LAP TIME : 1:26.648		BEST LAP TIME : 1:26.648		DIFFERENCE : 0.000		
LAP	SECTOR 1	SECTOR 2	LAP TIME	MPH	DIFF	TIME OF DAY
1 -						11:51:53.974
2 -	1:04.313	33.025	1:37.338	73.19	10.690	11:53:31.312
3 -	1:00.452	31.049	1:31.501	77.86	4.853	11:55:02.813
4 -	59.882	30.736	1:30.618	78.62	3.970	11:56:33.431
5 -	58.394	30.275	1:28.669 (3)	80.35	2.021	11:58:02.100
6 -	58.480	30.856	1:29.336	79.75	2.688	11:59:31.436
7 -	59.005	30.896	1:29.901	79.24	3.253	12:01:01.337
8 -	56.922	30.231	1:27.153 (2)	81.74	0.505	12:02:28.490
9 -	56.688	29.960	1:26.648 (1)	82.22		12:03:55.138

P37 101 Y		Glen TRIPP (R)		Honda - yaki too racing		
IDEAL LAP TIME : 1:26.627		BEST LAP TIME : 1:26.813		DIFFERENCE : 0.186		
LAP	SECTOR 1	SECTOR 2	LAP TIME	MPH	DIFF	TIME OF DAY
1 -						11:51:57.494
2 -	1:03.230	31.388	1:34.618	75.29	7.805	11:53:32.112
3 -	1:00.555	30.435	1:30.990	78.30	4.177	11:55:03.102
4 -	58.436	30.286	1:28.722 (3)	80.30	1.909	11:56:31.824
5 -	58.089	31.187	1:29.276	79.80	2.463	11:58:01.100

Weather / Track : Bright / Dry

Donington Park National
Circuit Length = 1.9790 miles
Start: 11:51 Flag 12:03 End: 12:05

BMCRC - MRO Championships 2019 - Rnd 4 @ Donington Park

BMCRC Thunderbike Sport

QUALIFYING - SECTOR ANALYSIS



SECTOR 1 = FL to I1, SECTOR 2 = I1 to FL, DIFF = Difference To Personal Best Lap, P = Crossed Finish Line in Pit Lane, D = Time Disallowed

6 -	58.764	30.517	1:29.281	79.80	2.468	11:59:30.381
7 -	59.348	30.345	1:29.693	79.43	2.880	12:01:00.074
8 -	57.658	30.061	1:27.719 (2)	81.22	0.906	12:02:27.793
9 -	56.566	30.247	1:26.813 (1)	82.06		12:03:54.606

P38 624 X	Matthew FEDRICK (R)		Yamaha - Matthew Fedrick farriers ltd			
IDEAL LAP TIME : 1:27.185		BEST LAP TIME : 1:27.218		DIFFERENCE : 0.033		
LAP	SECTOR 1	SECTOR 2	LAP TIME	MPH	DIFF	TIME OF DAY
1 -						11:52:08.204
2 -	1:01.480	31.727	1:33.207	76.43	5.989	11:53:41.411
3 -	57.421	32.311	1:29.732 (3)	79.39	2.514	11:55:11.143
4 -	58.487	29.793	1:28.280 (2)	80.70	1.062	11:56:39.423
5 -	1:08.261	32.288	1:40.549	70.85	13.331	11:58:19.972
6 -	1:00.116	30.418	1:30.534	78.69	3.316	11:59:50.506
7 -	1:01.082	30.032	1:31.114	78.19	3.896	12:01:21.620
8 -	57.392	29.826	1:27.218 (1)	81.68		12:02:48.838
9 -	58.952	31.699	1:30.651	78.59	3.433	12:04:19.489

P39 181 X	Robert FRANKLIN		Suzuki - RCF GARDENS			
IDEAL LAP TIME : 1:27.272		BEST LAP TIME : 1:27.272		DIFFERENCE : 0.000		
LAP	SECTOR 1	SECTOR 2	LAP TIME	MPH	DIFF	TIME OF DAY
1 -		IN PIT			P	11:54:29.341
2 -	OUTLAP	30.764	1:42.243	69.68	14.971	11:56:11.584
3 -	57.354	32.006	1:29.360 (2)	79.72	2.088	11:57:40.944
4 -	56.707	30.565	1:27.272 (1)	81.63		11:59:08.216

P40 33 Y	Peter PARAPANOS (R)		Honda -			
IDEAL LAP TIME : 1:27.787		BEST LAP TIME : 1:28.865		DIFFERENCE : 1.078		
LAP	SECTOR 1	SECTOR 2	LAP TIME	MPH	DIFF	TIME OF DAY
1 -						11:52:11.180
2 -	1:03.315	31.971	1:35.286	74.77	6.421	11:53:46.466
3 -	1:00.395	31.909	1:32.304	77.18	3.439	11:55:18.770
4 -	59.309	31.078	1:30.387	78.82	1.522	11:56:49.157
5 -	59.437	31.532	1:30.969	78.31	2.104	11:58:20.126
6 -	58.325	30.540	1:28.865 (1)	80.17		11:59:48.991
7 -	57.247	31.643	1:28.890 (2)	80.15	0.025	12:01:17.881
8 -	58.282	31.666	1:29.948 (3)	79.20	1.083	12:02:47.829
9 -	59.721	31.484	1:31.205	78.11	2.340	12:04:19.034

P41 22 X	Matthew MAY		Honda - Tliehurst Glass Racing			
IDEAL LAP TIME : 1:29.081		BEST LAP TIME : 1:29.412		DIFFERENCE : 0.331		
LAP	SECTOR 1	SECTOR 2	LAP TIME	MPH	DIFF	TIME OF DAY
1 -						11:51:51.174
2 -	1:04.946	32.448	1:37.394	73.15	7.982	11:53:28.568
3 -	1:01.422	31.314	1:32.736	76.82	3.324	11:55:01.304
4 -	1:00.912	30.318	1:31.230	78.09	1.818	11:56:32.534
5 -	59.574	30.847	1:30.421	78.79	1.009	11:58:02.955
6 -	59.312	30.727	1:30.039 (2)	79.12	0.627	11:59:32.994
7 -	1:00.289	30.428	1:30.717	78.53	1.305	12:01:03.711
8 -	59.521	29.891	1:29.412 (1)	79.68		12:02:33.123
9 -	59.190	31.021	1:30.211 (3)	78.97	0.799	12:04:03.334

P42 747 X	Allan CLARK		Kawasaki - A Clark & Sons Builders			
IDEAL LAP TIME : 1:29.102		BEST LAP TIME : 1:29.483		DIFFERENCE : 0.381		
LAP	SECTOR 1	SECTOR 2	LAP TIME	MPH	DIFF	TIME OF DAY
1 -						11:52:02.732
2 -	1:01.151	31.715	1:32.866	76.71	3.383	11:53:35.598
3 -	58.310	31.173	1:29.483 (1)	79.62		11:55:05.081
4 -	59.048	30.862	1:29.910 (2)	79.24	0.427	11:56:34.991

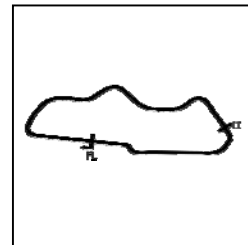
Weather / Track : Bright / Dry

Donington Park National
Circuit Length = 1.9790 miles
Start: 11:51 Flag 12:03 End: 12:05

BMCRC - MRO Championships 2019 - Rnd 4 @ Donington Park

BMCRC Thunderbike Sport

QUALIFYING - SECTOR ANALYSIS



SECTOR 1 = FL to I1, SECTOR 2 = I1 to FL, DIFF = Difference To Personal Best Lap, P = Crossed Finish Line in Pit Lane, D = Time Disallowed

5 - **58.240** 32.666 1:30.906 (3) 78.37 1.423 11:58:05.897

P43 24 X		Harley GODZISZ		Honda - HRG Performance			
IDEAL LAP TIME : 1:30.218		BEST LAP TIME : 1:30.333		DIFFERENCE : 0.115			
LAP	SECTOR 1	SECTOR 2	LAP TIME	MPH	DIFF	TIME OF DAY	
1 -						11:52:14.657	
2 -	1:02.626	31.957	1:34.583	75.32	4.250	11:53:49.240	
3 -	1:01.103	31.260	1:32.363	77.13	2.030	11:55:21.603	
4 -	1:00.006	30.662	1:30.668 (3)	78.57	0.335	11:56:52.271	
5 -	59.984	30.957	1:30.941	78.34	0.608	11:58:23.212	
6 -	59.746	30.587	1:30.333 (1)	78.87		11:59:53.545	
7 -	59.987	31.002	1:30.989	78.30	0.656	12:01:24.534	
8 -	59.631	30.987	1:30.618 (2)	78.62	0.285	12:02:55.152	
9 -	59.846	IN PIT	1:35.535 P	74.57	5.202	12:04:30.687	

P44 606 Y		Jake ANDERTON (R)		Honda - CurrentElec Limited			
IDEAL LAP TIME : 1:30.409		BEST LAP TIME : 1:30.409		DIFFERENCE : 0.000			
LAP	SECTOR 1	SECTOR 2	LAP TIME	MPH	DIFF	TIME OF DAY	
1 -						11:52:03.351	
2 -	1:03.621	31.957	1:35.578	74.54	5.169	11:53:38.929	
3 -	59.357	31.730	1:31.087 (3)	78.21	0.678	11:55:10.016	
4 -	59.910	31.390	1:31.300	78.03	0.891	11:56:41.316	
5 -	1:00.169	32.387	1:32.556	76.97	2.147	11:58:13.872	
6 -	59.026	31.383	1:30.409 (1)	78.80		11:59:44.281	
7 -	1:00.020	31.711	1:31.731	77.66	1.322	12:01:16.012	
8 -	59.781	31.557	1:31.338	78.00	0.929	12:02:47.350	
9 -	59.193	31.536	1:30.729 (2)	78.52	0.320	12:04:18.079	

P45 373 Y		Robert PRICE (R)		Suzuki -			
IDEAL LAP TIME : 1:30.496		BEST LAP TIME : 1:30.496		DIFFERENCE : 0.000			
LAP	SECTOR 1	SECTOR 2	LAP TIME	MPH	DIFF	TIME OF DAY	
1 -						11:51:59.928	
2 -	1:02.695	30.841	1:33.536 (2)	76.17	3.040	11:53:33.464	
3 -	59.724	30.772	1:30.496 (1)	78.72		11:55:03.960	
4 -	1:01.896	34.609	1:36.505 (3)	73.82	6.009	11:56:40.465	

P46 103 Y		Tim BANWELL (R)		Yamaha -			
IDEAL LAP TIME :		BEST LAP TIME :		DIFFERENCE :			
LAP	SECTOR 1	SECTOR 2	LAP TIME	MPH	DIFF	TIME OF DAY	
1 -		IN PIT		P		11:59:05.688	
2 -		IN PIT	3:56.827	P 30.08		12:03:02.515	

BMCRC - MRO Championships 2019 - Rnd 4 @ Donington Park

BMCRC Thunderbike Sport

QUALIFYING - BEST SECTORS

SECTOR 1				SECTOR 2				IDEAL / BEST COMPARISON				
POS	NO	NAME	TIME	NO	NAME	TIME	POS	NO	NAME	IDEAL	BEST	DIFF
									PERFECT LAP	1:14.411		
1	74	SINGLETON	48.265	74	SINGLETON	26.146	1	74	SINGLETON	1:14.411	1:14.739	0.328
2	9	TAYLOR	50.251	47	WATSON	27.255	2	47	WATSON	1:17.957	1:18.450	0.493
3	47	WATSON	50.702	100	HOWTON	27.597	3	9	TAYLOR	1:18.015	1:18.239	0.224
4	54	JAMISON	51.604	48	WALLIS	27.683	4	54	JAMISON	1:19.292	1:19.554	0.262
5	888	CARSON	51.661	54	JAMISON	27.688	5	961	SIM	1:19.692	1:19.913	0.221
6	19	LILLEY	51.686	9	TAYLOR	27.764	6	135	INGHAM	1:19.729	1:19.943	0.214
7	135	INGHAM	51.692	191	SEATH	27.831	7	888	CARSON	1:19.871	1:19.975	0.104
8	961	SIM	51.831	961	SIM	27.861	8	19	LILLEY	1:19.883	1:19.883	0.000
9	17	DOWNES (R)	51.955	104	ROBINSON (R)	27.940	9	17	DOWNES (R)	1:19.980	1:19.980	0.000
10	81	MAY	52.077	90	WATSON	27.957	10	81	MAY	1:20.096	1:20.442	0.346
11	13	GREEN	52.120	81	MAY	28.019	11	90	WATSON	1:20.219	1:20.551	0.332
12	90	WATSON	52.262	17	DOWNES (R)	28.025	12	13	GREEN	1:20.363	1:20.363	0.000
13	191	SEATH	52.599	135	INGHAM	28.037	13	100	HOWTON	1:20.415	1:20.421	0.006
14	57	FISHER	52.698	84	BRANCO	28.184	14	191	SEATH	1:20.430	1:20.430	0.000
15	100	HOWTON	52.818	19	LILLEY	28.197	15	48	WALLIS	1:20.764	1:20.766	0.002
16	48	WALLIS	53.081	888	CARSON	28.210	16	104	ROBINSON (R)	1:21.127	1:21.387	0.260
17	104	ROBINSON (R)	53.187	13	GREEN	28.243	17	57	FISHER	1:21.379	1:22.152	0.773
18	34	THOMAS (R)	53.527	73	LEWIN	28.273	18	73	LEWIN	1:21.915	1:21.915	0.000
19	73	LEWIN	53.642	85	KITE	28.392	19	34	THOMAS (R)	1:22.138	1:22.138	0.000
20	51	BEESELEY	53.780	34	THOMAS (R)	28.611	20	84	BRANCO	1:22.195	1:22.195	0.000
21	85	KITE	53.913	57	FISHER	28.681	21	85	KITE	1:22.305	1:22.305	0.000
22	84	BRANCO	54.011	51	BEESELEY	28.703	22	51	BEESELEY	1:22.483	1:22.483	0.000
23	92	GROVE	54.369	92	GROVE	29.043	23	92	GROVE	1:23.412	1:23.773	0.361
24	133	CONNELL (R)	54.401	66	SMITH	29.167	24	0	STANLEY	1:23.874	1:23.874	0.000
25	0	STANLEY	54.606	0	STANLEY	29.268	25	133	CONNELL (R)	1:24.000	1:24.000	0.000
26	152	ALLEN	55.074	37	WOODS	29.398	26	66	SMITH	1:24.619	1:24.851	0.232
27	63	SMULOVIC	55.215	133	CONNELL (R)	29.599	27	152	ALLEN	1:24.756	1:24.904	0.148
28	66	SMITH	55.452	44	ROBINSON (R)	29.601	28	63	SMULOVIC	1:24.994	1:25.360	0.366
29	187	TREVEIL (R)	55.751	117	HARRIS	29.617	29	187	TREVEIL (R)	1:25.482	1:25.963	0.481
30	56	SOILLEUX	55.822	152	ALLEN	29.682	30	56	SOILLEUX	1:25.511	1:25.791	0.280
31	27	GILES	55.863	56	SOILLEUX	29.689	31	37	WOODS	1:25.896	1:26.384	0.488
32	52	JARMAN	56.477	187	TREVEIL (R)	29.731	32	27	GILES	1:25.944	1:25.944	0.000
33	37	WOODS	56.498	63	SMULOVIC	29.779	33	44	ROBINSON (R)	1:26.402	1:26.402	0.000
34	101	TRIPP (R)	56.566	624	FEDRICK (R)	29.793	34	117	HARRIS	1:26.469	1:26.469	0.000
35	143	DAVIE	56.688	22	MAY	29.891	35	52	JARMAN	1:26.470	1:26.470	0.000
36	181	FRANKLIN	56.707	143	DAVIE	29.960	36	101	TRIPP (R)	1:26.627	1:26.813	0.186
37	44	ROBINSON (R)	56.801	52	JARMAN	29.993	37	143	DAVIE	1:26.648	1:26.648	0.000
38	117	HARRIS	56.852	101	TRIPP (R)	30.061	38	624	FEDRICK (R)	1:27.185	1:27.218	0.033
39	33	PARAPANOS (R)	57.247	27	GILES	30.081	39	181	FRANKLIN	1:27.272	1:27.272	0.000
40	624	FEDRICK (R)	57.392	33	PARAPANOS (R)	30.540	40	33	PARAPANOS (R)	1:27.787	1:28.865	1.078
41	747	CLARK	58.240	181	FRANKLIN	30.565	41	22	MAY	1:29.081	1:29.412	0.331
42	606	ANDERTON (R)	59.026	24	GODZISZ	30.587	42	747	CLARK	1:29.102	1:29.483	0.381
43	22	MAY	59.190	373	PRICE (R)	30.772	43	24	GODZISZ	1:30.218	1:30.333	0.115
44	24	GODZISZ	59.631	747	CLARK	30.862	44	606	ANDERTON (R)	1:30.409	1:30.409	0.000
45	373	PRICE (R)	59.724	606	ANDERTON (R)	31.383	45	373	PRICE (R)	1:30.496	1:30.496	0.000
46							46	103	BANWELL (R)			

Weather / Track : Bright / Dry

Donington Park National
Circuit Length = 1.9790 miles
Start: 11:51 Flag 12:03 End: 12:05

Results can be found at www.tsl-timing.com

Printed - 12:18 Saturday, 18 May 2019

BMCRC - MRO Championships 2019 - Rnd 4 @ Donington Park



BMCRC Thunderbike Sport

RACE 3 - X GROUP - GRID (7 Laps) - AMENDED

ROW 8	1		1		22	24	Harley GODZISZ	1:30.333					
ROW 7		21	747	Allan CLARK	1:29.483	20	22	Matthew MAY	1:29.412	19	181	Robert FRANKLIN	1:27.272
ROW 6	18	143	Robert DAVIE	1:26.648	17	52	Gary JARMAN	1:26.470	16	117	Jordan HARRIS	1:26.469	
ROW 5		15	37	Ricky WOODS	1:26.384	14	27	Chris GILES	1:25.944	13	56	Jason SOILLEUX	1:25.791
ROW 4	12	152	Jason ALLEN	1:24.904	11	0	Luke STANLEY	1:23.874	10	51	Paul BEESLEY	1:22.483	
ROW 3		9	84	Ricardo BRANCO	1:22.195	8	73	Vincent LEWIN	1:21.915	7	90	Edward WATSON	1:20.551
ROW 2	6	191	James SEATH	1:20.430	5	13	Wii GREEN	1:20.363	4	135	Daniel INGHAM	1:19.943	
ROW 1		3	19	Kevin LILLEY	1:19.883	2	47	Thomas WATSON	1:18.450	1	74	Daniel SINGLETON	1:14.739
												Pole	

Donington Park National
Circuit Length = 1.9790 miles

These results are provisional until the conclusion of any judicial and technical matters.

Clerk Of Course :		Timekeeper :	
-------------------	--	--------------	--

Results can be found at www.tsl-timing.com

Printed - 12:46 Saturday, 18 May 2019



BMCRC - MRO Championships 2019 - Rnd 4 @ Donington Park



BMCRC Thunderbike Sport

RACE 4 - Y GROUP - GRID (7 Laps) - AMENDED

ROW 9	27	666	Shane BEASLEY	26	171	Colin CLUNE	25	45	Tom STEVENS
ROW 8	24	103	Tim BANWELL (R)	23	373	Robert PRICE (R)	22	606	Jake ANDERTON (R)
ROW 7	21	33	Peter PARAPANOS (R)	20	624	Matthew FEDRICK (R)	19	101	Glen TRIPP (R)
ROW 6	18	44	James ROBINSON (R)	17	187	David TREVEIL (R)	16	63	Steve SMULOVIC
ROW 5	15	66	Mark SMITH	14	133	Declan CONNELL (R)	13	92	Duncan GROVE
ROW 4	12	85	Andrew KITE	11	57	Paul FISHER	10	34	Dan THOMAS (R)
ROW 3	9	104	Alex ROBINSON (R)	8	48	Shaun WALLIS	7	81	Malvern MAY
ROW 2	6	100	Craig HOWTON	5	17	Tommy DOWNES (R)	4	888	David CARSON
ROW 1	3	961	Jack SIM	2	54	Adam JAMISON	1	9	Mark TAYLOR
Pole									

Donington Park National
Circuit Length = 1.9790 miles

These results are provisional until the conclusion of any judicial and technical matters.

Clerk Of Course :	Timekeeper :
-------------------	--------------

Results can be found at www.tsl-timing.com

Printed - 12:47 Saturday, 18 May 2019



BMCRC - MRO Championships 2019 - Rnd 4 @ Donington Park



BMCRC Thunderbike Sport

RACE 3 - X GROUP - CLASSIFICATION

POS	NO	NAME	ENTRY	LAPS	TIME	GAP	DIFF	MPH	BEST	ON
1	74	Daniel SINGLETON	Honda - Bambino Developments Racing	7	8:51.357			93.60	1:14.287	5
2	47	Thomas WATSON	Yamaha - Motorsportdays.com TEA Time Racing	7	9:03.352	11.995	11.995	91.53	1:16.512	2
3	191	James SEATH	Kawasaki - Ovenden Earthmoving	7	9:12.651	21.294	9.299	89.99	1:17.681	3
4	90	Edward WATSON	Yamaha - Motorsportdays.com TEA Time Racing	7	9:16.931	25.574	4.280	89.30	1:18.344	2
5	135	Daniel INGHAM	Suzuki - Derek Jones Butchers	7	9:16.951	25.594	0.020	89.30	1:18.605	2
6	19	Kevin LILLEY	Suzuki - Vanson Leathers	7	9:18.210	26.853	1.259	89.09	1:18.713	7
7	84	Ricardo BRANCO	Yamaha - IMP Racing	7	9:28.272	36.915	10.062	87.52	1:19.999	3
8	13	Wil GREEN	Suzuki - Faith Fueled Racing	7	9:31.992	40.635	3.720	86.95	1:20.411	5
9	73	Vincent LEWIN	Suzuki - VINITWINRACING.CO.UK	7	9:47.664	56.307	15.672	84.63	1:21.971	5
10	51	Paul BEESLEY	Yamaha -	7	9:48.979	57.622	1.315	84.44	1:22.126	5
11	0	Luke STANLEY	Suzuki - Urban Race Tribe	7	9:51.181	59.824	2.202	84.12	1:23.086	7
12	56	Jason SOILLEUX	Ducati -	7	9:58.450	1:07.093	7.269	83.10	1:23.678	7
13	181	Robert FRANKLIN	Suzuki - RCF GARDENS	7	10:00.550	1:09.193	2.100	82.81	1:23.763	4
14	52	Gary JARMAN	Kawasaki - G & S Motorcycle tyres	7	10:02.487	1:11.130	1.937	82.55	1:23.914	3
15	37	Ricky WOODS	Suzuki - T & S Vehicle Repairs	7	10:02.590	1:11.233	0.103	82.53	1:23.749	2
16	152	Jason ALLEN	Suzuki -	7	10:05.896	1:14.539	3.306	82.08	1:23.779	4
17	143	Robert DAVIE	Suzuki -	7	10:16.241	1:24.884	10.345	80.70	1:26.210	7
18	747	Allan CLARK	Kawasaki - A Clark & Sons Builders	7	10:16.941	1:25.584	0.700	80.61	1:26.223	7
19	24	Harley GODZISZ	Honda - HRG Performance	6	8:56.986	1 Lap	1 Lap	79.35	1:27.805	5
20	22	Matthew MAY	Honda - Tliehurst Glass Racing	6	8:56.997	1 Lap	0.011	79.35	1:27.561	4

NOT CLASSIFIED

DNF	117	Jordan HARRIS	Suzuki - Steve Jordan Motorcycles	4	5:45.270	3 Laps	2 Laps	82.14	1:23.599	4
-----	-----	---------------	-----------------------------------	---	----------	--------	--------	-------	----------	---

FASTEST LAP

	74	Daniel SINGLETON	Honda - Bambino Developments Racing	5	1:14.287			95.90 mph	154.34 kph	
--	----	------------------	-------------------------------------	---	----------	--	--	-----------	------------	--

92.5% of Race Speed = 86.58 mph

Weather / Track : Cloudy / Dry

These results are provisional until the conclusion of any judicial and technical matters.

Donington Park National
Circuit Length = 1.9790 miles
Start: 15:23 Flag 15:31 End: 15:33

Clerk Of Course :	Timekeeper :
-------------------	--------------

Results can be found at www.tsl-timing.com

Printed - 15:34 Saturday, 18 May 2019



BMCRC - MRO Championships 2019 - Rnd 4 @ Donington Park

BMCRC Thunderbike Sport

RACE 3 - X GROUP - LAP CHART

LAP 1 @ 15:24:27.496

NO	BEHIND	LAP TIME
74		1:19.377
47	2.113	1:21.490
191	2.515	1:21.892
135	3.689	1:23.066
19	4.277	1:23.654
90	4.459	1:23.836
13	5.945	1:25.322
84	6.650	1:26.027
0	9.069	1:28.446
73	10.143	1:29.520
51	10.870	1:30.247
37	11.833	1:31.210
117	12.408	1:31.785
52	12.930	1:32.307
181	13.009	1:32.386
56	13.374	1:32.751
152	14.382	1:33.759
22	15.190	1:34.567
143	15.689	1:35.066
24	16.065	1:35.442
747	16.947	1:36.324

LAP 2 @ 15:25:43.352

NO	BEHIND	LAP TIME
74		1:15.856
47	2.769	1:16.512
191	4.787	1:18.128
135	6.438	1:18.605
90	6.947	1:18.344
19	7.461	1:19.040
84	10.838	1:20.044
13	11.868	1:21.779
0	17.171	1:23.958
73	18.325	1:24.038
51	19.474	1:24.460
37	19.726	1:23.749
52	21.581	1:24.507
181	21.950	1:24.797
117	22.642	1:26.090
56	23.184	1:25.666
152	23.810	1:25.284
143	26.847	1:27.014
22	27.658	1:28.324
24	28.593	1:28.384
747	28.969	1:27.878

LAP 3 @ 15:26:58.588

NO	BEHIND	LAP TIME
74		1:15.236
47	4.293	1:16.760
191	7.232	1:17.681
135	10.303	1:19.101
90	10.645	1:18.934
19	11.154	1:18.929
84	15.601	1:19.999
13	18.127	1:21.495
0	25.705	1:23.770
73	27.502	1:24.413
37	28.868	1:24.378
51	29.044	1:24.806
52	30.259	1:23.914

117	31.202	1:23.796
181	31.429	1:24.715
56	32.076	1:24.128
152	33.551	1:24.977
143	38.569	1:26.958
22	40.531	1:28.109
747	40.859	1:27.126
24	41.746	1:28.389

LAP 4 @ 15:28:13.420

NO	BEHIND	LAP TIME
74		1:14.832
47	6.113	1:16.652
191	10.702	1:18.302
135	14.719	1:19.248
90	15.915	1:20.102
19	16.005	1:19.683
84	21.650	1:20.881
13	24.147	1:20.852
0	35.073	1:24.200
73	35.345	1:22.675
51	36.502	1:22.290
37	39.034	1:24.998
117	39.969	1:23.599
52	40.072	1:24.645
181	40.360	1:23.763
56	41.121	1:23.877
152	42.498	1:23.779
143	50.934	1:27.197
747	52.391	1:26.364
22	53.260	1:27.561
24	55.426	1:28.512

LAP 5 @ 15:29:27.707

NO	BEHIND	LAP TIME
74		1:14.287
47	8.820	1:16.994
191	15.773	1:19.358
135	19.823	1:19.391
90	20.164	1:18.536
19	20.526	1:18.808
84	28.281	1:20.918
13	30.271	1:20.411
73	43.029	1:21.971
51	44.341	1:22.126
0	44.652	1:23.866
37	49.748	1:25.001
56	51.413	1:24.579
52	51.501	1:25.716
181	52.106	1:26.033
152	52.936	1:24.725
143	1:03.813	1:27.166
747	1:04.844	1:26.740
22	1:08.249	1:29.276
24	1:08.944	1:27.805

LAP 6 @ 15:30:42.206

NO	BEHIND	LAP TIME
74		1:14.499
47	11.250	1:16.929
191	20.412	1:19.138
135	24.133	1:18.809
90	24.498	1:18.833

19	25.410	1:19.383
84	33.971	1:20.189
13	37.422	1:21.650
73	51.435	1:22.905
51	52.667	1:22.825
0	54.008	1:23.855
56	1:00.685	1:23.771
37	1:01.808	1:26.559
181	1:02.096	1:24.489
52	1:02.723	1:25.721
152	1:02.924	1:24.487
143	1:15.944	1:26.630
747	1:16.631	1:26.286

LAP 7 @ 15:31:59.476

NO	BEHIND	LAP TIME
74		1:17.270
24	1 Lap	1:28.454
22	1 Lap	1:29.160
47	11.995	1:18.015
191	21.294	1:18.152
90	25.574	1:18.346
135	25.594	1:18.731
19	26.853	1:18.713
84	36.915	1:20.214
13	40.635	1:20.483
73	56.307	1:22.142
51	57.622	1:22.225
0	59.824	1:23.086
56	1:07.093	1:23.678
181	1:09.193	1:24.367
52	1:11.130	1:25.677
37	1:11.233	1:26.695
152	1:14.539	1:28.885
143	1:24.884	1:26.210
747	1:25.584	1:26.223

Weather / Track : Cloudy / Dry

Results can be found at www.tsl-timing.com

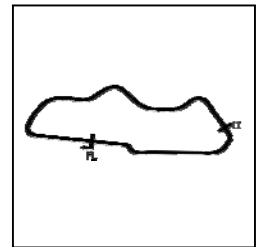
Donington Park National
Circuit Length = 1.9790 miles
Start: 15:23 Flag 15:31 End: 15:33

Printed - 15:35 Saturday, 18 May 2019

BMCRC - MRO Championships 2019 - Rnd 4 @ Donington Park

BMCRC Thunderbike Sport

RACE 3 - X GROUP - SECTOR ANALYSIS



SECTOR 1 = FL to I1, SECTOR 2 = I1 to FL, DIFF = Difference To Personal Best Lap, P = Crossed Finish Line in Pit Lane, D = Time Disallowed

P1 74 X		Daniel SINGLETON		Honda - Bambino Developments Racing		
IDEAL LAP TIME : 1:14.222		BEST LAP TIME : 1:14.287		DIFFERENCE : 0.065		
LAP	SECTOR 1	SECTOR 2	LAP TIME	MPH	DIFF	TIME OF DAY
1 -		26.572	1:19.377	89.75	5.090	15:24:27.496
2 -	49.026	26.830	1:15.856	93.92	1.569	15:25:43.352
3 -	48.974	26.262	1:15.236	94.69	0.949	15:26:58.588
4 -	48.783	26.049	1:14.832 (3)	95.20	0.545	15:28:13.420
5 -	48.173	26.114	1:14.287 (1)	95.90		15:29:27.707
6 -	48.278	26.221	1:14.499 (2)	95.63	0.212	15:30:42.206
7 -	49.977	27.293	1:17.270	92.20	2.983	15:31:59.476

P2 47 X		Thomas WATSON		Yamaha - Motorsportdays.com TEA Time Racing		
IDEAL LAP TIME : 1:16.404		BEST LAP TIME : 1:16.512		DIFFERENCE : 0.108		
LAP	SECTOR 1	SECTOR 2	LAP TIME	MPH	DIFF	TIME OF DAY
1 -		27.254	1:21.490	87.42	4.978	15:24:29.609
2 -	49.427	27.085	1:16.512 (1)	93.11		15:25:46.121
3 -	49.731	27.029	1:16.760 (3)	92.81	0.248	15:27:02.881
4 -	49.675	26.977	1:16.652 (2)	92.94	0.140	15:28:19.533
5 -	49.849	27.145	1:16.994	92.53	0.482	15:29:36.527
6 -	49.930	26.999	1:16.929	92.61	0.417	15:30:53.456
7 -	50.226	27.789	1:18.015	91.32	1.503	15:32:11.471

P3 191 X		James SEATH		Kawasaki - Ovenden Earthmoving		
IDEAL LAP TIME : 1:17.567		BEST LAP TIME : 1:17.681		DIFFERENCE : 0.114		
LAP	SECTOR 1	SECTOR 2	LAP TIME	MPH	DIFF	TIME OF DAY
1 -		27.299	1:21.892	86.99	4.211	15:24:30.011
2 -	51.091	27.037	1:18.128 (2)	91.19	0.447	15:25:48.139
3 -	50.530	27.151	1:17.681 (1)	91.71		15:27:05.820
4 -	51.185	27.117	1:18.302	90.98	0.621	15:28:24.122
5 -	51.684	27.674	1:19.358	89.77	1.677	15:29:43.480
6 -	51.267	27.871	1:19.138	90.02	1.457	15:31:02.618
7 -	50.682	27.470	1:18.152 (3)	91.16	0.471	15:32:20.770

P4 90 X		Edward WATSON		Yamaha - Motorsportdays.com TEA Time Racing		
IDEAL LAP TIME : 1:17.939		BEST LAP TIME : 1:18.344		DIFFERENCE : 0.405		
LAP	SECTOR 1	SECTOR 2	LAP TIME	MPH	DIFF	TIME OF DAY
1 -		27.678	1:23.836	84.98	5.492	15:24:31.955
2 -	50.889	27.455	1:18.344 (1)	90.94		15:25:50.299
3 -	50.947	27.987	1:18.934	90.26	0.590	15:27:09.233
4 -	50.993	29.109	1:20.102	88.94	1.758	15:28:29.335
5 -	51.091	27.445	1:18.536 (3)	90.71	0.192	15:29:47.871
6 -	51.033	27.800	1:18.833	90.37	0.489	15:31:06.704
7 -	50.494	27.852	1:18.346 (2)	90.93	0.002	15:32:25.050

P5 135 X		Daniel INGHAM		Suzuki - Derek Jones Butchers		
IDEAL LAP TIME : 1:18.559		BEST LAP TIME : 1:18.605		DIFFERENCE : 0.046		
LAP	SECTOR 1	SECTOR 2	LAP TIME	MPH	DIFF	TIME OF DAY
1 -		28.005	1:23.066	85.77	4.461	15:24:31.185
2 -	50.918	27.687	1:18.605 (1)	90.63		15:25:49.790
3 -	51.297	27.804	1:19.101	90.07	0.496	15:27:08.891
4 -	51.232	28.016	1:19.248	89.90	0.643	15:28:28.139
5 -	51.410	27.981	1:19.391	89.74	0.786	15:29:47.530
6 -	51.102	27.707	1:18.809 (3)	90.40	0.204	15:31:06.339
7 -	50.872	27.859	1:18.731 (2)	90.49	0.126	15:32:25.070

P6 19 X		Kevin LILLEY		Suzuki - Vanson Leathers		
IDEAL LAP TIME : 1:18.604		BEST LAP TIME : 1:18.713		DIFFERENCE : 0.109		
LAP	SECTOR 1	SECTOR 2	LAP TIME	MPH	DIFF	TIME OF DAY
1 -						
2 -						
3 -						
4 -						
5 -						
6 -						
7 -						

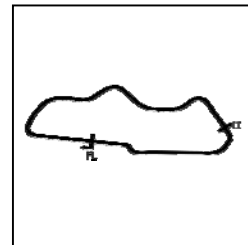
Weather / Track : Cloudy / Dry

Donington Park National
Circuit Length = 1.9790 miles
Start: 15:23 Flag 15:31 End: 15:33

BMCRC - MRO Championships 2019 - Rnd 4 @ Donington Park

BMCRC Thunderbike Sport

RACE 3 - X GROUP - SECTOR ANALYSIS



SECTOR 1 = FL to I1, SECTOR 2 = I1 to FL, DIFF = Difference To Personal Best Lap, P = Crossed Finish Line in Pit Lane, D = Time Disallowed

1 -		27.956	1:23.654	85.16	4.941	15:24:31.773
2 -	50.802	28.238	1:19.040	90.13	0.327	15:25:50.813
3 -	50.729	28.200	1:18.929 (3)	90.26	0.216	15:27:09.742
4 -	51.056	28.627	1:19.683	89.41	0.970	15:28:29.425
5 -	50.750	28.058	1:18.808 (2)	90.40	0.095	15:29:48.233
6 -	50.955	28.428	1:19.383	89.75	0.670	15:31:07.616
7 -	50.648	28.065	1:18.713 (1)	90.51		15:32:26.329

P7 84 X Ricardo BRANCO		Yamaha - IMP Racing				
IDEAL LAP TIME : 1:19.748		BEST LAP TIME : 1:19.999		DIFFERENCE : 0.251		
LAP	SECTOR 1	SECTOR 2	LAP TIME	MPH	DIFF	TIME OF DAY
1 -		27.685	1:26.027	82.81	6.028	15:24:34.146
2 -	52.398	27.646	1:20.044 (2)	89.00	0.045	15:25:54.190
3 -	52.102	27.897	1:19.999 (1)	89.05		15:27:14.189
4 -	52.653	28.228	1:20.881	88.08	0.882	15:28:35.070
5 -	52.920	27.998	1:20.918	88.04	0.919	15:29:55.988
6 -	52.302	27.887	1:20.189 (3)	88.84	0.190	15:31:16.177
7 -	52.154	28.060	1:20.214	88.82	0.215	15:32:36.391

P8 13 X Wil GREEN		Suzuki - Faith Fueled Racing				
IDEAL LAP TIME : 1:20.383		BEST LAP TIME : 1:20.411		DIFFERENCE : 0.028		
LAP	SECTOR 1	SECTOR 2	LAP TIME	MPH	DIFF	TIME OF DAY
1 -		29.150	1:25.322	83.50	4.911	15:24:33.441
2 -	53.185	28.594	1:21.779	87.12	1.368	15:25:55.220
3 -	52.803	28.692	1:21.495	87.42	1.084	15:27:16.715
4 -	52.348	28.504	1:20.852 (3)	88.11	0.441	15:28:37.567
5 -	52.169	28.242	1:20.411 (1)	88.60		15:29:57.978
6 -	52.843	28.807	1:21.650	87.25	1.239	15:31:19.628
7 -	52.141	28.342	1:20.483 (2)	88.52	0.072	15:32:40.111

P9 73 X Vincent LEWIN		Suzuki - VINITWINRACING.CO.UK				
IDEAL LAP TIME : 1:21.670		BEST LAP TIME : 1:21.971		DIFFERENCE : 0.301		
LAP	SECTOR 1	SECTOR 2	LAP TIME	MPH	DIFF	TIME OF DAY
1 -		29.134	1:29.520	79.58	7.549	15:24:37.639
2 -	55.522	28.516	1:24.038	84.77	2.067	15:26:01.677
3 -	55.515	28.898	1:24.413	84.40	2.442	15:27:26.090
4 -	54.388	28.287	1:22.675 (3)	86.17	0.704	15:28:48.765
5 -	53.591	28.380	1:21.971 (1)	86.91		15:30:10.736
6 -	54.328	28.577	1:22.905	85.93	0.934	15:31:33.641
7 -	54.063	28.079	1:22.142 (2)	86.73	0.171	15:32:55.783

P10 51 X Paul BEESLEY		Yamaha -				
IDEAL LAP TIME : 1:22.020		BEST LAP TIME : 1:22.126		DIFFERENCE : 0.106		
LAP	SECTOR 1	SECTOR 2	LAP TIME	MPH	DIFF	TIME OF DAY
1 -		29.499	1:30.247	78.94	8.121	15:24:38.366
2 -	55.118	29.342	1:24.460	84.35	2.334	15:26:02.826
3 -	55.624	29.182	1:24.806	84.01	2.680	15:27:27.632
4 -	53.642	28.648	1:22.290 (3)	86.57	0.164	15:28:49.922
5 -	53.565	28.561	1:22.126 (1)	86.75		15:30:12.048
6 -	53.837	28.988	1:22.825	86.02	0.699	15:31:34.873
7 -	53.770	28.455	1:22.225 (2)	86.64	0.099	15:32:57.098

P11 0 X Luke STANLEY		Suzuki - Urban Race Tribe				
IDEAL LAP TIME : 1:23.000		BEST LAP TIME : 1:23.086		DIFFERENCE : 0.086		
LAP	SECTOR 1	SECTOR 2	LAP TIME	MPH	DIFF	TIME OF DAY
1 -		29.945	1:28.446	80.55	5.360	15:24:36.565
2 -	54.748	29.210	1:23.958	84.85	0.872	15:26:00.523
3 -	54.422	29.348	1:23.770 (2)	85.05	0.684	15:27:24.293
4 -	54.643	29.557	1:24.200	84.61	1.114	15:28:48.493

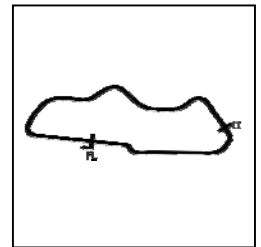
Weather / Track : Cloudy / Dry

Donington Park National
Circuit Length = 1.9790 miles
Start: 15:23 Flag 15:31 End: 15:33

BMCRC - MRO Championships 2019 - Rnd 4 @ Donington Park

BMCRC Thunderbike Sport

RACE 3 - X GROUP - SECTOR ANALYSIS



SECTOR 1 = FL to I1, SECTOR 2 = I1 to FL, DIFF = Difference To Personal Best Lap, P = Crossed Finish Line in Pit Lane, D = Time Disallowed

5 -	54.432	29.434	1:23.866	84.95	0.780	15:30:12.359
6 -	54.400	29.455	1:23.855 (3)	84.96	0.769	15:31:36.214
7 -	53.790	29.296	1:23.086 (1)	85.75		15:32:59.300

P12	56 X	Jason SOILLEUX	Ducati -			
IDEAL LAP TIME : 1:23.387		BEST LAP TIME : 1:23.678	DIFFERENCE : 0.291			
LAP	SECTOR 1	SECTOR 2	LAP TIME	MPH	DIFF	TIME OF DAY
1 -		29.407	1:32.751	76.81	9.073	15:24:40.870
2 -	56.121	29.545	1:25.666	83.16	1.988	15:26:06.536
3 -	55.158	28.970	1:24.128	84.68	0.450	15:27:30.664
4 -	54.736	29.141	1:23.877 (3)	84.94	0.199	15:28:54.541
5 -	55.612	28.967	1:24.579	84.23	0.901	15:30:19.120
6 -	54.420	29.351	1:23.771 (2)	85.04	0.093	15:31:42.891
7 -	54.538	29.140	1:23.678 (1)	85.14		15:33:06.569

P13	181 X	Robert FRANKLIN	Suzuki - RCF GARDENS			
IDEAL LAP TIME : 1:23.763		BEST LAP TIME : 1:23.763	DIFFERENCE : 0.000			
LAP	SECTOR 1	SECTOR 2	LAP TIME	MPH	DIFF	TIME OF DAY
1 -		29.491	1:32.386	77.11	8.623	15:24:40.505
2 -	55.697	29.100	1:24.797	84.01	1.034	15:26:05.302
3 -	55.609	29.106	1:24.715	84.10	0.952	15:27:30.017
4 -	54.878	28.885	1:23.763 (1)	85.05		15:28:53.780
5 -	57.044	28.989	1:26.033	82.81	2.270	15:30:19.813
6 -	55.115	29.374	1:24.489 (3)	84.32	0.726	15:31:44.302
7 -	55.050	29.317	1:24.367 (2)	84.44	0.604	15:33:08.669

P14	52 X	Gary JARMAN	Kawasaki - G & S Motorcycle tyres			
IDEAL LAP TIME : 1:23.914		BEST LAP TIME : 1:23.914	DIFFERENCE : 0.000			
LAP	SECTOR 1	SECTOR 2	LAP TIME	MPH	DIFF	TIME OF DAY
1 -		29.732	1:32.307	77.18	8.393	15:24:40.426
2 -	54.719	29.788	1:24.507 (2)	84.30	0.593	15:26:04.933
3 -	54.509	29.405	1:23.914 (1)	84.90		15:27:28.847
4 -	54.951	29.694	1:24.645 (3)	84.17	0.731	15:28:53.492
5 -	55.409	30.307	1:25.716	83.11	1.802	15:30:19.208
6 -	55.466	30.255	1:25.721	83.11	1.807	15:31:44.929
7 -	55.605	30.072	1:25.677	83.15	1.763	15:33:10.606

P15	37 X	Ricky WOODS	Suzuki - T & S Vehicle Repairs			
IDEAL LAP TIME : 1:23.541		BEST LAP TIME : 1:23.749	DIFFERENCE : 0.208			
LAP	SECTOR 1	SECTOR 2	LAP TIME	MPH	DIFF	TIME OF DAY
1 -		29.265	1:31.210	78.11	7.461	15:24:39.329
2 -	54.325	29.424	1:23.749 (1)	85.07		15:26:03.078
3 -	54.922	29.456	1:24.378 (2)	84.43	0.629	15:27:27.456
4 -	55.782	29.216	1:24.998 (3)	83.82	1.249	15:28:52.454
5 -	55.429	29.572	1:25.001	83.81	1.252	15:30:17.455
6 -	56.616	29.943	1:26.559	82.30	2.810	15:31:44.014
7 -	57.064	29.631	1:26.695	82.18	2.946	15:33:10.709

P16	152 X	Jason ALLEN	Suzuki -			
IDEAL LAP TIME : 1:23.779		BEST LAP TIME : 1:23.779	DIFFERENCE : 0.000			
LAP	SECTOR 1	SECTOR 2	LAP TIME	MPH	DIFF	TIME OF DAY
1 -		30.018	1:33.759	75.98	9.980	15:24:41.878
2 -	55.614	29.670	1:25.284	83.54	1.505	15:26:07.162
3 -	55.340	29.637	1:24.977	83.84	1.198	15:27:32.139
4 -	54.483	29.296	1:23.779 (1)	85.04		15:28:55.918
5 -	55.292	29.433	1:24.725 (3)	84.09	0.946	15:30:20.643
6 -	54.702	29.785	1:24.487 (2)	84.32	0.708	15:31:45.130
7 -	56.881	32.004	1:28.885	80.15	5.106	15:33:14.015

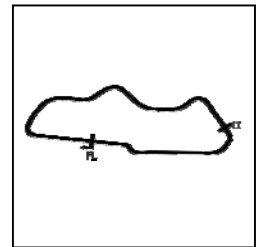
Weather / Track : Cloudy / Dry

Donington Park National
Circuit Length = 1.9790 miles
Start: 15:23 Flag 15:31 End: 15:33

BMCRC - MRO Championships 2019 - Rnd 4 @ Donington Park

BMCRC Thunderbike Sport

RACE 3 - X GROUP - SECTOR ANALYSIS



SECTOR 1 = FL to I1, SECTOR 2 = I1 to FL, DIFF = Difference To Personal Best Lap, P = Crossed Finish Line in Pit Lane, D = Time Disallowed

P17 143 X		Robert DAVIE		Suzuki -		
IDEAL LAP TIME : 1:25.756		BEST LAP TIME : 1:26.210		DIFFERENCE : 0.454		
LAP	SECTOR 1	SECTOR 2	LAP TIME	MPH	DIFF	TIME OF DAY
1 -		30.687	1:35.066	74.94	8.856	15:24:43.185
2 -	57.182	29.832	1:27.014	81.87	0.804	15:26:10.199
3 -	56.474	30.484	1:26.958 (3)	81.93	0.748	15:27:37.157
4 -	56.557	30.640	1:27.197	81.70	0.987	15:29:04.354
5 -	56.667	30.499	1:27.166	81.73	0.956	15:30:31.520
6 -	56.725	29.905	1:26.630 (2)	82.24	0.420	15:31:58.150
7 -	55.924	30.286	1:26.210 (1)	82.64		15:33:24.360

P18 747 X		Allan CLARK		Kawasaki - A Clark & Sons Builders		
IDEAL LAP TIME : 1:25.541		BEST LAP TIME : 1:26.223		DIFFERENCE : 0.682		
LAP	SECTOR 1	SECTOR 2	LAP TIME	MPH	DIFF	TIME OF DAY
1 -		30.982	1:36.324	73.96	10.101	15:24:44.443
2 -	57.658	30.220	1:27.878	81.07	1.655	15:26:12.321
3 -	57.101	30.025	1:27.126	81.77	0.903	15:27:39.447
4 -	56.562	29.802	1:26.364 (3)	82.49	0.141	15:29:05.811
5 -	56.135	30.605	1:26.740	82.13	0.517	15:30:32.551
6 -	56.041	30.245	1:26.286 (2)	82.57	0.063	15:31:58.837
7 -	55.739	30.484	1:26.223 (1)	82.63		15:33:25.060

P19 24 X		Harley GODZISZ		Honda - HRG Performance		
IDEAL LAP TIME : 1:27.240		BEST LAP TIME : 1:27.805		DIFFERENCE : 0.565		
LAP	SECTOR 1	SECTOR 2	LAP TIME	MPH	DIFF	TIME OF DAY
1 -		30.470	1:35.442	74.64	7.637	15:24:43.561
2 -	58.290	30.094	1:28.384 (2)	80.61	0.579	15:26:11.945
3 -	58.648	29.741	1:28.389 (3)	80.60	0.584	15:27:40.334
4 -	58.003	30.509	1:28.512	80.49	0.707	15:29:08.846
5 -	57.499	30.306	1:27.805 (1)	81.14		15:30:36.651
6 -	57.586	30.868	1:28.454	80.54	0.649	15:32:05.105

P20 22 X		Matthew MAY		Honda - Tliehurst Glass Racing		
IDEAL LAP TIME : 1:27.465		BEST LAP TIME : 1:27.561		DIFFERENCE : 0.096		
LAP	SECTOR 1	SECTOR 2	LAP TIME	MPH	DIFF	TIME OF DAY
1 -		30.869	1:34.567	75.33	7.006	15:24:42.686
2 -	57.735	30.589	1:28.324 (3)	80.66	0.763	15:26:11.010
3 -	58.155	29.954	1:28.109 (2)	80.86	0.548	15:27:39.119
4 -	57.831	29.730	1:27.561 (1)	81.36		15:29:06.680
5 -	58.701	30.575	1:29.276	79.80	1.715	15:30:35.956
6 -	58.526	30.634	1:29.160	79.90	1.599	15:32:05.116

P21 117 X		Jordan HARRIS		Suzuki - Steve Jordan Motorcycles		
IDEAL LAP TIME : 1:23.599		BEST LAP TIME : 1:23.599		DIFFERENCE : 0.000		
LAP	SECTOR 1	SECTOR 2	LAP TIME	MPH	DIFF	TIME OF DAY
1 -		29.665	1:31.785	77.62	8.186	15:24:39.904
2 -	56.602	29.488	1:26.090 (3)	82.75	2.491	15:26:05.994
3 -	54.807	28.989	1:23.796 (2)	85.02	0.197	15:27:29.790
4 -	54.665	28.934	1:23.599 (1)	85.22		15:28:53.389

Weather / Track : Cloudy / Dry

Donington Park National
Circuit Length = 1.9790 miles
Start: 15:23 Flag 15:31 End: 15:33

BMCRC - MRO Championships 2019 - Rnd 4 @ Donington Park

BMCRC Thunderbike Sport

RACE 3 - X GROUP - BEST SECTORS

SECTOR 1			SECTOR 2			IDEAL / BEST COMPARISON						
POS	NO	NAME	TIME	NO	NAME	TIME	POS	NO	NAME	IDEAL	BEST	DIFF
									PERFECT LAP	1:14.222		
1	74	SINGLETON	48.173	74	SINGLETON	26.049	1	74	SINGLETON	1:14.222	1:14.287	0.065
2	47	WATSON	49.427	47	WATSON	26.977	2	47	WATSON	1:16.404	1:16.512	0.108
3	90	WATSON	50.494	191	SEATH	27.037	3	191	SEATH	1:17.567	1:17.681	0.114
4	191	SEATH	50.530	90	WATSON	27.445	4	90	WATSON	1:17.939	1:18.344	0.405
5	19	LILLEY	50.648	84	BRANCO	27.646	5	135	INGHAM	1:18.559	1:18.605	0.046
6	135	INGHAM	50.872	135	INGHAM	27.687	6	19	LILLEY	1:18.604	1:18.713	0.109
7	84	BRANCO	52.102	19	LILLEY	27.956	7	84	BRANCO	1:19.748	1:19.999	0.251
8	13	GREEN	52.141	73	LEWIN	28.079	8	13	GREEN	1:20.383	1:20.411	0.028
9	51	BEESLEY	53.565	13	GREEN	28.242	9	73	LEWIN	1:21.670	1:21.971	0.301
10	73	LEWIN	53.591	51	BEESLEY	28.455	10	51	BEESLEY	1:22.020	1:22.126	0.106
11	0	STANLEY	53.790	181	FRANKLIN	28.885	11	0	STANLEY	1:23.000	1:23.086	0.086
12	37	WOODS	54.325	117	HARRIS	28.934	12	56	SOILLEUX	1:23.387	1:23.678	0.291
13	56	SOILLEUX	54.420	56	SOILLEUX	28.967	13	37	WOODS	1:23.541	1:23.749	0.208
14	152	ALLEN	54.483	0	STANLEY	29.210	14	117	HARRIS	1:23.599	1:23.599	0.000
15	52	JARMAN	54.509	37	WOODS	29.216	15	181	FRANKLIN	1:23.763	1:23.763	0.000
16	117	HARRIS	54.665	152	ALLEN	29.296	16	152	ALLEN	1:23.779	1:23.779	0.000
17	181	FRANKLIN	54.878	52	JARMAN	29.405	17	52	JARMAN	1:23.914	1:23.914	0.000
18	747	CLARK	55.739	22	MAY	29.730	18	747	CLARK	1:25.541	1:26.223	0.682
19	143	DAVIE	55.924	24	GODZISZ	29.741	19	143	DAVIE	1:25.756	1:26.210	0.454
20	24	GODZISZ	57.499	747	CLARK	29.802	20	24	GODZISZ	1:27.240	1:27.805	0.565
21	22	MAY	57.735	143	DAVIE	29.832	21	22	MAY	1:27.465	1:27.561	0.096

Weather / Track : Cloudy / Dry

Results can be found at www.tsl-timing.com

Donington Park National
Circuit Length = 1.9790 miles
Start: 15:23 Flag 15:31 End: 15:33

Printed - 15:35 Saturday, 18 May 2019

BMCRC - MRO Championships 2019 - Rnd 4 @ Donington Park



BMCRC Thunderbike Sport

RACE 4 - Y GROUP - CLASSIFICATION

POS	NO	NAME	ENTRY	LAPS	TIME	GAP	DIFF	MPH	BEST	ON
1	961	Jack SIM	Yamaha -	7	9:12.346			90.04	1:17.992	6
2	9	Mark TAYLOR	Suzuki - SDC Performance	7	9:12.937	0.591	0.591	89.94	1:17.585	6
3	100	Craig HOWTON	Honda - Me	7	9:13.249	0.903	0.312	89.89	1:17.883	3
4	48	Shaun WALLIS	Yamaha - Watling Tyres	7	9:13.427	1.081	0.178	89.86	1:17.922	3
5	888	David CARSON	Kawasaki - www.TwoDavesRacing.com	7	9:19.909	7.563	6.482	88.82	1:18.671	6
6	17	Tommy DOWNES (R)	Suzuki - Ray Gnarley/ MoreMoto	7	9:25.011	12.665	5.102	88.02	1:19.322	4
7	81	Malvern MAY	Honda -	7	9:26.863	14.517	1.852	87.73	1:19.215	5
8	104	Alex ROBINSON (R)	Honda - Boa	7	9:27.429	15.083	0.566	87.65	1:19.552	5
9	92	Duncan GROVE	Yamaha -	7	9:27.653	15.307	0.224	87.61	1:19.175	6
10	34	Dan THOMAS (R)	Suzuki -	7	9:28.590	16.244	0.937	87.47	1:19.490	6
11	57	Paul FISHER	Kawasaki -	7	9:39.548	27.202	10.958	85.81	1:20.976	2
12	133	Declan CONNELL (R)	Kawasaki - Haynes energy services	7	9:52.515	40.169	12.967	83.94	1:22.191	7
13	171	Colin CLUNE	Suzuki -	7	9:54.673	42.327	2.158	83.63	1:23.198	7
14	85	Andrew KITE	Ducati - Red Rebel Racing	7	9:54.685	42.339	0.012	83.63	1:21.987	7
15	66	Mark SMITH	Yamaha - MHP EXHAUST S	7	10:02.500	50.154	7.815	82.54	1:24.885	3
16	45	Tom STEVENS	Suzuki -	7	10:03.042	50.696	0.542	82.47	1:23.038	7
17	44	James ROBINSON (R)	Honda - CurrentElec	7	10:09.766	57.420	6.724	81.56	1:25.731	2
18	103	Tim BANWELL (R)	Yamaha -	7	10:13.878	1:01.532	4.112	81.01	1:25.151	4
19	373	Robert PRICE (R)	Suzuki -	7	10:20.005	1:07.659	6.127	80.21	1:25.769	7
20	624	Matthew FEDRICK (R)	Yamaha - Matthew Fedrick farriers ltd	7	10:23.750	1:11.404	3.745	79.73	1:26.058	5
21	187	David TREVEIL (R)	Yamaha -	7	10:24.671	1:12.325	0.921	79.61	1:25.762	6
22	33	Peter PARAPANOS (R)	Honda -	7	10:24.729	1:12.383	0.058	79.61	1:26.999	6
23	606	Jake ANDERTON (R)	Honda - CurrentElec Limited	7	10:25.355	1:13.009	0.626	79.53	1:26.172	7
24	101	Glen TRIPP (R)	Honda - yaki too racing	7	10:26.028	1:13.682	0.673	79.44	1:26.414	7

NOT CLASSIFIED

DNF	63	Steve SMULOVIC	Suzuki - SFC Racing	5	7:11.920	2 Laps	2 Laps	82.16	1:24.110	4
DQ	54*	Adam JAMISON	Yamaha - AJ Racing	0						

FASTEST LAP

9	Mark TAYLOR	Suzuki - SDC Performance	6	1:17.585	91.83 mph	147.78 kph
---	-------------	--------------------------	---	----------	-----------	------------

No. 54 – Disqualified from race result, failing post-race technical
92.5% of Race Speed = 83.28 mph

Weather / Track : Cloudy / Dry

These results are provisional until the conclusion of any judicial and technical matters.

Donington Park National
Circuit Length = 1.9790 miles
Start: 15:38 Flag 15:47 End: 15:49

Clerk Of Course :	Timekeeper :
-------------------	--------------

Results can be found at www.tsl-timing.com

Printed - 16:05 Saturday, 18 May 2019



BMCRC - MRO Championships 2019 - Rnd 4 @ Donington Park

BMCRC Thunderbike Sport

RACE 4 - Y GROUP - LAP CHART

LAP 1 @ 15:39:23.239		
NO	BEHIND	LAP TIME

961		1:22.679
54	0.318	1:22.997
100	0.689	1:23.368
9	1.090	1:23.769
17	1.747	1:24.426
888	1.931	1:24.610
48	2.095	1:24.774
104	2.956	1:25.635
81	3.484	1:26.163
57	4.211	1:26.890
34	4.412	1:27.091
92	5.085	1:27.764
85	7.841	1:30.520
133	8.382	1:31.061
66	8.598	1:31.277
44	9.411	1:32.090
171	9.750	1:32.429
63	10.424	1:33.103
606	12.938	1:35.617
45	13.215	1:35.894
373	13.631	1:36.310
33	14.006	1:36.685
103	14.156	1:36.835
101	14.904	1:37.583
624	15.592	1:38.271
187	16.470	1:39.149

LAP 2 @ 15:40:41.836		
NO	BEHIND	LAP TIME

961		1:18.597
54	0.357	1:18.636
9	0.731	1:18.238
100	0.959	1:18.867
48	1.456	1:17.958
17	3.126	1:19.976
888	3.673	1:20.339
104	4.549	1:20.190
81	5.673	1:20.786
57	6.590	1:20.976
34	6.705	1:20.890
92	7.779	1:21.291
133	14.635	1:24.850
66	15.264	1:25.263
171	15.632	1:24.479
85	15.981	1:26.737
44	16.545	1:25.731
63	17.079	1:25.252
45	22.153	1:27.535
103	23.440	1:27.881
606	24.639	1:30.298
33	25.129	1:29.720
624	25.518	1:28.523
373	25.684	1:30.650
187	26.569	1:28.696
101	26.779	1:30.472

LAP 3 @ 15:41:59.926		
NO	BEHIND	LAP TIME

961		1:18.090
54	0.236	1:17.969
9	0.687	1:18.046

100	0.752	1:17.883
48	1.288	1:17.922
888	4.966	1:19.383
17	5.165	1:20.129
104	7.192	1:20.733
81	7.679	1:20.096
34	9.232	1:20.617
92	9.672	1:19.983
57	10.181	1:21.681
133	20.786	1:24.241
171	21.230	1:23.688
66	22.059	1:24.885
85	22.807	1:24.916
63	23.661	1:24.672
44	24.573	1:26.118
45	30.294	1:26.231
103	30.694	1:25.344
33	35.663	1:28.624
606	35.698	1:29.149
373	35.767	1:28.173
187	36.522	1:28.043
624	36.847	1:29.419
101	37.793	1:29.104

LAP 4 @ 15:43:18.070		
NO	BEHIND	LAP TIME

961		1:18.144
54	0.306	1:18.214
100	0.788	1:18.180
9	0.846	1:18.303
48	1.213	1:18.069
888	5.978	1:19.156
17	6.343	1:19.322
104	9.625	1:20.577
81	10.484	1:20.949
34	10.998	1:19.910
92	11.193	1:19.665
57	14.134	1:22.097
133	26.401	1:23.759
171	26.602	1:23.516
66	28.949	1:25.034
85	29.069	1:24.406
63	29.627	1:24.110
44	32.306	1:25.877
45	35.745	1:23.595
103	37.701	1:25.151
373	44.397	1:26.774
33	45.174	1:27.655
606	46.460	1:28.906
624	46.698	1:27.995
101	47.562	1:27.913
187	47.697	1:29.319

LAP 5 @ 15:44:36.189		
NO	BEHIND	LAP TIME

961		1:18.119
54	0.541	1:18.354
100	0.662	1:17.993
9	1.222	1:18.495
48	1.473	1:18.379
888	6.926	1:19.067
17	8.060	1:19.836
104	11.058	1:19.552
81	11.580	1:19.215

92	12.514	1:19.440
34	12.823	1:19.944
57	18.553	1:22.538
133	32.051	1:23.769
171	32.405	1:23.922
85	34.305	1:23.355
66	35.885	1:25.055
63	36.291	1:24.783
44	40.387	1:26.200
45	41.039	1:23.413
103	45.408	1:25.826
373	52.132	1:25.854
33	54.278	1:27.223
624	54.637	1:26.058
187	56.582	1:27.004
606	56.753	1:28.412
101	56.888	1:27.445

LAP 6 @ 15:45:54.181		
NO	BEHIND	LAP TIME

961		1:17.992
54	0.811	1:18.262
9	0.815	1:17.585
100	1.303	1:18.633
48	1.565	1:18.084
888	7.605	1:18.671
17	10.535	1:20.467
104	12.946	1:19.880
81	13.247	1:19.659
92	13.697	1:19.175
34	14.321	1:19.490
57	23.095	1:22.534
133	36.703	1:22.644
171	37.854	1:23.441
85	39.077	1:22.764
66	43.696	1:25.803
45	46.383	1:23.336
44	49.464	1:27.069
103	52.978	1:25.562
373	1:00.615	1:26.475
33	1:03.285	1:26.999
624	1:03.604	1:26.959
187	1:04.352	1:25.762
606	1:05.562	1:26.801
101	1:05.993	1:27.097

LAP 7 @ 15:47:12.906		
NO	BEHIND	LAP TIME

961		1:18.725
9	0.591	1:18.501
54	0.779	1:18.693
100	0.903	1:18.325
48	1.081	1:18.241
888	7.563	1:18.683
17	12.665	1:20.855
81	14.517	1:19.995
104	15.083	1:20.862
92	15.307	1:20.335
34	16.244	1:20.648
57	27.202	1:22.832
133	40.169	1:22.191
171	42.327	1:23.198
85	42.339	1:21.987
66	50.154	1:25.183

Donington Park National
Circuit Length = 1.9790 miles
Start: 15:38 Flag 15:47 End: 15:49

Weather / Track : Cloudy / Dry

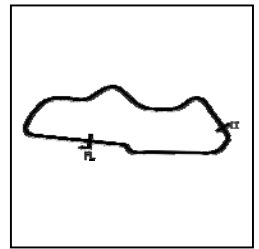
Results can be found at www.tsl-timing.com

Printed - 15:52 Saturday, 18 May 2019

BMCRC - MRO Championships 2019 - Rnd 4 @ Donington Park

BMCRC Thunderbike Sport

RACE 4 - Y GROUP - SECTOR ANALYSIS



SECTOR 1 = FL to I1, SECTOR 2 = I1 to FL, DIFF = Difference To Personal Best Lap, P = Crossed Finish Line in Pit Lane, D = Time Disallowed

P1 961 Y Jack SIM		Yamaha -				
IDEAL LAP TIME : 1:17.857		BEST LAP TIME : 1:17.992		DIFFERENCE : 0.135		
LAP	SECTOR 1	SECTOR 2	LAP TIME	MPH	DIFF	TIME OF DAY
1 -		27.873	1:22.679	86.17	4.687	15:39:23.239
2 -	51.013	27.584	1:18.597	90.64	0.605	15:40:41.836
3 -	50.641	27.449	1:18.090 (2)	91.23	0.098	15:41:59.926
4 -	50.726	27.418	1:18.144	91.17	0.152	15:43:18.070
5 -	50.736	27.383	1:18.119 (3)	91.20	0.127	15:44:36.189
6 -	50.474	27.518	1:17.992 (1)	91.35		15:45:54.181
7 -	50.836	27.889	1:18.725	90.50	0.733	15:47:12.906

P2 9 Y Mark TAYLOR		Suzuki - SDC Performance				
IDEAL LAP TIME : 1:17.585		BEST LAP TIME : 1:17.585		DIFFERENCE : 0.000		
LAP	SECTOR 1	SECTOR 2	LAP TIME	MPH	DIFF	TIME OF DAY
1 -		28.428	1:23.769	85.05	6.184	15:39:24.329
2 -	50.408	27.830	1:18.238 (3)	91.06	0.653	15:40:42.567
3 -	50.489	27.557	1:18.046 (2)	91.28	0.461	15:42:00.613
4 -	50.503	27.800	1:18.303	90.98	0.718	15:43:18.916
5 -	51.007	27.488	1:18.495	90.76	0.910	15:44:37.411
6 -	50.098	27.487	1:17.585 (1)	91.83		15:45:54.996
7 -	50.431	28.070	1:18.501	90.75	0.916	15:47:13.497

P3 54 Y Adam JAMISON		Yamaha - AJ Racing				
IDEAL LAP TIME : 1:17.598		BEST LAP TIME : 1:17.969		DIFFERENCE : 0.371		
LAP	SECTOR 1	SECTOR 2	LAP TIME	MPH	DIFF	TIME OF DAY
1 -		27.961	1:22.997	85.84	5.028	15:39:23.557
2 -	50.834	27.802	1:18.636	90.60	0.667	15:40:42.193
3 -	50.522	27.447	1:17.969 (1)	91.37		15:42:00.162
4 -	50.699	27.515	1:18.214 (2)	91.09	0.245	15:43:18.376
5 -	50.657	27.697	1:18.354	90.92	0.385	15:44:36.730
6 -	50.834	27.428	1:18.262 (3)	91.03	0.293	15:45:54.992
7 -	50.170	28.523	1:18.693	90.53	0.724	15:47:13.685

P4 100 Y Craig HOWTON		Honda - Me				
IDEAL LAP TIME : 1:17.661		BEST LAP TIME : 1:17.883		DIFFERENCE : 0.222		
LAP	SECTOR 1	SECTOR 2	LAP TIME	MPH	DIFF	TIME OF DAY
1 -		27.595	1:23.368	85.45	5.485	15:39:23.928
2 -	51.254	27.613	1:18.867	90.33	0.984	15:40:42.795
3 -	50.758	27.125	1:17.883 (1)	91.47		15:42:00.678
4 -	50.672	27.508	1:18.180 (3)	91.13	0.297	15:43:18.858
5 -	50.745	27.248	1:17.993 (2)	91.34	0.110	15:44:36.851
6 -	51.288	27.345	1:18.633	90.60	0.750	15:45:55.484
7 -	50.536	27.789	1:18.325	90.96	0.442	15:47:13.809

P5 48 Y Shaun WALLIS		Yamaha - Watling Tyres				
IDEAL LAP TIME : 1:17.622		BEST LAP TIME : 1:17.922		DIFFERENCE : 0.300		
LAP	SECTOR 1	SECTOR 2	LAP TIME	MPH	DIFF	TIME OF DAY
1 -		28.486	1:24.774	84.04	6.852	15:39:25.334
2 -	50.757	27.201	1:17.958 (2)	91.39	0.036	15:40:43.292
3 -	50.717	27.205	1:17.922 (1)	91.43		15:42:01.214
4 -	50.721	27.348	1:18.069 (3)	91.26	0.147	15:43:19.283
5 -	51.208	27.171	1:18.379	90.89	0.457	15:44:37.662
6 -	50.791	27.293	1:18.084	91.24	0.162	15:45:55.746
7 -	50.451	27.790	1:18.241	91.06	0.319	15:47:13.987

P6 888 Y David CARSON		Kawasaki - www.TwoDavesRacing.com				
IDEAL LAP TIME : 1:18.381		BEST LAP TIME : 1:18.671		DIFFERENCE : 0.290		
LAP	SECTOR 1	SECTOR 2	LAP TIME	MPH	DIFF	TIME OF DAY

Weather / Track : Cloudy / Dry

Donington Park National
Circuit Length = 1.9790 miles
Start: 15:38 Flag 15:47 End: 15:49

BMCRC - MRO Championships 2019 - Rnd 4 @ Donington Park

BMCRC Thunderbike Sport

RACE 4 - Y GROUP - SECTOR ANALYSIS



SECTOR 1 = FL to I1, SECTOR 2 = I1 to FL, DIFF = Difference To Personal Best Lap, P = Crossed Finish Line in Pit Lane, D = Time Disallowed

1 -		28.282	1:24.610	84.20	5.939	15:39:25.170
2 -	52.031	28.308	1:20.339	88.68	1.668	15:40:45.509
3 -	51.315	28.068	1:19.383	89.75	0.712	15:42:04.892
4 -	51.140	28.016	1:19.156	90.00	0.485	15:43:24.048
5 -	50.912	28.155	1:19.067 (3)	90.10	0.396	15:44:43.115
6 -	50.785	27.886	1:18.671 (1)	90.56		15:46:01.786
7 -	50.495	28.188	1:18.683 (2)	90.54	0.012	15:47:20.469

P7	17 Y	Tommy DOWNES (R)	Suzuki - Ray Gnarley/ MoreMoto
IDEAL LAP TIME : 1:19.189		BEST LAP TIME : 1:19.322	DIFFERENCE : 0.133

LAP	SECTOR 1	SECTOR 2	LAP TIME	MPH	DIFF	TIME OF DAY
1 -		28.305	1:24.426	84.38	5.104	15:39:24.986
2 -	51.900	28.076	1:19.976 (3)	89.08	0.654	15:40:44.962
3 -	52.153	27.976	1:20.129	88.91	0.807	15:42:05.091
4 -	51.213	28.109	1:19.322 (1)	89.81		15:43:24.413
5 -	51.486	28.350	1:19.836 (2)	89.24	0.514	15:44:44.249
6 -	52.138	28.329	1:20.467	88.54	1.145	15:46:04.716
7 -	52.249	28.606	1:20.855	88.11	1.533	15:47:25.571

P8	81 Y	Malvern MAY	Honda -
IDEAL LAP TIME : 1:19.215		BEST LAP TIME : 1:19.215	DIFFERENCE : 0.000

LAP	SECTOR 1	SECTOR 2	LAP TIME	MPH	DIFF	TIME OF DAY
1 -		28.201	1:26.163	82.68	6.948	15:39:26.723
2 -	51.874	28.912	1:20.786	88.19	1.571	15:40:47.509
3 -	51.993	28.103	1:20.096	88.95	0.881	15:42:07.605
4 -	52.513	28.436	1:20.949	88.01	1.734	15:43:28.554
5 -	51.488	27.727	1:19.215 (1)	89.94		15:44:47.769
6 -	51.839	27.820	1:19.659 (2)	89.43	0.444	15:46:07.428
7 -	51.915	28.080	1:19.995 (3)	89.06	0.780	15:47:27.423

P9	104 Y	Alex ROBINSON (R)	Honda - Boa
IDEAL LAP TIME : 1:19.552		BEST LAP TIME : 1:19.552	DIFFERENCE : 0.000

LAP	SECTOR 1	SECTOR 2	LAP TIME	MPH	DIFF	TIME OF DAY
1 -		28.102	1:25.635	83.19	6.083	15:39:26.195
2 -	52.254	27.936	1:20.190 (3)	88.84	0.638	15:40:46.385
3 -	52.554	28.179	1:20.733	88.24	1.181	15:42:07.118
4 -	52.850	27.727	1:20.577	88.42	1.025	15:43:27.695
5 -	52.099	27.453	1:19.552 (1)	89.55		15:44:47.247
6 -	52.187	27.693	1:19.880 (2)	89.19	0.328	15:46:07.127
7 -	52.314	28.548	1:20.862	88.10	1.310	15:47:27.989

P10	92 Y	Duncan GROVE	Yamaha -
IDEAL LAP TIME : 1:19.127		BEST LAP TIME : 1:19.175	DIFFERENCE : 0.048

LAP	SECTOR 1	SECTOR 2	LAP TIME	MPH	DIFF	TIME OF DAY
1 -		28.731	1:27.764	81.17	8.589	15:39:28.324
2 -	52.766	28.525	1:21.291	87.64	2.116	15:40:49.615
3 -	51.991	27.992	1:19.983	89.07	0.808	15:42:09.598
4 -	51.512	28.153	1:19.665 (3)	89.43	0.490	15:43:29.263
5 -	51.393	28.047	1:19.440 (2)	89.68	0.265	15:44:48.703
6 -	51.441	27.734	1:19.175 (1)	89.98		15:46:07.878
7 -	52.170	28.165	1:20.335	88.68	1.160	15:47:28.213

P11	34 Y	Dan THOMAS (R)	Suzuki -
IDEAL LAP TIME : 1:19.354		BEST LAP TIME : 1:19.490	DIFFERENCE : 0.136

LAP	SECTOR 1	SECTOR 2	LAP TIME	MPH	DIFF	TIME OF DAY
1 -		28.497	1:27.091	81.80	7.601	15:39:27.651
2 -	52.072	28.818	1:20.890	88.07	1.400	15:40:48.541
3 -	52.376	28.241	1:20.617	88.37	1.127	15:42:09.158
4 -	51.341	28.569	1:19.910 (2)	89.15	0.420	15:43:29.068

Weather / Track : Cloudy / Dry

Donington Park National
Circuit Length = 1.9790 miles
Start: 15:38 Flag 15:47 End: 15:49

BMCRC - MRO Championships 2019 - Rnd 4 @ Donington Park

BMCRC Thunderbike Sport

RACE 4 - Y GROUP - SECTOR ANALYSIS



SECTOR 1 = FL to I1, SECTOR 2 = I1 to FL, DIFF = Difference To Personal Best Lap, P = Crossed Finish Line in Pit Lane, D = Time Disallowed

5 -	51.931	28.013	1:19.944 (3)	89.12	0.454	15:44:49.012
6 -	51.427	28.063	1:19.490 (1)	89.62		15:46:08.502
7 -	51.913	28.735	1:20.648	88.34	1.158	15:47:29.150

P12	57 Y	Paul FISHER	Kawasaki -			
IDEAL LAP TIME : 1:20.691		BEST LAP TIME : 1:20.976	DIFFERENCE : 0.285			
LAP	SECTOR 1	SECTOR 2	LAP TIME	MPH	DIFF	TIME OF DAY
1 -		28.489	1:26.890	81.99	5.914	15:39:27.450
2 -	52.202	28.774	1:20.976 (1)	87.98		15:40:48.426
3 -	52.841	28.840	1:21.681 (2)	87.22	0.705	15:42:10.107
4 -	53.093	29.004	1:22.097 (3)	86.78	1.121	15:43:32.204
5 -	53.647	28.891	1:22.538	86.31	1.562	15:44:54.742
6 -	53.354	29.180	1:22.534	86.32	1.558	15:46:17.276
7 -	53.504	29.328	1:22.832	86.01	1.856	15:47:40.108

P13	133 Y	Declan CONNELL (R)	Kawasaki - Haynes energy services			
IDEAL LAP TIME : 1:22.191		BEST LAP TIME : 1:22.191	DIFFERENCE : 0.000			
LAP	SECTOR 1	SECTOR 2	LAP TIME	MPH	DIFF	TIME OF DAY
1 -		29.782	1:31.061	78.24	8.870	15:39:31.621
2 -	55.080	29.770	1:24.850	83.96	2.659	15:40:56.471
3 -	54.422	29.819	1:24.241	84.57	2.050	15:42:20.712
4 -	54.298	29.461	1:23.759 (3)	85.06	1.568	15:43:44.471
5 -	54.433	29.336	1:23.769	85.05	1.578	15:45:08.240
6 -	53.396	29.248	1:22.644 (2)	86.20	0.453	15:46:30.884
7 -	53.017	29.174	1:22.191 (1)	86.68		15:47:53.075

P14	171 Y	Colin CLUNE	Suzuki -			
IDEAL LAP TIME : 1:22.954		BEST LAP TIME : 1:23.198	DIFFERENCE : 0.244			
LAP	SECTOR 1	SECTOR 2	LAP TIME	MPH	DIFF	TIME OF DAY
1 -		29.652	1:32.429	77.08	9.231	15:39:32.989
2 -	54.809	29.670	1:24.479	84.33	1.281	15:40:57.468
3 -	54.397	29.291	1:23.688	85.13	0.490	15:42:21.156
4 -	54.074	29.442	1:23.516 (3)	85.30	0.318	15:43:44.672
5 -	54.613	29.309	1:23.922	84.89	0.724	15:45:08.594
6 -	54.139	29.302	1:23.441 (2)	85.38	0.243	15:46:32.035
7 -	53.663	29.535	1:23.198 (1)	85.63		15:47:55.233

P15	85 Y	Andrew KITE	Ducati - Red Rebel Racing			
IDEAL LAP TIME : 1:21.987		BEST LAP TIME : 1:21.987	DIFFERENCE : 0.000			
LAP	SECTOR 1	SECTOR 2	LAP TIME	MPH	DIFF	TIME OF DAY
1 -		29.639	1:30.520	78.70	8.533	15:39:31.080
2 -	56.260	30.477	1:26.737	82.14	4.750	15:40:57.817
3 -	55.502	29.414	1:24.916	83.90	2.929	15:42:22.733
4 -	54.641	29.765	1:24.406	84.40	2.419	15:43:47.139
5 -	54.251	29.104	1:23.355 (3)	85.47	1.368	15:45:10.494
6 -	53.616	29.148	1:22.764 (2)	86.08	0.777	15:46:33.258
7 -	53.465	28.522	1:21.987 (1)	86.89		15:47:55.245

P16	66 Y	Mark SMITH	Yamaha - MHP EXHAUST S			
IDEAL LAP TIME : 1:24.538		BEST LAP TIME : 1:24.885	DIFFERENCE : 0.347			
LAP	SECTOR 1	SECTOR 2	LAP TIME	MPH	DIFF	TIME OF DAY
1 -		29.616	1:31.277	78.05	6.392	15:39:31.837
2 -	55.683	29.580	1:25.263	83.56	0.378	15:40:57.100
3 -	55.504	29.381	1:24.885 (1)	83.93		15:42:21.985
4 -	55.157	29.877	1:25.034 (2)	83.78	0.149	15:43:47.019
5 -	55.288	29.767	1:25.055 (3)	83.76	0.170	15:45:12.074
6 -	55.429	30.374	1:25.803	83.03	0.918	15:46:37.877
7 -	55.184	29.999	1:25.183	83.63	0.298	15:48:03.060

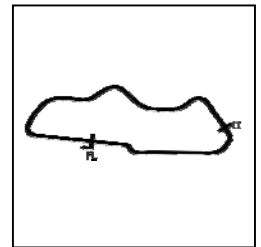
Weather / Track : Cloudy / Dry

Donington Park National
Circuit Length = 1.9790 miles
Start: 15:38 Flag 15:47 End: 15:49

BMCRC - MRO Championships 2019 - Rnd 4 @ Donington Park

BMCRC Thunderbike Sport

RACE 4 - Y GROUP - SECTOR ANALYSIS



SECTOR 1 = FL to I1, SECTOR 2 = I1 to FL, DIFF = Difference To Personal Best Lap, P = Crossed Finish Line in Pit Lane, D = Time Disallowed

P17 45 Y Tom STEVENS		Suzuki -				
IDEAL LAP TIME : 1:22.372		BEST LAP TIME : 1:23.038		DIFFERENCE : 0.666		
LAP	SECTOR 1	SECTOR 2	LAP TIME	MPH	DIFF	TIME OF DAY
1 -		30.746	1:35.894	74.29	12.856	15:39:36.454
2 -	56.693	30.842	1:27.535	81.39	4.497	15:41:03.989
3 -	55.898	30.333	1:26.231	82.62	3.193	15:42:30.220
4 -	54.135	29.460	1:23.595	85.22	0.557	15:43:53.815
5 -	53.625	29.788	1:23.413 (3)	85.41	0.375	15:45:17.228
6 -	53.998	29.338	1:23.336 (2)	85.49	0.298	15:46:40.564
7 -	53.034	30.004	1:23.038 (1)	85.79		15:48:03.602

P18 44 Y James ROBINSON (R)		Honda - CurrentElec				
IDEAL LAP TIME : 1:25.466		BEST LAP TIME : 1:25.731		DIFFERENCE : 0.265		
LAP	SECTOR 1	SECTOR 2	LAP TIME	MPH	DIFF	TIME OF DAY
1 -		29.799	1:32.090	77.36	6.359	15:39:32.650
2 -	55.765	29.966	1:25.731 (1)	83.10		15:40:58.381
3 -	56.417	29.701	1:26.118 (3)	82.73	0.387	15:42:24.499
4 -	55.766	30.111	1:25.877 (2)	82.96	0.146	15:43:50.376
5 -	56.303	29.897	1:26.200	82.65	0.469	15:45:16.576
6 -	56.213	30.856	1:27.069	81.82	1.338	15:46:43.645
7 -	56.275	30.406	1:26.681	82.19	0.950	15:48:10.326

P19 103 Y Tim BANWELL (R)		Yamaha -				
IDEAL LAP TIME : 1:24.831		BEST LAP TIME : 1:25.151		DIFFERENCE : 0.320		
LAP	SECTOR 1	SECTOR 2	LAP TIME	MPH	DIFF	TIME OF DAY
1 -		29.667	1:36.835	73.57	11.684	15:39:37.395
2 -	58.467	29.414	1:27.881	81.07	2.730	15:41:05.276
3 -	55.883	29.461	1:25.344 (2)	83.48	0.193	15:42:30.620
4 -	55.725	29.426	1:25.151 (1)	83.67		15:43:55.771
5 -	55.417	30.409	1:25.826	83.01	0.675	15:45:21.597
6 -	55.861	29.701	1:25.562 (3)	83.26	0.411	15:46:47.159
7 -	57.604	29.675	1:27.279	81.63	2.128	15:48:14.438

P20 373 Y Robert PRICE (R)		Suzuki -				
IDEAL LAP TIME : 1:25.769		BEST LAP TIME : 1:25.769		DIFFERENCE : 0.000		
LAP	SECTOR 1	SECTOR 2	LAP TIME	MPH	DIFF	TIME OF DAY
1 -		30.824	1:36.310	73.97	10.541	15:39:36.870
2 -	59.453	31.197	1:30.650	78.59	4.881	15:41:07.520
3 -	57.976	30.197	1:28.173	80.80	2.404	15:42:35.693
4 -	56.957	29.817	1:26.774	82.10	1.005	15:44:02.467
5 -	56.021	29.833	1:25.854 (2)	82.98	0.085	15:45:28.321
6 -	56.560	29.915	1:26.475 (3)	82.38	0.706	15:46:54.796
7 -	56.017	29.752	1:25.769 (1)	83.06		15:48:20.565

P21 624 Y Matthew FEDRICK (R)		Yamaha - Matthew Fedrick farriers ltd				
IDEAL LAP TIME : 1:25.540		BEST LAP TIME : 1:26.058		DIFFERENCE : 0.518		
LAP	SECTOR 1	SECTOR 2	LAP TIME	MPH	DIFF	TIME OF DAY
1 -		30.835	1:38.271	72.49	12.213	15:39:38.831
2 -	57.805	30.718	1:28.523	80.48	2.465	15:41:07.354
3 -	58.772	30.647	1:29.419	79.67	3.361	15:42:36.773
4 -	57.787	30.208	1:27.995	80.96	1.937	15:44:04.768
5 -	56.020	30.038	1:26.058 (1)	82.78		15:45:30.826
6 -	56.399	30.560	1:26.959 (3)	81.93	0.901	15:46:57.785
7 -	57.005	29.520	1:26.525 (2)	82.34	0.467	15:48:24.310

P22 187 Y David TREVEIL (R)		Yamaha -				
IDEAL LAP TIME : 1:25.202		BEST LAP TIME : 1:25.762		DIFFERENCE : 0.560		
LAP	SECTOR 1	SECTOR 2	LAP TIME	MPH	DIFF	TIME OF DAY

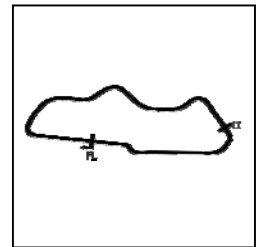
Weather / Track : Cloudy / Dry

Donington Park National
 Circuit Length = 1.9790 miles
 Start: 15:38 Flag 15:47 End: 15:49

BMCRC - MRO Championships 2019 - Rnd 4 @ Donington Park

BMCRC Thunderbike Sport

RACE 4 - Y GROUP - SECTOR ANALYSIS



SECTOR 1 = FL to I1, SECTOR 2 = I1 to FL, DIFF = Difference To Personal Best Lap, P = Crossed Finish Line in Pit Lane, D = Time Disallowed

1 -		31.699	1:39.149	71.85	13.387	15:39:39.709
2 -	57.585	31.111	1:28.696	80.32	2.934	15:41:08.405
3 -	57.412	30.631	1:28.043	80.92	2.281	15:42:36.448
4 -	57.878	31.441	1:29.319	79.76	3.557	15:44:05.767
5 -	56.781	30.223	1:27.004 (3)	81.88	1.242	15:45:32.771
6 -	55.069	30.693	1:25.762 (1)	83.07		15:46:58.533
7 -	56.565	30.133	1:26.698 (2)	82.17	0.936	15:48:25.231

LAP	SECTOR 1	SECTOR 2	LAP TIME	MPH	DIFF	TIME OF DAY
1 -		30.936	1:36.685	73.68	9.686	15:39:37.245
2 -	58.894	30.826	1:29.720	79.40	2.721	15:41:06.965
3 -	57.812	30.812	1:28.624	80.39	1.625	15:42:35.589
4 -	57.785	29.870	1:27.655 (3)	81.28	0.656	15:44:03.244
5 -	56.200	31.023	1:27.223 (2)	81.68	0.224	15:45:30.467
6 -	56.486	30.513	1:26.999 (1)	81.89		15:46:57.466
7 -	57.206	30.617	1:27.823	81.12	0.824	15:48:25.289

LAP	SECTOR 1	SECTOR 2	LAP TIME	MPH	DIFF	TIME OF DAY
1 -		30.794	1:35.617	74.51	9.445	15:39:36.177
2 -	59.243	31.055	1:30.298	78.90	4.126	15:41:06.475
3 -	58.058	31.091	1:29.149	79.91	2.977	15:42:35.624
4 -	58.408	30.498	1:28.906	80.13	2.734	15:44:04.530
5 -	57.666	30.746	1:28.412 (3)	80.58	2.240	15:45:32.942
6 -	56.462	30.339	1:26.801 (2)	82.08	0.629	15:46:59.743
7 -	56.571	29.601	1:26.172 (1)	82.67		15:48:25.915

LAP	SECTOR 1	SECTOR 2	LAP TIME	MPH	DIFF	TIME OF DAY
1 -		30.763	1:37.583	73.01	11.169	15:39:38.143
2 -	59.749	30.723	1:30.472	78.74	4.058	15:41:08.615
3 -	58.961	30.143	1:29.104	79.95	2.690	15:42:37.719
4 -	57.996	29.917	1:27.913	81.04	1.499	15:44:05.632
5 -	57.505	29.940	1:27.445 (3)	81.47	1.031	15:45:33.077
6 -	57.265	29.832	1:27.097 (2)	81.80	0.683	15:47:00.174
7 -	57.091	29.323	1:26.414 (1)	82.44		15:48:26.588

LAP	SECTOR 1	SECTOR 2	LAP TIME	MPH	DIFF	TIME OF DAY
1 -		29.599	1:33.103	76.52	8.993	15:39:33.663
2 -	55.039	30.213	1:25.252	83.57	1.142	15:40:58.915
3 -	54.853	29.819	1:24.672 (2)	84.14	0.562	15:42:23.587
4 -	54.076	30.034	1:24.110 (1)	84.70		15:43:47.697
5 -	54.939	29.844	1:24.783 (3)	84.03	0.673	15:45:12.480

LAP	SECTOR 1	SECTOR 2	LAP TIME	MPH	DIFF	TIME OF DAY
1 -		30.936	1:36.685	73.68	9.686	15:39:37.245
2 -	58.894	30.826	1:29.720	79.40	2.721	15:41:06.965
3 -	57.812	30.812	1:28.624	80.39	1.625	15:42:35.589
4 -	57.785	29.870	1:27.655 (3)	81.28	0.656	15:44:03.244
5 -	56.200	31.023	1:27.223 (2)	81.68	0.224	15:45:30.467
6 -	56.486	30.513	1:26.999 (1)	81.89		15:46:57.466
7 -	57.206	30.617	1:27.823	81.12	0.824	15:48:25.289

LAP	SECTOR 1	SECTOR 2	LAP TIME	MPH	DIFF	TIME OF DAY
1 -		30.794	1:35.617	74.51	9.445	15:39:36.177
2 -	59.243	31.055	1:30.298	78.90	4.126	15:41:06.475
3 -	58.058	31.091	1:29.149	79.91	2.977	15:42:35.624
4 -	58.408	30.498	1:28.906	80.13	2.734	15:44:04.530
5 -	57.666	30.746	1:28.412 (3)	80.58	2.240	15:45:32.942
6 -	56.462	30.339	1:26.801 (2)	82.08	0.629	15:46:59.743
7 -	56.571	29.601	1:26.172 (1)	82.67		15:48:25.915

LAP	SECTOR 1	SECTOR 2	LAP TIME	MPH	DIFF	TIME OF DAY
1 -		30.763	1:37.583	73.01	11.169	15:39:38.143
2 -	59.749	30.723	1:30.472	78.74	4.058	15:41:08.615
3 -	58.961	30.143	1:29.104	79.95	2.690	15:42:37.719
4 -	57.996	29.917	1:27.913	81.04	1.499	15:44:05.632
5 -	57.505	29.940	1:27.445 (3)	81.47	1.031	15:45:33.077
6 -	57.265	29.832	1:27.097 (2)	81.80	0.683	15:47:00.174
7 -	57.091	29.323	1:26.414 (1)	82.44		15:48:26.588

LAP	SECTOR 1	SECTOR 2	LAP TIME	MPH	DIFF	TIME OF DAY
1 -		29.599	1:33.103	76.52	8.993	15:39:33.663
2 -	55.039	30.213	1:25.252	83.57	1.142	15:40:58.915
3 -	54.853	29.819	1:24.672 (2)	84.14	0.562	15:42:23.587
4 -	54.076	30.034	1:24.110 (1)	84.70		15:43:47.697
5 -	54.939	29.844	1:24.783 (3)	84.03	0.673	15:45:12.480

Weather / Track : Cloudy / Dry

Donington Park National
Circuit Length = 1.9790 miles
Start: 15:38 Flag 15:47 End: 15:49

BMCRC - MRO Championships 2019 - Rnd 4 @ Donington Park

BMCRC Thunderbike Sport

RACE 4 - Y GROUP - BEST SECTORS

SECTOR 1			SECTOR 2			IDEAL / BEST COMPARISON						
POS	NO	NAME	TIME	NO	NAME	TIME	POS	NO	NAME	IDEAL	BEST	DIFF
									PERFECT LAP	1:17.223		
1	9	TAYLOR	50.098	100	HOWTON	27.125	1	9	TAYLOR	1:17.585	1:17.585	0.000
2	54	JAMISON	50.170	48	WALLIS	27.171	2	54	JAMISON	1:17.598	1:17.969	0.371
3	48	WALLIS	50.451	961	SIM	27.383	3	48	WALLIS	1:17.622	1:17.922	0.300
4	961	SIM	50.474	54	JAMISON	27.428	4	100	HOWTON	1:17.661	1:17.883	0.222
5	888	CARSON	50.495	104	ROBINSON (R)	27.453	5	961	SIM	1:17.857	1:17.992	0.135
6	100	HOWTON	50.536	9	TAYLOR	27.487	6	888	CARSON	1:18.381	1:18.671	0.290
7	17	DOWNES (R)	51.213	81	MAY	27.727	7	92	GROVE	1:19.127	1:19.175	0.048
8	34	THOMAS (R)	51.341	92	GROVE	27.734	8	17	DOWNES (R)	1:19.189	1:19.322	0.133
9	92	GROVE	51.393	888	CARSON	27.886	9	81	MAY	1:19.215	1:19.215	0.000
10	81	MAY	51.488	17	DOWNES (R)	27.976	10	34	THOMAS (R)	1:19.354	1:19.490	0.136
11	104	ROBINSON (R)	52.099	34	THOMAS (R)	28.013	11	104	ROBINSON (R)	1:19.552	1:19.552	0.000
12	57	FISHER	52.202	57	FISHER	28.489	12	57	FISHER	1:20.691	1:20.976	0.285
13	133	CONNELL (R)	53.017	85	KITE	28.522	13	85	KITE	1:21.987	1:21.987	0.000
14	45	STEVENS	53.034	133	CONNELL (R)	29.174	14	133	CONNELL (R)	1:22.191	1:22.191	0.000
15	85	KITE	53.465	171	CLUNE	29.291	15	45	STEVENS	1:22.372	1:23.038	0.666
16	171	CLUNE	53.663	101	TRIPP (R)	29.323	16	171	CLUNE	1:22.954	1:23.198	0.244
17	63	SMULOVIC	54.076	45	STEVENS	29.338	17	63	SMULOVIC	1:23.675	1:24.110	0.435
18	187	TREVEIL (R)	55.069	66	SMITH	29.381	18	66	SMITH	1:24.538	1:24.885	0.347
19	66	SMITH	55.157	103	BANWELL (R)	29.414	19	103	BANWELL (R)	1:24.831	1:25.151	0.320
20	103	BANWELL (R)	55.417	624	FEDRICK (R)	29.520	20	187	TREVEIL (R)	1:25.202	1:25.762	0.560
21	44	ROBINSON (R)	55.765	63	SMULOVIC	29.599	21	44	ROBINSON (R)	1:25.466	1:25.731	0.265
22	373	PRICE (R)	56.017	606	ANDERTON (R)	29.601	22	624	FEDRICK (R)	1:25.540	1:26.058	0.518
23	624	FEDRICK (R)	56.020	44	ROBINSON (R)	29.701	23	373	PRICE (R)	1:25.769	1:25.769	0.000
24	33	PARAPANOS (R)	56.200	373	PRICE (R)	29.752	24	606	ANDERTON (R)	1:26.063	1:26.172	0.109
25	606	ANDERTON (R)	56.462	33	PARAPANOS (R)	29.870	25	33	PARAPANOS (R)	1:26.070	1:26.999	0.929
26	101	TRIPP (R)	57.091	187	TREVEIL (R)	30.133	26	101	TRIPP (R)	1:26.414	1:26.414	0.000

Weather / Track : Cloudy / Dry

Results can be found at www.tsl-timing.com

Donington Park National
Circuit Length = 1.9790 miles
Start: 15:38 Flag 15:47 End: 15:49

Printed - 15:52 Saturday, 18 May 2019

BMCRC - MRO Championships 2019 - Rnd 4 @ Donington Park



BMCRC Thunderbike Sport

RACE 3 - GROUP A & B - GRID (10 Laps)

ROW 11	1	32	54 Adam JAMISON	31	24 Harley GODZISZ	1:27.805
ROW 10	30	29	101 Glen TRIPP (R)	28	747 Allan CLARK	1:26.223
ROW 9	27	26	624 Matthew FEDRICK (R)	25	373 Robert PRICE (R)	1:25.769
ROW 8	24	23	44 James ROBINSON (R)	22	103 Tim BANWELL (R)	1:25.151
ROW 7	21	20	52 Gary JARMAN	19	181 Robert FRANKLIN	1:23.763
ROW 6	18	17	171 Colin CLUNE	16	45 Tom STEVENS	1:23.038
ROW 5	15	14	85 Andrew KITE	13	57 Paul FISHER	1:20.976
ROW 4	12	11	104 Alex ROBINSON (R)	10	34 Dan THOMAS (R)	1:19.490
ROW 3	9	8	92 Duncan GROVE	7	888 David CARSON	1:18.671
ROW 2	6	5	961 Jack SIM	4	100 Craig HOWTON	1:17.883
ROW 1	3	2	47 Thomas WATSON	1	74 Daniel SINGLETON	1:14.287

Pole

Donington Park National
Circuit Length = 1.9790 miles

These results are provisional until the conclusion of any judicial and technical matters.

Clerk Of Course :	Timekeeper :
-------------------	--------------

Results can be found at www.tsl-timing.com

Printed - 18:56 Saturday, 18 May 2019



BMCRC - MRO Championships 2019 - Rnd 4 @ Donington Park



BMCRC Thunderbike Sport

RACE 8 - GROUP B & C - GRID (10 Laps)

ROW 11	1	32	27	Chris GILES	31	22	Matthew MAY	1:27.561				
ROW 10	30	1:26.999	33	Peter PARAPANOS (R)	29	1:26.414	101	Glen TRIPP (R)	28	1:26.210	143	Robert DAVIE
ROW 9	27	1:26.172	606	Jake ANDERTON (R)	26	1:26.058	624	Matthew FEDRICK (R)	25	1:25.769	373	Robert PRICE (R)
ROW 8	24	1:25.762	187	David TREVEIL (R)	23	1:25.731	44	James ROBINSON (R)	22	1:25.151	103	Tim BANWELL (R)
ROW 7	21	1:24.110	63	Steve SMULOVIC	20	1:23.779	152	Jason ALLEN	19	1:23.749	37	Ricky WOODS
ROW 6	18	1:23.599	117	Jordan HARRIS	17	1:23.086	0	Luke STANLEY	16	1:22.191	133	Declan CONNELL (R)
ROW 5	15	1:22.126	51	Paul BEESLEY	14	1:21.971	73	Vincent LEWIN	13	1:20.411	13	Wii GREEN
ROW 4	12	1:19.552	104	Alex ROBINSON (R)	11	1:19.490	34	Dan THOMAS (R)	10	1:19.322	17	Tommy DOWNES (R)
ROW 3	9	1:19.215	81	Malvern MAY	8	1:18.713	19	Kevin LILLEY	7	1:18.671	888	David CARSON
ROW 2	6	1:18.344	90	Edward WATSON	5	1:17.992	961	Jack SIM	4	1:17.922	48	Shaun WALLIS
ROW 1	3	1:17.883	100	Craig HOWTON	2	1:17.585	9	Mark TAYLOR	1	1:16.512	47	Thomas WATSON
												Pole

Donington Park National
Circuit Length = 1.9790 miles

These results are provisional until the conclusion of any judicial and technical matters.

Clerk Of Course :	Timekeeper :
-------------------	--------------

Results can be found at www.tsl-timing.com

Printed - 18:57 Saturday, 18 May 2019



BMCRC - MRO Championships 2019 - Rnd 4 @ Donington Park



BMCRC Thunderbike Sport

RACE 15 - GROUP A & C - GRID (10 Laps)

ROW 11	33	27	Chris GILES	32	666	Shane BEASLEY	31	24	Harley GODZISZ	1:27.805
ROW 10	30	22	Matthew MAY	29	747	Allan CLARK	28	143	Robert DAVIE	1:27.561 1:26.223 1:26.210
ROW 9	27	66	Mark SMITH	26	63	Steve SMULOVIC	25	52	Gary JARMAN	1:24.885 1:24.110 1:23.914
ROW 8	24	152	Jason ALLEN	23	181	Robert FRANKLIN	22	37	Ricky WOODS	1:23.779 1:23.763 1:23.749
ROW 7	21	56	Jason SOILLEUX	20	117	Jordan HARRIS	19	171	Colin CLUNE	1:23.678 1:23.599 1:23.198
ROW 6	18	0	Luke STANLEY	17	45	Tom STEVENS	16	51	Paul BEESLEY	1:23.086 1:23.038 1:22.126
ROW 5	15	85	Andrew KITE	14	73	Vincent LEWIN	13	57	Paul FISHER	1:21.987 1:21.971 1:20.976
ROW 4	12	13	Wii GREEN	11	84	Ricardo BRANCO	10	81	Malvern MAY	1:20.411 1:19.999 1:19.215
ROW 3	9	92	Duncan GROVE	8	19	Kevin LILLEY	7	135	Daniel INGHAM	1:19.175 1:18.713 1:18.605
ROW 2	6	90	Edward WATSON	5	54	Adam JAMISON	4	48	Shaun WALLIS	1:18.344 1:17.969 1:17.922
ROW 1	3	191	James SEATH	2	9	Mark TAYLOR	1	74	Daniel SINGLETON	1:17.681 1:17.585 1:14.287
										Pole

Donington Park National
Circuit Length = 1.9790 miles

These results are provisional until the conclusion of any judicial and technical matters.

Clerk Of Course :		Timekeeper :
-------------------	--	--------------

Results can be found at www.tsl-timing.com

Printed - 18:40 Saturday, 18 May 2019



BMCRC - MRO Championships 2019 - Rnd 4 @ Donington Park



BMCRC Thunderbike Sport

RACE 3 - GROUP A & B - CLASSIFICATION

POS	NO	CL	PIC NAME	ENTRY	LAPS	TIME	GAP	DIFF	MPH	BEST	ON
1	74	A	1 Daniel SINGLETON	Honda - Bambino Developments Racing	10	12:46.631			92.75	1:14.933	5
2	47	B	1 Thomas WATSON	Yamaha - Motorsportdays.com TEA Time Racing	10	12:50.265	3.634	3.634	92.31	1:15.587	3
3	961	B	2 Jack SIM	Yamaha -	10	13:04.323	17.692	14.058	90.66	1:17.333	8
4	54	A	2 Adam JAMISON	Yamaha - AJ Racing	10	13:05.398	18.767	1.075	90.53	1:16.855	6
5	100	B	3 Craig HOWTON	Honda - Me	10	13:05.634	19.003	0.236	90.51	1:17.091	8
6	121	A	3 Rodger MARSH	Honda -	10	13:09.634	23.003	4.000	90.05	1:17.160	5
7	888	B	4 David CARSON	Kawasaki - www.TwoDavesRacing.com	10	13:11.826	25.195	2.192	89.80	1:17.951	6
8	191	A	4 James SEATH	Kawasaki - Ovenden Earthmoving	10	13:12.454	25.823	0.628	89.73	1:18.168	3
9	135	A	5 Daniel INGHAM	Suzuki - Derek Jones Butchers	10	13:15.758	29.127	3.304	89.36	1:18.110	2
10	17	B	5 Tommy DOWNES (R)	Suzuki - Ray Gnarley/ MoreMoto	10	13:16.677	30.046	0.919	89.25	1:18.300	4
11	84	A	6 Ricardo BRANCO	Yamaha - IMP Racing	10	13:30.307	43.676	13.630	87.75	1:19.660	2
12	92	A	7 Duncan GROVE	Yamaha -	10	13:30.324	43.693	0.017	87.75	1:19.617	6
13	104	B	6 Alex ROBINSON (R)	Honda - Boa	10	13:33.924	47.293	3.600	87.36	1:19.409	8
14	45	A	8 Tom STEVENS	Suzuki -	10	13:54.339	1:07.708	20.415	85.22	1:20.929	10
15	133	B	7 Declan CONNELL (R)	Kawasaki - Haynes energy services	10	13:54.585	1:07.954	0.246	85.20	1:21.248	8
16	181	A	9 Robert FRANKLIN	Suzuki - RCF GARDENS	10	13:55.347	1:08.716	0.762	85.12	1:21.213	9
17	57	A	10 Paul FISHER	Kawasaki -	10	13:55.782	1:09.151	0.435	85.08	1:22.051	6
18	171	A	11 Colin CLUNE	Suzuki -	10	13:56.073	1:09.442	0.291	85.05	1:22.042	10
19	66	A	12 Mark SMITH	Yamaha - MHP EXHAUST S	9	12:51.548	1 Lap	1 Lap	82.93	1:22.865	9
20	44	B	8 James ROBINSON (R)	Honda - CurrentElec	9	12:51.860	1 Lap	0.312	82.89	1:23.406	8
21	56	A	13 Jason SOILLEUX	Ducati -	9	12:52.709	1 Lap	0.849	82.80	1:22.591	9
22	85	A	14 Andrew KITE	Ducati - Red Rebel Racing	9	12:53.066	1 Lap	0.357	82.76	1:21.502	9
23	373	B	9 Robert PRICE (R)	Suzuki -	9	12:58.522	1 Lap	5.456	82.18	1:24.585	7
24	624	B	10 Matthew FEDRICK (R)	Yamaha - Matthew Fedrick farriers ltd	9	12:59.247	1 Lap	0.725	82.11	1:22.928	6
25	187	B	11 David TREVEIL (R)	Yamaha -	9	13:00.026	1 Lap	0.779	82.02	1:24.753	8
26	52	A	15 Gary JARMAN	Kawasaki - G & S Motorcycle tyres	9	13:02.119	1 Lap	2.093	81.81	1:24.598	8
27	606	B	12 Jake ANDERTON (R)	Honda - CurrentElec Limited	9	13:06.401	1 Lap	4.282	81.36	1:24.907	7
28	747	A	16 Allan CLARK	Kawasaki - A Clark & Sons Builders	9	13:12.624	1 Lap	6.223	80.72	1:25.957	5
29	33	B	13 Peter PARAPANOS (R)	Honda -	9	13:21.139	1 Lap	8.515	79.86	1:26.912	3
30	101	B	14 Glen TRIPP (R)	Honda - yaki too racing	9	13:21.328	1 Lap	0.189	79.84	1:26.671	6

NOT CLASSIFIED

DNF	34	B	Dan THOMAS (R)	Suzuki -	8	10:52.523	2 Laps	1 Lap	87.13	1:20.261	6
-----	----	---	----------------	----------	---	-----------	--------	-------	-------	----------	---

FASTEST LAP

74	A	Daniel SINGLETON	Honda - Bambino Developments Racing	5	1:14.933	95.08 mph	153.01 kph
47	B	Thomas WATSON	Yamaha - Motorsportdays.com TEA Time Racing	3	1:15.587	94.25 mph	151.69 kph

Class A - 92.5% of Race Speed = 85.79 mph

Class B - 92.5% of Race Speed = 85.38 mph

Donington Park National
Circuit Length = 1.9790 miles
Start: 10:03 Flag 10:16 End: 10:17

Weather / Track : Bright / Dry

These results are provisional until the conclusion of any judicial and technical matters.

Clerk Of Course :	Timekeeper :
-------------------	--------------

Results can be found at www.tsl-timing.com

Printed - 10:26 Sunday, 19 May 2019



BMCRC - MRO Championships 2019 - Rnd 4 @ Donington Park

BMCRC Thunderbike Sport

RACE 3 - GROUP A & B - LAP CHART

45	1:07.708	1:20.929
133	1:07.954	1:22.171
181	1:08.716	1:21.707
57	1:09.151	1:22.705
171	1:09.442	1:22.042

BMCRC - MRO Championships 2019 - Rnd 4 @ Donington Park

BMCRC Thunderbike Sport

RACE 3 - GROUP A & B - SECTOR ANALYSIS



SECTOR 1 = FL to I1, SECTOR 2 = I1 to FL, DIFF = Difference To Personal Best Lap, P = Crossed Finish Line in Pit Lane, D = Time Disallowed

P1 74 A Daniel SINGLETON		Honda - Bambino Developments Racing				
IDEAL LAP TIME : 1:14.785		BEST LAP TIME : 1:14.933		DIFFERENCE : 0.148		
LAP	SECTOR 1	SECTOR 2	LAP TIME	MPH	DIFF	TIME OF DAY
1 -		26.262	1:19.705	89.38	4.772	10:04:51.714
2 -	49.332	28.358	1:17.690	91.70	2.757	10:06:09.404
3 -	49.550	26.070	1:15.620 (3)	94.21	0.687	10:07:25.024
4 -	49.507	26.218	1:15.725	94.08	0.792	10:08:40.749
5 -	48.715	26.218	1:14.933 (1)	95.08		10:09:55.682
6 -	49.234	26.482	1:15.716	94.09	0.783	10:11:11.398
7 -	48.987	26.499	1:15.486 (2)	94.38	0.553	10:12:26.884
8 -	49.498	26.382	1:15.880	93.89	0.947	10:13:42.764
9 -	51.402	26.550	1:17.952	91.39	3.019	10:15:00.716
10 -	49.690	28.234	1:17.924	91.43	2.991	10:16:18.640

P2 47 B Thomas WATSON		Yamaha - Motorsportdays.com TEA Time Racing				
IDEAL LAP TIME : 1:15.523		BEST LAP TIME : 1:15.587		DIFFERENCE : 0.064		
LAP	SECTOR 1	SECTOR 2	LAP TIME	MPH	DIFF	TIME OF DAY
1 -		26.941	1:21.834	87.06	6.247	10:04:53.843
2 -	49.175	26.933	1:16.108 (3)	93.61	0.521	10:06:09.951
3 -	49.239	26.348	1:15.587 (1)	94.25		10:07:25.538
4 -	49.937	26.645	1:16.582	93.03	0.995	10:08:42.120
5 -	49.705	26.785	1:16.490	93.14	0.903	10:09:58.610
6 -	49.574	26.845	1:16.419	93.23	0.832	10:11:15.029
7 -	49.604	26.850	1:16.454	93.18	0.867	10:12:31.483
8 -	49.255	26.806	1:16.061 (2)	93.67	0.474	10:13:47.544
9 -	49.549	27.332	1:16.881	92.67	1.294	10:15:04.425
10 -	50.213	27.636	1:17.849	91.51	2.262	10:16:22.274

P3 961 B Jack SIM		Yamaha -				
IDEAL LAP TIME : 1:17.204		BEST LAP TIME : 1:17.333		DIFFERENCE : 0.129		
LAP	SECTOR 1	SECTOR 2	LAP TIME	MPH	DIFF	TIME OF DAY
1 -		27.114	1:22.765	86.08	5.432	10:04:54.774
2 -	50.879	27.230	1:18.109	91.21	0.776	10:06:12.883
3 -	50.869	27.116	1:17.985	91.35	0.652	10:07:30.868
4 -	50.318	27.129	1:17.447 (2)	91.99	0.114	10:08:48.315
5 -	50.244	27.298	1:17.542 (3)	91.88	0.209	10:10:05.857
6 -	50.624	27.497	1:18.121	91.20	0.788	10:11:23.978
7 -	50.415	27.227	1:17.642	91.76	0.309	10:12:41.620
8 -	50.090	27.243	1:17.333 (1)	92.12		10:13:58.953
9 -	51.403	27.387	1:18.790	90.42	1.457	10:15:17.743
10 -	50.805	27.784	1:18.589	90.65	1.256	10:16:36.332

P4 54 A Adam JAMISON		Yamaha - AJ Racing				
IDEAL LAP TIME : 1:16.656		BEST LAP TIME : 1:16.855		DIFFERENCE : 0.199		
LAP	SECTOR 1	SECTOR 2	LAP TIME	MPH	DIFF	TIME OF DAY
1 -		27.663	1:27.189	81.71	10.334	10:04:59.198
2 -	50.025	27.362	1:17.387 (3)	92.06	0.532	10:06:16.585
3 -	50.003	27.401	1:17.404	92.04	0.549	10:07:33.989
4 -	50.143	27.288	1:17.431	92.01	0.576	10:08:51.420
5 -	50.432	27.251	1:17.683	91.71	0.828	10:10:09.103
6 -	49.965	26.890	1:16.855 (1)	92.70		10:11:25.958
7 -	49.766	27.166	1:16.932 (2)	92.60	0.077	10:12:42.890
8 -	50.036	27.359	1:17.395	92.05	0.540	10:14:00.285
9 -	51.789	27.388	1:19.177	89.98	2.322	10:15:19.462
10 -	50.512	27.433	1:17.945	91.40	1.090	10:16:37.407

P5 100 B Craig HOWTON		Honda - Me				
IDEAL LAP TIME : 1:16.748		BEST LAP TIME : 1:17.091		DIFFERENCE : 0.343		
LAP	SECTOR 1	SECTOR 2	LAP TIME	MPH	DIFF	TIME OF DAY

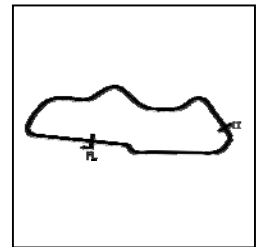
Weather / Track : Bright / Dry

Donington Park National
Circuit Length = 1.9790 miles
Start: 10:03 Flag 10:16 End: 10:17

BMCRC - MRO Championships 2019 - Rnd 4 @ Donington Park

BMCRC Thunderbike Sport

RACE 3 - GROUP A & B - SECTOR ANALYSIS



SECTOR 1 = FL to I1, SECTOR 2 = I1 to FL, DIFF = Difference To Personal Best Lap, P = Crossed Finish Line in Pit Lane, D = Time Disallowed

1 -		27.494	1:23.444	85.38	6.353	10:04:55.453
2 -	51.056	26.881	1:17.937	91.41	0.846	10:06:13.390
3 -	51.201	27.389	1:18.590	90.65	1.499	10:07:31.980
4 -	51.307	27.315	1:18.622	90.61	1.531	10:08:50.602
5 -	50.599	27.368	1:17.967	91.38	0.876	10:10:08.569
6 -	50.790	26.704	1:17.494 (3)	91.93	0.403	10:11:26.063
7 -	50.383	26.791	1:17.174 (2)	92.31	0.083	10:12:43.237
8 -	50.044	27.047	1:17.091 (1)	92.41		10:14:00.328
9 -	52.105	26.782	1:18.887	90.31	1.796	10:15:19.215
10 -	50.712	27.716	1:18.428	90.84	1.337	10:16:37.643

P6 121 A Rodger MARSH			Honda -			
IDEAL LAP TIME : 1:16.996		BEST LAP TIME : 1:17.160	DIFFERENCE : 0.164			
LAP	SECTOR 1	SECTOR 2	LAP TIME	MPH	DIFF	TIME OF DAY
1 -		27.700	1:27.855	81.09	10.695	10:04:59.864
2 -	51.877	26.899	1:18.776	90.44	1.616	10:06:18.640
3 -	51.042	27.654	1:18.696	90.53	1.536	10:07:37.336
4 -	50.739	27.227	1:17.966	91.38	0.806	10:08:55.302
5 -	50.303	26.857	1:17.160 (1)	92.33		10:10:12.462
6 -	50.524	27.364	1:17.888	91.47	0.728	10:11:30.350
7 -	50.139	27.030	1:17.169 (2)	92.32	0.009	10:12:47.519
8 -	50.860	27.387	1:18.247	91.05	1.087	10:14:05.766
9 -	50.334	26.980	1:17.314 (3)	92.15	0.154	10:15:23.080
10 -	51.083	27.480	1:18.563	90.68	1.403	10:16:41.643

P7 888 B David CARSON			Kawasaki - www.TwoDavesRacing.com			
IDEAL LAP TIME : 1:17.617		BEST LAP TIME : 1:17.951	DIFFERENCE : 0.334			
LAP	SECTOR 1	SECTOR 2	LAP TIME	MPH	DIFF	TIME OF DAY
1 -		28.280	1:25.084	83.73	7.133	10:04:57.093
2 -	51.559	27.697	1:19.256	89.89	1.305	10:06:16.349
3 -	51.315	27.692	1:19.007	90.17	1.056	10:07:35.356
4 -	50.884	27.535	1:18.419	90.85	0.468	10:08:53.775
5 -	50.405	27.879	1:18.284	91.01	0.333	10:10:12.059
6 -	50.443	27.508	1:17.951 (1)	91.39		10:11:30.010
7 -	50.881	27.250	1:18.131 (2)	91.18	0.180	10:12:48.141
8 -	50.367	27.882	1:18.249 (3)	91.05	0.298	10:14:06.390
9 -	50.634	27.921	1:18.555	90.69	0.604	10:15:24.945
10 -	50.669	28.221	1:18.890	90.31	0.939	10:16:43.835

P8 191 A James SEATH			Kawasaki - Ovenden Earthmoving			
IDEAL LAP TIME : 1:17.976		BEST LAP TIME : 1:18.168	DIFFERENCE : 0.192			
LAP	SECTOR 1	SECTOR 2	LAP TIME	MPH	DIFF	TIME OF DAY
1 -		27.737	1:23.298	85.53	5.130	10:04:55.307
2 -	51.406	27.542	1:18.948	90.24	0.780	10:06:14.255
3 -	50.799	27.369	1:18.168 (1)	91.14		10:07:32.423
4 -	51.126	27.687	1:18.813	90.39	0.645	10:08:51.236
5 -	50.908	27.344	1:18.252 (2)	91.04	0.084	10:10:09.488
6 -	50.662	27.971	1:18.633 (3)	90.60	0.465	10:11:28.121
7 -	51.320	27.314	1:18.634	90.60	0.466	10:12:46.755
8 -	51.484	27.368	1:18.852	90.35	0.684	10:14:05.607
9 -	51.819	27.616	1:19.435	89.69	1.267	10:15:25.042
10 -	51.742	27.679	1:19.421	89.70	1.253	10:16:44.463

P9 135 A Daniel INGHAM			Suzuki - Derek Jones Butchers			
IDEAL LAP TIME : 1:18.110		BEST LAP TIME : 1:18.110	DIFFERENCE : 0.000			
LAP	SECTOR 1	SECTOR 2	LAP TIME	MPH	DIFF	TIME OF DAY
1 -		27.753	1:24.767	84.04	6.657	10:04:56.776
2 -	50.785	27.325	1:18.110 (1)	91.21		10:06:14.886
3 -	50.812	27.517	1:18.329 (2)	90.95	0.219	10:07:33.215
4 -	50.984	27.803	1:18.787 (3)	90.42	0.677	10:08:52.002

Weather / Track : Bright / Dry

Donington Park National
Circuit Length = 1.9790 miles
Start: 10:03 Flag 10:16 End: 10:17

BMCRC - MRO Championships 2019 - Rnd 4 @ Donington Park

BMCRC Thunderbike Sport

RACE 3 - GROUP A & B - SECTOR ANALYSIS



SECTOR 1 = FL to I1, SECTOR 2 = I1 to FL, DIFF = Difference To Personal Best Lap, P = Crossed Finish Line in Pit Lane, D = Time Disallowed

5 -	51.496	27.711	1:19.207	89.94	1.097	10:10:11.209
6 -	51.164	28.472	1:19.636	89.46	1.526	10:11:30.845
7 -	51.187	27.673	1:18.860	90.34	0.750	10:12:49.705
8 -	51.553	27.674	1:19.227	89.92	1.117	10:14:08.932
9 -	51.348	27.500	1:18.848	90.35	0.738	10:15:27.780
10 -	52.009	27.978	1:19.987	89.07	1.877	10:16:47.767

P10	17 B	Tommy DOWNES (R)	Suzuki - Ray Gnarley/ MoreMoto			
IDEAL LAP TIME : 1:17.997		BEST LAP TIME : 1:18.300	DIFFERENCE : 0.303			

LAP	SECTOR 1	SECTOR 2	LAP TIME	MPH	DIFF	TIME OF DAY
1 -		27.918	1:24.207	84.60	5.907	10:04:56.216
2 -	50.962	27.973	1:18.935	90.25	0.635	10:06:15.151
3 -	51.266	27.811	1:19.077	90.09	0.777	10:07:34.228
4 -	50.247	28.053	1:18.300 (1)	90.99		10:08:52.528
5 -	51.222	28.199	1:19.421	89.70	1.121	10:10:11.949
6 -	50.814	29.026	1:19.840	89.23	1.540	10:11:31.789
7 -	50.889	27.775	1:18.664 (2)	90.57	0.364	10:12:50.453
8 -	51.031	28.056	1:19.087	90.08	0.787	10:14:09.540
9 -	51.037	27.750	1:18.787 (3)	90.42	0.487	10:15:28.327
10 -	52.006	28.353	1:20.359	88.66	2.059	10:16:48.686

P11	84 A	Ricardo BRANCO	Yamaha - IMP Racing			
IDEAL LAP TIME : 1:19.635		BEST LAP TIME : 1:19.660	DIFFERENCE : 0.025			

LAP	SECTOR 1	SECTOR 2	LAP TIME	MPH	DIFF	TIME OF DAY
1 -		28.226	1:26.332	82.52	6.672	10:04:58.341
2 -	51.835	27.825	1:19.660 (1)	89.43		10:06:18.001
3 -	52.954	28.061	1:21.015	87.94	1.355	10:07:39.016
4 -	52.851	28.193	1:21.044	87.91	1.384	10:09:00.060
5 -	53.091	27.920	1:21.011	87.94	1.351	10:10:21.071
6 -	52.628	27.892	1:20.520	88.48	0.860	10:11:41.591
7 -	52.234	27.942	1:20.176 (3)	88.86	0.516	10:13:01.767
8 -	52.419	27.800	1:20.219	88.81	0.559	10:14:21.986
9 -	52.390	27.927	1:20.317	88.70	0.657	10:15:42.303
10 -	52.039	27.974	1:20.013 (2)	89.04	0.353	10:17:02.316

P12	92 A	Duncan GROVE	Yamaha -			
IDEAL LAP TIME : 1:19.145		BEST LAP TIME : 1:19.617	DIFFERENCE : 0.472			

LAP	SECTOR 1	SECTOR 2	LAP TIME	MPH	DIFF	TIME OF DAY
1 -		28.806	1:28.396	80.59	8.779	10:05:00.405
2 -	53.084	27.942	1:21.026	87.93	1.409	10:06:21.431
3 -	52.188	27.694	1:19.882 (3)	89.18	0.265	10:07:41.313
4 -	52.826	28.013	1:20.839	88.13	1.222	10:09:02.152
5 -	52.485	27.674	1:20.159	88.88	0.542	10:10:22.311
6 -	51.471	28.146	1:19.617 (1)	89.48		10:11:41.928
7 -	52.222	28.258	1:20.480	88.52	0.863	10:13:02.408
8 -	52.140	27.884	1:20.024	89.03	0.407	10:14:22.432
9 -	52.283	27.937	1:20.220	88.81	0.603	10:15:42.652
10 -	51.877	27.804	1:19.681 (2)	89.41	0.064	10:17:02.333

P13	104 B	Alex ROBINSON (R)	Honda - Boa			
IDEAL LAP TIME : 1:19.409		BEST LAP TIME : 1:19.409	DIFFERENCE : 0.000			

LAP	SECTOR 1	SECTOR 2	LAP TIME	MPH	DIFF	TIME OF DAY
1 -		28.356	1:27.603	81.32	8.194	10:04:59.612
2 -	53.533	27.893	1:21.426	87.49	2.017	10:06:21.038
3 -	53.656	27.914	1:21.570	87.34	2.161	10:07:42.608
4 -	52.661	27.905	1:20.566	88.43	1.157	10:09:03.174
5 -	52.587	28.198	1:20.785	88.19	1.376	10:10:23.959
6 -	52.259	27.585	1:19.844 (2)	89.23	0.435	10:11:43.803
7 -	52.814	27.463	1:20.277 (3)	88.75	0.868	10:13:04.080
8 -	52.130	27.279	1:19.409 (1)	89.72		10:14:23.489

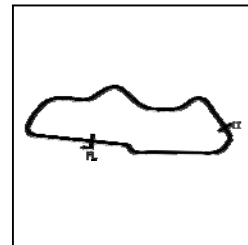
Weather / Track : Bright / Dry

Donington Park National
Circuit Length = 1.9790 miles
Start: 10:03 Flag 10:16 End: 10:17

BMCRC - MRO Championships 2019 - Rnd 4 @ Donington Park

BMCRC Thunderbike Sport

RACE 3 - GROUP A & B - SECTOR ANALYSIS



SECTOR 1 = FL to I1, SECTOR 2 = I1 to FL, DIFF = Difference To Personal Best Lap, P = Crossed Finish Line in Pit Lane, D = Time Disallowed

9 -	52.461	28.535	1:20.996	87.96	1.587	10:15:44.485
10 -	53.001	28.447	1:21.448	87.47	2.039	10:17:05.933

P14 45 A Tom STEVENS		Suzuki -				
IDEAL LAP TIME : 1:20.906		BEST LAP TIME : 1:20.929		DIFFERENCE : 0.023		
LAP	SECTOR 1	SECTOR 2	LAP TIME	MPH	DIFF	TIME OF DAY
1 -		30.117	1:34.334	75.52	13.405	10:05:06.343
2 -	55.142	29.413	1:24.555	84.26	3.626	10:06:30.898
3 -	54.701	29.037	1:23.738	85.08	2.809	10:07:54.636
4 -	53.185	28.795	1:21.980	86.90	1.051	10:09:16.616
5 -	52.942	28.856	1:21.798	87.10	0.869	10:10:38.414
6 -	53.063	28.652	1:21.715	87.18	0.786	10:12:00.129
7 -	53.559	28.882	1:22.441	86.42	1.512	10:13:22.570
8 -	52.552	29.135	1:21.687 (3)	87.21	0.758	10:14:44.257
9 -	52.336	28.826	1:21.162 (2)	87.78	0.233	10:16:05.419
10 -	52.359	28.570	1:20.929 (1)	88.03		10:17:26.348

P15 133 B Declan CONNELL (R)		Kawasaki - Haynes energy services				
IDEAL LAP TIME : 1:21.248		BEST LAP TIME : 1:21.248		DIFFERENCE : 0.000		
LAP	SECTOR 1	SECTOR 2	LAP TIME	MPH	DIFF	TIME OF DAY
1 -		29.374	1:30.148	79.03	8.900	10:05:02.157
2 -	54.254	30.389	1:24.643	84.17	3.395	10:06:26.800
3 -	55.213	29.512	1:24.725	84.09	3.477	10:07:51.525
4 -	53.621	29.229	1:22.850	85.99	1.602	10:09:14.375
5 -	53.131	28.789	1:21.920 (2)	86.97	0.672	10:10:36.295
6 -	53.561	28.835	1:22.396	86.46	1.148	10:11:58.691
7 -	53.123	29.102	1:22.225	86.64	0.977	10:13:20.916
8 -	52.717	28.531	1:21.248 (1)	87.69		10:14:42.164
9 -	52.956	29.303	1:22.259	86.61	1.011	10:16:04.423
10 -	53.069	29.102	1:22.171 (3)	86.70	0.923	10:17:26.594

P16 181 A Robert FRANKLIN		Suzuki - RCF GARDENS				
IDEAL LAP TIME : 1:21.155		BEST LAP TIME : 1:21.213		DIFFERENCE : 0.058		
LAP	SECTOR 1	SECTOR 2	LAP TIME	MPH	DIFF	TIME OF DAY
1 -		29.254	1:31.187	78.13	9.974	10:05:03.196
2 -	55.052	28.913	1:23.965	84.85	2.752	10:06:27.161
3 -	55.372	29.609	1:24.981	83.83	3.768	10:07:52.142
4 -	54.686	28.933	1:23.619	85.20	2.406	10:09:15.761
5 -	54.070	28.693	1:22.763	86.08	1.550	10:10:38.524
6 -	53.641	28.352	1:21.993	86.89	0.780	10:12:00.517
7 -	53.629	28.507	1:22.136	86.74	0.923	10:13:22.653
8 -	53.350	28.433	1:21.783 (3)	87.11	0.570	10:14:44.436
9 -	52.803	28.410	1:21.213 (1)	87.72		10:16:05.649
10 -	53.165	28.542	1:21.707 (2)	87.19	0.494	10:17:27.356

P17 57 A Paul FISHER		Kawasaki -				
IDEAL LAP TIME : 1:21.744		BEST LAP TIME : 1:22.051		DIFFERENCE : 0.307		
LAP	SECTOR 1	SECTOR 2	LAP TIME	MPH	DIFF	TIME OF DAY
1 -		29.676	1:30.237	78.95	8.186	10:05:02.246
2 -	54.305	29.965	1:24.270	84.54	2.219	10:06:26.516
3 -	55.111	29.300	1:24.411	84.40	2.360	10:07:50.927
4 -	53.939	28.760	1:22.699	86.15	0.648	10:09:13.626
5 -	53.503	28.778	1:22.281 (3)	86.58	0.230	10:10:35.907
6 -	53.666	28.385	1:22.051 (1)	86.83		10:11:57.958
7 -	53.409	28.886	1:22.295	86.57	0.244	10:13:20.253
8 -	53.933	28.635	1:22.568	86.28	0.517	10:14:42.821
9 -	53.359	28.906	1:22.265 (2)	86.60	0.214	10:16:05.086
10 -	53.849	28.856	1:22.705	86.14	0.654	10:17:27.791

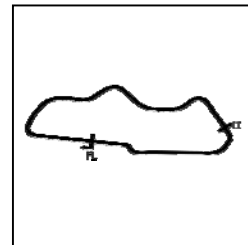
Weather / Track : Bright / Dry

Donington Park National
Circuit Length = 1.9790 miles
Start: 10:03 Flag 10:16 End: 10:17

BMCRC - MRO Championships 2019 - Rnd 4 @ Donington Park

BMCRC Thunderbike Sport

RACE 3 - GROUP A & B - SECTOR ANALYSIS



SECTOR 1 = FL to I1, SECTOR 2 = I1 to FL, DIFF = Difference To Personal Best Lap, P = Crossed Finish Line in Pit Lane, D = Time Disallowed

P18 171 A Colin CLUNE			Suzuki -			
IDEAL LAP TIME : 1:21.828		BEST LAP TIME : 1:22.042		DIFFERENCE : 0.214		
LAP	SECTOR 1	SECTOR 2	LAP TIME	MPH	DIFF	TIME OF DAY
1 -		29.839	1:30.879	78.39	8.837	10:05:02.888
2 -	53.532	29.457	1:22.989	85.85	0.947	10:06:25.877
3 -	53.722	29.133	1:22.855	85.98	0.813	10:07:48.732
4 -	54.198	29.070	1:23.268	85.56	1.226	10:09:12.000
5 -	54.152	28.942	1:23.094	85.74	1.052	10:10:35.094
6 -	54.098	29.082	1:23.180	85.65	1.138	10:11:58.274
7 -	53.853	29.105	1:22.958	85.88	0.916	10:13:21.232
8 -	53.379	28.746	1:22.125 (2)	86.75	0.083	10:14:43.357
9 -	53.457	29.226	1:22.683 (3)	86.16	0.641	10:16:06.040
10 -	53.082	28.960	1:22.042 (1)	86.84		10:17:28.082

P19 66 A Mark SMITH			Yamaha - MHP EXHAUST'S			
IDEAL LAP TIME : 1:22.434		BEST LAP TIME : 1:22.865		DIFFERENCE : 0.431		
LAP	SECTOR 1	SECTOR 2	LAP TIME	MPH	DIFF	TIME OF DAY
1 -		30.019	1:36.759	73.63	13.894	10:05:08.768
2 -	55.756	29.627	1:25.383	83.44	2.518	10:06:34.151
3 -	55.644	29.916	1:25.560	83.27	2.695	10:07:59.711
4 -	55.679	29.485	1:25.164	83.65	2.299	10:09:24.875
5 -	56.410	29.063	1:25.473	83.35	2.608	10:10:50.348
6 -	54.306	29.437	1:23.743	85.07	0.878	10:12:14.091
7 -	54.630	28.620	1:23.250 (2)	85.58	0.385	10:13:37.341
8 -	54.452	28.899	1:23.351 (3)	85.47	0.486	10:15:00.692
9 -	53.814	29.051	1:22.865 (1)	85.97		10:16:23.557

P20 44 B James ROBINSON (R)			Honda - CurrentElec			
IDEAL LAP TIME : 1:22.748		BEST LAP TIME : 1:23.406		DIFFERENCE : 0.658		
LAP	SECTOR 1	SECTOR 2	LAP TIME	MPH	DIFF	TIME OF DAY
1 -		29.934	1:35.055	74.95	11.649	10:05:07.064
2 -	55.497	29.389	1:24.886	83.93	1.480	10:06:31.950
3 -	56.482	29.886	1:26.368	82.49	2.962	10:07:58.318
4 -	55.669	29.811	1:25.480	83.34	2.074	10:09:23.798
5 -	55.856	29.333	1:25.189	83.63	1.783	10:10:48.987
6 -	55.282	29.090	1:24.372	84.44	0.966	10:12:13.359
7 -	54.810	28.770	1:23.580 (3)	85.24	0.174	10:13:36.939
8 -	54.356	29.050	1:23.406 (1)	85.42		10:15:00.345
9 -	53.978	29.546	1:23.524 (2)	85.30	0.118	10:16:23.869

P21 56 A Jason SOILLEUX			Ducati -			
IDEAL LAP TIME : 1:22.591		BEST LAP TIME : 1:22.591		DIFFERENCE : 0.000		
LAP	SECTOR 1	SECTOR 2	LAP TIME	MPH	DIFF	TIME OF DAY
1 -		30.039	1:35.467	74.62	12.876	10:05:07.476
2 -	56.129	29.663	1:25.792	83.04	3.201	10:06:33.268
3 -	55.553	30.048	1:25.601	83.23	3.010	10:07:58.869
4 -	55.847	29.757	1:25.604	83.22	3.013	10:09:24.473
5 -	56.861	29.715	1:26.576	82.29	3.985	10:10:51.049
6 -	55.678	29.063	1:24.741	84.07	2.150	10:12:15.790
7 -	54.345	28.904	1:23.249 (3)	85.58	0.658	10:13:39.039
8 -	54.113	28.975	1:23.088 (2)	85.74	0.497	10:15:02.127
9 -	53.928	28.663	1:22.591 (1)	86.26		10:16:24.718

P22 85 A Andrew KITE			Ducati - Red Rebel Racing			
IDEAL LAP TIME : 1:21.294		BEST LAP TIME : 1:21.502		DIFFERENCE : 0.208		
LAP	SECTOR 1	SECTOR 2	LAP TIME	MPH	DIFF	TIME OF DAY
1 -		29.671	1:33.593	76.12	12.091	10:05:05.602
2 -	56.224	29.349	1:25.573	83.25	4.071	10:06:31.175
3 -	56.982	30.315	1:27.297	81.61	5.795	10:07:58.472

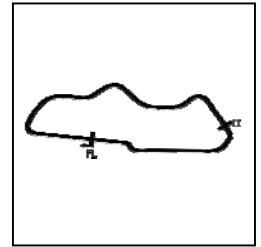
Weather / Track : Bright / Dry

Donington Park National
Circuit Length = 1.9790 miles
Start: 10:03 Flag 10:16 End: 10:17

BMCRC - MRO Championships 2019 - Rnd 4 @ Donington Park

BMCRC Thunderbike Sport

RACE 3 - GROUP A & B - SECTOR ANALYSIS



SECTOR 1 = FL to I1, SECTOR 2 = I1 to FL, DIFF = Difference To Personal Best Lap, P = Crossed Finish Line in Pit Lane, D = Time Disallowed

4 -	55.844	29.663	1:25.507	83.32	4.005	10:09:23.979
5 -	56.849	29.923	1:26.772	82.10	5.270	10:10:50.751
6 -	56.631	29.078	1:25.709	83.12	4.207	10:12:16.460
7 -	55.519	29.182	1:24.701 (3)	84.11	3.199	10:13:41.161
8 -	54.060	28.352	1:22.412 (2)	86.45	0.910	10:15:03.573
9 -	52.942	28.560	1:21.502 (1)	87.41		10:16:25.075

P23 373 B	Robert PRICE (R)	Suzuki -				
IDEAL LAP TIME : 1:24.491	BEST LAP TIME : 1:24.585	DIFFERENCE : 0.094				
LAP	SECTOR 1	SECTOR 2	LAP TIME	MPH	DIFF	TIME OF DAY

1 -		29.529	1:32.736	76.82	8.151	10:05:04.745
2 -	56.240	29.515	1:25.755	83.08	1.170	10:06:30.500
3 -	56.988	29.896	1:26.884	82.00	2.299	10:07:57.384
4 -	56.259	29.898	1:26.157	82.69	1.572	10:09:23.541
5 -	57.030	29.976	1:27.006	81.88	2.421	10:10:50.547
6 -	56.108	29.639	1:25.747	83.08	1.162	10:12:16.294
7 -	55.374	29.211	1:24.585 (1)	84.23		10:13:40.879
8 -	55.454	29.349	1:24.803 (2)	84.01	0.218	10:15:05.682
9 -	55.280	29.569	1:24.849 (3)	83.96	0.264	10:16:30.531

P24 624 B	Matthew FEDRICK (R)	Yamaha - Matthew Fedrick farriers ltd				
IDEAL LAP TIME : 1:22.814	BEST LAP TIME : 1:22.928	DIFFERENCE : 0.114				
LAP	SECTOR 1	SECTOR 2	LAP TIME	MPH	DIFF	TIME OF DAY

1 -		29.851	1:33.945	75.83	11.017	10:05:05.954
2 -	56.192	29.519	1:25.711	83.12	2.783	10:06:31.665
3 -	56.149	28.618	1:24.767	84.04	1.839	10:07:56.432
4 -	1:04.404	28.904	1:33.308	76.35	10.380	10:09:29.740
5 -	56.059	29.325	1:25.384	83.44	2.456	10:10:55.124
6 -	54.557	28.371	1:22.928 (1)	85.91		10:12:18.052
7 -	55.311	28.927	1:24.238 (3)	84.57	1.310	10:13:42.290
8 -	54.443	29.527	1:23.970 (2)	84.84	1.042	10:15:06.260
9 -	55.390	29.606	1:24.996	83.82	2.068	10:16:31.256

P25 187 B	David TREVEIL (R)	Yamaha -				
IDEAL LAP TIME : 1:23.808	BEST LAP TIME : 1:24.753	DIFFERENCE : 0.945				
LAP	SECTOR 1	SECTOR 2	LAP TIME	MPH	DIFF	TIME OF DAY

1 -		30.610	1:38.351	72.44	13.598	10:05:10.360
2 -	55.478	29.589	1:25.067	83.75	0.314	10:06:35.427
3 -	55.438	30.518	1:25.956	82.88	1.203	10:08:01.383
4 -	54.938	29.960	1:24.898 (3)	83.92	0.145	10:09:26.281
5 -	56.002	30.020	1:26.022	82.82	1.269	10:10:52.303
6 -	55.732	29.267	1:24.999	83.82	0.246	10:12:17.302
7 -	54.874	29.883	1:24.757 (2)	84.05	0.004	10:13:42.059
8 -	54.541	30.212	1:24.753 (1)	84.06		10:15:06.812
9 -	54.857	30.366	1:25.223	83.59	0.470	10:16:32.035

P26 52 A	Gary JARMAN	Kawasaki - G & S Motorcycle tyres				
IDEAL LAP TIME : 1:24.598	BEST LAP TIME : 1:24.598	DIFFERENCE : 0.000				
LAP	SECTOR 1	SECTOR 2	LAP TIME	MPH	DIFF	TIME OF DAY

1 -		30.322	1:34.995	74.99	10.397	10:05:07.004
2 -	56.174	30.160	1:26.334	82.52	1.736	10:06:33.338
3 -	57.215	29.834	1:27.049	81.84	2.451	10:08:00.387
4 -	55.502	29.543	1:25.045 (2)	83.77	0.447	10:09:25.432
5 -	56.565	29.843	1:26.408	82.45	1.810	10:10:51.840
6 -	55.834	30.043	1:25.877	82.96	1.279	10:12:17.717
7 -	55.326	29.782	1:25.108 (3)	83.71	0.510	10:13:42.825
8 -	55.084	29.514	1:24.598 (1)	84.21		10:15:07.423
9 -	55.413	31.292	1:26.705	82.17	2.107	10:16:34.128

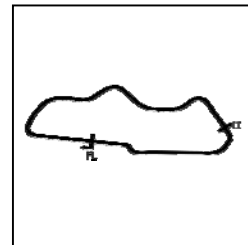
Weather / Track : Bright / Dry

Donington Park National
Circuit Length = 1.9790 miles
Start: 10:03 Flag 10:16 End: 10:17

BMCRC - MRO Championships 2019 - Rnd 4 @ Donington Park

BMCRC Thunderbike Sport

RACE 3 - GROUP A & B - SECTOR ANALYSIS



SECTOR 1 = FL to I1, SECTOR 2 = I1 to FL, DIFF = Difference To Personal Best Lap, P = Crossed Finish Line in Pit Lane, D = Time Disallowed

P27 606 B Jake ANDERTON (R)			Honda - CurrentElec Limited			
IDEAL LAP TIME : 1:24.881		BEST LAP TIME : 1:24.907		DIFFERENCE : 0.026		
LAP	SECTOR 1	SECTOR 2	LAP TIME	MPH	DIFF	TIME OF DAY
1 -		30.176	1:36.567	73.77	11.660	10:05:08.576
2 -	56.870	30.223	1:27.093	81.80	2.186	10:06:35.669
3 -	56.599	30.019	1:26.618	82.25	1.711	10:08:02.287
4 -	57.336	29.478	1:26.814	82.06	1.907	10:09:29.101
5 -	56.470	29.609	1:26.079	82.76	1.172	10:10:55.180
6 -	55.754	30.270	1:26.024 (3)	82.82	1.117	10:12:21.204
7 -	55.403	29.504	1:24.907 (1)	83.91		10:13:46.111
8 -	55.863	29.890	1:25.753 (2)	83.08	0.846	10:15:11.864
9 -	56.167	30.379	1:26.546	82.32	1.639	10:16:38.410

P28 747 A Allan CLARK			Kawasaki - A Clark & Sons Builders			
IDEAL LAP TIME : 1:25.482		BEST LAP TIME : 1:25.957		DIFFERENCE : 0.475		
LAP	SECTOR 1	SECTOR 2	LAP TIME	MPH	DIFF	TIME OF DAY
1 -		30.854	1:37.791	72.85	11.834	10:05:09.800
2 -	57.364	30.257	1:27.621	81.31	1.664	10:06:37.421
3 -	56.473	30.555	1:27.028	81.86	1.071	10:08:04.449
4 -	57.503	29.764	1:27.267	81.64	1.310	10:09:31.716
5 -	56.259	29.698	1:25.957 (1)	82.88		10:10:57.673
6 -	56.820	30.569	1:27.389	81.52	1.432	10:12:25.062
7 -	55.784	30.190	1:25.974 (2)	82.86	0.017	10:13:51.036
8 -	56.670	30.355	1:27.025	81.86	1.068	10:15:18.061
9 -	56.275	30.297	1:26.572 (3)	82.29	0.615	10:16:44.633

P29 33 B Peter PARAPANOS (R)			Honda -			
IDEAL LAP TIME : 1:26.912		BEST LAP TIME : 1:26.912		DIFFERENCE : 0.000		
LAP	SECTOR 1	SECTOR 2	LAP TIME	MPH	DIFF	TIME OF DAY
1 -		30.841	1:38.280	72.49	11.368	10:05:10.289
2 -	57.414	30.648	1:28.062	80.90	1.150	10:06:38.351
3 -	56.980	29.932	1:26.912 (1)	81.97		10:08:05.263
4 -	57.452	30.596	1:28.048	80.91	1.136	10:09:33.311
5 -	57.386	30.212	1:27.598 (3)	81.33	0.686	10:11:00.909
6 -	57.480	30.611	1:28.091	80.87	1.179	10:12:29.000
7 -	57.312	30.228	1:27.540 (2)	81.38	0.628	10:13:56.540
8 -	57.433	30.792	1:28.225	80.75	1.313	10:15:24.765
9 -	57.656	30.727	1:28.383	80.61	1.471	10:16:53.148

P30 101 B Glen TRIPP (R)			Honda - yaki too racing			
IDEAL LAP TIME : 1:26.218		BEST LAP TIME : 1:26.671		DIFFERENCE : 0.453		
LAP	SECTOR 1	SECTOR 2	LAP TIME	MPH	DIFF	TIME OF DAY
1 -		30.782	1:39.162	71.84	12.491	10:05:11.171
2 -	58.192	30.680	1:28.872	80.16	2.201	10:06:40.043
3 -	58.290	30.654	1:28.944	80.10	2.273	10:08:08.987
4 -	57.806	30.309	1:28.115	80.85	1.444	10:09:37.102
5 -	57.830	30.698	1:28.528	80.47	1.857	10:11:05.630
6 -	56.557	30.114	1:26.671 (1)	82.20		10:12:32.301
7 -	57.141	29.661	1:26.802 (2)	82.07	0.131	10:13:59.103
8 -	57.223	29.980	1:27.203	81.70	0.532	10:15:26.306
9 -	56.594	30.437	1:27.031 (3)	81.86	0.360	10:16:53.337

P31 34 B Dan THOMAS (R)			Suzuki -			
IDEAL LAP TIME : 1:19.299		BEST LAP TIME : 1:20.261		DIFFERENCE : 0.962		
LAP	SECTOR 1	SECTOR 2	LAP TIME	MPH	DIFF	TIME OF DAY
1 -		28.890	1:26.829	82.05	6.568	10:04:58.838
2 -	52.194	28.203	1:20.397 (2)	88.61	0.136	10:06:19.235
3 -	52.767	28.594	1:21.361	87.56	1.100	10:07:40.596
4 -	52.828	28.265	1:21.093	87.85	0.832	10:09:01.689

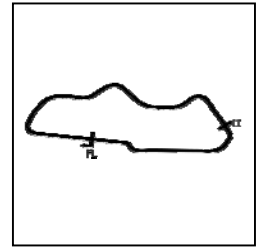
Weather / Track : Bright / Dry

Donington Park National
Circuit Length = 1.9790 miles
Start: 10:03 Flag 10:16 End: 10:17

BMCRC - MRO Championships 2019 - Rnd 4 @ Donington Park

BMCRC Thunderbike Sport

RACE 3 - GROUP A & B - SECTOR ANALYSIS



SECTOR 1 = FL to I1, SECTOR 2 = I1 to FL, DIFF = Difference To Personal Best Lap, P = Crossed Finish Line in Pit Lane, D = Time Disallowed

5 -	52.497	28.788	1:21.285	87.65	1.024	10:10:22.974
6 -	51.688	28.573	1:20.261 (1)	88.76		10:11:43.235
7 -	52.161	28.572	1:20.733	88.24	0.472	10:13:03.968
8 -	52.542	28.022	1:20.564 (3)	88.43	0.303	10:14:24.532

BMCRC - MRO Championships 2019 - Rnd 4 @ Donington Park

BMCRC Thunderbike Sport

RACE 3 - GROUP A & B - BEST SECTORS

SECTOR 1			SECTOR 2			IDEAL / BEST COMPARISON						
POS	NO	NAME	TIME	NO	NAME	TIME	POS	NO	NAME	IDEAL	BEST	DIFF
									PERFECT LAP	1:14.785		
1	74	SINGLETON	48.715	74	SINGLETON	26.070	1	74	SINGLETON	1:14.785	1:14.933	0.148
2	47	WATSON	49.175	47	WATSON	26.348	2	47	WATSON	1:15.523	1:15.587	0.064
3	54	JAMISON	49.766	100	HOWTON	26.704	3	54	JAMISON	1:16.656	1:16.855	0.199
4	100	HOWTON	50.044	121	MARSH	26.857	4	100	HOWTON	1:16.748	1:17.091	0.343
5	961	SIM	50.090	54	JAMISON	26.890	5	121	MARSH	1:16.996	1:17.160	0.164
6	121	MARSH	50.139	961	SIM	27.114	6	961	SIM	1:17.204	1:17.333	0.129
7	17	DOWNES (R)	50.247	888	CARSON	27.250	7	888	CARSON	1:17.617	1:17.951	0.334
8	888	CARSON	50.367	104	ROBINSON (R)	27.279	8	191	SEATH	1:17.976	1:18.168	0.192
9	191	SEATH	50.662	191	SEATH	27.314	9	17	DOWNES (R)	1:17.997	1:18.300	0.303
10	135	INGHAM	50.785	135	INGHAM	27.325	10	135	INGHAM	1:18.110	1:18.110	0.000
11	34	THOMAS (R)	51.277	92	GROVE	27.674	11	92	GROVE	1:19.145	1:19.617	0.472
12	92	GROVE	51.471	17	DOWNES (R)	27.750	12	34	THOMAS (R)	1:19.299	1:20.261	0.962
13	84	BRANCO	51.835	84	BRANCO	27.800	13	104	ROBINSON (R)	1:19.409	1:19.409	0.000
14	104	ROBINSON (R)	52.130	34	THOMAS (R)	28.022	14	84	BRANCO	1:19.635	1:19.660	0.025
15	45	STEVENS	52.336	181	FRANKLIN	28.352	15	45	STEVENS	1:20.906	1:20.929	0.023
16	133	CONNELL (R)	52.717	85	KITE	28.352	16	181	FRANKLIN	1:21.155	1:21.213	0.058
17	181	FRANKLIN	52.803	624	FEDRICK (R)	28.371	17	133	CONNELL (R)	1:21.248	1:21.248	0.000
18	85	KITE	52.942	57	FISHER	28.385	18	85	KITE	1:21.294	1:21.502	0.208
19	171	CLUNE	53.082	133	CONNELL (R)	28.531	19	57	FISHER	1:21.744	1:22.051	0.307
20	57	FISHER	53.359	45	STEVENS	28.570	20	171	CLUNE	1:21.828	1:22.042	0.214
21	66	SMITH	53.814	66	SMITH	28.620	21	66	SMITH	1:22.434	1:22.865	0.431
22	56	SOILLEUX	53.928	56	SOILLEUX	28.663	22	56	SOILLEUX	1:22.591	1:22.591	0.000
23	44	ROBINSON (R)	53.978	171	CLUNE	28.746	23	44	ROBINSON (R)	1:22.748	1:23.406	0.658
24	624	FEDRICK (R)	54.443	44	ROBINSON (R)	28.770	24	624	FEDRICK (R)	1:22.814	1:22.928	0.114
25	187	TREVEIL (R)	54.541	373	PRICE (R)	29.211	25	187	TREVEIL (R)	1:23.808	1:24.753	0.945
26	52	JARMAN	55.084	187	TREVEIL (R)	29.267	26	373	PRICE (R)	1:24.491	1:24.585	0.094
27	373	PRICE (R)	55.280	606	ANDERTON (R)	29.478	27	52	JARMAN	1:24.598	1:24.598	0.000
28	606	ANDERTON (R)	55.403	52	JARMAN	29.514	28	606	ANDERTON (R)	1:24.881	1:24.907	0.026
29	747	CLARK	55.784	101	TRIPP (R)	29.661	29	747	CLARK	1:25.482	1:25.957	0.475
30	101	TRIPP (R)	56.557	747	CLARK	29.698	30	101	TRIPP (R)	1:26.218	1:26.671	0.453
31	33	PARAPANOS (R)	56.980	33	PARAPANOS (R)	29.932	31	33	PARAPANOS (R)	1:26.912	1:26.912	0.000

Weather / Track : Bright / Dry

Results can be found at www.tsl-timing.com

Donington Park National
Circuit Length = 1.9790 miles
Start: 10:03 Flag 10:16 End: 10:17

Printed - 10:29 Sunday, 19 May 2019

BMCRC - MRO Championships 2019 - Rnd 4 @ Donington Park



BMCRC Thunderbike Sport

RACE 8 - GROUP B & C - CLASSIFICATION

POS	NO	CL	PIC NAME	ENTRY	LAPS	TIME	GAP	DIFF	MPH	BEST	ON
1	47	B	1 Thomas WATSON	Yamaha - Motorsportdays.com TEA Time Racing	10	12:56.980			91.52	1:16.033	5
2	961	B	2 Jack SIM	Yamaha -	10	13:03.100	6.120	6.120	90.80	1:16.893	2
3	90	C	1 Edward WATSON	Yamaha - Motorsportdays.com TEA Time Racing	10	13:06.051	9.071	2.951	90.46	1:17.101	9
4	100	B	3 Craig HOWTON	Honda - Me	10	13:07.441	10.461	1.390	90.30	1:17.675	2
5	48	C	2 Shaun WALLIS	Yamaha - Watling Tyres	10	13:11.889	14.909	4.448	89.79	1:17.568	3
6	888	B	4 David CARSON	Kawasaki - www.TwoDavesRacing.com	10	13:13.525	16.545	1.636	89.61	1:17.988	8
7	19	C	3 Kevin LILLEY	Suzuki - Vanson Leathers	10	13:13.614	16.634	0.089	89.60	1:18.038	5
8	17	B	5 Tommy DOWNES (R)	Suzuki - Ray Gnarley/ MoreMoto	10	13:19.783	22.803	6.169	88.91	1:18.258	3
9	81	C	4 Malvern MAY	Honda -	10	13:34.028	37.048	14.245	87.35	1:19.977	3
10	13	C	5 Wil GREEN	Suzuki - Faith Fueled Racing	10	13:39.369	42.389	5.341	86.78	1:20.455	2
11	666	C	6 Shane BEASLEY	Yamaha -	10	13:41.832	44.852	2.463	86.52	1:20.368	10
12	73	C	7 Vincent LEWIN	Suzuki - VINITWINRACING.CO.UK	10	13:42.727	45.747	0.895	86.43	1:19.510	10
13	51	C	8 Paul BEESLEY	Yamaha -	10	13:43.641	46.661	0.914	86.33	1:20.198	8
14	34	B	6 Dan THOMAS (R)	Suzuki -	10	13:44.851	47.871	1.210	86.20	1:21.506	5
15	44	B	7 James ROBINSON (R)	Honda - CurrentElec	10	13:56.635	59.655	11.784	84.99	1:21.753	5
16	0	C	9 Luke STANLEY	Suzuki - Urban Race Tribe	10	13:58.402	1:01.422	1.767	84.81	1:22.320	7
17	624	B	8 Matthew FEDRICK (R)	Yamaha - Matthew Fedrick farriers ltd	10	14:08.601	1:11.621	10.199	83.79	1:23.177	3
18	606	B	9 Jake ANDERTON (R)	Honda - CurrentElec Limited	10	14:16.726	1:19.746	8.125	83.00	1:22.767	9
19	22	C	10 Matthew MAY	Honda - Tliehurst Glass Racing	10	14:17.000	1:20.020	0.274	82.97	1:23.827	6
20	187	B	10 David TREVEIL (R)	Yamaha -	10	14:17.813	1:20.833	0.813	82.89	1:22.997	8
21	63	C	11 Steve SMULOVIC	Suzuki - SFC Racing	10	14:18.926	1:21.946	1.113	82.78	1:23.021	8
22	373	B	11 Robert PRICE (R)	Suzuki -	9	13:02.929	1 Lap	1 Lap	81.72	1:24.850	7
23	152	C	12 Jason ALLEN	Suzuki -	9	13:03.640	1 Lap	0.711	81.65	1:24.982	5
24	143	C	13 Robert DAVIE	Suzuki -	9	13:05.462	1 Lap	1.822	81.46	1:25.476	3
25	101	B	12 Glen TRIPP (R)	Honda - yaki too racing	9	13:09.806	1 Lap	4.344	81.01	1:25.441	9
26	33	B	13 Peter PARAPANOS (R)	Honda -	9	13:28.669	1 Lap	18.863	79.12	1:25.308	2

NOT CLASSIFIED

DNF	133	B	Declan CONNELL (R)	Kawasaki - Haynes energy services	9	12:24.837	1 Lap		85.90	1:19.966	9
DNF	117	C	Jordan HARRIS	Suzuki - Steve Jordan Motorcycles	7	9:47.905	3 Laps	2 Laps	84.59	1:22.582	5
DNF	37	C	Ricky WOODS	Suzuki - T & S Vehicle Repairs	7	9:56.337	3 Laps	8.432	83.40	1:22.653	4
DNF	104	B	Alex ROBINSON (R)	Honda - Boa	4	5:24.768	6 Laps	3 Laps	87.33	1:19.315	2

FASTEST LAP

47	B	Thomas WATSON	Yamaha - Motorsportdays.com TEA Time Racing	5	1:16.033	93.70 mph	150.80 kph
90	C	Edward WATSON	Yamaha - Motorsportdays.com TEA Time Racing	9	1:17.101	92.40 mph	148.71 kph

Class B - 92.5% of Race Speed = 84.65 mph

Class C - 92.5% of Race Speed = 83.67 mph

Donington Park National
Circuit Length = 1.9790 miles
Start: 11:38 Flag 11:51 End: 11:53

Weather / Track : Bright / Dry

These results are provisional until the conclusion of any judicial and technical matters.

Clerk Of Course :	Timekeeper :
-------------------	--------------

Results can be found at www.tsl-timing.com

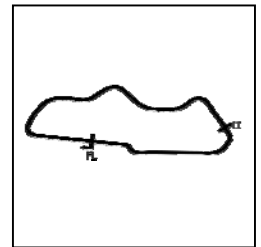
Printed - 11:55 Sunday, 19 May 2019



BMCRC - MRO Championships 2019 - Rnd 4 @ Donington Park

BMCRC Thunderbike Sport

RACE 8 - GROUP B & C - SECTOR ANALYSIS



SECTOR 1 = FL to I1, SECTOR 2 = I1 to FL, DIFF = Difference To Personal Best Lap, P = Crossed Finish Line in Pit Lane, D = Time Disallowed

P1 47 B Thomas WATSON		Yamaha - Motorsportdays.com TEA Time Racing				
IDEAL LAP TIME : 1:15.715		BEST LAP TIME : 1:16.033		DIFFERENCE : 0.318		
LAP	SECTOR 1	SECTOR 2	LAP TIME	MPH	DIFF	TIME OF DAY
1 -		27.439	1:22.732	86.11	6.699	11:40:15.028
2 -	50.280	26.553	1:16.833 (3)	92.72	0.800	11:41:31.861
3 -	51.382	26.398	1:17.780	91.59	1.747	11:42:49.641
4 -	49.317	26.720	1:16.037 (2)	93.69	0.004	11:44:05.678
5 -	49.379	26.654	1:16.033 (1)	93.70		11:45:21.711
6 -	49.714	27.246	1:16.960	92.57	0.927	11:46:38.671
7 -	50.101	27.152	1:17.253	92.22	1.220	11:47:55.924
8 -	50.173	27.335	1:17.508	91.92	1.475	11:49:13.432
9 -	50.044	27.573	1:17.617	91.79	1.584	11:50:31.049
10 -	50.967	27.260	1:18.227	91.07	2.194	11:51:49.276

P2 961 B Jack SIM		Yamaha -				
IDEAL LAP TIME : 1:16.893		BEST LAP TIME : 1:16.893		DIFFERENCE : 0.000		
LAP	SECTOR 1	SECTOR 2	LAP TIME	MPH	DIFF	TIME OF DAY
1 -		27.658	1:22.575	86.28	5.682	11:40:14.871
2 -	49.972	26.921	1:16.893 (1)	92.65		11:41:31.764
3 -	50.376	27.372	1:17.748	91.63	0.855	11:42:49.512
4 -	50.522	27.196	1:17.718	91.67	0.825	11:44:07.230
5 -	50.292	27.398	1:17.690 (3)	91.70	0.797	11:45:24.920
6 -	50.701	27.300	1:18.001	91.34	1.108	11:46:42.921
7 -	50.461	26.922	1:17.383 (2)	92.06	0.490	11:48:00.304
8 -	51.459	27.105	1:18.564	90.68	1.671	11:49:18.868
9 -	50.641	27.452	1:18.093	91.23	1.200	11:50:36.961
10 -	50.732	27.703	1:18.435	90.83	1.542	11:51:55.396

P3 90 C Edward WATSON		Yamaha - Motorsportdays.com TEA Time Racing				
IDEAL LAP TIME : 1:16.903		BEST LAP TIME : 1:17.101		DIFFERENCE : 0.198		
LAP	SECTOR 1	SECTOR 2	LAP TIME	MPH	DIFF	TIME OF DAY
1 -		27.928	1:24.957	83.86	7.856	11:40:17.253
2 -	51.195	27.430	1:18.625	90.61	1.524	11:41:35.878
3 -	50.775	27.566	1:18.341	90.94	1.240	11:42:54.219
4 -	50.263	28.582	1:18.845	90.36	1.744	11:44:13.064
5 -	50.478	27.126	1:17.604	91.80	0.503	11:45:30.668
6 -	50.911	27.364	1:18.275	91.02	1.174	11:46:48.943
7 -	50.177	26.988	1:17.165 (2)	92.32	0.064	11:48:06.108
8 -	50.033	27.385	1:17.418 (3)	92.02	0.317	11:49:23.526
9 -	50.231	26.870	1:17.101 (1)	92.40		11:50:40.627
10 -	50.772	26.948	1:17.720	91.67	0.619	11:51:58.347

P4 100 B Craig HOWTON		Honda - Me				
IDEAL LAP TIME : 1:17.407		BEST LAP TIME : 1:17.675		DIFFERENCE : 0.268		
LAP	SECTOR 1	SECTOR 2	LAP TIME	MPH	DIFF	TIME OF DAY
1 -		27.315	1:22.966	85.87	5.291	11:40:15.262
2 -	50.497	27.178	1:17.675 (1)	91.72		11:41:32.937
3 -	51.012	27.153	1:18.165	91.14	0.490	11:42:51.102
4 -	51.134	26.970	1:18.104 (3)	91.21	0.429	11:44:09.206
5 -	51.164	27.283	1:18.447	90.82	0.772	11:45:27.653
6 -	51.271	27.752	1:19.023	90.15	1.348	11:46:46.676
7 -	51.367	27.411	1:18.778	90.43	1.103	11:48:05.454
8 -	51.353	27.137	1:18.490	90.77	0.815	11:49:23.944
9 -	50.776	26.910	1:17.686 (2)	91.71	0.011	11:50:41.630
10 -	50.816	27.291	1:18.107	91.21	0.432	11:51:59.737

P5 48 C Shaun WALLIS		Yamaha - Walling Tyres				
IDEAL LAP TIME : 1:17.568		BEST LAP TIME : 1:17.568		DIFFERENCE : 0.000		
LAP	SECTOR 1	SECTOR 2	LAP TIME	MPH	DIFF	TIME OF DAY

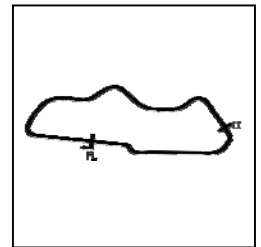
Weather / Track : Bright / Dry

Donington Park National
 Circuit Length = 1.9790 miles
 Start: 11:38 Flag 11:51 End: 11:53

BMCRC - MRO Championships 2019 - Rnd 4 @ Donington Park

BMCRC Thunderbike Sport

RACE 8 - GROUP B & C - SECTOR ANALYSIS



SECTOR 1 = FL to I1, SECTOR 2 = I1 to FL, DIFF = Difference To Personal Best Lap, P = Crossed Finish Line in Pit Lane, D = Time Disallowed

1 -		27.501	1:23.622	85.20	6.054	11:40:15.918
2 -	50.692	27.463	1:18.155 (2)	91.16	0.587	11:41:34.073
3 -	50.530	27.038	1:17.568 (1)	91.85		11:42:51.641
4 -	51.357	27.399	1:18.756	90.46	1.188	11:44:10.397
5 -	51.784	27.571	1:19.355	89.78	1.787	11:45:29.752
6 -	51.296	27.526	1:18.822	90.38	1.254	11:46:48.574
7 -	51.254	27.365	1:18.619 (3)	90.62	1.051	11:48:07.193
8 -	51.185	27.481	1:18.666	90.56	1.098	11:49:25.859
9 -	51.804	27.827	1:19.631	89.47	2.063	11:50:45.490
10 -	51.376	27.319	1:18.695	90.53	1.127	11:52:04.185

P6 888 B David CARSON			Kawasaki - www.TwoDavesRacing.com			
IDEAL LAP TIME : 1:17.716		BEST LAP TIME : 1:17.988		DIFFERENCE : 0.272		
LAP	SECTOR 1	SECTOR 2	LAP TIME	MPH	DIFF	TIME OF DAY
1 -		28.023	1:24.330	84.48	6.342	11:40:16.626
2 -	51.072	27.859	1:18.931	90.26	0.943	11:41:35.557
3 -	51.132	27.838	1:18.970	90.21	0.982	11:42:54.527
4 -	51.295	28.082	1:19.377	89.75	1.389	11:44:13.904
5 -	50.981	27.855	1:18.836	90.37	0.848	11:45:32.740
6 -	51.445	27.939	1:19.384	89.74	1.396	11:46:52.124
7 -	50.892	27.575	1:18.467 (3)	90.79	0.479	11:48:10.591
8 -	50.326	27.662	1:17.988 (1)	91.35		11:49:28.579
9 -	50.817	27.390	1:18.207 (2)	91.09	0.219	11:50:46.786
10 -	50.607	28.428	1:19.035	90.14	1.047	11:52:05.821

P7 19 C Kevin LILLEY			Suzuki - Vanson Leathers			
IDEAL LAP TIME : 1:17.886		BEST LAP TIME : 1:18.038		DIFFERENCE : 0.152		
LAP	SECTOR 1	SECTOR 2	LAP TIME	MPH	DIFF	TIME OF DAY
1 -		28.196	1:24.686	84.12	6.648	11:40:16.982
2 -	50.856	27.850	1:18.706	90.52	0.668	11:41:35.688
3 -	50.471	27.632	1:18.103 (3)	91.22	0.065	11:42:53.791
4 -	50.410	28.086	1:18.496	90.76	0.458	11:44:12.287
5 -	50.506	27.532	1:18.038 (1)	91.29		11:45:30.325
6 -	51.067	28.267	1:19.334	89.80	1.296	11:46:49.659
7 -	50.401	27.732	1:18.133	91.18	0.095	11:48:07.792
8 -	50.354	27.730	1:18.084 (2)	91.24	0.046	11:49:25.876
9 -	51.855	28.279	1:20.134	88.90	2.096	11:50:46.010
10 -	51.126	28.774	1:19.900	89.16	1.862	11:52:05.910

P8 17 B Tommy DOWNES (R)			Suzuki - Ray Gnarley/ MoreMoto			
IDEAL LAP TIME : 1:18.258		BEST LAP TIME : 1:18.258		DIFFERENCE : 0.000		
LAP	SECTOR 1	SECTOR 2	LAP TIME	MPH	DIFF	TIME OF DAY
1 -		28.495	1:25.216	83.60	6.958	11:40:17.512
2 -	51.048	27.889	1:18.937 (3)	90.25	0.679	11:41:36.449
3 -	50.728	27.530	1:18.258 (1)	91.04		11:42:54.707
4 -	50.926	28.101	1:19.027	90.15	0.769	11:44:13.734
5 -	50.975	27.754	1:18.729 (2)	90.49	0.471	11:45:32.463
6 -	51.335	28.011	1:19.346	89.79	1.088	11:46:51.809
7 -	51.608	28.607	1:20.215	88.81	1.957	11:48:12.024
8 -	52.082	28.146	1:20.228	88.80	1.970	11:49:32.252
9 -	51.512	28.222	1:19.734	89.35	1.476	11:50:51.986
10 -	51.949	28.144	1:20.093	88.95	1.835	11:52:12.079

P9 81 C Malvern MAY			Honda -			
IDEAL LAP TIME : 1:19.928		BEST LAP TIME : 1:19.977		DIFFERENCE : 0.049		
LAP	SECTOR 1	SECTOR 2	LAP TIME	MPH	DIFF	TIME OF DAY
1 -		29.809	1:28.181	80.79	8.204	11:40:20.477
2 -	52.432	28.003	1:20.435 (3)	88.57	0.458	11:41:40.912
3 -	51.925	28.052	1:19.977 (1)	89.08		11:43:00.889
4 -	52.158	28.223	1:20.381 (2)	88.63	0.404	11:44:21.270

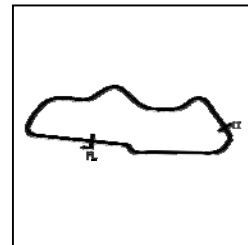
Weather / Track : Bright / Dry

Donington Park National
Circuit Length = 1.9790 miles
Start: 11:38 Flag 11:51 End: 11:53

BMCRC - MRO Championships 2019 - Rnd 4 @ Donington Park

BMCRC Thunderbike Sport

RACE 8 - GROUP B & C - SECTOR ANALYSIS



SECTOR 1 = FL to I1, SECTOR 2 = I1 to FL, DIFF = Difference To Personal Best Lap, P = Crossed Finish Line in Pit Lane, D = Time Disallowed

5 -	52.125	28.348	1:20.473	88.53	0.496	11:45:41.743
6 -	52.339	28.122	1:20.461	88.54	0.484	11:47:02.204
7 -	52.077	28.381	1:20.458	88.55	0.481	11:48:22.662
8 -	53.089	28.006	1:21.095	87.85	1.118	11:49:43.757
9 -	52.498	28.400	1:20.898	88.06	0.921	11:51:04.655
10 -	52.928	28.741	1:21.669	87.23	1.692	11:52:26.324

P10	13 C	Wii GREEN	Suzuki - Faith Fueled Racing			
IDEAL LAP TIME : 1:20.455		BEST LAP TIME : 1:20.455	DIFFERENCE : 0.000			

LAP	SECTOR 1	SECTOR 2	LAP TIME	MPH	DIFF	TIME OF DAY
1 -		28.633	1:27.447	81.47	6.992	11:40:19.743
2 -	52.196	28.259	1:20.455 (1)	88.55		11:41:40.198
3 -	52.268	28.689	1:20.957 (3)	88.00	0.502	11:43:01.155
4 -	52.461	28.345	1:20.806 (2)	88.16	0.351	11:44:21.961
5 -	52.712	28.754	1:21.466	87.45	1.011	11:45:43.427
6 -	52.514	29.001	1:21.515	87.40	1.060	11:47:04.942
7 -	52.910	28.671	1:21.581	87.33	1.126	11:48:26.523
8 -	52.671	28.767	1:21.438	87.48	0.983	11:49:47.961
9 -	53.076	28.751	1:21.827	87.06	1.372	11:51:09.788
10 -	52.817	29.060	1:21.877	87.01	1.422	11:52:31.665

P11	666 C	Shane BEASLEY	Yamaha -			
IDEAL LAP TIME : 1:19.648		BEST LAP TIME : 1:20.368	DIFFERENCE : 0.720			

LAP	SECTOR 1	SECTOR 2	LAP TIME	MPH	DIFF	TIME OF DAY
1 -		28.697	1:30.538	78.69	10.170	11:40:22.834
2 -	54.726	27.707	1:22.433	86.42	2.065	11:41:45.267
3 -	55.301	28.351	1:23.652	85.17	3.284	11:43:08.919
4 -	53.340	28.258	1:21.598	87.31	1.230	11:44:30.517
5 -	52.494	28.020	1:20.514	88.48	0.146	11:45:51.031
6 -	52.805	28.509	1:21.314	87.61	0.946	11:47:12.345
7 -	52.784	27.783	1:20.567	88.43	0.199	11:48:32.912
8 -	51.941	28.460	1:20.401 (2)	88.61	0.033	11:49:53.313
9 -	52.582	27.865	1:20.447 (3)	88.56	0.079	11:51:13.760
10 -	52.372	27.996	1:20.368 (1)	88.65		11:52:34.128

P12	73 C	Vincent LEWIN	Suzuki - VINITWINRACING.CO.UK			
IDEAL LAP TIME : 1:19.510		BEST LAP TIME : 1:19.510	DIFFERENCE : 0.000			

LAP	SECTOR 1	SECTOR 2	LAP TIME	MPH	DIFF	TIME OF DAY
1 -		28.650	1:29.889	79.26	10.379	11:40:22.185
2 -	55.179	28.477	1:23.656	85.16	4.146	11:41:45.841
3 -	55.523	28.184	1:23.707	85.11	4.197	11:43:09.548
4 -	54.470	28.364	1:22.834	86.01	3.324	11:44:32.382
5 -	52.689	28.002	1:20.691	88.29	1.181	11:45:53.073
6 -	53.023	27.920	1:20.943	88.02	1.433	11:47:14.016
7 -	52.529	27.719	1:20.248 (2)	88.78	0.738	11:48:34.264
8 -	52.406	28.190	1:20.596 (3)	88.39	1.086	11:49:54.860
9 -	52.684	27.969	1:20.653	88.33	1.143	11:51:15.513
10 -	51.946	27.564	1:19.510 (1)	89.60		11:52:35.023

P13	51 C	Paul BEESLEY	Yamaha -			
IDEAL LAP TIME : 1:20.146		BEST LAP TIME : 1:20.198	DIFFERENCE : 0.052			

LAP	SECTOR 1	SECTOR 2	LAP TIME	MPH	DIFF	TIME OF DAY
1 -		29.122	1:32.165	77.30	11.967	11:40:24.461
2 -	53.658	28.436	1:22.094	86.78	1.896	11:41:46.555
3 -	53.987	28.106	1:22.093	86.78	1.895	11:43:08.648
4 -	52.802	28.266	1:21.068	87.88	0.870	11:44:29.716
5 -	52.532	28.815	1:21.347	87.58	1.149	11:45:51.063
6 -	53.085	29.028	1:22.113	86.76	1.915	11:47:13.176
7 -	52.532	28.009	1:20.541 (2)	88.45	0.343	11:48:33.717
8 -	52.154	28.044	1:20.198 (1)	88.83		11:49:53.915

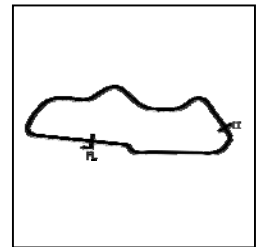
Weather / Track : Bright / Dry

Donington Park National
Circuit Length = 1.9790 miles
Start: 11:38 Flag 11:51 End: 11:53

BMCRC - MRO Championships 2019 - Rnd 4 @ Donington Park

BMCRC Thunderbike Sport

RACE 8 - GROUP B & C - SECTOR ANALYSIS



SECTOR 1 = FL to I1, SECTOR 2 = I1 to FL, DIFF = Difference To Personal Best Lap, P = Crossed Finish Line in Pit Lane, D = Time Disallowed

9 -	52.790	27.992	1:20.782 (3)	88.19	0.584	11:51:14.697
10 -	52.340	28.900	1:21.240	87.69	1.042	11:52:35.937

P14 34 B Dan THOMAS (R)		Suzuki -				
IDEAL LAP TIME : 1:21.332		BEST LAP TIME : 1:21.506		DIFFERENCE : 0.174		
LAP	SECTOR 1	SECTOR 2	LAP TIME	MPH	DIFF	TIME OF DAY
1 -		28.665	1:28.059	80.90	6.553	11:40:20.355
2 -	53.117	28.610	1:21.727 (3)	87.17	0.221	11:41:42.082
3 -	52.942	29.036	1:21.978	86.90	0.472	11:43:04.060
4 -	53.122	28.616	1:21.738	87.16	0.232	11:44:25.798
5 -	52.807	28.699	1:21.506 (1)	87.41		11:45:47.304
6 -	53.074	29.048	1:22.122	86.75	0.616	11:47:09.426
7 -	52.987	28.525	1:21.512 (2)	87.40	0.006	11:48:30.938
8 -	53.326	28.736	1:22.062	86.82	0.556	11:49:53.000
9 -	53.453	28.749	1:22.202	86.67	0.696	11:51:15.202
10 -	53.096	28.849	1:21.945	86.94	0.439	11:52:37.147

P15 44 B James ROBINSON (R)		Honda - CurrentElec				
IDEAL LAP TIME : 1:21.563		BEST LAP TIME : 1:21.753		DIFFERENCE : 0.190		
LAP	SECTOR 1	SECTOR 2	LAP TIME	MPH	DIFF	TIME OF DAY
1 -		29.661	1:31.962	77.47	10.209	11:40:24.258
2 -	54.923	29.562	1:24.485	84.33	2.732	11:41:48.743
3 -	54.629	29.070	1:23.699	85.12	1.946	11:43:12.442
4 -	54.688	28.410	1:23.098	85.73	1.345	11:44:35.540
5 -	53.413	28.340	1:21.753 (1)	87.14		11:45:57.293
6 -	53.549	28.741	1:22.290	86.57	0.537	11:47:19.583
7 -	53.297	28.474	1:21.771 (2)	87.12	0.018	11:48:41.354
8 -	53.892	28.791	1:22.683	86.16	0.930	11:50:04.037
9 -	54.166	28.734	1:22.900	85.94	1.147	11:51:26.937
10 -	53.728	28.266	1:21.994 (3)	86.89	0.241	11:52:48.931

P16 0 C Luke STANLEY		Suzuki - Urban Race Tribe				
IDEAL LAP TIME : 1:22.139		BEST LAP TIME : 1:22.320		DIFFERENCE : 0.181		
LAP	SECTOR 1	SECTOR 2	LAP TIME	MPH	DIFF	TIME OF DAY
1 -		30.144	1:31.787	77.62	9.467	11:40:24.083
2 -	54.557	29.335	1:23.892	84.92	1.572	11:41:47.975
3 -	54.448	29.114	1:23.562	85.26	1.242	11:43:11.537
4 -	53.840	28.905	1:22.745	86.10	0.425	11:44:34.282
5 -	53.388	28.939	1:22.327 (2)	86.54	0.007	11:45:56.609
6 -	53.834	29.421	1:23.255	85.57	0.935	11:47:19.864
7 -	53.532	28.788	1:22.320 (1)	86.54		11:48:42.184
8 -	53.628	28.865	1:22.493 (3)	86.36	0.173	11:50:04.677
9 -	54.190	28.794	1:22.984	85.85	0.664	11:51:27.661
10 -	54.286	28.751	1:23.037	85.80	0.717	11:52:50.698

P17 624 B Matthew FEDRICK (R)		Yamaha - Matthew Fedrick farriers ltd				
IDEAL LAP TIME : 1:22.357		BEST LAP TIME : 1:23.177		DIFFERENCE : 0.820		
LAP	SECTOR 1	SECTOR 2	LAP TIME	MPH	DIFF	TIME OF DAY
1 -		29.312	1:32.665	76.88	9.488	11:40:24.961
2 -	54.578	29.870	1:24.448	84.36	1.271	11:41:49.409
3 -	54.286	28.891	1:23.177 (1)	85.65		11:43:12.586
4 -	53.897	29.464	1:23.361 (2)	85.46	0.184	11:44:35.947
5 -	54.596	29.315	1:23.911 (3)	84.90	0.734	11:45:59.858
6 -	55.229	28.787	1:24.016	84.80	0.839	11:47:23.874
7 -	55.536	29.302	1:24.838	83.97	1.661	11:48:48.712
8 -	54.808	29.388	1:24.196	84.61	1.019	11:50:12.908
9 -	55.301	28.628	1:23.929	84.88	0.752	11:51:36.837
10 -	55.600	28.460	1:24.060	84.75	0.883	11:53:00.897

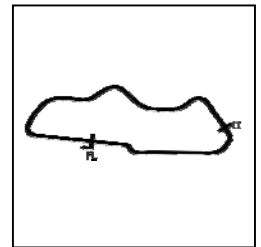
Weather / Track : Bright / Dry

Donington Park National
Circuit Length = 1.9790 miles
Start: 11:38 Flag 11:51 End: 11:53

BMCRC - MRO Championships 2019 - Rnd 4 @ Donington Park

BMCRC Thunderbike Sport

RACE 8 - GROUP B & C - SECTOR ANALYSIS



SECTOR 1 = FL to I1, SECTOR 2 = I1 to FL, DIFF = Difference To Personal Best Lap, P = Crossed Finish Line in Pit Lane, D = Time Disallowed

P18 606 B		Jake ANDERTON (R)		Honda - CurrentElec Limited		
IDEAL LAP TIME : 1:22.639		BEST LAP TIME : 1:22.767		DIFFERENCE : 0.128		
LAP	SECTOR 1	SECTOR 2	LAP TIME	MPH	DIFF	TIME OF DAY
1 -		29.650	1:34.992	75.00	12.225	11:40:27.288
2 -	56.152	29.420	1:25.572	83.25	2.805	11:41:52.860
3 -	55.871	30.199	1:26.070	82.77	3.303	11:43:18.930
4 -	54.989	29.165	1:24.154	84.66	1.387	11:44:43.084
5 -	56.020	30.204	1:26.224	82.62	3.457	11:46:09.308
6 -	54.913	28.879	1:23.792 (2)	85.02	1.025	11:47:33.100
7 -	54.802	29.335	1:24.137 (3)	84.67	1.370	11:48:57.237
8 -	55.081	29.757	1:24.838	83.97	2.071	11:50:22.075
9 -	53.760	29.007	1:22.767 (1)	86.08		11:51:44.842
10 -	54.891	29.289	1:24.180	84.63	1.413	11:53:09.022

P19 22 C		Matthew MAY		Honda - Tliehurst Glass Racing		
IDEAL LAP TIME : 1:23.676		BEST LAP TIME : 1:23.827		DIFFERENCE : 0.151		
LAP	SECTOR 1	SECTOR 2	LAP TIME	MPH	DIFF	TIME OF DAY
1 -		29.578	1:34.435	75.44	10.608	11:40:26.731
2 -	56.550	29.895	1:26.445	82.41	2.618	11:41:53.176
3 -	55.871	30.304	1:26.175	82.67	2.348	11:43:19.351
4 -	55.075	29.193	1:24.268	84.54	0.441	11:44:43.619
5 -	55.762	29.746	1:25.508	83.32	1.681	11:46:09.127
6 -	54.889	28.938	1:23.827 (1)	84.99		11:47:32.954
7 -	54.977	29.363	1:24.340	84.47	0.513	11:48:57.294
8 -	54.738	29.252	1:23.990 (3)	84.82	0.163	11:50:21.284
9 -	54.905	29.176	1:24.081	84.73	0.254	11:51:45.365
10 -	54.837	29.094	1:23.931 (2)	84.88	0.104	11:53:09.296

P20 187 B		David TREVEIL (R)		Yamaha -		
IDEAL LAP TIME : 1:22.997		BEST LAP TIME : 1:22.997		DIFFERENCE : 0.000		
LAP	SECTOR 1	SECTOR 2	LAP TIME	MPH	DIFF	TIME OF DAY
1 -		29.619	1:35.773	74.39	12.776	11:40:28.069
2 -	55.611	29.761	1:25.372	83.45	2.375	11:41:53.441
3 -	55.672	29.762	1:25.434	83.39	2.437	11:43:18.875
4 -	55.836	29.593	1:25.429	83.39	2.432	11:44:44.304
5 -	55.266	30.360	1:25.626	83.20	2.629	11:46:09.930
6 -	55.007	29.622	1:24.629	84.18	1.632	11:47:34.559
7 -	55.355	29.075	1:24.430	84.38	1.433	11:48:58.989
8 -	53.943	29.054	1:22.997 (1)	85.84		11:50:21.986
9 -	54.748	29.505	1:24.253 (3)	84.56	1.256	11:51:46.239
10 -	54.447	29.423	1:23.870 (2)	84.94	0.873	11:53:10.109

P21 63 C		Steve SMULOVIC		Suzuki - SFC Racing		
IDEAL LAP TIME : 1:23.021		BEST LAP TIME : 1:23.021		DIFFERENCE : 0.000		
LAP	SECTOR 1	SECTOR 2	LAP TIME	MPH	DIFF	TIME OF DAY
1 -		30.766	1:36.609	73.74	13.588	11:40:28.905
2 -	56.363	30.113	1:26.476	82.38	3.455	11:41:55.381
3 -	54.882	30.033	1:24.915	83.90	1.894	11:43:20.296
4 -	55.286	29.884	1:25.170	83.65	2.149	11:44:45.466
5 -	55.091	29.873	1:24.964	83.85	1.943	11:46:10.430
6 -	55.035	29.895	1:24.930	83.88	1.909	11:47:35.360
7 -	54.895	29.619	1:24.514	84.30	1.493	11:48:59.874
8 -	53.899	29.122	1:23.021 (1)	85.81		11:50:22.895
9 -	54.164	29.987	1:24.151 (2)	84.66	1.130	11:51:47.046
10 -	54.485	29.691	1:24.176 (3)	84.63	1.155	11:53:11.222

P22 373 B		Robert PRICE (R)		Suzuki -		
IDEAL LAP TIME : 1:24.418		BEST LAP TIME : 1:24.850		DIFFERENCE : 0.432		
LAP	SECTOR 1	SECTOR 2	LAP TIME	MPH	DIFF	TIME OF DAY

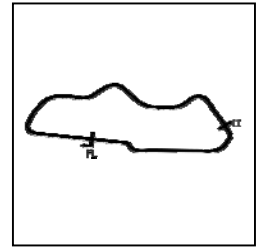
Weather / Track : Bright / Dry

Donington Park National
Circuit Length = 1.9790 miles
Start: 11:38 Flag 11:51 End: 11:53

BMCRC - MRO Championships 2019 - Rnd 4 @ Donington Park

BMCRC Thunderbike Sport

RACE 8 - GROUP B & C - SECTOR ANALYSIS



SECTOR 1 = FL to I1, SECTOR 2 = I1 to FL, DIFF = Difference To Personal Best Lap, P = Crossed Finish Line in Pit Lane, D = Time Disallowed

1 -		29.460	1:33.806	75.95	8.956	11:40:26.102
2 -	56.056	29.233	1:25.289 (3)	83.53	0.439	11:41:51.391
3 -	56.532	29.740	1:26.272	82.58	1.422	11:43:17.663
4 -	55.914	29.316	1:25.230 (2)	83.59	0.380	11:44:42.893
5 -	55.695	29.625	1:25.320	83.50	0.470	11:46:08.213
6 -	56.470	29.706	1:26.176	82.67	1.326	11:47:34.389
7 -	55.185	29.665	1:24.850 (1)	83.96		11:48:59.239
8 -	57.579	30.893	1:28.472	80.52	3.622	11:50:27.711
9 -	57.181	30.333	1:27.514	81.41	2.664	11:51:55.225

P23 152 C		Jason ALLEN		Suzuki -		
IDEAL LAP TIME : 1:24.665		BEST LAP TIME : 1:24.982		DIFFERENCE : 0.317		
LAP	SECTOR 1	SECTOR 2	LAP TIME	MPH	DIFF	TIME OF DAY
1 -		30.799	1:36.371	73.92	11.389	11:40:28.667
2 -	56.378	30.180	1:26.558	82.31	1.576	11:41:55.225
3 -	55.728	29.722	1:25.450	83.37	0.468	11:43:20.675
4 -	55.592	29.746	1:25.338 (3)	83.48	0.356	11:44:46.013
5 -	54.943	30.039	1:24.982 (1)	83.83		11:46:10.995
6 -	55.072	29.920	1:24.992 (2)	83.82	0.010	11:47:35.987
7 -	55.703	29.968	1:25.671	83.16	0.689	11:49:01.658
8 -	56.472	30.140	1:26.612	82.25	1.630	11:50:28.270
9 -	56.890	30.776	1:27.666	81.27	2.684	11:51:55.936

P24 143 C		Robert DAVIE		Suzuki -		
IDEAL LAP TIME : 1:25.476		BEST LAP TIME : 1:25.476		DIFFERENCE : 0.000		
LAP	SECTOR 1	SECTOR 2	LAP TIME	MPH	DIFF	TIME OF DAY
1 -		30.293	1:36.948	73.48	11.472	11:40:29.244
2 -	56.467	30.005	1:26.472	82.39	0.996	11:41:55.716
3 -	55.740	29.736	1:25.476 (1)	83.35		11:43:21.192
4 -	56.086	29.843	1:25.929 (3)	82.91	0.453	11:44:47.121
5 -	55.948	30.090	1:26.038	82.80	0.562	11:46:13.159
6 -	55.919	29.802	1:25.721 (2)	83.11	0.245	11:47:38.880
7 -	56.185	29.965	1:26.150	82.70	0.674	11:49:05.030
8 -	56.245	30.000	1:26.245	82.60	0.769	11:50:31.275
9 -	56.670	29.813	1:26.483	82.38	1.007	11:51:57.758

P25 101 B		Glen TRIPP (R)		Honda - yaki too racing		
IDEAL LAP TIME : 1:25.441		BEST LAP TIME : 1:25.441		DIFFERENCE : 0.000		
LAP	SECTOR 1	SECTOR 2	LAP TIME	MPH	DIFF	TIME OF DAY
1 -		30.388	1:37.487	73.08	12.046	11:40:29.783
2 -	56.657	29.795	1:26.452	82.41	1.011	11:41:56.235
3 -	56.524	29.702	1:26.226 (3)	82.62	0.785	11:43:22.461
4 -	56.672	29.765	1:26.437	82.42	0.996	11:44:48.898
5 -	56.865	30.474	1:27.339	81.57	1.898	11:46:16.237
6 -	57.156	30.528	1:27.684	81.25	2.243	11:47:43.921
7 -	56.671	29.845	1:26.516	82.35	1.075	11:49:10.437
8 -	56.151	30.073	1:26.224 (2)	82.62	0.783	11:50:36.661
9 -	55.923	29.518	1:25.441 (1)	83.38		11:52:02.102

P26 33 B		Peter PARAPANOS (R)		Honda -		
IDEAL LAP TIME : 1:25.164		BEST LAP TIME : 1:25.308		DIFFERENCE : 0.144		
LAP	SECTOR 1	SECTOR 2	LAP TIME	MPH	DIFF	TIME OF DAY
1 -		29.638	1:33.693	76.04	8.385	11:40:25.989
2 -	55.526	29.782	1:25.308 (1)	83.51		11:41:51.297
3 -	1:07.759	31.524	1:39.283	71.76	13.975	11:43:30.580
4 -	59.458	31.027	1:30.485	78.73	5.177	11:45:01.065
5 -	57.920	30.899	1:28.819	80.21	3.511	11:46:29.884
6 -	57.827	30.400	1:28.227	80.75	2.919	11:47:58.111
7 -	56.940	30.196	1:27.136 (2)	81.76	1.828	11:49:25.247
8 -	57.304	30.803	1:28.107	80.86	2.799	11:50:53.354

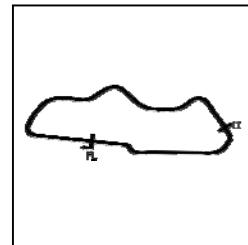
Weather / Track : Bright / Dry

Donington Park National
Circuit Length = 1.9790 miles
Start: 11:38 Flag 11:51 End: 11:53

BMCRC - MRO Championships 2019 - Rnd 4 @ Donington Park

BMCRC Thunderbike Sport

RACE 8 - GROUP B & C - SECTOR ANALYSIS



SECTOR 1 = FL to I1, SECTOR 2 = I1 to FL, DIFF = Difference To Personal Best Lap, P = Crossed Finish Line in Pit Lane, D = Time Disallowed

9 - 57.431 30.180 1:27.611 (3) 81.32 2.303 11:52:20.965

P27 133 B Declan CONNELL (R)		Kawasaki - Haynes energy services				
IDEAL LAP TIME : 1:19.966		BEST LAP TIME : 1:19.966		DIFFERENCE : 0.000		
LAP	SECTOR 1	SECTOR 2	LAP TIME	MPH	DIFF	TIME OF DAY
1 -		29.762	1:30.418	78.79	10.452	11:40:22.714
2 -	55.593	29.891	1:25.484	83.34	5.518	11:41:48.198
3 -	53.973	29.272	1:23.245	85.58	3.279	11:43:11.443
4 -	53.674	28.559	1:22.233	86.63	2.267	11:44:33.676
5 -	52.623	29.007	1:21.630	87.27	1.664	11:45:55.306
6 -	52.341	28.582	1:20.923	88.04	0.957	11:47:16.229
7 -	52.160	28.293	1:20.453 (2)	88.55	0.487	11:48:36.682
8 -	52.027	28.458	1:20.485 (3)	88.52	0.519	11:49:57.167
9 -	51.825	28.141	1:19.966 (1)	89.09		11:51:17.133

P28 117 C Jordan HARRIS		Suzuki - Steve Jordan Motorcycles				
IDEAL LAP TIME : 1:22.187		BEST LAP TIME : 1:22.582		DIFFERENCE : 0.395		
LAP	SECTOR 1	SECTOR 2	LAP TIME	MPH	DIFF	TIME OF DAY
1 -		29.063	1:29.683	79.44	7.101	11:40:21.979
2 -	54.917	28.643	1:23.560	85.26	0.978	11:41:45.539
3 -	54.708	29.144	1:23.852	84.96	1.270	11:43:09.391
4 -	54.230	28.690	1:22.920	85.92	0.338	11:44:32.311
5 -	53.672	28.910	1:22.582 (1)	86.27		11:45:54.893
6 -	54.028	28.654	1:22.682 (3)	86.16	0.100	11:47:17.575
7 -	54.111	28.515	1:22.626 (2)	86.22	0.044	11:48:40.201

P29 37 C Ricky WOODS		Suzuki - T & S Vehicle Repairs				
IDEAL LAP TIME : 1:22.653		BEST LAP TIME : 1:22.653		DIFFERENCE : 0.000		
LAP	SECTOR 1	SECTOR 2	LAP TIME	MPH	DIFF	TIME OF DAY
1 -		28.623	1:31.260	78.06	8.607	11:40:23.556
2 -	54.690	28.917	1:23.607 (3)	85.21	0.954	11:41:47.163
3 -	54.596	28.761	1:23.357 (2)	85.47	0.704	11:43:10.520
4 -	54.150	28.503	1:22.653 (1)	86.19		11:44:33.173
5 -	54.591	29.129	1:23.720	85.10	1.067	11:45:56.893
6 -	56.228	29.772	1:26.000	82.84	3.347	11:47:22.893
7 -	55.729	30.011	1:25.740	83.09	3.087	11:48:48.633

P30 104 B Alex ROBINSON (R)		Honda - Boa				
IDEAL LAP TIME : 1:19.256		BEST LAP TIME : 1:19.315		DIFFERENCE : 0.059		
LAP	SECTOR 1	SECTOR 2	LAP TIME	MPH	DIFF	TIME OF DAY
1 -		27.892	1:26.346	82.51	7.031	11:40:18.642
2 -	51.883	27.432	1:19.315 (1)	89.82		11:41:37.957
3 -	51.824	27.734	1:19.558 (3)	89.55	0.243	11:42:57.515
4 -	51.854	27.695	1:19.549 (2)	89.56	0.234	11:44:17.064

BMCRC - MRO Championships 2019 - Rnd 4 @ Donington Park

BMCRC Thunderbike Sport

RACE 8 - GROUP B & C - BEST SECTORS

SECTOR 1			SECTOR 2			IDEAL / BEST COMPARISON						
POS	NO	NAME	TIME	NO	NAME	TIME	POS	NO	NAME	IDEAL	BEST	DIFF
									PERFECT LAP	1:15.715		
1	47	WATSON	49.317	47	WATSON	26.398	1	47	WATSON	1:15.715	1:16.033	0.318
2	961	SIM	49.972	90	WATSON	26.870	2	961	SIM	1:16.893	1:16.893	0.000
3	90	WATSON	50.033	100	HOWTON	26.910	3	90	WATSON	1:16.903	1:17.101	0.198
4	888	CARSON	50.326	961	SIM	26.921	4	100	HOWTON	1:17.407	1:17.675	0.268
5	19	LILLEY	50.354	48	WALLIS	27.038	5	48	WALLIS	1:17.568	1:17.568	0.000
6	100	HOWTON	50.497	888	CARSON	27.390	6	888	CARSON	1:17.716	1:17.988	0.272
7	48	WALLIS	50.530	104	ROBINSON (R)	27.432	7	19	LILLEY	1:17.886	1:18.038	0.152
8	17	DOWNES (R)	50.728	17	DOWNES (R)	27.530	8	17	DOWNES (R)	1:18.258	1:18.258	0.000
9	104	ROBINSON (R)	51.824	19	LILLEY	27.532	9	104	ROBINSON (R)	1:19.256	1:19.315	0.059
10	133	CONNELL (R)	51.825	73	LEWIN	27.564	10	73	LEWIN	1:19.510	1:19.510	0.000
11	81	MAY	51.925	666	BEASLEY	27.707	11	666	BEASLEY	1:19.648	1:20.368	0.720
12	666	BEASLEY	51.941	51	BEESLEY	27.992	12	81	MAY	1:19.928	1:19.977	0.049
13	73	LEWIN	51.946	81	MAY	28.003	13	133	CONNELL (R)	1:19.966	1:19.966	0.000
14	51	BEESLEY	52.154	133	CONNELL (R)	28.141	14	51	BEESLEY	1:20.146	1:20.198	0.052
15	13	GREEN	52.196	13	GREEN	28.259	15	13	GREEN	1:20.455	1:20.455	0.000
16	34	THOMAS (R)	52.807	44	ROBINSON (R)	28.266	16	34	THOMAS (R)	1:21.332	1:21.506	0.174
17	44	ROBINSON (R)	53.297	624	FEDRICK (R)	28.460	17	44	ROBINSON (R)	1:21.563	1:21.753	0.190
18	0	STANLEY	53.388	37	WOODS	28.503	18	0	STANLEY	1:22.139	1:22.320	0.181
19	117	HARRIS	53.672	117	HARRIS	28.515	19	117	HARRIS	1:22.187	1:22.582	0.395
20	606	ANDERTON (R)	53.760	34	THOMAS (R)	28.525	20	624	FEDRICK (R)	1:22.357	1:23.177	0.820
21	624	FEDRICK (R)	53.897	0	STANLEY	28.751	21	606	ANDERTON (R)	1:22.639	1:22.767	0.128
22	63	SMULOVIC	53.899	606	ANDERTON (R)	28.879	22	37	WOODS	1:22.653	1:22.653	0.000
23	187	TREVEIL (R)	53.943	22	MAY	28.938	23	187	TREVEIL (R)	1:22.997	1:22.997	0.000
24	37	WOODS	54.150	187	TREVEIL (R)	29.054	24	63	SMULOVIC	1:23.021	1:23.021	0.000
25	22	MAY	54.738	63	SMULOVIC	29.122	25	22	MAY	1:23.676	1:23.827	0.151
26	152	ALLEN	54.943	373	PRICE (R)	29.233	26	373	PRICE (R)	1:24.418	1:24.850	0.432
27	373	PRICE (R)	55.185	101	TRIPP (R)	29.518	27	152	ALLEN	1:24.665	1:24.982	0.317
28	33	PARAPANOS (R)	55.526	33	PARAPANOS (R)	29.638	28	33	PARAPANOS (R)	1:25.164	1:25.308	0.144
29	143	DAVIE	55.740	152	ALLEN	29.722	29	101	TRIPP (R)	1:25.441	1:25.441	0.000
30	101	TRIPP (R)	55.923	143	DAVIE	29.736	30	143	DAVIE	1:25.476	1:25.476	0.000

Weather / Track : Bright / Dry

Results can be found at www.tsl-timing.com

Donington Park National
Circuit Length = 1.9790 miles
Start: 11:38 Flag 11:51 End: 11:53

Printed - 11:55 Sunday, 19 May 2019

BMCRC - MRO Championships 2019 - Rnd 4 @ Donington Park



BMCRC Thunderbike Sport

RACE 15 - GROUP A & C - CLASSIFICATION - AMENDED

POS	NO	CL	PIC NAME	ENTRY	LAPS	TIME	GAP	DIFF	MPH	BEST	ON
1	74	A	1 Daniel SINGLETON	Honda - Bambino Developments Racing	10	12:44.884			92.96	1:15.240	6
2	191	A	2 James SEATH	Kawasaki - Ovenden Earthmoving	10	13:04.422	19.538	19.538	90.65	1:17.170	8
3	90	C	1 Edward WATSON	Yamaha - Motorsportdays.com TEA Time Racing	10	13:05.569	20.685	1.147	90.52	1:17.387	8
4	54	A	3 Adam JAMISON	Yamaha - AJ Racing	10	13:05.582	20.698	0.013	90.51	1:17.521	7
5	48	C	2 Shaun WALLIS	Yamaha - Watling Tyres	10	13:16.784	31.900	11.202	89.24	1:18.840	10
6	666	C	3 Shane BEASLEY	Yamaha -	10	13:23.767	38.883	6.983	88.47	1:18.500	10
7	84	A	4 Ricardo BRANCO	Yamaha - IMP Racing	10	13:24.350	39.466	0.583	88.40	1:18.450	9
8	81	C	4 Malvern MAY	Honda -	10	13:25.670	40.786	1.320	88.26	1:18.807	9
9	92	A	5 Duncan GROVE	Yamaha -	10	13:27.341	42.457	1.671	88.07	1:18.838	7
10	73	C	5 Vincent LEWIN	Suzuki - VINITWINRACING.CO.UK	10	13:29.578	44.694	2.237	87.83	1:18.961	10
11	13	C	6 Wil GREEN	Suzuki - Faith Fueled Racing	10	13:32.800	47.916	3.222	87.48	1:19.336	7
12	85	A	6 Andrew KITE	Ducati - Red Rebel Racing	10	13:51.246	1:06.362	18.446	85.54	1:21.053	10
13	51	C	7 Paul BEESLEY	Yamaha -	10	13:51.918	1:07.034	0.672	85.47	1:20.910	10
14	45	A	7 Tom STEVENS	Suzuki -	10	13:54.115	1:09.231	2.197	85.25	1:21.324	10
15	117	C	8 Jordan HARRIS	Suzuki - Steve Jordan Motorcycles	10	13:54.253	1:09.369	0.138	85.23	1:21.806	7
16	181	A	8 Robert FRANKLIN	Suzuki - RCF GARDENS	10	13:54.768	1:09.884	0.515	85.18	1:21.518	10
17	0	C	9 Luke STANLEY	Suzuki - Urban Race Tribe	10	13:55.117	1:10.233	0.349	85.14	1:21.558	9
18	171	A	9 Colin CLUNE	Suzuki -	10	13:55.400	1:10.516	0.283	85.12	1:21.386	10
19	56	A	10 Jason SOILLEUX	Ducati -	10	14:08.606	1:23.722	13.206	83.79	1:23.149	5
20	22	C	10 Matthew MAY	Honda - Tliehurst Glass Racing	10	14:16.859	1:31.975	8.253	82.98	1:23.213	8
21	66	A	11 Mark SMITH	Yamaha - MHP EXHAUST S	9	12:45.439	1 Lap	1 Lap	83.59	1:22.825	6
22	37	C	11 Ricky WOODS	Suzuki - T & S Vehicle Repairs	9	12:45.875	1 Lap	0.436	83.54	1:22.967	4
23	63	C	12 Steve SMULOVIC	Suzuki - SFC Racing	9	12:49.132	1 Lap	3.257	83.19	1:23.641	7
24	747	A	12 Allan CLARK	Kawasaki - A Clark & Sons Builders	9	13:06.385	1 Lap	17.253	81.36	1:25.315	6
25	143	C	13 Robert DAVIE	Suzuki -	9	13:08.038	1 Lap	1.653	81.19	1:25.822	7
26	152	C	14 Jason ALLEN	Suzuki -	9	13:13.226	1 Lap	5.188	80.66	1:26.032	2

NOT CLASSIFIED

DQ	121 *	A	Rodger MARSH	Honda -	0
----	-------	---	--------------	---------	---

FASTEST LAP

74	A	Daniel SINGLETON	Honda - Bambino Developments Racing	6	1:15.240	94.69 mph	152.39 kph
90	C	Edward WATSON	Yamaha - Motorsportdays.com TEA Time Racing	8	1:17.387	92.06 mph	148.16 kph

No. 121 – Disqualified from race result, failing post-race technical

Class A - 92.5% of Race Speed = 85.98 mph

Class C - 92.5% of Race Speed = 83.73 mph

Donington Park National
Circuit Length = 1.9790 miles
Start: 14:18 Flag 14:31 End: 14:33

Weather / Track : Cloudy / Dry

These results are provisional until the conclusion of any judicial and technical matters.

Clerk Of Course :	Timekeeper :
-------------------	--------------

Results can be found at www.tsl-timing.com

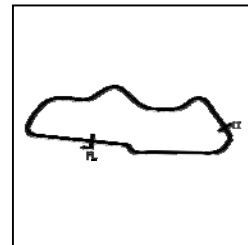
Printed - 10:56 Monday, 20 May 2019



BMCRC - MRO Championships 2019 - Rnd 4 @ Donington Park

BMCRC Thunderbike Sport

RACE 15 - GROUP A & C - SECTOR ANALYSIS



SECTOR 1 = FL to I1, SECTOR 2 = I1 to FL, DIFF = Difference To Personal Best Lap, P = Crossed Finish Line in Pit Lane, D = Time Disallowed

P1 74 A Daniel SINGLETON		Honda - Bambino Developments Racing				
IDEAL LAP TIME : 1:15.019		BEST LAP TIME : 1:15.240		DIFFERENCE : 0.221		
LAP	SECTOR 1	SECTOR 2	LAP TIME	MPH	DIFF	TIME OF DAY
1 -		26.909	1:21.465	87.45	6.225	14:20:12.317
2 -	49.168	26.759	1:15.927	93.83	0.687	14:21:28.244
3 -	49.783	26.746	1:16.529	93.09	1.289	14:22:44.773
4 -	49.152	26.487	1:15.639	94.19	0.399	14:24:00.412
5 -	48.906	26.578	1:15.484 (3)	94.38	0.244	14:25:15.896
6 -	48.737	26.503	1:15.240 (1)	94.69		14:26:31.136
7 -	48.910	26.443	1:15.353 (2)	94.55	0.113	14:27:46.489
8 -	49.738	26.282	1:16.020	93.72	0.780	14:29:02.509
9 -	49.766	26.411	1:16.177	93.52	0.937	14:30:18.686
10 -	49.208	27.842	1:17.050	92.46	1.810	14:31:35.736

P2 191 A James SEATH		Kawasaki - Ovenden Earthmoving				
IDEAL LAP TIME : 1:16.825		BEST LAP TIME : 1:17.170		DIFFERENCE : 0.345		
LAP	SECTOR 1	SECTOR 2	LAP TIME	MPH	DIFF	TIME OF DAY
1 -		27.822	1:23.790	85.02	6.620	14:20:14.642
2 -	50.467	27.606	1:18.073	91.25	0.903	14:21:32.715
3 -	50.949	27.431	1:18.380	90.89	1.210	14:22:51.095
4 -	50.659	27.509	1:18.168	91.14	0.998	14:24:09.263
5 -	50.600	27.244	1:17.844 (3)	91.52	0.674	14:25:27.107
6 -	50.970	26.874	1:17.844 (3)	91.52	0.674	14:26:44.951
7 -	50.531	27.453	1:17.984	91.36	0.814	14:28:02.935
8 -	49.951	27.219	1:17.170 (1)	92.32		14:29:20.105
9 -	50.000	27.176	1:17.176 (2)	92.31	0.006	14:30:37.281
10 -	50.473	27.520	1:17.993	91.34	0.823	14:31:55.274

P3 90 C Edward WATSON		Yamaha - Motorsportdays.com TEA Time Racing				
IDEAL LAP TIME : 1:17.274		BEST LAP TIME : 1:17.387		DIFFERENCE : 0.113		
LAP	SECTOR 1	SECTOR 2	LAP TIME	MPH	DIFF	TIME OF DAY
1 -		28.064	1:24.215	84.59	6.828	14:20:15.067
2 -	50.875	27.591	1:18.466	90.79	1.079	14:21:33.533
3 -	50.362	27.757	1:18.119	91.20	0.732	14:22:51.652
4 -	50.575	27.389	1:17.964	91.38	0.577	14:24:09.616
5 -	50.828	27.228	1:18.056	91.27	0.669	14:25:27.672
6 -	50.570	27.304	1:17.874	91.48	0.487	14:26:45.546
7 -	50.406	27.268	1:17.674 (3)	91.72	0.287	14:28:03.220
8 -	50.078	27.309	1:17.387 (1)	92.06		14:29:20.607
9 -	50.412	27.196	1:17.608 (2)	91.80	0.221	14:30:38.215
10 -	50.510	27.696	1:18.206	91.10	0.819	14:31:56.421

P4 54 A Adam JAMISON		Yamaha - AJ Racing				
IDEAL LAP TIME : 1:17.446		BEST LAP TIME : 1:17.521		DIFFERENCE : 0.075		
LAP	SECTOR 1	SECTOR 2	LAP TIME	MPH	DIFF	TIME OF DAY
1 -		27.681	1:23.184	85.64	5.663	14:20:14.036
2 -	50.583	27.565	1:18.148	91.16	0.627	14:21:32.184
3 -	50.883	27.498	1:18.381	90.89	0.860	14:22:50.565
4 -	50.799	27.615	1:18.414	90.85	0.893	14:24:08.979
5 -	50.502	27.453	1:17.955	91.39	0.434	14:25:26.934
6 -	50.552	27.223	1:17.775 (2)	91.60	0.254	14:26:44.709
7 -	50.223	27.298	1:17.521 (1)	91.90		14:28:02.230
8 -	50.330	27.490	1:17.820 (3)	91.55	0.299	14:29:20.050
9 -	50.600	27.384	1:17.984	91.36	0.463	14:30:38.034
10 -	50.494	27.906	1:18.400	90.87	0.879	14:31:56.434

P5 48 C Shaun WALLIS		Yamaha - Watling Tyres				
IDEAL LAP TIME : 1:18.604		BEST LAP TIME : 1:18.840		DIFFERENCE : 0.236		
LAP	SECTOR 1	SECTOR 2	LAP TIME	MPH	DIFF	TIME OF DAY

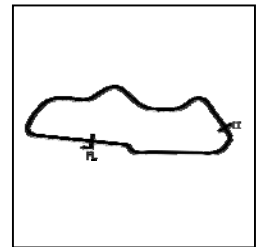
Weather / Track : Cloudy / Dry

Donington Park National
Circuit Length = 1.9790 miles
Start: 14:18 Flag 14:31 End: 14:33

BMCRC - MRO Championships 2019 - Rnd 4 @ Donington Park

BMCRC Thunderbike Sport

RACE 15 - GROUP A & C - SECTOR ANALYSIS



SECTOR 1 = FL to I1, SECTOR 2 = I1 to FL, DIFF = Difference To Personal Best Lap, P = Crossed Finish Line in Pit Lane, D = Time Disallowed

1 -		27.879	1:24.198	84.61	5.358	14:20:15.050
2 -	51.244	27.954	1:19.198	89.95	0.358	14:21:34.248
3 -	51.786	27.462	1:19.248	89.90	0.408	14:22:53.496
4 -	51.142	28.017	1:19.159	90.00	0.319	14:24:12.655
5 -	51.651	27.565	1:19.216	89.93	0.376	14:25:31.871
6 -	51.785	27.796	1:19.581	89.52	0.741	14:26:51.452
7 -	51.687	27.720	1:19.407	89.72	0.567	14:28:10.859
8 -	51.503	27.570	1:19.073 (3)	90.10	0.233	14:29:29.932
9 -	51.280	27.584	1:18.864 (2)	90.34	0.024	14:30:48.796
10 -	51.230	27.610	1:18.840 (1)	90.36		14:32:07.636

P6 666 C Shane BEASLEY			Yamaha -			
IDEAL LAP TIME : 1:18.161		BEST LAP TIME : 1:18.500		DIFFERENCE : 0.339		
LAP	SECTOR 1	SECTOR 2	LAP TIME	MPH	DIFF	TIME OF DAY
1 -		28.471	1:30.549	78.68	12.049	14:20:21.401
2 -	51.950	27.380	1:19.330	89.81	0.830	14:21:40.731
3 -	50.843	27.663	1:18.506 (2)	90.75	0.006	14:22:59.237
4 -	51.337	27.866	1:19.203	89.95	0.703	14:24:18.440
5 -	52.413	27.687	1:20.100	88.94	1.600	14:25:38.540
6 -	51.642	27.785	1:19.427	89.70	0.927	14:26:57.967
7 -	51.373	28.044	1:19.417	89.71	0.917	14:28:17.384
8 -	51.672	27.952	1:19.624	89.47	1.124	14:29:37.008
9 -	51.570	27.541	1:19.111 (3)	90.05	0.611	14:30:56.119
10 -	51.182	27.318	1:18.500 (1)	90.75		14:32:14.619

P7 84 A Ricardo BRANCO			Yamaha - IMP Racing			
IDEAL LAP TIME : 1:18.328		BEST LAP TIME : 1:18.450		DIFFERENCE : 0.122		
LAP	SECTOR 1	SECTOR 2	LAP TIME	MPH	DIFF	TIME OF DAY
1 -		28.414	1:25.415	83.41	6.965	14:20:16.267
2 -	52.389	28.701	1:21.090	87.86	2.640	14:21:37.357
3 -	52.632	28.473	1:21.105	87.84	2.655	14:22:58.462
4 -	52.455	28.085	1:20.540	88.46	2.090	14:24:19.002
5 -	52.498	28.075	1:20.573	88.42	2.123	14:25:39.575
6 -	51.813	27.798	1:19.611	89.49	1.161	14:26:59.186
7 -	51.432	27.929	1:19.361 (3)	89.77	0.911	14:28:18.547
8 -	51.763	27.882	1:19.645	89.45	1.195	14:29:38.192
9 -	50.952	27.498	1:18.450 (1)	90.81		14:30:56.642
10 -	50.830	27.730	1:18.560 (2)	90.69	0.110	14:32:15.202

P8 81 C Malvern MAY			Honda -			
IDEAL LAP TIME : 1:18.747		BEST LAP TIME : 1:18.807		DIFFERENCE : 0.060		
LAP	SECTOR 1	SECTOR 2	LAP TIME	MPH	DIFF	TIME OF DAY
1 -		28.304	1:25.497	83.33	6.690	14:20:16.349
2 -	52.416	28.713	1:21.129	87.81	2.322	14:21:37.478
3 -	52.611	29.434	1:22.045	86.83	3.238	14:22:59.523
4 -	52.141	28.218	1:20.359	88.66	1.552	14:24:19.882
5 -	51.700	28.560	1:20.260	88.76	1.453	14:25:40.142
6 -	51.651	27.860	1:19.511	89.60	0.704	14:26:59.653
7 -	51.225	28.046	1:19.271 (3)	89.87	0.464	14:28:18.924
8 -	51.916	27.761	1:19.677	89.41	0.870	14:29:38.601
9 -	50.986	27.821	1:18.807 (1)	90.40		14:30:57.408
10 -	51.263	27.851	1:19.114 (2)	90.05	0.307	14:32:16.522

P9 92 A Duncan GROVE			Yamaha -			
IDEAL LAP TIME : 1:18.801		BEST LAP TIME : 1:18.838		DIFFERENCE : 0.037		
LAP	SECTOR 1	SECTOR 2	LAP TIME	MPH	DIFF	TIME OF DAY
1 -		28.438	1:28.816	80.21	9.978	14:20:19.668
2 -	52.428	28.560	1:20.988	87.97	2.150	14:21:40.656
3 -	52.658	28.116	1:20.774	88.20	1.936	14:23:01.430
4 -	51.494	27.692	1:19.186 (2)	89.97	0.348	14:24:20.616

Weather / Track : Cloudy / Dry

Donington Park National
Circuit Length = 1.9790 miles
Start: 14:18 Flag 14:31 End: 14:33

BMCRC - MRO Championships 2019 - Rnd 4 @ Donington Park

BMCRC Thunderbike Sport

RACE 15 - GROUP A & C - SECTOR ANALYSIS



SECTOR 1 = FL to I1, SECTOR 2 = I1 to FL, DIFF = Difference To Personal Best Lap, P = Crossed Finish Line in Pit Lane, D = Time Disallowed

5 -	51.622	27.983	1:19.605	89.49	0.767	14:25:40.221
6 -	52.196	27.836	1:20.032	89.02	1.194	14:27:00.253
7 -	51.109	27.729	1:18.838 (1)	90.37		14:28:19.091
8 -	51.798	27.898	1:19.696	89.39	0.858	14:29:38.787
9 -	51.628	27.954	1:19.582 (3)	89.52	0.744	14:30:58.369
10 -	51.619	28.205	1:19.824	89.25	0.986	14:32:18.193

P10	73 C	Vincent LEWIN	Suzuki - VINITWINRACING.CO.UK			
IDEAL LAP TIME : 1:18.638		BEST LAP TIME : 1:18.961	DIFFERENCE : 0.323			

LAP	SECTOR 1	SECTOR 2	LAP TIME	MPH	DIFF	TIME OF DAY
1 -		28.563	1:27.632	81.30	8.671	14:20:18.484
2 -	53.269	28.640	1:21.909	86.98	2.948	14:21:40.393
3 -	53.371	28.148	1:21.519	87.39	2.558	14:23:01.912
4 -	52.965	27.747	1:20.712	88.27	1.751	14:24:22.624
5 -	52.857	27.621	1:20.478	88.52	1.517	14:25:43.102
6 -	52.415	27.427	1:19.842	89.23	0.881	14:27:02.944
7 -	51.884	27.558	1:19.442 (3)	89.68	0.481	14:28:22.386
8 -	51.852	27.999	1:19.851	89.22	0.890	14:29:42.237
9 -	51.452	27.780	1:19.232 (2)	89.92	0.271	14:31:01.469
10 -	51.775	27.186	1:18.961 (1)	90.22		14:32:20.430

P11	13 C	Wii GREEN	Suzuki - Faith Fueled Racing			
IDEAL LAP TIME : 1:19.336		BEST LAP TIME : 1:19.336	DIFFERENCE : 0.000			

LAP	SECTOR 1	SECTOR 2	LAP TIME	MPH	DIFF	TIME OF DAY
1 -		28.554	1:26.049	82.79	6.713	14:20:16.901
2 -	52.156	28.776	1:20.932	88.03	1.596	14:21:37.833
3 -	52.507	29.525	1:22.032	86.85	2.696	14:22:59.865
4 -	51.989	28.276	1:20.265 (3)	88.76	0.929	14:24:20.130
5 -	51.719	28.884	1:20.603	88.39	1.267	14:25:40.733
6 -	52.017	28.380	1:20.397	88.61	1.061	14:27:01.130
7 -	51.425	27.911	1:19.336 (1)	89.80		14:28:20.466
8 -	51.723	28.454	1:20.177 (2)	88.86	0.841	14:29:40.643
9 -	52.231	29.355	1:21.586	87.32	2.250	14:31:02.229
10 -	52.634	28.789	1:21.423	87.50	2.087	14:32:23.652

P12	85 A	Andrew KITE	Ducati - Red Rebel Racing			
IDEAL LAP TIME : 1:21.053		BEST LAP TIME : 1:21.053	DIFFERENCE : 0.000			

LAP	SECTOR 1	SECTOR 2	LAP TIME	MPH	DIFF	TIME OF DAY
1 -		29.357	1:29.939	79.21	8.886	14:20:20.791
2 -	54.302	28.763	1:23.065	85.77	2.012	14:21:43.856
3 -	54.187	28.818	1:23.005	85.83	1.952	14:23:06.861
4 -	54.334	29.082	1:23.416	85.41	2.363	14:24:30.277
5 -	53.951	28.974	1:22.925	85.91	1.872	14:25:53.202
6 -	54.061	28.838	1:22.899	85.94	1.846	14:27:16.101
7 -	53.455	28.461	1:21.916	86.97	0.863	14:28:38.017
8 -	53.189	28.290	1:21.479 (2)	87.44	0.426	14:29:59.496
9 -	53.286	28.263	1:21.549 (3)	87.36	0.496	14:31:21.045
10 -	53.014	28.039	1:21.053 (1)	87.90		14:32:42.098

P13	51 C	Paul BEESLEY	Yamaha -			
IDEAL LAP TIME : 1:20.894		BEST LAP TIME : 1:20.910	DIFFERENCE : 0.016			

LAP	SECTOR 1	SECTOR 2	LAP TIME	MPH	DIFF	TIME OF DAY
1 -		29.764	1:32.161	77.30	11.251	14:20:23.013
2 -	54.475	28.917	1:23.392	85.43	2.482	14:21:46.405
3 -	54.190	28.828	1:23.018	85.82	2.108	14:23:09.423
4 -	53.794	28.863	1:22.657	86.19	1.747	14:24:32.080
5 -	54.520	28.716	1:23.236	85.59	2.326	14:25:55.316
6 -	54.217	28.426	1:22.643	86.20	1.733	14:27:17.959
7 -	53.280	28.300	1:21.580	87.33	0.670	14:28:39.539
8 -	52.808	28.511	1:21.319 (3)	87.61	0.409	14:30:00.858

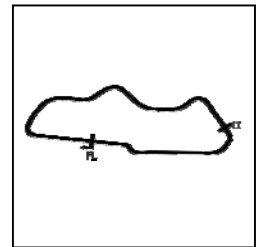
Weather / Track : Cloudy / Dry

Donington Park National
Circuit Length = 1.9790 miles
Start: 14:18 Flag 14:31 End: 14:33

BMCRC - MRO Championships 2019 - Rnd 4 @ Donington Park

BMCRC Thunderbike Sport

RACE 15 - GROUP A & C - SECTOR ANALYSIS



SECTOR 1 = FL to I1, SECTOR 2 = I1 to FL, DIFF = Difference To Personal Best Lap, P = Crossed Finish Line in Pit Lane, D = Time Disallowed

9 - 52.906 **28.096** 1:21.002 (2) 87.95 0.092 14:31:21.860
 10 - **52.798** 28.112 **1:20.910** (1) **88.05** **14:32:42.770**

P14 45 A Tom STEVENS		Suzuki -				
IDEAL LAP TIME : 1:20.751		BEST LAP TIME : 1:21.324		DIFFERENCE : 0.573		
LAP	SECTOR 1	SECTOR 2	LAP TIME	MPH	DIFF	TIME OF DAY
1 -		29.484	1:32.959	76.64	11.635	14:20:23.811
2 -	54.977	29.528	1:24.505	84.31	3.181	14:21:48.316
3 -	54.262	29.096	1:23.358	85.47	2.034	14:23:11.674
4 -	52.961	28.614	1:21.575 (2)	87.33	0.251	14:24:33.249
5 -	53.887	28.754	1:22.641	86.21	1.317	14:25:55.890
6 -	52.715	28.933	1:21.648 (3)	87.26	0.324	14:27:17.538
7 -	52.762	29.305	1:22.067	86.81	0.743	14:28:39.605
8 -	53.376	28.618	1:21.994	86.89	0.670	14:30:01.599
9 -	52.913	29.131	1:22.044	86.83	0.720	14:31:23.643
10 -	52.137	29.187	1:21.324 (1)	87.60		14:32:44.967

P15 117 C Jordan HARRIS		Suzuki - Steve Jordan Motorcycles				
IDEAL LAP TIME : 1:21.436		BEST LAP TIME : 1:21.806		DIFFERENCE : 0.370		
LAP	SECTOR 1	SECTOR 2	LAP TIME	MPH	DIFF	TIME OF DAY
1 -		29.700	1:31.685	77.70	9.879	14:20:22.537
2 -	55.078	29.202	1:24.280	84.53	2.474	14:21:46.817
3 -	54.475	28.895	1:23.370	85.45	1.564	14:23:10.187
4 -	53.937	28.425	1:22.362	86.50	0.556	14:24:32.549
5 -	54.238	28.325	1:22.563	86.29	0.757	14:25:55.112
6 -	53.823	28.338	1:22.161	86.71	0.355	14:27:17.273
7 -	53.302	28.504	1:21.806 (1)	87.09		14:28:39.079
8 -	53.491	28.544	1:22.035 (3)	86.84	0.229	14:30:01.114
9 -	53.614	28.516	1:22.130	86.74	0.324	14:31:23.244
10 -	53.111	28.750	1:21.861 (2)	87.03	0.055	14:32:45.105

P16 181 A Robert FRANKLIN		Suzuki - RCF GARDENS				
IDEAL LAP TIME : 1:21.518		BEST LAP TIME : 1:21.518		DIFFERENCE : 0.000		
LAP	SECTOR 1	SECTOR 2	LAP TIME	MPH	DIFF	TIME OF DAY
1 -		29.949	1:32.501	77.02	10.983	14:20:23.353
2 -	54.935	29.050	1:23.985	84.83	2.467	14:21:47.338
3 -	53.575	28.889	1:22.464	86.39	0.946	14:23:09.802
4 -	53.660	28.947	1:22.607	86.24	1.089	14:24:32.409
5 -	54.547	28.749	1:23.296	85.53	1.778	14:25:55.705
6 -	53.589	29.000	1:22.589	86.26	1.071	14:27:18.294
7 -	53.053	28.818	1:21.871 (3)	87.02	0.353	14:28:40.165
8 -	53.330	28.890	1:22.220	86.65	0.702	14:30:02.385
9 -	52.949	28.768	1:21.717 (2)	87.18	0.199	14:31:24.102
10 -	52.904	28.614	1:21.518 (1)	87.39		14:32:45.620

P17 0 C Luke STANLEY		Suzuki - Urban Race Tribe				
IDEAL LAP TIME : 1:21.558		BEST LAP TIME : 1:21.558		DIFFERENCE : 0.000		
LAP	SECTOR 1	SECTOR 2	LAP TIME	MPH	DIFF	TIME OF DAY
1 -		29.374	1:29.322	79.76	7.764	14:20:20.174
2 -	54.388	29.337	1:23.725	85.09	2.167	14:21:43.899
3 -	54.355	29.245	1:23.600	85.22	2.042	14:23:07.499
4 -	54.431	29.092	1:23.523	85.30	1.965	14:24:31.022
5 -	54.162	28.910	1:23.072	85.76	1.514	14:25:54.094
6 -	53.785	28.971	1:22.756	86.09	1.198	14:27:16.850
7 -	54.109	29.096	1:23.205	85.62	1.647	14:28:40.055
8 -	53.315	29.084	1:22.399 (3)	86.46	0.841	14:30:02.454
9 -	52.694	28.864	1:21.558 (1)	87.35		14:31:24.012
10 -	52.706	29.251	1:21.957 (2)	86.93	0.399	14:32:45.969

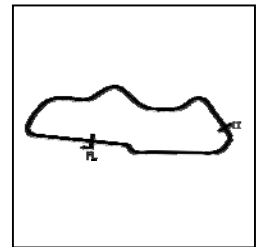
Weather / Track : Cloudy / Dry

Donington Park National
 Circuit Length = 1.9790 miles
 Start: 14:18 Flag 14:31 End: 14:33

BMCRC - MRO Championships 2019 - Rnd 4 @ Donington Park

BMCRC Thunderbike Sport

RACE 15 - GROUP A & C - SECTOR ANALYSIS



SECTOR 1 = FL to I1, SECTOR 2 = I1 to FL, DIFF = Difference To Personal Best Lap, P = Crossed Finish Line in Pit Lane, D = Time Disallowed

P18 171 A Colin CLUNE			Suzuki -			
IDEAL LAP TIME : 1:21.012		BEST LAP TIME : 1:21.386		DIFFERENCE : 0.374		
LAP	SECTOR 1	SECTOR 2	LAP TIME	MPH	DIFF	TIME OF DAY
1 -		30.488	1:32.036	77.41	10.650	14:20:22.888
2 -	55.054	29.376	1:24.430	84.38	3.044	14:21:47.318
3 -	54.233	29.023	1:23.256	85.57	1.870	14:23:10.574
4 -	53.860	29.297	1:23.157	85.67	1.771	14:24:33.731
5 -	53.635	29.129	1:22.764	86.08	1.378	14:25:56.495
6 -	53.496	29.209	1:22.705	86.14	1.319	14:27:19.200
7 -	53.271	29.112	1:22.383	86.48	0.997	14:28:41.583
8 -	52.722	28.803	1:21.525 (2)	87.39	0.139	14:30:03.108
9 -	53.137	28.621	1:21.758 (3)	87.14	0.372	14:31:24.866
10 -	52.391	28.995	1:21.386 (1)	87.54		14:32:46.252

P19 56 A Jason SOILLEUX			Ducati -			
IDEAL LAP TIME : 1:22.970		BEST LAP TIME : 1:23.149		DIFFERENCE : 0.179		
LAP	SECTOR 1	SECTOR 2	LAP TIME	MPH	DIFF	TIME OF DAY
1 -		30.088	1:34.375	75.49	11.226	14:20:25.227
2 -	55.009	29.816	1:24.825	83.99	1.676	14:21:50.052
3 -	54.883	28.922	1:23.805	85.01	0.656	14:23:13.857
4 -	54.880	29.207	1:24.087	84.72	0.938	14:24:37.944
5 -	54.127	29.022	1:23.149 (1)	85.68		14:26:01.093
6 -	54.813	29.139	1:23.952	84.86	0.803	14:27:25.045
7 -	54.367	28.843	1:23.210 (2)	85.62	0.061	14:28:48.255
8 -	54.453	29.219	1:23.672	85.14	0.523	14:30:11.927
9 -	54.271	29.173	1:23.444 (3)	85.38	0.295	14:31:35.371
10 -	54.906	29.181	1:24.087	84.72	0.938	14:32:59.458

P20 22 C Matthew MAY			Honda - Tliehurst Glass Racing			
IDEAL LAP TIME : 1:23.158		BEST LAP TIME : 1:23.213		DIFFERENCE : 0.055		
LAP	SECTOR 1	SECTOR 2	LAP TIME	MPH	DIFF	TIME OF DAY
1 -		29.041	1:32.094	77.36	8.881	14:20:22.946
2 -	56.598	29.750	1:26.348	82.51	3.135	14:21:49.294
3 -	54.916	29.708	1:24.624	84.19	1.411	14:23:13.918
4 -	54.385	29.148	1:23.533	85.29	0.320	14:24:37.451
5 -	54.725	28.970	1:23.695	85.12	0.482	14:26:01.146
6 -	54.310	29.086	1:23.396 (2)	85.43	0.183	14:27:24.542
7 -	54.363	29.599	1:23.962	84.85	0.749	14:28:48.504
8 -	54.188	29.025	1:23.213 (1)	85.61		14:30:11.717
9 -	54.202	29.246	1:23.448 (3)	85.37	0.235	14:31:35.165
10 -	1:01.051	31.495	1:32.546	76.98	9.333	14:33:07.711

P21 66 A Mark SMITH			Yamaha - MHP EXHAUST'S			
IDEAL LAP TIME : 1:22.763		BEST LAP TIME : 1:22.825		DIFFERENCE : 0.062		
LAP	SECTOR 1	SECTOR 2	LAP TIME	MPH	DIFF	TIME OF DAY
1 -		30.379	1:34.996	74.99	12.171	14:20:25.848
2 -	55.280	29.621	1:24.901	83.91	2.076	14:21:50.749
3 -	54.782	29.277	1:24.059	84.75	1.234	14:23:14.808
4 -	54.426	29.334	1:23.760	85.06	0.935	14:24:38.568
5 -	54.900	29.278	1:24.178	84.63	1.353	14:26:02.746
6 -	54.178	28.647	1:22.825 (1)	86.02		14:27:25.571
7 -	54.546	29.351	1:23.897	84.92	1.072	14:28:49.468
8 -	54.368	28.759	1:23.127 (2)	85.70	0.302	14:30:12.595
9 -	54.116	29.580	1:23.696 (3)	85.12	0.871	14:31:36.291

P22 37 C Ricky WOODS			Suzuki - T & S Vehicle Repairs			
IDEAL LAP TIME : 1:22.796		BEST LAP TIME : 1:22.967		DIFFERENCE : 0.171		
LAP	SECTOR 1	SECTOR 2	LAP TIME	MPH	DIFF	TIME OF DAY
1 -		29.478	1:33.709	76.02	10.742	14:20:24.561

Weather / Track : Cloudy / Dry

Donington Park National
Circuit Length = 1.9790 miles
Start: 14:18 Flag 14:31 End: 14:33

BMCRC - MRO Championships 2019 - Rnd 4 @ Donington Park

BMCRC Thunderbike Sport

RACE 15 - GROUP A & C - SECTOR ANALYSIS



SECTOR 1 = FL to I1, SECTOR 2 = I1 to FL, DIFF = Difference To Personal Best Lap, P = Crossed Finish Line in Pit Lane, D = Time Disallowed

2 -	54.876	30.305	1:25.181	83.64	2.214	14:21:49.742
3 -	54.733	28.654	1:23.387 (2)	85.44	0.420	14:23:13.129
4 -	54.142	28.825	1:22.967 (1)	85.87		14:24:36.096
5 -	54.791	29.086	1:23.877	84.94	0.910	14:25:59.973
6 -	55.185	29.710	1:24.895	83.92	1.928	14:27:24.868
7 -	54.857	29.026	1:23.883	84.93	0.916	14:28:48.751
8 -	54.890	28.805	1:23.695 (3)	85.12	0.728	14:30:12.446
9 -	55.020	29.261	1:24.281	84.53	1.314	14:31:36.727

P23 63 C	Steve SMULOVIC		Suzuki - SFC Racing			
IDEAL LAP TIME : 1:23.616		BEST LAP TIME : 1:23.641		DIFFERENCE : 0.025		
LAP	SECTOR 1	SECTOR 2	LAP TIME	MPH	DIFF	TIME OF DAY
1 -		29.894	1:33.611	76.10	9.970	14:20:24.463
2 -	55.549	30.795	1:26.344	82.51	2.703	14:21:50.807
3 -	55.322	29.572	1:24.894	83.92	1.253	14:23:15.701
4 -	54.441	30.087	1:24.528	84.28	0.887	14:24:40.229
5 -	54.277	29.596	1:23.873 (3)	84.94	0.232	14:26:04.102
6 -	54.091	29.710	1:23.801 (2)	85.01	0.160	14:27:27.903
7 -	54.044	29.597	1:23.641 (1)	85.18		14:28:51.544
8 -	54.653	29.748	1:24.401	84.41	0.760	14:30:15.945
9 -	54.310	29.729	1:24.039	84.77	0.398	14:31:39.984

P24 747 A	Allan CLARK		Kawasaki - A Clark & Sons Builders			
IDEAL LAP TIME : 1:24.825		BEST LAP TIME : 1:25.315		DIFFERENCE : 0.490		
LAP	SECTOR 1	SECTOR 2	LAP TIME	MPH	DIFF	TIME OF DAY
1 -		30.612	1:35.474	74.62	10.159	14:20:26.326
2 -	56.133	30.937	1:27.070	81.82	1.755	14:21:53.396
3 -	55.921	30.083	1:26.004 (3)	82.84	0.689	14:23:19.400
4 -	56.321	30.734	1:27.055	81.84	1.740	14:24:46.455
5 -	57.159	30.037	1:27.196	81.70	1.881	14:26:13.651
6 -	55.000	30.315	1:25.315 (1)	83.50		14:27:38.966
7 -	56.293	29.825	1:26.118	82.73	0.803	14:29:05.084
8 -	55.819	30.556	1:26.375	82.48	1.060	14:30:31.459
9 -	55.165	30.613	1:25.778 (2)	83.05	0.463	14:31:57.237

P25 143 C	Robert DAVIE		Suzuki -			
IDEAL LAP TIME : 1:25.799		BEST LAP TIME : 1:25.822		DIFFERENCE : 0.023		
LAP	SECTOR 1	SECTOR 2	LAP TIME	MPH	DIFF	TIME OF DAY
1 -		30.123	1:36.428	73.88	10.606	14:20:27.280
2 -	56.376	30.268	1:26.644	82.22	0.822	14:21:53.924
3 -	56.895	30.218	1:27.113	81.78	1.291	14:23:21.037
4 -	56.540	30.206	1:26.746	82.13	0.924	14:24:47.783
5 -	56.496	30.373	1:26.869	82.01	1.047	14:26:14.652
6 -	56.134	30.049	1:26.183 (3)	82.66	0.361	14:27:40.835
7 -	55.750	30.072	1:25.822 (1)	83.01		14:29:06.657
8 -	56.001	30.232	1:26.233	82.62	0.411	14:30:32.890
9 -	55.879	30.121	1:26.000 (2)	82.84	0.178	14:31:58.890

P26 152 C	Jason ALLEN		Suzuki -			
IDEAL LAP TIME : 1:25.976		BEST LAP TIME : 1:26.032		DIFFERENCE : 0.056		
LAP	SECTOR 1	SECTOR 2	LAP TIME	MPH	DIFF	TIME OF DAY
1 -		30.367	1:35.638	74.49	9.606	14:20:26.490
2 -	55.855	30.177	1:26.032 (1)	82.81		14:21:52.522
3 -	56.007	30.232	1:26.239 (2)	82.61	0.207	14:23:18.761
4 -	56.329	30.825	1:27.154	81.74	1.122	14:24:45.915
5 -	57.367	31.105	1:28.472	80.52	2.440	14:26:14.387
6 -	56.792	30.121	1:26.913 (3)	81.97	0.881	14:27:41.300
7 -	56.398	30.620	1:27.018	81.87	0.986	14:29:08.318
8 -	57.366	30.589	1:27.955	81.00	1.923	14:30:36.273
9 -	56.722	31.083	1:27.805	81.14	1.773	14:32:04.078

Weather / Track : Cloudy / Dry

Donington Park National
Circuit Length = 1.9790 miles
Start: 14:18 Flag 14:31 End: 14:33

BMCRC - MRO Championships 2019 - Rnd 4 @ Donington Park

BMCRC Thunderbike Sport

RACE 15 - GROUP A & C - BEST SECTORS

SECTOR 1			SECTOR 2			IDEAL / BEST COMPARISON						
POS	NO	NAME	TIME	NO	NAME	TIME	POS	NO	NAME	IDEAL	BEST	DIFF
									PERFECT LAP	1:15.019		
1	74	SINGLETON	48.737	74	SINGLETON	26.282	1	74	SINGLETON	1:15.019	1:15.240	0.221
2	191	SEATH	49.951	191	SEATH	26.874	2	191	SEATH	1:16.825	1:17.170	0.345
3	90	WATSON	50.078	73	LEWIN	27.186	3	90	WATSON	1:17.274	1:17.387	0.113
4	54	JAMISON	50.223	90	WATSON	27.196	4	54	JAMISON	1:17.446	1:17.521	0.075
5	84	BRANCO	50.830	54	JAMISON	27.223	5	666	BEASLEY	1:18.161	1:18.500	0.339
6	666	BEASLEY	50.843	666	BEASLEY	27.318	6	84	BRANCO	1:18.328	1:18.450	0.122
7	81	MAY	50.986	48	WALLIS	27.462	7	48	WALLIS	1:18.604	1:18.840	0.236
8	92	GROVE	51.109	84	BRANCO	27.498	8	73	LEWIN	1:18.638	1:18.961	0.323
9	48	WALLIS	51.142	92	GROVE	27.692	9	81	MAY	1:18.747	1:18.807	0.060
10	13	GREEN	51.425	81	MAY	27.761	10	92	GROVE	1:18.801	1:18.838	0.037
11	73	LEWIN	51.452	13	GREEN	27.911	11	13	GREEN	1:19.336	1:19.336	0.000
12	45	STEVENS	52.137	85	KITE	28.039	12	45	STEVENS	1:20.751	1:21.324	0.573
13	171	CLUNE	52.391	51	BEESLEY	28.096	13	51	BEESLEY	1:20.894	1:20.910	0.016
14	0	STANLEY	52.694	117	HARRIS	28.325	14	171	CLUNE	1:21.012	1:21.386	0.374
15	51	BEESLEY	52.798	45	STEVENS	28.614	15	85	KITE	1:21.053	1:21.053	0.000
16	181	FRANKLIN	52.904	181	FRANKLIN	28.614	16	117	HARRIS	1:21.436	1:21.806	0.370
17	85	KITE	53.014	171	CLUNE	28.621	17	181	FRANKLIN	1:21.518	1:21.518	0.000
18	117	HARRIS	53.111	66	SMITH	28.647	18	0	STANLEY	1:21.558	1:21.558	0.000
19	63	SMULOVIC	54.044	37	WOODS	28.654	19	66	SMITH	1:22.763	1:22.825	0.062
20	66	SMITH	54.116	56	SOILLEUX	28.843	20	37	WOODS	1:22.796	1:22.967	0.171
21	56	SOILLEUX	54.127	0	STANLEY	28.864	21	56	SOILLEUX	1:22.970	1:23.149	0.179
22	37	WOODS	54.142	22	MAY	28.970	22	22	MAY	1:23.158	1:23.213	0.055
23	22	MAY	54.188	63	SMULOVIC	29.572	23	63	SMULOVIC	1:23.616	1:23.641	0.025
24	747	CLARK	55.000	747	CLARK	29.825	24	747	CLARK	1:24.825	1:25.315	0.490
25	143	DAVIE	55.750	143	DAVIE	30.049	25	143	DAVIE	1:25.799	1:25.822	0.023
26	152	ALLEN	55.855	152	ALLEN	30.121	26	152	ALLEN	1:25.976	1:26.032	0.056
27												

Weather / Track : Cloudy / Dry

Results can be found at www.tsl-timing.com

Donington Park National
Circuit Length = 1.9790 miles
Start: 14:18 Flag 14:31 End: 14:33

Printed - 10:59 Monday, 20 May 2019

BMCRC-MRO Championships 2019



DFDS YAMAHA PAST MASTERS

Donington Park National

18th/19th May 2019



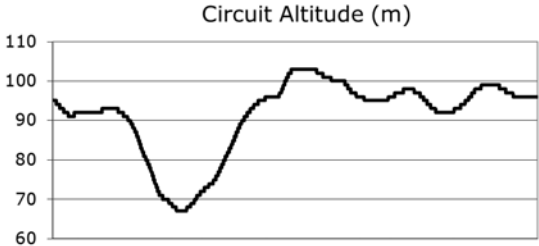
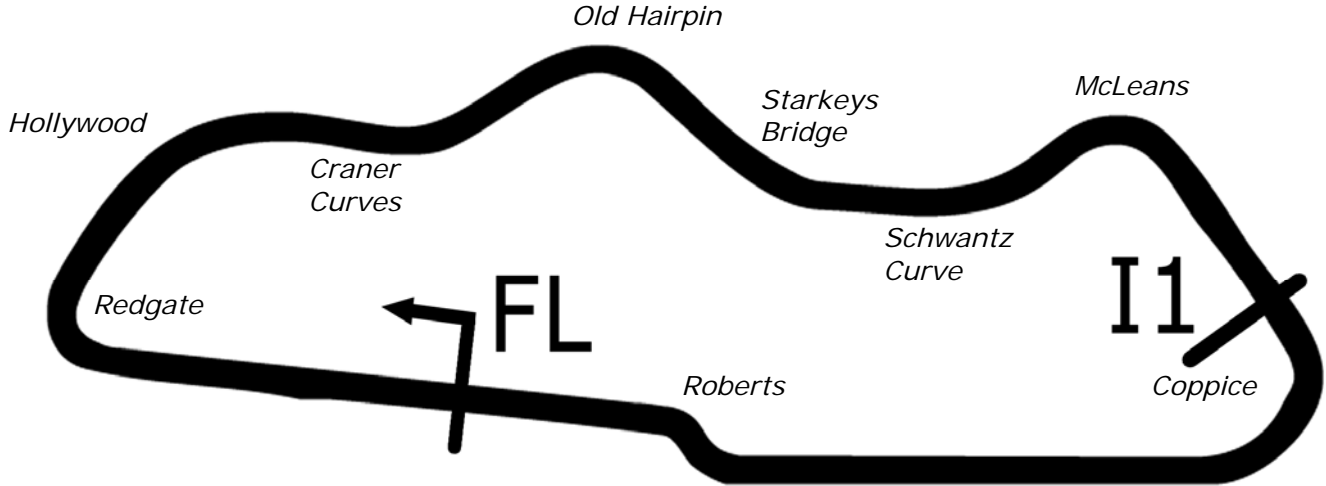
Results Provided by Timing Solutions Ltd
www.tsl-timing.com

Donington Park National



SPORTS TIMING

TIMING SOLUTIONS LTD



Length	1.9790 miles	3185.0 m	
FL		52.82971 N	1.37867 W
I1	2096m	52.82978 N	1.36508 W
Pit Entry	3100m	52.82951 N	1.37832 W
Pit Exit	229m after FL	52.82996 N	1.38205 W
Pit Entry–Pit Exit 287m, 17.2s @60kph, 12.9s @80kph			

All results available at www.tsl-timing.com

BMCRC - MRO Championships 2019 - Rnd 4 @ Donington Park
DFDS Yamaha Past Masters
FREE PRACTICE - CLASSIFICATION

POS	NO	CL	PIC NAME	ENTRY	TIME	ON	LAPS	GAP	DIFF	MPH
1	19		1 Peter BRANTON	Yamaha -	1:28.457	8	10			80.54
2	6		2 Matt BARBER	Yamaha -	1:28.914	8	9	0.457	0.457	80.12
3	3		3 Connor BEHAN	Yamaha - B.P.E-LTD	1:29.228	8	9	0.771	0.314	79.84
4	24		4 Scott CARSON	Yamaha - Brian Grays Powerbiking,J K Flooring Contract	1:29.386	10	10	0.929	0.158	79.70
5	95	C	1 Simon CLARK	Yamaha - Towan Motors	1:30.101	8	9	1.644	0.715	79.07
6	40	C	2 Douglas BEACOCK	Yamaha -	1:30.339	7	9	1.882	0.238	78.86
7	74		5 Paul WHITBY	Yamaha - Greybridge Ltd	1:30.428	7	9	1.971	0.089	78.78
8	125		6 Ben MILES	Yamaha - Allspeed	1:30.673	7	8	2.216	0.245	78.57
9	11		7 Andrew BOWN	Yamaha -	1:31.016	5	6	2.559	0.343	78.27
10	4		8 Denis HALIL	Yamaha - D & A AUTOS	1:31.125	8	9	2.668	0.109	78.18
11	15	C	3 Billy PERKINS	Yamaha - Bexhill gearboxes	1:31.376	9	9	2.919	0.251	77.97
12	27*	R	1 Richard HAYWARD	Yamaha - Gforce Motorcycles	1:32.578	9	9	4.121	1.202	76.95
13	7		9 Peter MOORE	Yamaha - Station Garage , Isle of Man	1:33.031	6	7	4.574	0.453	76.58
14	55		10 Paul TOLAND	Yamaha -	1:33.246	8	9	4.789	0.215	76.40
15	60	C	4 Daniel GOUGH	Yamaha - G Force Motorcycles	1:33.273	9	9	4.816	0.027	76.38
16	101		11 Andrew DAVIES	Yamaha - GIBSON EXHAUSTS	1:34.307	6	7	5.850	1.034	75.54
17	13		12 Doug EDMONDSON	Yamaha - Martin Johnson Exhausts	1:35.930	5	6	7.473	1.623	74.26
18	83	C	5 Paul GODBOLD	Yamaha - Hill farm tree services	1:35.945	6	7	7.488	0.015	74.25
19	100	R	2 Sam DRUCE	Yamaha - www.ypmrc.co.uk	1:36.455	6	7	7.998	0.510	73.86
20	78*		13 Gary BUTTON	Yamaha -	1:37.539	9	9	9.082	1.084	73.04
21	70		14 Andrew BURSCOUGH	Yamaha - Apollo Tuning	1:38.880	3	8	10.423	1.341	72.05
22	57	C	6 Geoff MOOK	Yamaha -	1:39.752	8	8	11.295	0.872	71.42
23	87		15 Denise BUTTON	Yamaha -	1:39.879	7	9	11.422	0.127	71.33
24	72	C	7 Len WHALIN	Yamaha - Prestige shoe & lock, T&B locksmiths. Lashes	1:40.016	7	8	11.559	0.137	71.23
25	46	C	8 Kevin MARSHALL	Yamaha -	1:41.333	7	8	12.876	1.317	70.30
26	5	C	9 Max HOUSE	Yamaha -	1:42.476	3	5	14.019	1.143	69.52
27	80	R	3 David BALL	Yamaha -	1:42.919	7	8	14.462	0.443	69.22
28	69	C	10 Mark ELLERAY	Yamaha - Abbot Solutions Ltd	1:43.165	5	6	14.708	0.246	69.06
29	121		16 Ben HUNTER	Yamaha -	1:45.059	3	4	16.602	1.894	67.81
30	99	C	11 Paul FIRTH	Yamaha -	1:45.134	8	8	16.677	0.075	67.76
31	32*	R	4 Lorraine ANSON	Yamaha - Wallis & Whalin Racing	1:46.584	4	5	18.127	1.450	66.84
32	67	C	12 Mark BAILEY	Yamaha - Gforce motorcycles	1:50.953	8	8	22.496	4.369	64.21
33	33	R	5 Kieran LEWIS	Yamaha - Controls For Doors Ltd/ G Force Motorcycles	1:51.112	6	8	22.655	0.159	64.12
34	22		17 Rik BALLERINI	Yamaha - SCLS Ltd	1:53.385	3	3	24.928	2.273	62.83
35	59	C	13 Neil HESMAN	Yamaha - Farkham Hall	1:55.799	7	8	27.342	2.414	61.52

No. 27, 32 & 70 - Please fit a working transponder

Weather / Track : Cloudy / Damp

These results are provisional until the conclusion of any judicial and technical matters.

Donington Park National
Circuit Length = 1.9790 miles
Start: 09:40 Flag 09:53 End: 09:55

Clerk Of Course :	Timekeeper :
-------------------	--------------

Results can be found at www.tsl-timing.com

Printed - 09:56 Saturday, 18 May 2019



BMCRC - MRO Championships 2019 - Rnd 4 @ Donington Park

DFDS Yamaha Past Masters

FREE PRACTICE - SECTOR ANALYSIS



SECTOR 1 = FL to I1, SECTOR 2 = I1 to FL, DIFF = Difference To Personal Best Lap, P = Crossed Finish Line in Pit Lane, D = Time Disallowed

P1 19		Peter BRANTON		Yamaha -		
IDEAL LAP TIME : 1:28.342		BEST LAP TIME : 1:28.457		DIFFERENCE : 0.115		
LAP	SECTOR 1	SECTOR 2	LAP TIME	MPH	DIFF	TIME OF DAY
1 -						09:40:57.861
2 -	1:08.253	33.823	1:42.076	69.79	13.619	09:42:39.937
3 -	1:01.480	31.990	1:33.470	76.22	5.013	09:44:13.407
4 -	59.792	32.552	1:32.344	77.15	3.887	09:45:45.751
5 -	1:00.379	31.659	1:32.038	77.40	3.581	09:47:17.789
6 -	59.845	32.465	1:32.310	77.18	3.853	09:48:50.099
7 -	57.870	31.130	1:29.000 (2)	80.05	0.543	09:50:19.099
8 -	57.707	30.750	1:28.457 (1)	80.54		09:51:47.556
9 -	58.183	30.926	1:29.109 (3)	79.95	0.652	09:53:16.665
10 -	57.592	44.527	1:42.119	69.76	13.662	09:54:58.784

P2 6		Matt BARBER		Yamaha -		
IDEAL LAP TIME : 1:28.914		BEST LAP TIME : 1:28.914		DIFFERENCE : 0.000		
LAP	SECTOR 1	SECTOR 2	LAP TIME	MPH	DIFF	TIME OF DAY
1 -						09:40:57.152
2 -	1:06.578	33.932	1:40.510	70.88	11.596	09:42:37.662
3 -	1:02.363	32.812	1:35.175	74.85	6.261	09:44:12.837
4 -	1:00.171	32.634	1:32.805	76.77	3.891	09:45:45.642
5 -	59.518	32.410	1:31.928	77.50	3.014	09:47:17.570
6 -	59.149	32.387	1:31.536 (3)	77.83	2.622	09:48:49.106
7 -	58.156	31.294	1:29.450 (2)	79.64	0.536	09:50:18.556
8 -	57.838	31.076	1:28.914 (1)	80.12		09:51:47.470
9 -	1:00.660	32.251	1:32.911	76.68	3.997	09:53:20.381

P3 3		Connor BEHAN		Yamaha - B.P.E-LTD		
IDEAL LAP TIME : 1:29.073		BEST LAP TIME : 1:29.228		DIFFERENCE : 0.155		
LAP	SECTOR 1	SECTOR 2	LAP TIME	MPH	DIFF	TIME OF DAY
1 -						09:41:11.122
2 -	1:11.054	34.905	1:45.959	67.23	16.731	09:42:57.081
3 -	1:03.775	34.575	1:38.350	72.44	9.122	09:44:35.431
4 -	1:01.152	33.171	1:34.323	75.53	5.095	09:46:09.754
5 -	59.409	32.262	1:31.671	77.71	2.443	09:47:41.425
6 -	59.295	32.068	1:31.363	77.98	2.135	09:49:12.788
7 -	57.663	32.648	1:30.311 (2)	78.89	1.083	09:50:43.099
8 -	57.755	31.473	1:29.228 (1)	79.84		09:52:12.327
9 -	59.477	31.410	1:30.887 (3)	78.39	1.659	09:53:43.214

P4 24		Scott CARSON		Yamaha - Brian Grays Powerbiking, J K Flooring Contractors		
IDEAL LAP TIME : 1:28.899		BEST LAP TIME : 1:29.386		DIFFERENCE : 0.487		
LAP	SECTOR 1	SECTOR 2	LAP TIME	MPH	DIFF	TIME OF DAY
1 -						09:40:54.617
2 -	1:05.548	33.412	1:38.960	71.99	9.574	09:42:33.577
3 -	1:01.684	32.232	1:33.916	75.86	4.530	09:44:07.493
4 -	59.957	32.922	1:32.879	76.70	3.493	09:45:40.372
5 -	1:00.395	32.850	1:33.245	76.40	3.859	09:47:13.617
6 -	1:00.846	31.771	1:32.617	76.92	3.231	09:48:46.234
7 -	58.760	31.807	1:30.567	78.66	1.181	09:50:16.801
8 -	58.544	31.358	1:29.902 (2)	79.24	0.516	09:51:46.703
9 -	58.892	31.287	1:30.179 (3)	79.00	0.793	09:53:16.882
10 -	57.612	31.774	1:29.386 (1)	79.70		09:54:46.268

P5 95 C		Simon CLARK		Yamaha - Towan Motors		
IDEAL LAP TIME : 1:30.059		BEST LAP TIME : 1:30.101		DIFFERENCE : 0.042		
LAP	SECTOR 1	SECTOR 2	LAP TIME	MPH	DIFF	TIME OF DAY
1 -						09:40:57.237
2 -	1:09.191	34.575	1:43.766	68.66	13.665	09:42:41.003

Weather / Track : Cloudy / Damp

Donington Park National
Circuit Length = 1.9790 miles
Start: 09:40 Flag 09:53 End: 09:55

BMCRC - MRO Championships 2019 - Rnd 4 @ Donington Park

DFDS Yamaha Past Masters

FREE PRACTICE - SECTOR ANALYSIS



SECTOR 1 = FL to I1, SECTOR 2 = I1 to FL, DIFF = Difference To Personal Best Lap, P = Crossed Finish Line in Pit Lane, D = Time Disallowed

3 -	1:04.591	32.823	1:37.414	73.13	7.313	09:44:18.417
4 -	1:01.366	32.374	1:33.740	76.00	3.639	09:45:52.157
5 -	59.679	32.249	1:31.928	77.50	1.827	09:47:24.085
6 -	59.239	31.935	1:31.174 (3)	78.14	1.073	09:48:55.259
7 -	1:00.014	31.801	1:31.815	77.59	1.714	09:50:27.074
8 -	58.782	31.319	1:30.101 (1)	79.07		09:51:57.175
9 -	58.740	31.744	1:30.484 (2)	78.73	0.383	09:53:27.659

P6 40 C Douglas BEACOCK		Yamaha -				
IDEAL LAP TIME : 1:29.858		BEST LAP TIME : 1:30.339				
		DIFFERENCE : 0.481				
LAP	SECTOR 1	SECTOR 2	LAP TIME	MPH	DIFF	TIME OF DAY

1 -						09:41:07.257
2 -	1:15.202	35.602	1:50.804	64.29	20.465	09:42:58.061
3 -	1:06.576	33.185	1:39.761	71.41	9.422	09:44:37.822
4 -	1:02.305	32.229	1:34.534	75.36	4.195	09:46:12.356
5 -	1:01.174	32.413	1:33.587	76.12	3.248	09:47:45.943
6 -	59.068	33.708	1:32.776	76.79	2.437	09:49:18.719
7 -	58.563	31.776	1:30.339 (1)	78.86		09:50:49.058
8 -	58.905	31.508	1:30.413 (2)	78.80	0.074	09:52:19.471
9 -	58.350	32.182	1:30.532 (3)	78.69	0.193	09:53:50.003

P7 74 Paul WHITBY		Yamaha - Greybridge Ltd				
IDEAL LAP TIME : 1:30.331		BEST LAP TIME : 1:30.428				
		DIFFERENCE : 0.097				
LAP	SECTOR 1	SECTOR 2	LAP TIME	MPH	DIFF	TIME OF DAY

1 -						09:40:56.509
2 -	1:06.771	33.748	1:40.519	70.87	10.091	09:42:37.028
3 -	1:02.074	32.691	1:34.765	75.18	4.337	09:44:11.793
4 -	1:00.403	32.750	1:33.153	76.48	2.725	09:45:44.946
5 -	59.709	32.545	1:32.254	77.22	1.826	09:47:17.200
6 -	1:01.149	32.529	1:33.678	76.05	3.250	09:48:50.878
7 -	58.370	32.058	1:30.428 (1)	78.78		09:50:21.306
8 -	59.577	31.961	1:31.538 (3)	77.83	1.110	09:51:52.844
9 -	58.948	32.356	1:31.304 (2)	78.03	0.876	09:53:24.148

P8 125 Ben MILES		Yamaha - Allspeed				
IDEAL LAP TIME : 1:30.512		BEST LAP TIME : 1:30.673				
		DIFFERENCE : 0.161				
LAP	SECTOR 1	SECTOR 2	LAP TIME	MPH	DIFF	TIME OF DAY

1 -						09:40:57.649
2 -	1:07.977	32.843	1:40.820	70.66	10.147	09:42:38.469
3 -	1:01.500	32.382	1:33.882	75.88	3.209	09:44:12.351
4 -	1:00.372	32.570	1:32.942 (3)	76.65	2.269	09:45:45.293
5 -	1:00.691	33.984	1:34.675	75.25	4.002	09:47:19.968
6 -	1:00.205	31.811	1:32.016 (2)	77.42	1.343	09:48:51.984
7 -	58.701	31.972	1:30.673 (1)	78.57		09:50:22.657
8 -	59.827	IN PIT	1:39.827 P	71.36	9.154	09:52:02.484

P9 11 Andrew BOWN		Yamaha -				
IDEAL LAP TIME : 1:30.330		BEST LAP TIME : 1:31.016				
		DIFFERENCE : 0.686				
LAP	SECTOR 1	SECTOR 2	LAP TIME	MPH	DIFF	TIME OF DAY

1 -						09:40:58.591
2 -	1:08.673	34.470	1:43.143	69.07	12.127	09:42:41.734
3 -	1:04.372	32.538	1:36.910	73.51	5.894	09:44:18.644
4 -	1:00.214	31.781	1:31.995 (2)	77.44	0.979	09:45:50.639
5 -	58.549	32.467	1:31.016 (1)	78.27		09:47:21.655
6 -	59.741	32.561	1:32.302 (3)	77.18	1.286	09:48:53.957

P10 4 Denis HALIL		Yamaha - D & A AUTOS				
IDEAL LAP TIME : 1:31.125		BEST LAP TIME : 1:31.125				
		DIFFERENCE : 0.000				
LAP	SECTOR 1	SECTOR 2	LAP TIME	MPH	DIFF	TIME OF DAY

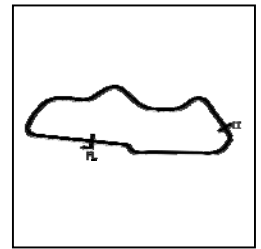
Weather / Track : Cloudy / Damp

Donington Park National
Circuit Length = 1.9790 miles
Start: 09:40 Flag 09:53 End: 09:55

BMCRC - MRO Championships 2019 - Rnd 4 @ Donington Park

DFDS Yamaha Past Masters

FREE PRACTICE - SECTOR ANALYSIS



SECTOR 1 = FL to I1, SECTOR 2 = I1 to FL, DIFF = Difference To Personal Best Lap, P = Crossed Finish Line in Pit Lane, D = Time Disallowed

1 -							09:41:00.105
2 -	1:12.151	34.732	1:46.883	66.65	15.758		09:42:46.988
3 -	1:03.868	33.342	1:37.210	73.29	6.085		09:44:24.198
4 -	1:01.483	32.714	1:34.197 (3)	75.63	3.072		09:45:58.395
5 -	1:02.471	33.125	1:35.596	74.52	4.471		09:47:33.991
6 -	1:02.725	32.976	1:35.701	74.44	4.576		09:49:09.692
7 -	1:01.559	33.418	1:34.977	75.01	3.852		09:50:44.669
8 -	59.567	31.558	1:31.125 (1)	78.18			09:52:15.794
9 -	1:01.549	32.421	1:33.970 (2)	75.81	2.845		09:53:49.764

P11 15 C		Billy PERKINS		Yamaha - Bexhill gearboxes			
IDEAL LAP TIME : 1:29.777		BEST LAP TIME : 1:31.376		DIFFERENCE : 1.599			
LAP	SECTOR 1	SECTOR 2	LAP TIME	MPH	DIFF	TIME OF DAY	
1 -						09:41:05.845	
2 -	1:13.056	35.096	1:48.152	65.87	16.776	09:42:53.997	
3 -	1:05.678	34.505	1:40.183	71.11	8.807	09:44:34.180	
4 -	1:02.672	33.208	1:35.880	74.30	4.504	09:46:10.060	
5 -	1:00.515	31.706	1:32.221	77.25	0.845	09:47:42.281	
6 -	59.990	31.864	1:31.854 (3)	77.56	0.478	09:49:14.135	
7 -	58.552	34.486	1:33.038	76.57	1.662	09:50:47.173	
8 -	1:00.459	31.330	1:31.789 (2)	77.61	0.413	09:52:18.962	
9 -	58.447	32.929	1:31.376 (1)	77.97		09:53:50.338	

P12 27 R		Richard HAYWARD		Yamaha - Gforce Motorcycles			
IDEAL LAP TIME :		BEST LAP TIME : 1:32.578		DIFFERENCE :			
LAP	SECTOR 1	SECTOR 2	LAP TIME	MPH	DIFF	TIME OF DAY	
1 -						09:41:07.315	
2 -			1:50.848	64.27	18.270	09:42:58.163	
3 -			1:43.052	69.13	10.474	09:44:41.215	
4 -			1:39.677	71.47	7.099	09:46:20.892	
5 -			1:39.377	71.69	6.799	09:48:00.269	
6 -			1:40.510	70.88	7.932	09:49:40.779	
7 -			1:36.022 (3)	74.19	3.444	09:51:16.801	
8 -			1:34.046 (2)	75.75	1.468	09:52:50.847	
9 -			1:32.578 (1)	76.95		09:54:23.425	

P13 7		Peter MOORE		Yamaha - Station Garage , Isle of Man			
IDEAL LAP TIME : 1:32.497		BEST LAP TIME : 1:33.031		DIFFERENCE : 0.534			
LAP	SECTOR 1	SECTOR 2	LAP TIME	MPH	DIFF	TIME OF DAY	
1 -						09:41:07.768	
2 -	1:16.005	36.584	1:52.589	63.28	19.558	09:43:00.357	
3 -	1:06.396	33.903	1:40.299	71.03	7.268	09:44:40.656	
4 -	1:02.139	32.704	1:34.843 (3)	75.12	1.812	09:46:15.499	
5 -	1:00.499	33.459	1:33.958 (2)	75.82	0.927	09:47:49.457	
6 -	1:01.033	31.998	1:33.031 (1)	76.58		09:49:22.488	
7 -	1:02.832	IN PIT	1:43.803 P	68.63	10.772	09:51:06.291	

P14 55		Paul TOLAND		Yamaha -			
IDEAL LAP TIME : 1:33.246		BEST LAP TIME : 1:33.246		DIFFERENCE : 0.000			
LAP	SECTOR 1	SECTOR 2	LAP TIME	MPH	DIFF	TIME OF DAY	
1 -						09:40:56.262	
2 -	1:09.718	34.902	1:44.620	68.10	11.374	09:42:40.882	
3 -	1:04.293	33.068	1:37.361	73.17	4.115	09:44:18.243	
4 -	1:02.675	33.510	1:36.185	74.07	2.939	09:45:54.428	
5 -	1:01.837	33.409	1:35.246 (3)	74.80	2.000	09:47:29.674	
6 -	1:02.697	32.769	1:35.466	74.63	2.220	09:49:05.140	
7 -	1:02.603	34.106	1:36.709	73.67	3.463	09:50:41.849	
8 -	1:00.736	32.510	1:33.246 (1)	76.40		09:52:15.095	
9 -	1:02.019	32.564	1:34.583 (2)	75.32	1.337	09:53:49.678	

Weather / Track : Cloudy / Damp

Donington Park National
Circuit Length = 1.9790 miles
Start: 09:40 Flag 09:53 End: 09:55

BMCRC - MRO Championships 2019 - Rnd 4 @ Donington Park

DFDS Yamaha Past Masters

FREE PRACTICE - SECTOR ANALYSIS



SECTOR 1 = FL to I1, SECTOR 2 = I1 to FL, DIFF = Difference To Personal Best Lap, P = Crossed Finish Line in Pit Lane, D = Time Disallowed

P15 60 C		Daniel GOUGH		Yamaha - G Force Motorcycles			
IDEAL LAP TIME : 1:33.273		BEST LAP TIME : 1:33.273		DIFFERENCE : 0.000			
LAP	SECTOR 1	SECTOR 2	LAP TIME	MPH	DIFF	TIME OF DAY	
1 -							09:41:07.660
2 -	1:16.196	37.868	1:54.064	62.46	20.791		09:43:01.724
3 -	1:07.844	35.099	1:42.943	69.20	9.670		09:44:44.667
4 -	1:06.187	34.200	1:40.387	70.97	7.114		09:46:25.054
5 -	1:02.975	33.946	1:36.921	73.50	3.648		09:48:01.975
6 -	1:02.722	35.839	1:38.561	72.28	5.288		09:49:40.536
7 -	1:01.685	34.293	1:35.978 (3)	74.23	2.705		09:51:16.514
8 -	1:01.985	33.361	1:35.346 (2)	74.72	2.073		09:52:51.860
9 -	1:00.672	32.601	1:33.273 (1)	76.38			09:54:25.133

P16 101		Andrew DAVIES		Yamaha - GIBSON EXHAUSTS			
IDEAL LAP TIME : 1:34.307		BEST LAP TIME : 1:34.307		DIFFERENCE : 0.000			
LAP	SECTOR 1	SECTOR 2	LAP TIME	MPH	DIFF	TIME OF DAY	
1 -							09:41:03.005
2 -	1:14.879	37.680	1:52.559	63.29	18.252		09:42:55.564
3 -	1:07.879	34.689	1:42.568	69.46	8.261		09:44:38.132
4 -	1:03.329	33.616	1:36.945 (3)	73.49	2.638		09:46:15.077
5 -	1:02.159	33.066	1:35.225 (2)	74.81	0.918		09:47:50.302
6 -	1:01.739	32.568	1:34.307 (1)	75.54			09:49:24.609
7 -	1:01.904	IN PIT	1:43.684 P	68.71	9.377		09:51:08.293

P17 13		Doug EDMONDSON		Yamaha - Martin Johnson Exhausts			
IDEAL LAP TIME : 1:34.382		BEST LAP TIME : 1:35.930		DIFFERENCE : 1.548			
LAP	SECTOR 1	SECTOR 2	LAP TIME	MPH	DIFF	TIME OF DAY	
1 -							09:41:01.430
2 -	1:13.315	36.244	1:49.559	65.03	13.629		09:42:50.989
3 -	1:07.961	36.388	1:44.349 (3)	68.27	8.419		09:44:35.338
4 -	1:03.837	33.721	1:37.558 (2)	73.02	1.628		09:46:12.896
5 -	1:02.693	33.237	1:35.930 (1)	74.26			09:47:48.826
6 -	1:01.145	IN PIT	1:39.176 P	71.83	3.246		09:49:28.002

P18 83 C		Paul GODBOLD		Yamaha - Hill farm tree services			
IDEAL LAP TIME : 1:35.945		BEST LAP TIME : 1:35.945		DIFFERENCE : 0.000			
LAP	SECTOR 1	SECTOR 2	LAP TIME	MPH	DIFF	TIME OF DAY	
1 -							09:41:00.050
2 -	1:13.471	35.081	1:48.552	65.63	12.607		09:42:48.602
3 -	1:05.361	35.253	1:40.614 (3)	70.81	4.669		09:44:29.216
4 -	1:07.893	34.196	1:42.089	69.78	6.144		09:46:11.305
5 -	1:03.981	34.453	1:38.434 (2)	72.37	2.489		09:47:49.739
6 -	1:02.588	33.357	1:35.945 (1)	74.25			09:49:25.684
7 -	1:03.732	IN PIT	1:43.560 P	68.79	7.615		09:51:09.244

P19 100 R		Sam DRUCE		Yamaha - www.ypmrc.co.uk			
IDEAL LAP TIME : 1:36.091		BEST LAP TIME : 1:36.455		DIFFERENCE : 0.364			
LAP	SECTOR 1	SECTOR 2	LAP TIME	MPH	DIFF	TIME OF DAY	
1 -							09:41:03.484
2 -	1:11.980	36.745	1:48.725	65.52	12.270		09:42:52.209
3 -	1:07.252	36.731	1:43.983	68.51	7.528		09:44:36.192
4 -	1:04.445	34.346	1:38.791 (3)	72.11	2.336		09:46:14.983
5 -	1:02.432	34.393	1:36.825 (2)	73.58	0.370		09:47:51.808
6 -	1:02.796	33.659	1:36.455 (1)	73.86			09:49:28.263
7 -	1:02.819	IN PIT	1:41.908 P	69.91	5.453		09:51:10.171

Weather / Track : Cloudy / Damp

Donington Park National
Circuit Length = 1.9790 miles
Start: 09:40 Flag 09:53 End: 09:55

BMCRC - MRO Championships 2019 - Rnd 4 @ Donington Park

DFDS Yamaha Past Masters

FREE PRACTICE - SECTOR ANALYSIS



SECTOR 1 = FL to I1, SECTOR 2 = I1 to FL, DIFF = Difference To Personal Best Lap, P = Crossed Finish Line in Pit Lane, D = Time Disallowed

P20 78		Gary BUTTON		Yamaha -			
IDEAL LAP TIME : 1:37.219		BEST LAP TIME : 1:37.539		DIFFERENCE : 0.320			
LAP	SECTOR 1	SECTOR 2	LAP TIME	MPH	DIFF	TIME OF DAY	
1 -						09:41:04.620	
2 -	1:14.563	37.644	1:52.207	63.49	14.668	09:42:56.827	
3 -	1:12.403	34.997	1:47.400	66.33	9.861	09:44:44.227	
4 -	1:07.522	37.624	1:45.146	67.75	7.607	09:46:29.373	
5 -	1:05.299	34.997	1:40.296	71.03	2.757	09:48:09.669	
6 -	1:06.852	35.580	1:42.432	69.55	4.893	09:49:52.101	
7 -	1:05.220	33.673	1:38.893 (3)	72.04	1.354	09:51:30.994	
8 -	1:03.825	33.995	1:37.820 (2)	72.83	0.281	09:53:08.814	
9 -	1:04.145	33.394	1:37.539 (1)	73.04		09:54:46.353	

P21 70		Andrew BURSCOUGH		Yamaha - Apollo Tuning			
IDEAL LAP TIME :		BEST LAP TIME : 1:38.880		DIFFERENCE :			
LAP	SECTOR 1	SECTOR 2	LAP TIME	MPH	DIFF	TIME OF DAY	
1 -						09:41:08.022	
2 -			3:31.806	33.63	1:52.926	09:44:39.828	
3 -			1:38.880 (1)	72.05		09:46:18.708	
4 -			1:38.928 (2)	72.01	0.048	09:47:57.636	
5 -			1:42.770	69.32	3.890	09:49:40.406	
6 -			1:40.053 (3)	71.20	1.173	09:51:20.459	
7 -			1:43.551	68.80	4.671	09:53:04.010	
8 -			1:41.877	69.93	2.997	09:54:45.887	

P22 57 C		Geoff MOOK		Yamaha -			
IDEAL LAP TIME : 1:39.752		BEST LAP TIME : 1:39.752		DIFFERENCE : 0.000			
LAP	SECTOR 1	SECTOR 2	LAP TIME	MPH	DIFF	TIME OF DAY	
1 -						09:41:12.329	
2 -	1:16.136	36.862	1:52.998	63.05	13.246	09:43:05.327	
3 -	1:09.243	36.414	1:45.657	67.43	5.905	09:44:50.984	
4 -	1:07.236	35.919	1:43.155 (3)	69.06	3.403	09:46:34.139	
5 -	1:08.414	37.790	1:46.204	67.08	6.452	09:48:20.343	
6 -	1:07.616	35.548	1:43.164	69.06	3.412	09:50:03.507	
7 -	1:06.896	34.994	1:41.890 (2)	69.92	2.138	09:51:45.397	
8 -	1:04.865	34.887	1:39.752 (1)	71.42		09:53:25.149	

P23 87		Denise BUTTON		Yamaha -			
IDEAL LAP TIME : 1:39.168		BEST LAP TIME : 1:39.879		DIFFERENCE : 0.711			
LAP	SECTOR 1	SECTOR 2	LAP TIME	MPH	DIFF	TIME OF DAY	
1 -						09:41:04.799	
2 -	1:15.229	37.251	1:52.480	63.34	12.601	09:42:57.279	
3 -	1:10.039	35.744	1:45.783	67.35	5.904	09:44:43.062	
4 -	1:08.352	36.463	1:44.815	67.97	4.936	09:46:27.877	
5 -	1:06.399	35.874	1:42.273	69.66	2.394	09:48:10.150	
6 -	1:06.946	34.734	1:41.680	70.06	1.801	09:49:51.830	
7 -	1:04.789	35.090	1:39.879 (1)	71.33		09:51:31.709	
8 -	1:04.434	36.686	1:41.120 (3)	70.45	1.241	09:53:12.829	
9 -	1:05.245	34.823	1:40.068 (2)	71.19	0.189	09:54:52.897	

P24 72 C		Len WHALIN		Yamaha - Prestige shoe & lock, T&B locksmiths. Lashes by Chl			
IDEAL LAP TIME : 1:39.166		BEST LAP TIME : 1:40.016		DIFFERENCE : 0.850			
LAP	SECTOR 1	SECTOR 2	LAP TIME	MPH	DIFF	TIME OF DAY	
1 -						09:41:12.673	
2 -	1:18.056	37.852	1:55.908	61.46	15.892	09:43:08.581	
3 -	1:10.635	35.691	1:46.326	67.00	6.310	09:44:54.907	
4 -	1:07.280	37.309	1:44.589	68.12	4.573	09:46:39.496	
5 -	1:07.031	35.591	1:42.622	69.42	2.606	09:48:22.118	
6 -	1:06.074	36.083	1:42.157 (3)	69.74	2.141	09:50:04.275	

Weather / Track : Cloudy / Damp

Donington Park National
Circuit Length = 1.9790 miles
Start: 09:40 Flag 09:53 End: 09:55

BMCRC - MRO Championships 2019 - Rnd 4 @ Donington Park

DFDS Yamaha Past Masters

FREE PRACTICE - SECTOR ANALYSIS



SECTOR 1 = FL to I1, SECTOR 2 = I1 to FL, DIFF = Difference To Personal Best Lap, P = Crossed Finish Line in Pit Lane, D = Time Disallowed

7 -	1:05.893	34.123	1:40.016 (1)	71.23		09:51:44.291
8 -	1:05.043	35.218	1:40.261 (2)	71.06	0.245	09:53:24.552

P25 46 C		Kevin MARSHALL		Yamaha -		
IDEAL LAP TIME : 1:41.001		BEST LAP TIME : 1:41.333		DIFFERENCE : 0.332		
LAP	SECTOR 1	SECTOR 2	LAP TIME	MPH	DIFF	TIME OF DAY
1 -						09:40:59.438
2 -	1:17.942	38.023	1:55.965	61.43	14.632	09:42:55.403
3 -	1:09.689	37.525	1:47.214	66.45	5.881	09:44:42.617
4 -	1:08.433	36.438	1:44.871	67.93	3.538	09:46:27.488
5 -	1:06.415	36.957	1:43.372 (3)	68.92	2.039	09:48:10.860
6 -	1:07.259	35.135	1:42.394 (2)	69.58	1.061	09:49:53.254
7 -	1:05.866	35.467	1:41.333 (1)	70.30		09:51:34.587
8 -	1:10.503	IN PIT	1:58.903 P	59.91	17.570	09:53:33.490

P26 5 C		Max HOUSE		Yamaha -		
IDEAL LAP TIME : 1:42.078		BEST LAP TIME : 1:42.476		DIFFERENCE : 0.398		
LAP	SECTOR 1	SECTOR 2	LAP TIME	MPH	DIFF	TIME OF DAY
1 -						09:41:13.052
2 -	1:16.240	36.912	1:53.152 (3)	62.96	10.676	09:43:06.204
3 -	1:07.309	35.167	1:42.476 (1)	69.52		09:44:48.680
4 -	1:06.911	37.590	1:44.501 (2)	68.17	2.025	09:46:33.181
5 -	1:08.968	IN PIT	1:50.139 P	64.68	7.663	09:48:23.320

P27 80 R		David BALL		Yamaha -		
IDEAL LAP TIME : 1:42.299		BEST LAP TIME : 1:42.919		DIFFERENCE : 0.620		
LAP	SECTOR 1	SECTOR 2	LAP TIME	MPH	DIFF	TIME OF DAY
1 -						09:41:21.720
2 -	1:16.110	37.680	1:53.790	62.61	10.871	09:43:15.510
3 -	1:10.909	38.409	1:49.318	65.17	6.399	09:45:04.828
4 -	1:11.449	37.074	1:48.523	65.65	5.604	09:46:53.351
5 -	1:07.524	36.101	1:43.625 (2)	68.75	0.706	09:48:36.976
6 -	1:08.691	35.695	1:44.386 (3)	68.25	1.467	09:50:21.362
7 -	1:06.604	36.315	1:42.919 (1)	69.22		09:52:04.281
8 -	1:08.970	IN PIT	1:52.693 P	63.22	9.774	09:53:56.974

P28 69 C		Mark ELLERAY		Yamaha - Abbot Solutions Ltd		
IDEAL LAP TIME : 1:43.165		BEST LAP TIME : 1:43.165		DIFFERENCE : 0.000		
LAP	SECTOR 1	SECTOR 2	LAP TIME	MPH	DIFF	TIME OF DAY
1 -						09:41:10.604
2 -	1:17.419	39.465	1:56.884	60.95	13.719	09:43:07.488
3 -	1:10.868	38.296	1:49.164 (3)	65.26	5.999	09:44:56.652
4 -	1:07.104	36.813	1:43.917 (2)	68.56	0.752	09:46:40.569
5 -	1:06.861	36.304	1:43.165 (1)	69.06		09:48:23.734
6 -	1:07.509	IN PIT	1:51.104 P	64.12	7.939	09:50:14.838

P29 121		Ben HUNTER		Yamaha -		
IDEAL LAP TIME : 1:44.618		BEST LAP TIME : 1:45.059		DIFFERENCE : 0.441		
LAP	SECTOR 1	SECTOR 2	LAP TIME	MPH	DIFF	TIME OF DAY
1 -						09:41:05.348
2 -	1:12.320	36.390	1:48.710 (2)	65.53	3.651	09:42:54.058
3 -	1:08.833	36.226	1:45.059 (1)	67.81		09:44:39.117
4 -	1:08.392	IN PIT	1:50.690 P	64.36	5.631	09:46:29.807

P30 99 C		Paul FIRTH		Yamaha -		
IDEAL LAP TIME : 1:45.134		BEST LAP TIME : 1:45.134		DIFFERENCE : 0.000		
LAP	SECTOR 1	SECTOR 2	LAP TIME	MPH	DIFF	TIME OF DAY
1 -						09:41:21.623

Weather / Track : Cloudy / Damp

Donington Park National
Circuit Length = 1.9790 miles
Start: 09:40 Flag 09:53 End: 09:55

BMCRC - MRO Championships 2019 - Rnd 4 @ Donington Park

DFDS Yamaha Past Masters

FREE PRACTICE - SECTOR ANALYSIS



SECTOR 1 = FL to I1, SECTOR 2 = I1 to FL, DIFF = Difference To Personal Best Lap, P = Crossed Finish Line in Pit Lane, D = Time Disallowed

2 -	1:23.028	40.577	2:03.605	57.64	18.471	09:43:25.228
3 -	1:15.960	39.038	1:54.998	61.95	9.864	09:45:20.226
4 -	1:13.054	38.566	1:51.620	63.82	6.486	09:47:11.846
5 -	1:10.315	36.630	1:46.945 (3)	66.61	1.811	09:48:58.791
6 -	1:10.685	37.978	1:48.663	65.56	3.529	09:50:47.454
7 -	1:09.914	36.582	1:46.496 (2)	66.90	1.362	09:52:33.950
8 -	1:09.724	35.410	1:45.134 (1)	67.76		09:54:19.084

LAP	SECTOR 1	SECTOR 2	LAP TIME	MPH	DIFF	TIME OF DAY
-----	----------	----------	----------	-----	------	-------------

P31 32 R Lorraine ANSON Yamaha - Wallis & Whalin Racing

IDEAL LAP TIME : BEST LAP TIME : 1:46.584 DIFFERENCE :

1 -						09:41:13.157
2 -			2:00.532	59.10	13.948	09:43:13.689
3 -			1:50.412 (3)	64.52	3.828	09:45:04.101
4 -			1:46.584 (1)	66.84		09:46:50.685
5 -			1:47.301 (2)	66.39	0.717	09:48:37.986

LAP	SECTOR 1	SECTOR 2	LAP TIME	MPH	DIFF	TIME OF DAY
-----	----------	----------	----------	-----	------	-------------

P32 67 C Mark BAILEY Yamaha - Gforce motorcycles

IDEAL LAP TIME : 1:50.811 BEST LAP TIME : 1:50.953 DIFFERENCE : 0.142

1 -						09:41:11.594
2 -	1:21.961	40.037	2:01.998	58.39	11.045	09:43:13.592
3 -	1:12.769	40.850	1:53.619	62.70	2.666	09:45:07.211
4 -	1:12.731	39.342	1:52.073 (3)	63.57	1.120	09:46:59.284
5 -	1:12.694	39.817	1:52.511	63.32	1.558	09:48:51.795
6 -	1:12.846	39.386	1:52.232	63.48	1.279	09:50:44.027
7 -	1:12.756	39.257	1:52.013 (2)	63.60	1.060	09:52:36.040
8 -	1:12.836	38.117	1:50.953 (1)	64.21		09:54:26.993

LAP	SECTOR 1	SECTOR 2	LAP TIME	MPH	DIFF	TIME OF DAY
-----	----------	----------	----------	-----	------	-------------

P33 33 R Kieran LEWIS Yamaha - Controls For Doors Ltd/ G Force Motorcycles

IDEAL LAP TIME : 1:50.957 BEST LAP TIME : 1:51.112 DIFFERENCE : 0.155

1 -						09:41:10.797
2 -	1:19.028	39.436	1:58.464	60.14	7.352	09:43:09.261
3 -	1:14.527	40.257	1:54.784	62.06	3.672	09:45:04.045
4 -	1:15.195	39.462	1:54.657	62.13	3.545	09:46:58.702
5 -	1:16.612	39.008	1:55.620	61.62	4.508	09:48:54.322
6 -	1:12.959	38.153	1:51.112 (1)	64.12		09:50:45.434
7 -	1:12.804	38.513	1:51.317 (2)	64.00	0.205	09:52:36.751
8 -	1:13.246	38.512	1:51.758 (3)	63.75	0.646	09:54:28.509

LAP	SECTOR 1	SECTOR 2	LAP TIME	MPH	DIFF	TIME OF DAY
-----	----------	----------	----------	-----	------	-------------

P34 22 Rik BALLERINI Yamaha - SCLS Ltd

IDEAL LAP TIME : 1:53.385 BEST LAP TIME : 1:53.385 DIFFERENCE : 0.000

1 -		IN PIT				09:49:47.547
2 -		39.536	2:20.497 (2)	50.71	27.112	09:52:08.044
3 -	1:14.396	38.989	1:53.385 (1)	62.83		09:54:01.429

LAP	SECTOR 1	SECTOR 2	LAP TIME	MPH	DIFF	TIME OF DAY
-----	----------	----------	----------	-----	------	-------------

P35 59 C Neil HESMAN Yamaha - Farkham Hall

IDEAL LAP TIME : 1:55.641 BEST LAP TIME : 1:55.799 DIFFERENCE : 0.158

1 -						09:41:19.538
2 -	1:22.257	40.859	2:03.116	57.86	7.317	09:43:22.654
3 -	1:17.163	42.040	1:59.203	59.76	3.404	09:45:21.857
4 -	1:17.757	41.391	1:59.148	59.79	3.349	09:47:21.005
5 -	1:18.026	40.631	1:58.657	60.04	2.858	09:49:19.662
6 -	1:17.283	40.508	1:57.791 (3)	60.48	1.992	09:51:17.453
7 -	1:15.947	39.852	1:55.799 (1)	61.52		09:53:13.252
8 -	1:15.789	40.231	1:56.020 (2)	61.40	0.221	09:55:09.272

Weather / Track : Cloudy / Damp

Donington Park National
Circuit Length = 1.9790 miles
Start: 09:40 Flag 09:53 End: 09:55

BMCRC - MRO Championships 2019 - Rnd 4 @ Donington Park

DFDS Yamaha Past Masters

FREE PRACTICE - BEST SECTORS

SECTOR 1				SECTOR 2				IDEAL / BEST COMPARISON				
POS	NO	NAME	TIME	NO	NAME	TIME	POS	NO	NAME	IDEAL	BEST	DIFF
									PERFECT LAP	1:28.342		
1	19	BRANTON	57.592	19	BRANTON	30.750	1	19	BRANTON	1:28.342	1:28.457	0.115
2	24	CARSON	57.612	6	BARBER	31.076	2	24	CARSON	1:28.899	1:29.386	0.487
3	3	BEHAN	57.663	24	CARSON	31.287	3	6	BARBER	1:28.914	1:28.914	0.000
4	6	BARBER	57.838	95	CLARK	31.319	4	3	BEHAN	1:29.073	1:29.228	0.155
5	40	BEACOCK	58.350	15	PERKINS	31.330	5	15	PERKINS	1:29.777	1:31.376	1.599
6	74	WHITBY	58.370	3	BEHAN	31.410	6	40	BEACOCK	1:29.858	1:30.339	0.481
7	15	PERKINS	58.447	40	BEACOCK	31.508	7	95	CLARK	1:30.059	1:30.101	0.042
8	11	BOWN	58.549	4	HALIL	31.558	8	11	BOWN	1:30.330	1:31.016	0.686
9	125	MILES	58.701	11	BOWN	31.781	9	74	WHITBY	1:30.331	1:30.428	0.097
10	95	CLARK	58.740	125	MILES	31.811	10	125	MILES	1:30.512	1:30.673	0.161
11	4	HALIL	59.567	74	WHITBY	31.961	11	4	HALIL	1:31.125	1:31.125	0.000
12	7	MOORE	1:00.499	7	MOORE	31.998	12	7	MOORE	1:32.497	1:33.031	0.534
13	60	GOUGH	1:00.672	55	TOLAND	32.510	13	55	TOLAND	1:33.246	1:33.246	0.000
14	55	TOLAND	1:00.736	101	DAVIES	32.568	14	60	GOUGH	1:33.273	1:33.273	0.000
15	13	EDMONDSON	1:01.145	60	GOUGH	32.601	15	101	DAVIES	1:34.307	1:34.307	0.000
16	101	DAVIES	1:01.739	13	EDMONDSON	33.237	16	13	EDMONDSON	1:34.382	1:35.930	1.548
17	100	DRUCE	1:02.432	83	GODBOLD	33.357	17	83	GODBOLD	1:35.945	1:35.945	0.000
18	83	GODBOLD	1:02.588	78	BUTTON	33.394	18	100	DRUCE	1:36.091	1:36.455	0.364
19	78	BUTTON	1:03.825	100	DRUCE	33.659	19	78	BUTTON	1:37.219	1:37.539	0.320
20	87	BUTTON	1:04.434	72	WHALIN	34.123	20	72	WHALIN	1:39.166	1:40.016	0.850
21	57	MOOK	1:04.865	87	BUTTON	34.734	21	87	BUTTON	1:39.168	1:39.879	0.711
22	72	WHALIN	1:05.043	57	MOOK	34.887	22	57	MOOK	1:39.752	1:39.752	0.000
23	46	MARSHALL	1:05.866	46	MARSHALL	35.135	23	46	MARSHALL	1:41.001	1:41.333	0.332
24	80	BALL	1:06.604	5	HOUSE	35.167	24	5	HOUSE	1:42.078	1:42.476	0.398
25	69	ELLERAY	1:06.861	99	FIRTH	35.410	25	80	BALL	1:42.299	1:42.919	0.620
26	5	HOUSE	1:06.911	80	BALL	35.695	26	69	ELLERAY	1:43.165	1:43.165	0.000
27	121	HUNTER	1:08.392	121	HUNTER	36.226	27	121	HUNTER	1:44.618	1:45.059	0.441
28	99	FIRTH	1:09.724	69	ELLERAY	36.304	28	99	FIRTH	1:45.134	1:45.134	0.000
29	67	BAILEY	1:12.694	67	BAILEY	38.117	29	67	BAILEY	1:50.811	1:50.953	0.142
30	33	LEWIS	1:12.804	33	LEWIS	38.153	30	33	LEWIS	1:50.957	1:51.112	0.155
31	22	BALLERINI	1:14.396	22	BALLERINI	38.989	31	22	BALLERINI	1:53.385	1:53.385	0.000
32	59	HESMAN	1:15.789	59	HESMAN	39.852	32	59	HESMAN	1:55.641	1:55.799	0.158
33							33	27	HAYWARD		1:32.578	
34							34	32	ANSON		1:46.584	
35							35	70	BURSCOUGH		1:38.880	

Weather / Track : Cloudy / Damp

Results can be found at www.tsl-timing.com

Donington Park National
 Circuit Length = 1.9790 miles
 Start: 09:40 Flag 09:53 End: 09:55

Printed - 09:57 Saturday, 18 May 2019

BMCRC - MRO Championships 2019 - Rnd 4 @ Donington Park

DFDS Yamaha Past Masters

QUALIFYING - CLASSIFICATION

POS	NO	CL	PIC NAME	ENTRY	TIME	ON	LAPS	GAP	DIFF	MPH
1	13		1 Doug EDMONDSON	Yamaha - Martin Johnson Exhausts	1:20.828	4	10			88.14
2	6		2 Matt BARBER	Yamaha -	1:20.882	10	10	0.054	0.054	88.08
3	3		3 Connor BEHAN	Yamaha - B.P.E-LTD	1:20.983	6	8	0.155	0.101	87.97
4	125		4 Ben MILES	Yamaha - Allspeed	1:20.986	6	10	0.158	0.003	87.97
5	24		5 Scott CARSON	Yamaha - Brian Grays Powerbiking,J K Flooring Contract	1:21.052	10	10	0.224	0.066	87.90
6	101		6 Andrew DAVIES	Yamaha - GIBSON EXHAUSTS	1:21.911	6	10	1.083	0.859	86.98
7	40	C	1 Douglas BEACOCK	Yamaha -	1:22.355	9	10	1.527	0.444	86.51
8	7		7 Peter MOORE	Yamaha - Station Garage , Isle of Man	1:22.469	8	10	1.641	0.114	86.39
9	95	C	2 Simon CLARK	Yamaha - Towan Motors	1:22.586	5	10	1.758	0.117	86.26
10	15	C	3 Billy PERKINS	Yamaha - Bexhill gearboxes	1:22.781	10	10	1.953	0.195	86.06
11	19		8 Peter BRANTON	Yamaha -	1:22.865	4	10	2.037	0.084	85.97
12	11		9 Andrew BOWN	Yamaha -	1:22.878	10	10	2.050	0.013	85.96
13	70		10 Andrew BURSCOUGH	Yamaha - Apollo Tuning	1:23.131	10	10	2.303	0.253	85.70
14	74		11 Paul WHITBY	Yamaha - Greybridge Ltd	1:23.452	9	10	2.624	0.321	85.37
15	55		12 Paul TOLAND	Yamaha -	1:24.856	6	10	4.028	1.404	83.96
16	4		13 Denis HALIL	Yamaha - D & A AUTOS	1:25.136	3	4	4.308	0.280	83.68
17	57	C	4 Geoff MOOK	Yamaha -	1:25.632	5	9	4.804	0.496	83.20
18	27	R	1 Richard HAYWARD	Yamaha - Gforce Motorcycles	1:26.025	3	9	5.197	0.393	82.82
19	83	C	5 Paul GODBOLD	Yamaha - Hill farm tree services	1:26.266	3	9	5.438	0.241	82.58
20	22		14 Rik BALLERINI	Yamaha - SCLS Ltd	1:26.574	3	3	5.746	0.308	82.29
21	121		15 Ben HUNTER	Yamaha -	1:27.521	3	8	6.693	0.947	81.40
22	5	C	6 Max HOUSE	Yamaha -	1:27.711	9	9	6.883	0.190	81.22
23	60	C	7 Daniel GOUGH	Yamaha - G Force Motorcycles	1:29.006	7	9	8.178	1.295	80.04
24	72	C	8 Len WHALIN	Yamaha - Prestige shoe & lock, T&B locksmiths. Lashes	1:29.839	9	9	9.011	0.833	79.30
25	99	C	9 Paul FIRTH	Yamaha -	1:30.939	9	9	10.111	1.100	78.34
26	46	C	10 Kevin MARSHALL	Yamaha -	1:31.667	9	9	10.839	0.728	77.72
27	80	R	2 David BALL	Yamaha -	1:31.807	8	9	10.979	0.140	77.60
28	66	C	11 Neil ZWARTOUW	Yamaha - Please sponsor me!?	1:31.877	8	9	11.049	0.070	77.54
29	78		16 Gary BUTTON	Yamaha -	1:31.953	9	9	11.125	0.076	77.48
30	69	C	12 Mark ELLERAY	Yamaha - Abbot Solutions Ltd	1:32.073	4	9	11.245	0.120	77.38
31	100	R	3 Sam DRUCE	Yamaha - www.ypmrc.co.uk	1:32.582	8	9	11.754	0.509	76.95
32	87		17 Denise BUTTON	Yamaha -	1:34.403	8	9	13.575	1.821	75.47
33	59	C	13 Neil HESMAN	Yamaha - Farkham Hall	1:36.168	9	9	15.340	1.765	74.08
34	32	R	4 Lorraine ANSON	Yamaha - Wallis & Whalin Racing	1:36.876	3	8	16.048	0.708	73.54
35	67	C	14 Mark BAILEY	Yamaha - Gforce motorcycles	1:37.778	4	8	16.950	0.902	72.86
36	33	R	5 Kieran LEWIS	Yamaha - Controls For Doors Ltd/ G Force Motorcycles	1:40.653	6	8	19.825	2.875	70.78

Weather / Track : Bright / Dry

These results are provisional until the conclusion of any judicial and technical matters.

Donington Park National
Circuit Length = 1.9790 miles
Start: 12:08 Flag 12:20 End: 12:22

Clerk Of Course :	Timekeeper :
-------------------	--------------

Results can be found at www.tsl-timing.com

Printed - 12:25 Saturday, 18 May 2019



BMCRC - MRO Championships 2019 - Rnd 4 @ Donington Park

DFDS Yamaha Past Masters

QUALIFYING - SECTOR ANALYSIS



SECTOR 1 = FL to I1, SECTOR 2 = I1 to FL, DIFF = Difference To Personal Best Lap, P = Crossed Finish Line in Pit Lane, D = Time Disallowed

P1 13		Doug EDMONDSON		Yamaha - Martin Johnson Exhausts			
IDEAL LAP TIME : 1:20.710		BEST LAP TIME : 1:20.828		DIFFERENCE : 0.118			
LAP	SECTOR 1	SECTOR 2	LAP TIME	MPH	DIFF	TIME OF DAY	
1 -						12:08:35.804	
2 -	57.510	28.983	1:26.493	82.37	5.665	12:10:02.297	
3 -	52.860	28.834	1:21.694	87.21	0.866	12:11:23.991	
4 -	52.181	28.647	1:20.828 (1)	88.14		12:12:44.819	
5 -	52.729	42.508	1:35.237	74.80	14.409	12:14:20.056	
6 -	52.993	28.529	1:21.522 (3)	87.39	0.694	12:15:41.578	
7 -	55.960	29.309	1:25.269	83.55	4.441	12:17:06.847	
8 -	54.891	28.574	1:23.465	85.36	2.637	12:18:30.312	
9 -	52.416	28.592	1:21.008 (2)	87.94	0.180	12:19:51.320	
10 -	52.952	28.589	1:21.541	87.37	0.713	12:21:12.861	

P2 6		Matt BARBER		Yamaha -			
IDEAL LAP TIME : 1:20.751		BEST LAP TIME : 1:20.882		DIFFERENCE : 0.131			
LAP	SECTOR 1	SECTOR 2	LAP TIME	MPH	DIFF	TIME OF DAY	
1 -						12:08:33.338	
2 -	56.553	29.347	1:25.900	82.94	5.018	12:09:59.238	
3 -	53.427	29.265	1:22.692	86.15	1.810	12:11:21.930	
4 -	53.983	28.935	1:22.918	85.92	2.036	12:12:44.848	
5 -	52.532	28.916	1:21.448 (3)	87.47	0.566	12:14:06.296	
6 -	53.146	28.622	1:21.768	87.13	0.886	12:15:28.064	
7 -	52.662	28.308	1:20.970 (2)	87.99	0.088	12:16:49.034	
8 -	52.472	29.362	1:21.834	87.06	0.952	12:18:10.868	
9 -	52.974	29.171	1:22.145	86.73	1.263	12:19:33.013	
10 -	52.603	28.279	1:20.882 (1)	88.08		12:20:53.895	

P3 3		Connor BEHAN		Yamaha - B.P.E-LTD			
IDEAL LAP TIME : 1:20.983		BEST LAP TIME : 1:20.983		DIFFERENCE : 0.000			
LAP	SECTOR 1	SECTOR 2	LAP TIME	MPH	DIFF	TIME OF DAY	
1 -						12:08:40.080	
2 -	1:00.646	30.829	1:31.475	77.88	10.492	12:10:11.555	
3 -	54.277	29.177	1:23.454	85.37	2.471	12:11:35.009	
4 -	54.047	29.122	1:23.169 (3)	85.66	2.186	12:12:58.178	
5 -	53.156	28.796	1:21.952 (2)	86.93	0.969	12:14:20.130	
6 -	52.435	28.548	1:20.983 (1)	87.97		12:15:41.113	
7 -	56.094	IN PIT	1:34.595 P	75.31	13.612	12:17:15.708	
8 -	OUTLAP	28.662	2:32.210	46.80	1:11.227	12:19:47.918	

P4 125		Ben MILES		Yamaha - Allspeed			
IDEAL LAP TIME : 1:20.860		BEST LAP TIME : 1:20.986		DIFFERENCE : 0.126			
LAP	SECTOR 1	SECTOR 2	LAP TIME	MPH	DIFF	TIME OF DAY	
1 -						12:08:33.215	
2 -	55.947	29.490	1:25.437	83.39	4.451	12:09:58.652	
3 -	53.831	29.507	1:23.338	85.49	2.352	12:11:21.990	
4 -	53.368	28.751	1:22.119 (3)	86.75	1.133	12:12:44.109	
5 -	52.435	28.590	1:21.025 (2)	87.93	0.039	12:14:05.134	
6 -	52.270	28.716	1:20.986 (1)	87.97		12:15:26.120	
7 -	52.879	29.452	1:22.331	86.53	1.345	12:16:48.451	
8 -	52.909	29.256	1:22.165	86.71	1.179	12:18:10.616	
9 -	52.668	IN PIT	1:26.670 P	82.20	5.684	12:19:37.286	
10 -	OUTLAP	30.402	2:04.375	57.28	43.389	12:21:41.661	

P5 24		Scott CARSON		Yamaha - Brian Grays Powerbiking,J K Flooring Contractors			
IDEAL LAP TIME : 1:20.852		BEST LAP TIME : 1:21.052		DIFFERENCE : 0.200			
LAP	SECTOR 1	SECTOR 2	LAP TIME	MPH	DIFF	TIME OF DAY	
1 -						12:08:33.486	
2 -	56.635	29.430	1:26.065	82.78	5.013	12:09:59.551	

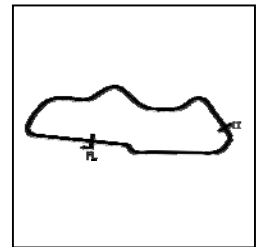
Weather / Track : Bright / Dry

Donington Park National
Circuit Length = 1.9790 miles
Start: 12:08 Flag 12:20 End: 12:22

BMCRC - MRO Championships 2019 - Rnd 4 @ Donington Park

DFDS Yamaha Past Masters

QUALIFYING - SECTOR ANALYSIS



SECTOR 1 = FL to I1, SECTOR 2 = I1 to FL, DIFF = Difference To Personal Best Lap, P = Crossed Finish Line in Pit Lane, D = Time Disallowed

3 -	53.485	29.050	1:22.535	86.32	1.483	12:11:22.086
4 -	52.690	28.762	1:21.452	87.47	0.400	12:12:43.538
5 -	52.647	28.586	1:21.233 (2)	87.70	0.181	12:14:04.771
6 -	53.043	28.490	1:21.533	87.38	0.481	12:15:26.304
7 -	53.751	28.558	1:22.309	86.55	1.257	12:16:48.613
8 -	52.637	28.955	1:21.592	87.32	0.540	12:18:10.205
9 -	52.406	28.936	1:21.342 (3)	87.58	0.290	12:19:31.547
10 -	52.606	28.446	1:21.052 (1)	87.90		12:20:52.599

P6 101		Andrew DAVIES		Yamaha - GIBSON EXHAUSTS			
IDEAL LAP TIME : 1:21.911		BEST LAP TIME : 1:21.911		DIFFERENCE : 0.000			
LAP	SECTOR 1	SECTOR 2	LAP TIME	MPH	DIFF	TIME OF DAY	
1 -						12:08:37.377	
2 -	1:00.908	30.791	1:31.699	77.69	9.788	12:10:09.076	
3 -	55.483	29.972	1:25.455	83.37	3.544	12:11:34.531	
4 -	54.672	29.354	1:24.026	84.79	2.115	12:12:58.557	
5 -	54.084	29.148	1:23.232	85.59	1.321	12:14:21.789	
6 -	53.128	28.783	1:21.911 (1)	86.98		12:15:43.700	
7 -	55.177	30.743	1:25.920	82.92	4.009	12:17:09.620	
8 -	53.354	29.365	1:22.719 (2)	86.13	0.808	12:18:32.339	
9 -	55.174	29.256	1:24.430	84.38	2.519	12:19:56.769	
10 -	54.250	28.841	1:23.091 (3)	85.74	1.180	12:21:19.860	

P7 40 C		Douglas BEACOCK		Yamaha -			
IDEAL LAP TIME : 1:21.965		BEST LAP TIME : 1:22.355		DIFFERENCE : 0.390			
LAP	SECTOR 1	SECTOR 2	LAP TIME	MPH	DIFF	TIME OF DAY	
1 -						12:08:34.836	
2 -	59.071	29.705	1:28.776	80.25	6.421	12:10:03.612	
3 -	54.259	29.779	1:24.038	84.77	1.683	12:11:27.650	
4 -	55.163	30.133	1:25.296	83.52	2.941	12:12:52.946	
5 -	54.080	28.634	1:22.714 (2)	86.13	0.359	12:14:15.660	
6 -	53.985	29.962	1:23.947 (3)	84.87	1.592	12:15:39.607	
7 -	56.545	29.678	1:26.223	82.63	3.868	12:17:05.830	
8 -	55.545	29.922	1:25.467	83.36	3.112	12:18:31.297	
9 -	53.331	29.024	1:22.355 (1)	86.51		12:19:53.652	
10 -	53.333	32.737	1:26.070	82.77	3.715	12:21:19.722	

P8 7		Peter MOORE		Yamaha - Station Garage , Isle of Man			
IDEAL LAP TIME : 1:22.067		BEST LAP TIME : 1:22.469		DIFFERENCE : 0.402			
LAP	SECTOR 1	SECTOR 2	LAP TIME	MPH	DIFF	TIME OF DAY	
1 -						12:08:36.635	
2 -	1:00.244	30.791	1:31.035	78.26	8.566	12:10:07.670	
3 -	54.316	29.413	1:23.729	85.09	1.260	12:11:31.399	
4 -	54.614	29.016	1:23.630	85.19	1.161	12:12:55.029	
5 -	53.625	29.281	1:22.906 (3)	85.93	0.437	12:14:17.935	
6 -	53.130	IN PIT	1:24.597 P	84.21	2.128	12:15:42.532	
7 -	OUTLAP	30.222	1:35.898	74.29	13.429	12:17:18.430	
8 -	53.161	29.308	1:22.469 (1)	86.39		12:18:40.899	
9 -	53.846	28.937	1:22.783 (2)	86.06	0.314	12:20:03.682	
10 -	54.120	28.976	1:23.096	85.73	0.627	12:21:26.778	

P9 95 C		Simon CLARK		Yamaha - Towan Motors			
IDEAL LAP TIME : 1:22.222		BEST LAP TIME : 1:22.586		DIFFERENCE : 0.364			
LAP	SECTOR 1	SECTOR 2	LAP TIME	MPH	DIFF	TIME OF DAY	
1 -						12:08:36.144	
2 -	59.246	30.544	1:29.790	79.34	7.204	12:10:05.934	
3 -	54.656	29.836	1:24.492	84.32	1.906	12:11:30.426	
4 -	54.959	29.512	1:24.471	84.34	1.885	12:12:54.897	
5 -	53.343	29.243	1:22.586 (1)	86.26		12:14:17.483	
6 -	53.764	29.604	1:23.368 (3)	85.46	0.782	12:15:40.851	

Weather / Track : Bright / Dry

Donington Park National
Circuit Length = 1.9790 miles
Start: 12:08 Flag 12:20 End: 12:22

BMCRC - MRO Championships 2019 - Rnd 4 @ Donington Park

DFDS Yamaha Past Masters

QUALIFYING - SECTOR ANALYSIS



SECTOR 1 = FL to I1, SECTOR 2 = I1 to FL, DIFF = Difference To Personal Best Lap, P = Crossed Finish Line in Pit Lane, D = Time Disallowed

7 -	55.721	29.820	1:25.541	83.28	2.955	12:17:06.392
8 -	54.822	29.714	1:24.536	84.27	1.950	12:18:30.928
9 -	54.794	29.206	1:24.000	84.81	1.414	12:19:54.928
10 -	53.846	28.879	1:22.725 (2)	86.12	0.139	12:21:17.653

P10 15 C		Billy PERKINS		Yamaha - Bexhill gearboxes			
IDEAL LAP TIME : 1:22.495		BEST LAP TIME : 1:22.781		DIFFERENCE : 0.286			
LAP	SECTOR 1	SECTOR 2	LAP TIME	MPH	DIFF	TIME OF DAY	
1 -						12:08:34.975	
2 -	58.600	29.675	1:28.275	80.70	5.494	12:10:03.250	
3 -	53.792	29.111	1:22.903 (2)	85.93	0.122	12:11:26.153	
4 -	53.705	30.962	1:24.667	84.14	1.886	12:12:50.820	
5 -	54.488	29.913	1:24.401	84.41	1.620	12:14:15.221	
6 -	54.702	30.410	1:25.112	83.70	2.331	12:15:40.333	
7 -	56.329	30.001	1:26.330	82.52	3.549	12:17:06.663	
8 -	55.540	29.735	1:25.275	83.54	2.494	12:18:31.938	
9 -	54.025	29.175	1:23.200 (3)	85.63	0.419	12:19:55.138	
10 -	53.991	28.790	1:22.781 (1)	86.06		12:21:17.919	

P11 19		Peter BRANTON		Yamaha -			
IDEAL LAP TIME : 1:22.412		BEST LAP TIME : 1:22.865		DIFFERENCE : 0.453			
LAP	SECTOR 1	SECTOR 2	LAP TIME	MPH	DIFF	TIME OF DAY	
1 -						12:08:33.115	
2 -	56.500	30.229	1:26.729	82.14	3.864	12:09:59.844	
3 -	54.724	29.629	1:24.353	84.46	1.488	12:11:24.197	
4 -	53.784	29.081	1:22.865 (1)	85.97		12:12:47.062	
5 -	53.750	29.208	1:22.958 (2)	85.88	0.093	12:14:10.020	
6 -	53.691	29.299	1:22.990 (3)	85.84	0.125	12:15:33.010	
7 -	53.894	29.381	1:23.275	85.55	0.410	12:16:56.285	
8 -	54.521	28.975	1:23.496	85.32	0.631	12:18:19.781	
9 -	53.929	29.789	1:23.718	85.10	0.853	12:19:43.499	
10 -	53.437	29.700	1:23.137	85.69	0.272	12:21:06.636	

P12 11		Andrew BOWN		Yamaha -			
IDEAL LAP TIME : 1:22.789		BEST LAP TIME : 1:22.878		DIFFERENCE : 0.089			
LAP	SECTOR 1	SECTOR 2	LAP TIME	MPH	DIFF	TIME OF DAY	
1 -						12:08:34.544	
2 -	58.135	30.355	1:28.490	80.51	5.612	12:10:03.034	
3 -	54.250	29.379	1:23.629 (3)	85.19	0.751	12:11:26.663	
4 -	54.289	30.061	1:24.350	84.46	1.472	12:12:51.013	
5 -	54.475	29.954	1:24.429	84.38	1.551	12:14:15.442	
6 -	54.632	30.450	1:25.082	83.73	2.204	12:15:40.524	
7 -	56.002	30.683	1:26.685	82.19	3.807	12:17:07.209	
8 -	55.001	29.839	1:24.840	83.97	1.962	12:18:32.049	
9 -	54.850	28.635	1:23.485 (2)	85.34	0.607	12:19:55.534	
10 -	54.154	28.724	1:22.878 (1)	85.96		12:21:18.412	

P13 70		Andrew BURSCOUGH		Yamaha - Apollo Tuning			
IDEAL LAP TIME : 1:22.849		BEST LAP TIME : 1:23.131		DIFFERENCE : 0.282			
LAP	SECTOR 1	SECTOR 2	LAP TIME	MPH	DIFF	TIME OF DAY	
1 -						12:08:35.339	
2 -	58.570	29.792	1:28.362	80.63	5.231	12:10:03.701	
3 -	54.034	29.162	1:23.196 (2)	85.63	0.065	12:11:26.897	
4 -	53.862	29.484	1:23.346	85.48	0.215	12:12:50.243	
5 -	54.779	29.679	1:24.458	84.35	1.327	12:14:14.701	
6 -	54.897	30.099	1:24.996	83.82	1.865	12:15:39.697	
7 -	56.324	29.507	1:25.831	83.00	2.700	12:17:05.528	
8 -	55.535	29.477	1:25.012	83.80	1.881	12:18:30.540	
9 -	53.907	29.296	1:23.203 (3)	85.62	0.072	12:19:53.743	
10 -	54.144	28.987	1:23.131 (1)	85.70		12:21:16.874	

Weather / Track : Bright / Dry

Donington Park National
Circuit Length = 1.9790 miles
Start: 12:08 Flag 12:20 End: 12:22

BMCRC - MRO Championships 2019 - Rnd 4 @ Donington Park

DFDS Yamaha Past Masters

QUALIFYING - SECTOR ANALYSIS



SECTOR 1 = FL to I1, SECTOR 2 = I1 to FL, DIFF = Difference To Personal Best Lap, P = Crossed Finish Line in Pit Lane, D = Time Disallowed

P14 74		Paul WHITBY		Yamaha - Greybridge Ltd		
IDEAL LAP TIME : 1:23.066		BEST LAP TIME : 1:23.452		DIFFERENCE : 0.386		
LAP	SECTOR 1	SECTOR 2	LAP TIME	MPH	DIFF	TIME OF DAY
1 -						12:08:35.585
2 -	58.868	30.050	1:28.918	80.12	5.466	12:10:04.503
3 -	53.951	29.820	1:23.771 (3)	85.04	0.319	12:11:28.274
4 -	54.960	29.574	1:24.534	84.28	1.082	12:12:52.808
5 -	54.488	29.542	1:24.030	84.78	0.578	12:14:16.838
6 -	53.862	29.723	1:23.585 (2)	85.23	0.133	12:15:40.423
7 -	57.142	37.564	1:34.706	75.22	11.254	12:17:15.129
8 -	55.248	29.742	1:24.990	83.82	1.538	12:18:40.119
9 -	54.131	29.321	1:23.452 (1)	85.37		12:20:03.571
10 -	54.605	29.204	1:23.809	85.01	0.357	12:21:27.380

P15 55		Paul TOLAND		Yamaha -		
IDEAL LAP TIME : 1:24.680		BEST LAP TIME : 1:24.856		DIFFERENCE : 0.176		
LAP	SECTOR 1	SECTOR 2	LAP TIME	MPH	DIFF	TIME OF DAY
1 -						12:08:34.900
2 -	59.621	30.290	1:29.911	79.24	5.055	12:10:04.811
3 -	55.448	30.653	1:26.101	82.74	1.245	12:11:30.912
4 -	56.267	30.294	1:26.561	82.30	1.705	12:12:57.473
5 -	55.493	30.055	1:25.548	83.28	0.692	12:14:23.021
6 -	54.864	29.992	1:24.856 (1)	83.96		12:15:47.877
7 -	55.843	30.299	1:26.142	82.70	1.286	12:17:14.019
8 -	56.111	30.262	1:26.373	82.48	1.517	12:18:40.392
9 -	55.268	29.816	1:25.084 (2)	83.73	0.228	12:20:05.476
10 -	55.441	29.902	1:25.343 (3)	83.48	0.487	12:21:30.819

P16 4		Denis HALIL		Yamaha - D & A AUTOS		
IDEAL LAP TIME : 1:25.136		BEST LAP TIME : 1:25.136		DIFFERENCE : 0.000		
LAP	SECTOR 1	SECTOR 2	LAP TIME	MPH	DIFF	TIME OF DAY
1 -						12:08:35.124
2 -	59.987	29.951	1:29.938 (2)	79.21	4.802	12:10:05.062
3 -	55.389	29.747	1:25.136 (1)	83.68		12:11:30.198
4 -	59.956	35.856	1:35.812 (3)	74.36	10.676	12:13:06.010

P17 57 C		Geoff MOOK		Yamaha -		
IDEAL LAP TIME : 1:25.358		BEST LAP TIME : 1:25.632		DIFFERENCE : 0.274		
LAP	SECTOR 1	SECTOR 2	LAP TIME	MPH	DIFF	TIME OF DAY
1 -						12:08:38.360
2 -	1:01.065	32.403	1:33.468	76.22	7.836	12:10:11.828
3 -	57.047	30.632	1:27.679	81.25	2.047	12:11:39.507
4 -	56.235	30.028	1:26.263 (2)	82.59	0.631	12:13:05.770
5 -	55.405	30.227	1:25.632 (1)	83.20		12:14:31.402
6 -	56.489	31.078	1:27.567	81.36	1.935	12:15:58.969
7 -	56.386	30.775	1:27.161	81.74	1.529	12:17:26.130
8 -	56.089	30.330	1:26.419 (3)	82.44	0.787	12:18:52.549
9 -	55.330	31.464	1:26.794	82.08	1.162	12:20:19.343

P18 27 R		Richard HAYWARD		Yamaha - Gforce Motorcycles		
IDEAL LAP TIME : 1:26.009		BEST LAP TIME : 1:26.025		DIFFERENCE : 0.016		
LAP	SECTOR 1	SECTOR 2	LAP TIME	MPH	DIFF	TIME OF DAY
1 -						12:08:36.865
2 -	1:02.066	30.651	1:32.717	76.84	6.692	12:10:09.582
3 -	55.804	30.221	1:26.025 (1)	82.82		12:11:35.607
4 -	56.475	31.200	1:27.675	81.26	1.650	12:13:03.282
5 -	56.651	30.666	1:27.317	81.59	1.292	12:14:30.599
6 -	56.944	31.703	1:28.647	80.37	2.622	12:15:59.246
7 -	56.400	30.698	1:27.098 (3)	81.80	1.073	12:17:26.344

Weather / Track : Bright / Dry

Donington Park National
Circuit Length = 1.9790 miles
Start: 12:08 Flag 12:20 End: 12:22

BMCRC - MRO Championships 2019 - Rnd 4 @ Donington Park

DFDS Yamaha Past Masters

QUALIFYING - SECTOR ANALYSIS



SECTOR 1 = FL to I1, SECTOR 2 = I1 to FL, DIFF = Difference To Personal Best Lap, P = Crossed Finish Line in Pit Lane, D = Time Disallowed

8 -	57.158	30.205	1:27.363	81.55	1.338	12:18:53.707
9 -	55.893	30.413	1:26.306 (2)	82.55	0.281	12:20:20.013

P19	83 C	Paul GODBOLD	Yamaha - Hill farm tree services			
IDEAL LAP TIME : 1:25.308		BEST LAP TIME : 1:26.266		DIFFERENCE : 0.958		
LAP	SECTOR 1	SECTOR 2	LAP TIME	MPH	DIFF	TIME OF DAY
1 -						12:08:37.904
2 -	1:01.869	31.453	1:33.322	76.34	7.056	12:10:11.226
3 -	55.973	30.293	1:26.266 (1)	82.58		12:11:37.492
4 -	56.525	30.403	1:26.928	81.96	0.662	12:13:04.420
5 -	56.028	30.503	1:26.531 (2)	82.33	0.265	12:14:30.951
6 -	56.841	30.540	1:27.381	81.53	1.115	12:15:58.332
7 -	56.287	30.519	1:26.806 (3)	82.07	0.540	12:17:25.138
8 -	56.904	30.100	1:27.004	81.88	0.738	12:18:52.142
9 -	55.208	31.875	1:27.083	81.81	0.817	12:20:19.225

P20	22	Rik BALLERINI	Yamaha - SCLS Ltd			
IDEAL LAP TIME : 1:26.574		BEST LAP TIME : 1:26.574		DIFFERENCE : 0.000		
LAP	SECTOR 1	SECTOR 2	LAP TIME	MPH	DIFF	TIME OF DAY
1 -						12:08:36.839
2 -	1:00.274	31.279	1:31.553 (2)	77.81	4.979	12:10:08.392
3 -	55.881	30.693	1:26.574 (1)	82.29		12:11:34.966

P21	121	Ben HUNTER	Yamaha -			
IDEAL LAP TIME : 1:27.317		BEST LAP TIME : 1:27.521		DIFFERENCE : 0.204		
LAP	SECTOR 1	SECTOR 2	LAP TIME	MPH	DIFF	TIME OF DAY
1 -						12:08:35.696
2 -	1:00.707	30.469	1:31.176	78.14	3.655	12:10:06.872
3 -	56.848	30.673	1:27.521 (1)	81.40		12:11:34.393
4 -	57.397	30.566	1:27.963	80.99	0.442	12:13:02.356
5 -	57.250	30.575	1:27.825	81.12	0.304	12:14:30.181
6 -	57.084	30.638	1:27.722 (2)	81.21	0.201	12:15:57.903
7 -	57.271	30.553	1:27.824 (3)	81.12	0.303	12:17:25.727
8 -	58.186	30.559	1:28.745	80.28	1.224	12:18:54.472

P22	5 C	Max HOUSE	Yamaha -			
IDEAL LAP TIME : 1:27.587		BEST LAP TIME : 1:27.711		DIFFERENCE : 0.124		
LAP	SECTOR 1	SECTOR 2	LAP TIME	MPH	DIFF	TIME OF DAY
1 -						12:08:37.994
2 -	1:02.938	32.352	1:35.290	74.76	7.579	12:10:13.284
3 -	57.905	30.825	1:28.730	80.29	1.019	12:11:42.014
4 -	57.055	32.785	1:29.840	79.30	2.129	12:13:11.854
5 -	57.677	31.372	1:29.049	80.00	1.338	12:14:40.903
6 -	56.925	31.556	1:28.481	80.52	0.770	12:16:09.384
7 -	57.017	31.014	1:28.031 (3)	80.93	0.320	12:17:37.415
8 -	57.116	30.855	1:27.971 (2)	80.98	0.260	12:19:05.386
9 -	57.049	30.662	1:27.711 (1)	81.22		12:20:33.097

P23	60 C	Daniel GOUGH	Yamaha - G Force Motorcycles			
IDEAL LAP TIME : 1:28.932		BEST LAP TIME : 1:29.006		DIFFERENCE : 0.074		
LAP	SECTOR 1	SECTOR 2	LAP TIME	MPH	DIFF	TIME OF DAY
1 -						12:08:36.445
2 -	1:02.504	31.944	1:34.448	75.43	5.442	12:10:10.893
3 -	58.733	31.222	1:29.955	79.20	0.949	12:11:40.848
4 -	57.954	31.823	1:29.777	79.35	0.771	12:13:10.625
5 -	58.678	31.396	1:30.074	79.09	1.068	12:14:40.699
6 -	58.380	31.309	1:29.689	79.43	0.683	12:16:10.388
7 -	57.808	31.198	1:29.006 (1)	80.04		12:17:39.394
8 -	58.067	31.124	1:29.191 (2)	79.88	0.185	12:19:08.585

Weather / Track : Bright / Dry

Donington Park National
Circuit Length = 1.9790 miles
Start: 12:08 Flag 12:20 End: 12:22

BMCRC - MRO Championships 2019 - Rnd 4 @ Donington Park

DFDS Yamaha Past Masters

QUALIFYING - SECTOR ANALYSIS



SECTOR 1 = FL to I1, SECTOR 2 = I1 to FL, DIFF = Difference To Personal Best Lap, P = Crossed Finish Line in Pit Lane, D = Time Disallowed

9 - 58.427 31.260 1:29.687 (3) 79.43 0.681 12:20:38.272

P24 72 C Len WHALIN			Yamaha - Prestige shoe & lock, T&B locksmiths. Lashes by Chl			
IDEAL LAP TIME : 1:29.101		BEST LAP TIME : 1:29.839		DIFFERENCE : 0.738		
LAP	SECTOR 1	SECTOR 2	LAP TIME	MPH	DIFF	TIME OF DAY
1 -						12:08:40.515
2 -	1:05.937	33.129	1:39.066	71.91	9.227	12:10:19.581
3 -	1:01.404	31.938	1:33.342	76.32	3.503	12:11:52.923
4 -	58.812	31.286	1:30.098 (2)	79.07	0.259	12:13:23.021
5 -	58.028	32.805	1:30.833	78.43	0.994	12:14:53.854
6 -	59.809	32.557	1:32.366	77.13	2.527	12:16:26.220
7 -	1:00.985	32.875	1:33.860	75.90	4.021	12:18:00.080
8 -	58.707	31.805	1:30.512 (3)	78.71	0.673	12:19:30.592
9 -	58.766	31.073	1:29.839 (1)	79.30		12:21:00.431

P25 99 C Paul FIRTH			Yamaha -			
IDEAL LAP TIME : 1:30.733		BEST LAP TIME : 1:30.939		DIFFERENCE : 0.206		
LAP	SECTOR 1	SECTOR 2	LAP TIME	MPH	DIFF	TIME OF DAY
1 -						12:08:41.875
2 -	1:09.180	35.470	1:44.650	68.08	13.711	12:10:26.525
3 -	1:05.454	33.532	1:38.986	71.97	8.047	12:12:05.511
4 -	1:02.420	32.953	1:35.373	74.70	4.434	12:13:40.884
5 -	1:02.580	32.878	1:35.458	74.63	4.519	12:15:16.342
6 -	1:02.026	32.287	1:34.313	75.54	3.374	12:16:50.655
7 -	1:00.378	32.246	1:32.624 (3)	76.92	1.685	12:18:23.279
8 -	1:00.291	31.650	1:31.941 (2)	77.49	1.002	12:19:55.220
9 -	59.083	31.856	1:30.939 (1)	78.34		12:21:26.159

P26 46 C Kevin MARSHALL			Yamaha -			
IDEAL LAP TIME : 1:31.645		BEST LAP TIME : 1:31.667		DIFFERENCE : 0.022		
LAP	SECTOR 1	SECTOR 2	LAP TIME	MPH	DIFF	TIME OF DAY
1 -						12:08:35.637
2 -	1:03.334	34.165	1:37.499	73.07	5.832	12:10:13.136
3 -	1:00.916	33.109	1:34.025	75.77	2.358	12:11:47.161
4 -	1:00.322	32.720	1:33.042 (3)	76.57	1.375	12:13:20.203
5 -	1:00.452	33.590	1:34.042	75.76	2.375	12:14:54.245
6 -	1:00.347	32.476	1:32.823 (2)	76.75	1.156	12:16:27.068
7 -	1:00.769	32.982	1:33.751	75.99	2.084	12:18:00.819
8 -	1:02.091	32.170	1:34.261	75.58	2.594	12:19:35.080
9 -	59.475	32.192	1:31.667 (1)	77.72		12:21:06.747

P27 80 R David BALL			Yamaha -			
IDEAL LAP TIME : 1:31.080		BEST LAP TIME : 1:31.807		DIFFERENCE : 0.727		
LAP	SECTOR 1	SECTOR 2	LAP TIME	MPH	DIFF	TIME OF DAY
1 -						12:08:37.781
2 -	1:02.669	32.644	1:35.313	74.74	3.506	12:10:13.094
3 -	1:00.307	32.236	1:32.543 (2)	76.98	0.736	12:11:45.637
4 -	1:00.436	32.914	1:33.350	76.32	1.543	12:13:18.987
5 -	59.996	34.066	1:34.062	75.74	2.255	12:14:53.049
6 -	1:00.507	32.144	1:32.651 (3)	76.89	0.844	12:16:25.700
7 -	1:01.303	32.767	1:34.070	75.73	2.263	12:17:59.770
8 -	59.834	31.973	1:31.807 (1)	77.60		12:19:31.577
9 -	59.107	33.582	1:32.689	76.86	0.882	12:21:04.266

P28 66 C Neil ZWARTOUW			Yamaha - Please sponsor me!?			
IDEAL LAP TIME : 1:31.835		BEST LAP TIME : 1:31.877		DIFFERENCE : 0.042		
LAP	SECTOR 1	SECTOR 2	LAP TIME	MPH	DIFF	TIME OF DAY
1 -						12:08:42.499
2 -	1:09.225	35.012	1:44.237	68.35	12.360	12:10:26.736

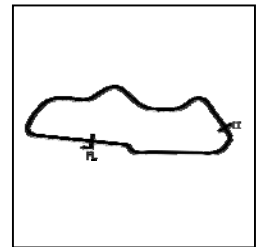
Weather / Track : Bright / Dry

Donington Park National
Circuit Length = 1.9790 miles
Start: 12:08 Flag 12:20 End: 12:22

BMCRC - MRO Championships 2019 - Rnd 4 @ Donington Park

DFDS Yamaha Past Masters

QUALIFYING - SECTOR ANALYSIS



SECTOR 1 = FL to I1, SECTOR 2 = I1 to FL, DIFF = Difference To Personal Best Lap, P = Crossed Finish Line in Pit Lane, D = Time Disallowed

3 -	1:06.193	33.379	1:39.572	71.55	7.695	12:12:06.308
4 -	1:02.033	33.195	1:35.228	74.81	3.351	12:13:41.536
5 -	1:02.266	32.566	1:34.832 (3)	75.12	2.955	12:15:16.368
6 -	1:02.391	33.501	1:35.892	74.29	4.015	12:16:52.260
7 -	1:02.967	35.126	1:38.093	72.63	6.216	12:18:30.353
8 -	1:00.197	31.680	1:31.877 (1)	77.54		12:20:02.230
9 -	1:00.155	32.274	1:32.429 (2)	77.08	0.552	12:21:34.659

P29 78 Gary BUTTON		Yamaha -				
IDEAL LAP TIME : 1:31.271		BEST LAP TIME : 1:31.953				
		DIFFERENCE : 0.682				
LAP	SECTOR 1	SECTOR 2	LAP TIME	MPH	DIFF	TIME OF DAY

1 -						12:08:39.133
2 -	1:02.605	32.217	1:34.822	75.13	2.869	12:10:13.955
3 -	1:00.429	32.213	1:32.642 (3)	76.90	0.689	12:11:46.597
4 -	1:00.027	32.837	1:32.864	76.72	0.911	12:13:19.461
5 -	1:00.047	33.087	1:33.134	76.49	1.181	12:14:52.595
6 -	1:00.411	32.310	1:32.721	76.83	0.768	12:16:25.316
7 -	1:01.252	33.728	1:34.980	75.01	3.027	12:18:00.296
8 -	1:00.518	31.992	1:32.510 (2)	77.01	0.557	12:19:32.806
9 -	59.279	32.674	1:31.953 (1)	77.48		12:21:04.759

P30 69 C Mark ELLERAY		Yamaha - Abbot Solutions Ltd				
IDEAL LAP TIME : 1:31.771		BEST LAP TIME : 1:32.073				
		DIFFERENCE : 0.302				
LAP	SECTOR 1	SECTOR 2	LAP TIME	MPH	DIFF	TIME OF DAY

1 -						12:08:42.627
2 -	1:11.446	34.779	1:46.225	67.07	14.152	12:10:28.852
3 -	59.778	32.567	1:32.345 (2)	77.15	0.272	12:12:01.197
4 -	59.638	32.435	1:32.073 (1)	77.38		12:13:33.270
5 -	59.986	32.722	1:32.708	76.85	0.635	12:15:05.978
6 -	59.336	33.131	1:32.467	77.05	0.394	12:16:38.445
7 -	59.797	32.555	1:32.352 (3)	77.14	0.279	12:18:10.797
8 -	59.710	33.318	1:33.028	76.58	0.955	12:19:43.825
9 -	59.628	IN PIT	1:35.676 P	74.46	3.603	12:21:19.501

P31 100 R Sam DRUCE		Yamaha - www.ypmrc.co.uk				
IDEAL LAP TIME : 1:31.855		BEST LAP TIME : 1:32.582				
		DIFFERENCE : 0.727				
LAP	SECTOR 1	SECTOR 2	LAP TIME	MPH	DIFF	TIME OF DAY

1 -						12:08:39.350
2 -	1:04.740	33.207	1:37.947	72.73	5.365	12:10:17.297
3 -	1:00.180	32.737	1:32.917 (2)	76.67	0.335	12:11:50.214
4 -	1:01.111	32.501	1:33.612	76.10	1.030	12:13:23.826
5 -	59.888	33.050	1:32.938 (3)	76.66	0.356	12:14:56.764
6 -	1:01.347	34.321	1:35.668	74.47	3.086	12:16:32.432
7 -	1:00.536	32.695	1:33.231	76.41	0.649	12:18:05.663
8 -	59.354	33.228	1:32.582 (1)	76.95		12:19:38.245
9 -	1:00.065	33.166	1:33.231	76.41	0.649	12:21:11.476

P32 87 Denise BUTTON		Yamaha -				
IDEAL LAP TIME : 1:33.994		BEST LAP TIME : 1:34.403				
		DIFFERENCE : 0.409				
LAP	SECTOR 1	SECTOR 2	LAP TIME	MPH	DIFF	TIME OF DAY

1 -						12:08:39.074
2 -	1:05.358	33.607	1:38.965	71.99	4.562	12:10:18.039
3 -	1:02.579	33.427	1:36.006	74.21	1.603	12:11:54.045
4 -	1:02.563	33.101	1:35.664	74.47	1.261	12:13:29.709
5 -	1:03.151	33.546	1:36.697	73.68	2.294	12:15:06.406
6 -	1:01.986	32.487	1:34.473 (3)	75.41	0.070	12:16:40.879
7 -	1:01.901	32.525	1:34.426 (2)	75.45	0.023	12:18:15.305
8 -	1:01.507	32.896	1:34.403 (1)	75.47		12:19:49.708
9 -	1:02.486	32.880	1:35.366	74.70	0.963	12:21:25.074

Weather / Track : Bright / Dry

Donington Park National
Circuit Length = 1.9790 miles
Start: 12:08 Flag 12:20 End: 12:22

BMCRC - MRO Championships 2019 - Rnd 4 @ Donington Park

DFDS Yamaha Past Masters

QUALIFYING - SECTOR ANALYSIS



SECTOR 1 = FL to I1, SECTOR 2 = I1 to FL, DIFF = Difference To Personal Best Lap, P = Crossed Finish Line in Pit Lane, D = Time Disallowed

P33 59 C		Neil HESMAN		Yamaha - Farkham Hall			
IDEAL LAP TIME : 1:35.658		BEST LAP TIME : 1:36.168		DIFFERENCE : 0.510			
LAP	SECTOR 1	SECTOR 2	LAP TIME	MPH	DIFF	TIME OF DAY	
1 -							12:08:40.906
2 -	1:06.028	33.157	1:39.185	71.83	3.017		12:10:20.091
3 -	1:03.478	33.396	1:36.874 (2)	73.54	0.706		12:11:56.965
4 -	1:05.232	32.795	1:38.027	72.68	1.859		12:13:34.992
5 -	1:03.958	33.510	1:37.468 (3)	73.09	1.300		12:15:12.460
6 -	1:05.557	33.254	1:38.811	72.10	2.643		12:16:51.271
7 -	1:03.769	33.951	1:37.720	72.90	1.552		12:18:28.991
8 -	1:05.943	33.156	1:39.099	71.89	2.931		12:20:08.090
9 -	1:02.863	33.305	1:36.168 (1)	74.08			12:21:44.258

P34 32 R		Lorraine ANSON		Yamaha - Wallis & Whalin Racing			
IDEAL LAP TIME : 1:36.432		BEST LAP TIME : 1:36.876		DIFFERENCE : 0.444			
LAP	SECTOR 1	SECTOR 2	LAP TIME	MPH	DIFF	TIME OF DAY	
1 -							12:08:40.051
2 -	1:06.279	33.505	1:39.784	71.40	2.908		12:10:19.835
3 -	1:02.927	33.949	1:36.876 (1)	73.54			12:11:56.711
4 -	1:04.906	34.195	1:39.101 (2)	71.89	2.225		12:13:35.812
5 -	1:05.086	34.255	1:39.341 (3)	71.71	2.465		12:15:15.153
6 -	1:06.891	35.083	1:41.974	69.86	5.098		12:16:57.127
7 -	1:07.052	35.684	1:42.736	69.34	5.860		12:18:39.863
8 -	1:04.665	34.921	1:39.586	71.54	2.710		12:20:19.449

P35 67 C		Mark BAILEY		Yamaha - Gforce motorcycles			
IDEAL LAP TIME : 1:37.561		BEST LAP TIME : 1:37.778		DIFFERENCE : 0.217			
LAP	SECTOR 1	SECTOR 2	LAP TIME	MPH	DIFF	TIME OF DAY	
1 -							12:08:43.420
2 -	1:09.598	36.489	1:46.087	67.15	8.309		12:10:29.507
3 -	1:04.153	34.739	1:38.892	72.04	1.114		12:12:08.399
4 -	1:03.484	34.294	1:37.778 (1)	72.86			12:13:46.177
5 -	1:03.795	34.770	1:38.565 (3)	72.28	0.787		12:15:24.742
6 -	1:04.691	35.164	1:39.855	71.34	2.077		12:17:04.597
7 -	1:06.635	34.995	1:41.630	70.10	3.852		12:18:46.227
8 -	1:03.267	34.675	1:37.942 (2)	72.74	0.164		12:20:24.169

P36 33 R		Kieran LEWIS		Yamaha - Controls For Doors Ltd/ G Force Motorcycles			
IDEAL LAP TIME : 1:40.595		BEST LAP TIME : 1:40.653		DIFFERENCE : 0.058			
LAP	SECTOR 1	SECTOR 2	LAP TIME	MPH	DIFF	TIME OF DAY	
1 -							12:08:43.616
2 -	1:11.274	35.441	1:46.715	66.76	6.062		12:10:30.331
3 -	1:07.236	36.346	1:43.582	68.78	2.929		12:12:13.913
4 -	1:07.346	35.577	1:42.923	69.22	2.270		12:13:56.836
5 -	1:06.604	34.626	1:41.230 (2)	70.38	0.577		12:15:38.066
6 -	1:05.969	34.684	1:40.653 (1)	70.78			12:17:18.719
7 -	1:06.153	35.269	1:41.422 (3)	70.24	0.769		12:19:00.141
8 -	1:07.772	35.219	1:42.991	69.17	2.338		12:20:43.132

BMCRC - MRO Championships 2019 - Rnd 4 @ Donington Park

DFDS Yamaha Past Masters

QUALIFYING - BEST SECTORS

SECTOR 1			SECTOR 2			IDEAL / BEST COMPARISON						
POS	NO	NAME	TIME	NO	NAME	TIME	POS	NO	NAME	IDEAL	BEST	DIFF
									PERFECT LAP	1:20.460		
1	13	EDMONDSON	52.181	6	BARBER	28.279	1	13	EDMONDSON	1:20.710	1:20.828	0.118
2	125	MILES	52.270	24	CARSON	28.446	2	6	BARBER	1:20.751	1:20.882	0.131
3	24	CARSON	52.406	13	EDMONDSON	28.529	3	24	CARSON	1:20.852	1:21.052	0.200
4	3	BEHAN	52.435	3	BEHAN	28.548	4	125	MILES	1:20.860	1:20.986	0.126
5	6	BARBER	52.472	125	MILES	28.590	5	3	BEHAN	1:20.983	1:20.983	0.000
6	101	DAVIES	53.128	40	BEACOCK	28.634	6	101	DAVIES	1:21.911	1:21.911	0.000
7	7	MOORE	53.130	11	BOWN	28.635	7	40	BEACOCK	1:21.965	1:22.355	0.390
8	40	BEACOCK	53.331	101	DAVIES	28.783	8	7	MOORE	1:22.067	1:22.469	0.402
9	95	CLARK	53.343	15	PERKINS	28.790	9	95	CLARK	1:22.222	1:22.586	0.364
10	19	BRANTON	53.437	95	CLARK	28.879	10	19	BRANTON	1:22.412	1:22.865	0.453
11	15	PERKINS	53.705	7	MOORE	28.937	11	15	PERKINS	1:22.495	1:22.781	0.286
12	70	BURSCOUGH	53.862	19	BRANTON	28.975	12	11	BOWN	1:22.789	1:22.878	0.089
13	74	WHITBY	53.862	70	BURSCOUGH	28.987	13	70	BURSCOUGH	1:22.849	1:23.131	0.282
14	11	BOWN	54.154	74	WHITBY	29.204	14	74	WHITBY	1:23.066	1:23.452	0.386
15	55	TOLAND	54.864	4	HALIL	29.747	15	55	TOLAND	1:24.680	1:24.856	0.176
16	83	GODBOLD	55.208	55	TOLAND	29.816	16	4	HALIL	1:25.136	1:25.136	0.000
17	57	MOOK	55.330	57	MOOK	30.028	17	83	GODBOLD	1:25.308	1:26.266	0.958
18	4	HALIL	55.389	83	GODBOLD	30.100	18	57	MOOK	1:25.358	1:25.632	0.274
19	27	HAYWARD	55.804	27	HAYWARD	30.205	19	27	HAYWARD	1:26.009	1:26.025	0.016
20	22	BALLERINI	55.881	121	HUNTER	30.469	20	22	BALLERINI	1:26.574	1:26.574	0.000
21	121	HUNTER	56.848	5	HOUSE	30.662	21	121	HUNTER	1:27.317	1:27.521	0.204
22	5	HOUSE	56.925	22	BALLERINI	30.693	22	5	HOUSE	1:27.587	1:27.711	0.124
23	60	GOUGH	57.808	72	WHALIN	31.073	23	60	GOUGH	1:28.932	1:29.006	0.074
24	72	WHALIN	58.028	60	GOUGH	31.124	24	72	WHALIN	1:29.101	1:29.839	0.738
25	99	FIRTH	59.083	99	FIRTH	31.650	25	99	FIRTH	1:30.733	1:30.939	0.206
26	80	BALL	59.107	66	ZWARTOUW	31.680	26	80	BALL	1:31.080	1:31.807	0.727
27	78	BUTTON	59.279	80	BALL	31.973	27	78	BUTTON	1:31.271	1:31.953	0.682
28	69	ELLERAY	59.336	78	BUTTON	31.992	28	46	MARSHALL	1:31.645	1:31.667	0.022
29	100	DRUCE	59.354	46	MARSHALL	32.170	29	69	ELLERAY	1:31.771	1:32.073	0.302
30	46	MARSHALL	59.475	69	ELLERAY	32.435	30	66	ZWARTOUW	1:31.835	1:31.877	0.042
31	66	ZWARTOUW	1:00.155	87	BUTTON	32.487	31	100	DRUCE	1:31.855	1:32.582	0.727
32	87	BUTTON	1:01.507	100	DRUCE	32.501	32	87	BUTTON	1:33.994	1:34.403	0.409
33	59	HESMAN	1:02.863	59	HESMAN	32.795	33	59	HESMAN	1:35.658	1:36.168	0.510
34	32	ANSON	1:02.927	32	ANSON	33.505	34	32	ANSON	1:36.432	1:36.876	0.444
35	67	BAILEY	1:03.267	67	BAILEY	34.294	35	67	BAILEY	1:37.561	1:37.778	0.217
36	33	LEWIS	1:05.969	33	LEWIS	34.626	36	33	LEWIS	1:40.595	1:40.653	0.058

Weather / Track : Bright / Dry

Results can be found at www.tsl-timing.com

Donington Park National
Circuit Length = 1.9790 miles
Start: 12:08 Flag 12:20 End: 12:22

Printed - 12:25 Saturday, 18 May 2019

BMCRC - MRO Championships 2019 - Rnd 4 @ Donington Park
DFDS Yamaha Past Masters
RACE 5 - GRID (7 Laps)

ROW 13	1		1		37	23 Zak PERRIN	
ROW 12	36	33 Kieran LEWIS 1:40.653	35	67 Mark BAILEY 1:37.778	34	32 Lorraine ANSON 1:36.876	
ROW 11		33	59 Neil HESMAN 1:36.168	32	87 Denise BUTTON 1:34.403	31	100 Sam DRUCE 1:32.582
ROW 10	30	69 Mark ELLERAY 1:32.073	29	78 Gary BUTTON 1:31.953	28	66 Neil ZWARTOUW 1:31.877	
ROW 9		27	80 David BALL 1:31.807	26	46 Kevin MARSHALL 1:31.667	25	99 Paul FIRTH 1:30.939
ROW 8	24	72 Len WHALIN 1:29.839	23	60 Daniel GOUGH 1:29.006	22	5 Max HOUSE 1:27.711	
ROW 7		21	121 Ben HUNTER 1:27.521	20	22 Rik BALLERINI 1:26.574	19	83 Paul GODBOLD 1:26.266
ROW 6	18	27 Richard HAYWARD 1:26.025	17	57 Geoff MOOK 1:25.632	16	4 Denis HALIL 1:25.136	
ROW 5		15	55 Paul TOLAND 1:24.856	14	74 Paul WHITBY 1:23.452	13	70 Andrew BURSCOUGH 1:23.131
ROW 4	12	11 Andrew BOWN 1:22.878	11	19 Peter BRANTON 1:22.865	10	15 Billy PERKINS 1:22.781	
ROW 3		9	95 Simon CLARK 1:22.586	8	7 Peter MOORE 1:22.469	7	40 Douglas BEACOCK 1:22.355
ROW 2	6	101 Andrew DAVIES 1:21.911	5	24 Scott CARSON 1:21.052	4	125 Ben MILES 1:20.986	
ROW 1		3	3 Connor BEHAN 1:20.983	2	6 Matt BARBER 1:20.882	1	13 Doug EDMONDSON 1:20.828

Pole

Donington Park National
Circuit Length = 1.9790 miles

These results are provisional until the conclusion of any judicial and technical matters.

Clerk Of Course :		Timekeeper :
-------------------	--	--------------

Results can be found at www.tsl-timing.com

Printed - 12:27 Saturday, 18 May 2019



BMCRC - MRO Championships 2019 - Rnd 4 @ Donington Park

DFDS Yamaha Past Masters

RACE 5 - CLASSIFICATION

POS	NO	CL	PIC NAME	ENTRY	LAPS	TIME	GAP	DIFF	MPH	BEST	ON
1	13		Doug EDMONDSON	Yamaha - Martin Johnson Exhausts	7	9:24.337			88.13	1:19.572	6
2	24		Scott CARSON	Yamaha - Brian Grays Powerbiking, J K Flooring Co	7	9:33.378	9.041	9.041	86.74	1:20.916	7
3	19		Peter BRANTON	Yamaha -	7	9:33.472	9.135	0.094	86.72	1:20.767	3
4	7		Peter MOORE	Yamaha - Station Garage , Isle of Man	7	9:33.933	9.596	0.461	86.65	1:20.933	3
5	101		Andrew DAVIES	Yamaha - GIBSON EXHAUSTS	7	9:37.117	12.780	3.184	86.18	1:20.844	5
6	40	C	Douglas BEACOCK	Yamaha -	7	9:39.874	15.537	2.757	85.77	1:21.684	4
7	11		Andrew BOWN	Yamaha -	7	9:40.658	16.321	0.784	85.65	1:21.487	3
8	15	C	Billy PERKINS	Yamaha - Bexhill gearboxes	7	9:45.551	21.214	4.893	84.93	1:22.108	3
9	70		Andrew BURSCOUGH	Yamaha - Apollo Tuning	7	9:49.459	25.122	3.908	84.37	1:21.653	2
10	95	C	Simon CLARK	Yamaha - Towan Motors	7	9:55.060	30.723	5.601	83.58	1:22.858	3
11	74		Paul WHITBY	Yamaha - Greybridge Ltd	7	9:55.115	30.778	0.055	83.57	1:23.570	2
12	22		Rik BALLERINI	Yamaha - SCLS Ltd	7	10:04.513	40.176	9.398	82.27	1:25.039	4
13	83	C	Paul GODBOLD	Yamaha - Hill farm tree services	7	10:04.901	40.564	0.388	82.22	1:24.923	6
14	55		Paul TOLAND	Yamaha -	7	10:05.384	41.047	0.483	82.15	1:25.089	4
15	57	C	Geoff MOOK	Yamaha -	7	10:06.711	42.374	1.327	81.97	1:24.909	4
16	5	C	Max HOUSE	Yamaha -	7	10:06.983	42.646	0.272	81.93	1:25.129	2
17	27	R	Richard HAYWARD	Yamaha - Gforce Motorcycles	7	10:07.103	42.766	0.120	81.92	1:24.586	4
18	4		Denis HALIL	Yamaha - D & A AUTOS	7	10:08.236	43.899	1.133	81.77	1:24.574	3
19	121		Ben HUNTER	Yamaha -	7	10:18.345	54.008	10.109	80.43	1:26.312	2
20	60	C	Daniel GOUGH	Yamaha - G Force Motorcycles	7	10:22.794	58.457	4.449	79.85	1:27.268	7
21	72	C	Len WHALIN	Yamaha - Prestige shoe & lock, T&B locksmiths. Le	7	10:32.437	1:08.100	9.643	78.64	1:27.596	2
22	100	R	Sam DRUCE	Yamaha - www.ypmrc.co.uk	7	10:51.882	1:27.545	19.445	76.29	1:30.956	6
23	99	C	Paul FIRTH	Yamaha -	6	9:26.157	1 Lap	1 Lap	75.26	1:32.038	6
24	80	R	David BALL	Yamaha -	6	9:27.024	1 Lap	0.867	75.14	1:31.878	6
25	78		Gary BUTTON	Yamaha -	6	9:30.802	1 Lap	3.778	74.65	1:32.716	3
26	87		Denise BUTTON	Yamaha -	6	9:31.278	1 Lap	0.476	74.58	1:33.023	4
27	46	C	Kevin MARSHALL	Yamaha -	6	9:31.597	1 Lap	0.319	74.54	1:32.196	4
28	66	C	Neil ZWARTOUW	Yamaha - Please sponsor me!	6	9:31.918	1 Lap	0.321	74.50	1:32.824	6
29	69	C	Mark ELLERAY	Yamaha - Abbot Solutions Ltd	6	9:33.056	1 Lap	1.138	74.35	1:33.236	4
30	59	C	Neil HESMAN	Yamaha - Farkham Hall	6	9:43.277	1 Lap	10.221	73.05	1:35.092	3
31	67	C	Mark BAILEY	Yamaha - Gforce motorcycles	6	10:06.543	1 Lap	23.266	70.25	1:39.098	2
32	32	R	Lorraine ANSON	Yamaha - Wallis & Whalin Racing	6	10:07.685	1 Lap	1.142	70.12	1:38.888	2
33	33	R	Kieran LEWIS	Yamaha - Controls For Doors Ltd/ G Force Motorcyc	6	10:20.082	1 Lap	12.397	68.71	1:41.066	5

NOT CLASSIFIED

DNF	125		Ben MILES	Yamaha - Allspeed	6	8:04.049	1 Lap		88.03	1:19.164	6
DNF	6		Matt BARBER	Yamaha -	1	2:46.619	6 Laps	5 Laps	41.94		

FASTEST LAP

	125		Ben MILES	Yamaha - Allspeed	6	1:19.164			89.99 mph	144.83 kph	
	40	C	Douglas BEACOCK	Yamaha -	4	1:21.684			87.22 mph	140.37 kph	
	27	R	Richard HAYWARD	Yamaha - Gforce Motorcycles	4	1:24.586			84.22 mph	135.55 kph	

Class - 92.5% of Race Speed = 81.52 mph
 Class C - 92.5% of Race Speed = 79.33 mph
 Class R - 92.5% of Race Speed = 75.77 mph

Weather / Track : Cloudy / Dry

These results are provisional until the conclusion of any judicial and technical matters.

Donington Park National
 Circuit Length = 1.9790 miles
 Start: 15:53 Flag 16:02 End: 16:04

Clerk Of Course :	Timekeeper :
-------------------	--------------

Results can be found at www.tsl-timing.com

Printed - 16:20 Saturday, 18 May 2019



BMCRC - MRO Championships 2019 - Rnd 4 @ Donington Park

DFDS Yamaha Past Masters

RACE 5 - LAP CHART

LAP 1 @ 15:54:37.210

NO	BEHIND	LAP TIME
13		1:23.913
125	0.169	1:24.082
24	1.017	1:24.930
7	1.807	1:25.720
19	1.824	1:25.737
101	2.198	1:26.111
40	2.372	1:26.285
95	3.271	1:27.184
70	3.373	1:27.286
11	3.891	1:27.804
15	4.506	1:28.419
74	6.371	1:30.284
55	6.644	1:30.557
4	6.705	1:30.618
22	7.117	1:31.030
83	7.406	1:31.319
5	8.184	1:32.097
57	8.514	1:32.427
27	8.620	1:32.533
121	9.202	1:33.115
60	10.090	1:34.003
72	13.401	1:37.314
80	15.273	1:39.186
100	15.957	1:39.870
99	17.073	1:40.986
66	17.704	1:41.617
69	18.549	1:42.462
87	19.053	1:42.966
59	19.757	1:43.670
78	20.117	1:44.030
46	21.063	1:44.976
67	23.571	1:47.484
32	24.352	1:48.265
33	27.595	1:51.508

LAP 2 @ 15:55:57.458

NO	BEHIND	LAP TIME
13		1:20.248
125	0.384	1:20.463
24	2.220	1:21.451
6	1 Lap	2:46.619 P
19	2.911	1:21.335
7	3.395	1:21.836
101	4.489	1:22.539
40	4.648	1:22.524
70	4.778	1:21.653
11	5.323	1:21.680
95	6.285	1:23.262
15	6.397	1:22.139
74	9.693	1:23.570
4	11.110	1:24.653
22	12.358	1:25.489
55	12.565	1:26.169
5	13.065	1:25.129
83	13.484	1:26.326
27	13.886	1:25.514
57	14.204	1:25.938
121	15.266	1:26.312
60	17.794	1:27.952
72	20.749	1:27.596
80	29.319	1:34.294
100	29.695	1:33.986

99	30.579	1:33.754
78	32.967	1:33.098
66	33.553	1:36.097
87	33.738	1:34.933
69	34.127	1:35.826
59	34.701	1:35.192
46	35.602	1:34.787
67	42.421	1:39.098
32	42.992	1:38.888
33	49.218	1:41.871

LAP 3 @ 15:57:17.496

NO	BEHIND	LAP TIME
13		1:20.038
125	0.425	1:20.079
24	3.513	1:21.331
19	3.640	1:20.767
7	4.290	1:20.933
101	6.163	1:21.712
40	6.517	1:21.907
11	6.772	1:21.487
70	7.724	1:22.984
15	8.467	1:22.108
95	9.105	1:22.858
74	13.480	1:23.825
4	15.646	1:24.574
22	17.675	1:25.355
55	18.019	1:25.492
83	18.535	1:25.089
5	19.232	1:26.205
27	19.287	1:25.439
57	19.956	1:25.790
121	21.828	1:26.600
60	26.481	1:28.725
72	29.517	1:28.806
100	41.842	1:32.185
80	43.089	1:33.808
99	43.693	1:33.152
78	45.645	1:32.716
87	47.348	1:33.648
69	48.092	1:34.003
66	48.265	1:34.750
59	49.755	1:35.092
46	49.931	1:34.367
67	1:02.667	1:40.284
32	1:02.990	1:40.036
33	1:11.940	1:42.760

LAP 4 @ 15:58:37.260

NO	BEHIND	LAP TIME
13		1:19.764
125	0.377	1:19.716
19	4.797	1:20.921
24	5.194	1:21.445
7	5.834	1:21.308
40	8.437	1:21.684
101	8.560	1:22.161
11	8.860	1:21.852
70	11.178	1:23.218
15	11.470	1:22.767
95	13.417	1:24.076
74	17.361	1:23.645
4	22.508	1:26.626
22	22.950	1:25.039

55	23.344	1:25.089
83	23.717	1:24.946
27	24.109	1:24.586
5	24.617	1:25.149
57	25.101	1:24.909
121	29.217	1:27.153
60	34.994	1:28.277
72	38.458	1:28.705
100	53.158	1:31.080
99	57.383	1:33.454
80	57.690	1:34.365
78	1:00.207	1:34.326
87	1:00.607	1:33.023
69	1:01.564	1:33.236
66	1:02.023	1:33.522
46	1:02.363	1:32.196
59	1:05.604	1:35.613

LAP 5 @ 15:59:57.186

NO	BEHIND	LAP TIME
13		1:19.926
125	0.996	1:20.545
67	1 Lap	1:39.817
32	1 Lap	1:39.773
19	6.681	1:21.810
24	6.998	1:21.730
7	7.612	1:21.704
101	9.478	1:20.844
40	10.279	1:21.768
11	10.943	1:22.009
33	1 Lap	1:41.283
70	14.996	1:23.744
15	15.290	1:23.746
95	19.323	1:25.832
74	21.110	1:23.675
22	29.033	1:26.009
4	29.324	1:26.742
55	29.600	1:26.182
83	29.968	1:26.177
5	30.373	1:25.682
57	30.779	1:25.604
27	31.164	1:26.981
121	37.201	1:27.910
60	43.399	1:28.331
72	47.652	1:29.120
100	1:04.225	1:30.993
99	1:10.230	1:32.773
80	1:11.257	1:33.493
78	1:14.042	1:33.761
87	1:14.213	1:33.532
46	1:14.705	1:32.268
66	1:15.205	1:33.108
69	1:15.908	1:34.270

LAP 6 @ 16:01:16.758

NO	BEHIND	LAP TIME
13		1:19.572
125	0.588	1:19.164
59	1 Lap	1:36.838
19	8.722	1:21.613
24	9.001	1:21.575
7	9.335	1:21.295
101	11.685	1:21.779
40	13.867	1:23.160

11	14.194	1:22.823
15	19.510	1:23.792
70	19.828	1:24.404
67	1 Lap	1:40.148
32	1 Lap	1:40.369
74	26.061	1:24.523
95	26.717	1:26.966
22	34.708	1:25.247
33	1 Lap	1:41.066
83	35.319	1:24.923
55	35.567	1:25.539
4	36.182	1:26.430
57	36.530	1:25.323
27	37.189	1:25.597
5	37.338	1:26.537
121	45.882	1:28.253
60	52.065	1:28.238
72	57.364	1:29.284
100	1:15.609	1:30.956

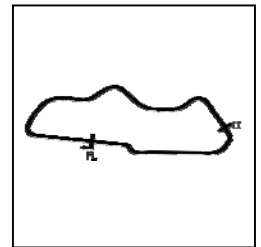
LAP 7 @ 16:02:37.634

NO	BEHIND	LAP TIME
13		1:20.876
99	1 Lap	1:32.038
80	1 Lap	1:31.878
78	1 Lap	1:32.871
87	1 Lap	1:33.176
46	1 Lap	1:33.003
66	1 Lap	1:32.824
69	1 Lap	1:33.259
24	9.041	1:20.916
19	9.135	1:21.289
7	9.596	1:21.137
101	12.780	1:21.971
40	15.537	1:22.546
11	16.321	1:23.003
59	1 Lap	1:36.872
15	21.214	1:22.580
70	25.122	1:26.170
95	30.723	1:24.882
74	30.778	1:25.593
22	40.176	1:26.344
83	40.564	1:26.121
55	41.047	1:26.356
67	1 Lap	1:39.712
57	42.374	1:26.720
5	42.646	1:26.184
27	42.766	1:26.453
32	1 Lap	1:40.354
4	43.899	1:28.593
121	54.008	1:29.002
33	1 Lap	1:41.594
60	58.457	1:27.268
72	1:08.100	1:31.612
100	1:27.545	1:32.812

BMCRC - MRO Championships 2019 - Rnd 4 @ Donington Park

DFDS Yamaha Past Masters

RACE 5 - SECTOR ANALYSIS



SECTOR 1 = FL to I1, SECTOR 2 = I1 to FL, DIFF = Difference To Personal Best Lap, P = Crossed Finish Line in Pit Lane, D = Time Disallowed

P1 13		Doug EDMONDSON		Yamaha - Martin Johnson Exhausts		
IDEAL LAP TIME : 1:19.451		BEST LAP TIME : 1:19.572		DIFFERENCE : 0.121		
LAP	SECTOR 1	SECTOR 2	LAP TIME	MPH	DIFF	TIME OF DAY
1 -		28.589	1:23.913	84.90	4.341	15:54:37.210
2 -	51.850	28.398	1:20.248	88.78	0.676	15:55:57.458
3 -	51.481	28.557	1:20.038	89.01	0.466	15:57:17.496
4 -	51.445	28.319	1:19.764 (2)	89.32	0.192	15:58:37.260
5 -	51.489	28.437	1:19.926 (3)	89.14	0.354	15:59:57.186
6 -	51.132	28.440	1:19.572 (1)	89.53		16:01:16.758
7 -	51.758	29.118	1:20.876	88.09	1.304	16:02:37.634

P2 24		Scott CARSON		Yamaha - Brian Grays Powerbiking, J K Flooring Contractors		
IDEAL LAP TIME : 1:20.669		BEST LAP TIME : 1:20.916		DIFFERENCE : 0.247		
LAP	SECTOR 1	SECTOR 2	LAP TIME	MPH	DIFF	TIME OF DAY
1 -		29.072	1:24.930	83.88	4.014	15:54:38.227
2 -	52.432	29.019	1:21.451	87.47	0.535	15:55:59.678
3 -	52.482	28.849	1:21.331 (2)	87.60	0.415	15:57:21.009
4 -	52.825	28.620	1:21.445 (3)	87.47	0.529	15:58:42.454
5 -	52.959	28.771	1:21.730	87.17	0.814	16:00:04.184
6 -	52.826	28.749	1:21.575	87.33	0.659	16:01:25.759
7 -	52.679	28.237	1:20.916 (1)	88.04		16:02:46.675

P3 19		Peter BRANTON		Yamaha -		
IDEAL LAP TIME : 1:20.744		BEST LAP TIME : 1:20.767		DIFFERENCE : 0.023		
LAP	SECTOR 1	SECTOR 2	LAP TIME	MPH	DIFF	TIME OF DAY
1 -		28.981	1:25.737	83.09	4.970	15:54:39.034
2 -	52.815	28.520	1:21.335	87.59	0.568	15:56:00.369
3 -	52.224	28.543	1:20.767 (1)	88.21		15:57:21.136
4 -	52.283	28.638	1:20.921 (2)	88.04	0.154	15:58:42.057
5 -	52.979	28.831	1:21.810	87.08	1.043	16:00:03.867
6 -	52.890	28.723	1:21.613	87.29	0.846	16:01:25.480
7 -	52.570	28.719	1:21.289 (3)	87.64	0.522	16:02:46.769

P4 7		Peter MOORE		Yamaha - Station Garage , Isle of Man		
IDEAL LAP TIME : 1:20.591		BEST LAP TIME : 1:20.933		DIFFERENCE : 0.342		
LAP	SECTOR 1	SECTOR 2	LAP TIME	MPH	DIFF	TIME OF DAY
1 -		29.202	1:25.720	83.11	4.787	15:54:39.017
2 -	52.512	29.324	1:21.836	87.05	0.903	15:56:00.853
3 -	52.103	28.830	1:20.933 (1)	88.03		15:57:21.786
4 -	52.468	28.840	1:21.308	87.62	0.375	15:58:43.094
5 -	52.549	29.155	1:21.704	87.20	0.771	16:00:04.798
6 -	52.783	28.512	1:21.295 (3)	87.63	0.362	16:01:26.093
7 -	52.649	28.488	1:21.137 (2)	87.81	0.204	16:02:47.230

P5 101		Andrew DAVIES		Yamaha - GIBSON EXHAUSTS		
IDEAL LAP TIME : 1:20.829		BEST LAP TIME : 1:20.844		DIFFERENCE : 0.015		
LAP	SECTOR 1	SECTOR 2	LAP TIME	MPH	DIFF	TIME OF DAY
1 -		29.078	1:26.111	82.73	5.267	15:54:39.408
2 -	53.507	29.032	1:22.539	86.31	1.695	15:56:01.947
3 -	52.948	28.764	1:21.712 (2)	87.19	0.868	15:57:23.659
4 -	53.251	28.910	1:22.161	86.71	1.317	15:58:45.820
5 -	52.383	28.461	1:20.844 (1)	88.12		16:00:06.664
6 -	53.333	28.446	1:21.779 (3)	87.12	0.935	16:01:28.443
7 -	53.247	28.724	1:21.971	86.91	1.127	16:02:50.414

P6 40 C		Douglas BEACOCK		Yamaha -		
IDEAL LAP TIME : 1:21.521		BEST LAP TIME : 1:21.684		DIFFERENCE : 0.163		
LAP	SECTOR 1	SECTOR 2	LAP TIME	MPH	DIFF	TIME OF DAY
1 -						
2 -						
3 -						
4 -						
5 -						
6 -						
7 -						

Weather / Track : Cloudy / Dry

Donington Park National
 Circuit Length = 1.9790 miles
 Start: 15:53 Flag 16:02 End: 16:04

BMCRC - MRO Championships 2019 - Rnd 4 @ Donington Park

DFDS Yamaha Past Masters

RACE 5 - SECTOR ANALYSIS



SECTOR 1 = FL to I1, SECTOR 2 = I1 to FL, DIFF = Difference To Personal Best Lap, P = Crossed Finish Line in Pit Lane, D = Time Disallowed

1 -		29.078	1:26.285	82.57	4.601	15:54:39.582
2 -	53.463	29.061	1:22.524	86.33	0.840	15:56:02.106
3 -	53.090	28.817	1:21.907 (3)	86.98	0.223	15:57:24.013
4 -	53.036	28.648	1:21.684 (1)	87.22		15:58:45.697
5 -	52.873	28.895	1:21.768 (2)	87.13	0.084	16:00:07.465
6 -	53.959	29.201	1:23.160	85.67	1.476	16:01:30.625
7 -	53.226	29.320	1:22.546	86.31	0.862	16:02:53.171

P7 11		Andrew BOWN		Yamaha -		
IDEAL LAP TIME : 1:21.391		BEST LAP TIME : 1:21.487		DIFFERENCE : 0.096		
LAP	SECTOR 1	SECTOR 2	LAP TIME	MPH	DIFF	TIME OF DAY

1 -		29.235	1:27.804	81.14	6.317	15:54:41.101
2 -	52.996	28.684	1:21.680 (2)	87.22	0.193	15:56:02.781
3 -	52.707	28.780	1:21.487 (1)	87.43		15:57:24.268
4 -	53.079	28.773	1:21.852 (3)	87.04	0.365	15:58:46.120
5 -	52.753	29.256	1:22.009	86.87	0.522	16:00:08.129
6 -	53.555	29.268	1:22.823	86.02	1.336	16:01:30.952
7 -	53.170	29.833	1:23.003	85.83	1.516	16:02:53.955

P8 15 C		Billy PERKINS		Yamaha - Bexhill gearboxes		
IDEAL LAP TIME : 1:21.872		BEST LAP TIME : 1:22.108		DIFFERENCE : 0.236		
LAP	SECTOR 1	SECTOR 2	LAP TIME	MPH	DIFF	TIME OF DAY

1 -		29.332	1:28.419	80.57	6.311	15:54:41.716
2 -	53.139	29.000	1:22.139 (2)	86.73	0.031	15:56:03.855
3 -	52.872	29.236	1:22.108 (1)	86.77		15:57:25.963
4 -	53.240	29.527	1:22.767	86.08	0.659	15:58:48.730
5 -	54.199	29.547	1:23.746	85.07	1.638	16:00:12.476
6 -	54.168	29.624	1:23.792	85.02	1.684	16:01:36.268
7 -	53.228	29.352	1:22.580 (3)	86.27	0.472	16:02:58.848

P9 70		Andrew BURSCOUGH		Yamaha - Apollo Tuning		
IDEAL LAP TIME : 1:21.653		BEST LAP TIME : 1:21.653		DIFFERENCE : 0.000		
LAP	SECTOR 1	SECTOR 2	LAP TIME	MPH	DIFF	TIME OF DAY

1 -		29.095	1:27.286	81.62	5.633	15:54:40.583
2 -	52.712	28.941	1:21.653 (1)	87.25		15:56:02.236
3 -	53.692	29.292	1:22.984 (2)	85.85	1.331	15:57:25.220
4 -	53.625	29.593	1:23.218 (3)	85.61	1.565	15:58:48.438
5 -	54.165	29.579	1:23.744	85.07	2.091	16:00:12.182
6 -	54.886	29.518	1:24.404	84.41	2.751	16:01:36.586
7 -	54.715	31.455	1:26.170	82.68	4.517	16:03:02.756

P10 95 C		Simon CLARK		Yamaha - Towan Motors		
IDEAL LAP TIME : 1:22.532		BEST LAP TIME : 1:22.858		DIFFERENCE : 0.326		
LAP	SECTOR 1	SECTOR 2	LAP TIME	MPH	DIFF	TIME OF DAY

1 -		29.429	1:27.184	81.71	4.326	15:54:40.481
2 -	54.073	29.189	1:23.262 (2)	85.56	0.404	15:56:03.743
3 -	53.343	29.515	1:22.858 (1)	85.98		15:57:26.601
4 -	54.545	29.531	1:24.076 (3)	84.74	1.218	15:58:50.677
5 -	53.446	32.386	1:25.832	83.00	2.974	16:00:16.509
6 -	56.890	30.076	1:26.966	81.92	4.108	16:01:43.475
7 -	54.737	30.145	1:24.882	83.93	2.024	16:03:08.357

P11 74		Paul WHITBY		Yamaha - Greybridge Ltd		
IDEAL LAP TIME : 1:23.476		BEST LAP TIME : 1:23.570		DIFFERENCE : 0.094		
LAP	SECTOR 1	SECTOR 2	LAP TIME	MPH	DIFF	TIME OF DAY

1 -		30.263	1:30.284	78.91	6.714	15:54:43.581
2 -	53.981	29.589	1:23.570 (1)	85.25		15:56:07.151
3 -	53.978	29.847	1:23.825	84.99	0.255	15:57:30.976
4 -	54.023	29.622	1:23.645 (2)	85.17	0.075	15:58:54.621

Weather / Track : Cloudy / Dry

Donington Park National
Circuit Length = 1.9790 miles
Start: 15:53 Flag 16:02 End: 16:04

BMCRC - MRO Championships 2019 - Rnd 4 @ Donington Park

DFDS Yamaha Past Masters

RACE 5 - SECTOR ANALYSIS



SECTOR 1 = FL to I1, SECTOR 2 = I1 to FL, DIFF = Difference To Personal Best Lap, P = Crossed Finish Line in Pit Lane, D = Time Disallowed

5 -	53.887	29.788	1:23.675 (3)	85.14	0.105	16:00:18.296
6 -	54.813	29.710	1:24.523	84.29	0.953	16:01:42.819
7 -	55.369	30.224	1:25.593	83.23	2.023	16:03:08.412

P12	22	Rik BALLERINI	Yamaha - SCLS Ltd			
IDEAL LAP TIME : 1:24.938		BEST LAP TIME : 1:25.039	DIFFERENCE : 0.101			
LAP	SECTOR 1	SECTOR 2	LAP TIME	MPH	DIFF	TIME OF DAY
1 -		30.222	1:31.030	78.26	5.991	15:54:44.327
2 -	55.012	30.477	1:25.489	83.33	0.450	15:56:09.816
3 -	55.072	30.283	1:25.355 (3)	83.47	0.316	15:57:35.171
4 -	54.716	30.323	1:25.039 (1)	83.78		15:59:00.210
5 -	55.714	30.295	1:26.009	82.83	0.970	16:00:26.219
6 -	54.895	30.352	1:25.247 (2)	83.57	0.208	16:01:51.466
7 -	55.919	30.425	1:26.344	82.51	1.305	16:03:17.810

P13	83 C	Paul GODBOLD	Yamaha - Hill farm tree services			
IDEAL LAP TIME : 1:24.361		BEST LAP TIME : 1:24.923	DIFFERENCE : 0.562			
LAP	SECTOR 1	SECTOR 2	LAP TIME	MPH	DIFF	TIME OF DAY
1 -		30.117	1:31.319	78.01	6.396	15:54:44.616
2 -	55.248	31.078	1:26.326	82.53	1.403	15:56:10.942
3 -	55.220	29.869	1:25.089 (3)	83.73	0.166	15:57:36.031
4 -	54.674	30.272	1:24.946 (2)	83.87	0.023	15:59:00.977
5 -	55.700	30.477	1:26.177	82.67	1.254	16:00:27.154
6 -	55.236	29.687	1:24.923 (1)	83.89		16:01:52.077
7 -	55.665	30.456	1:26.121	82.72	1.198	16:03:18.198

P14	55	Paul TOLAND	Yamaha -			
IDEAL LAP TIME : 1:24.963		BEST LAP TIME : 1:25.089	DIFFERENCE : 0.126			
LAP	SECTOR 1	SECTOR 2	LAP TIME	MPH	DIFF	TIME OF DAY
1 -		30.668	1:30.557	78.67	5.468	15:54:43.854
2 -	55.382	30.787	1:26.169	82.68	1.080	15:56:10.023
3 -	55.131	30.361	1:25.492 (2)	83.33	0.403	15:57:35.515
4 -	54.849	30.240	1:25.089 (1)	83.73		15:59:00.604
5 -	55.930	30.252	1:26.182	82.66	1.093	16:00:26.786
6 -	55.425	30.114	1:25.539 (3)	83.29	0.450	16:01:52.325
7 -	55.296	31.060	1:26.356	82.50	1.267	16:03:18.681

P15	57 C	Geoff MOOK	Yamaha -			
IDEAL LAP TIME : 1:24.749		BEST LAP TIME : 1:24.909	DIFFERENCE : 0.160			
LAP	SECTOR 1	SECTOR 2	LAP TIME	MPH	DIFF	TIME OF DAY
1 -		30.745	1:32.427	77.08	7.518	15:54:45.724
2 -	55.546	30.392	1:25.938	82.90	1.029	15:56:11.662
3 -	55.757	30.033	1:25.790	83.04	0.881	15:57:37.452
4 -	54.876	30.033	1:24.909 (1)	83.90		15:59:02.361
5 -	55.049	30.555	1:25.604 (3)	83.22	0.695	16:00:27.965
6 -	55.450	29.873	1:25.323 (2)	83.50	0.414	16:01:53.288
7 -	55.483	31.237	1:26.720	82.15	1.811	16:03:20.008

P16	5 C	Max HOUSE	Yamaha -			
IDEAL LAP TIME : 1:24.857		BEST LAP TIME : 1:25.129	DIFFERENCE : 0.272			
LAP	SECTOR 1	SECTOR 2	LAP TIME	MPH	DIFF	TIME OF DAY
1 -		30.721	1:32.097	77.35	6.968	15:54:45.394
2 -	54.883	30.246	1:25.129 (1)	83.69		15:56:10.523
3 -	55.316	30.889	1:26.205	82.64	1.076	15:57:36.728
4 -	54.836	30.313	1:25.149 (2)	83.67	0.020	15:59:01.877
5 -	55.061	30.621	1:25.682 (3)	83.15	0.553	16:00:27.559
6 -	56.383	30.154	1:26.537	82.33	1.408	16:01:54.096
7 -	54.703	31.481	1:26.184	82.66	1.055	16:03:20.280

Weather / Track : Cloudy / Dry

Donington Park National
Circuit Length = 1.9790 miles
Start: 15:53 Flag 16:02 End: 16:04

BMCRC - MRO Championships 2019 - Rnd 4 @ Donington Park

DFDS Yamaha Past Masters

RACE 5 - SECTOR ANALYSIS



SECTOR 1 = FL to I1, SECTOR 2 = I1 to FL, DIFF = Difference To Personal Best Lap, P = Crossed Finish Line in Pit Lane, D = Time Disallowed

P17 27 R		Richard HAYWARD		Yamaha - Gforce Motorcycles		
IDEAL LAP TIME : 1:24.343		BEST LAP TIME : 1:24.586		DIFFERENCE : 0.243		
LAP	SECTOR 1	SECTOR 2	LAP TIME	MPH	DIFF	TIME OF DAY
1 -		30.523	1:32.533	76.99	7.947	15:54:45.830
2 -	54.825	30.689	1:25.514 (3)	83.31	0.928	15:56:11.344
3 -	55.181	30.258	1:25.439 (2)	83.38	0.853	15:57:36.783
4 -	54.541	30.045	1:24.586 (1)	84.22		15:59:01.369
5 -	55.572	31.409	1:26.981	81.91	2.395	16:00:28.350
6 -	55.795	29.802	1:25.597	83.23	1.011	16:01:53.947
7 -	55.546	30.907	1:26.453	82.41	1.867	16:03:20.400

P18 4		Denis HALIL		Yamaha - D & A AUTOS		
IDEAL LAP TIME : 1:24.404		BEST LAP TIME : 1:24.574		DIFFERENCE : 0.170		
LAP	SECTOR 1	SECTOR 2	LAP TIME	MPH	DIFF	TIME OF DAY
1 -		30.114	1:30.618	78.62	6.044	15:54:43.915
2 -	54.919	29.734	1:24.653 (2)	84.16	0.079	15:56:08.568
3 -	54.670	29.904	1:24.574 (1)	84.24		15:57:33.142
4 -	56.230	30.396	1:26.626	82.24	2.052	15:58:59.768
5 -	56.361	30.381	1:26.742	82.13	2.168	16:00:26.510
6 -	56.358	30.072	1:26.430 (3)	82.43	1.856	16:01:52.940
7 -	55.776	32.817	1:28.593	80.41	4.019	16:03:21.533

P19 121		Ben HUNTER		Yamaha -		
IDEAL LAP TIME : 1:26.229		BEST LAP TIME : 1:26.312		DIFFERENCE : 0.083		
LAP	SECTOR 1	SECTOR 2	LAP TIME	MPH	DIFF	TIME OF DAY
1 -		30.494	1:33.115	76.51	6.803	15:54:46.412
2 -	55.736	30.576	1:26.312 (1)	82.54		15:56:12.724
3 -	56.107	30.493	1:26.600 (2)	82.27	0.288	15:57:39.324
4 -	56.232	30.921	1:27.153 (3)	81.74	0.841	15:59:06.477
5 -	56.852	31.058	1:27.910	81.04	1.598	16:00:34.387
6 -	56.738	31.515	1:28.253	80.72	1.941	16:02:02.640
7 -	57.815	31.187	1:29.002	80.05	2.690	16:03:31.642

P20 60 C		Daniel GOUGH		Yamaha - G Force Motorcycles		
IDEAL LAP TIME : 1:27.060		BEST LAP TIME : 1:27.268		DIFFERENCE : 0.208		
LAP	SECTOR 1	SECTOR 2	LAP TIME	MPH	DIFF	TIME OF DAY
1 -		30.847	1:34.003	75.79	6.735	15:54:47.300
2 -	56.548	31.404	1:27.952 (2)	81.00	0.684	15:56:15.252
3 -	57.495	31.230	1:28.725	80.30	1.457	15:57:43.977
4 -	57.312	30.965	1:28.277	80.70	1.009	15:59:12.254
5 -	57.454	30.877	1:28.331	80.65	1.063	16:00:40.585
6 -	57.134	31.104	1:28.238 (3)	80.74	0.970	16:02:08.823
7 -	56.756	30.512	1:27.268 (1)	81.64		16:03:36.091

P21 72 C		Len WHALIN		Yamaha - Prestige shoe & lock, T&B locksmiths. Lashes by Chl		
IDEAL LAP TIME : 1:27.596		BEST LAP TIME : 1:27.596		DIFFERENCE : 0.000		
LAP	SECTOR 1	SECTOR 2	LAP TIME	MPH	DIFF	TIME OF DAY
1 -		31.688	1:37.314	73.21	9.718	15:54:50.611
2 -	56.561	31.035	1:27.596 (1)	81.33		15:56:18.207
3 -	57.248	31.558	1:28.806 (3)	80.22	1.210	15:57:47.013
4 -	56.811	31.894	1:28.705 (2)	80.31	1.109	15:59:15.718
5 -	57.708	31.412	1:29.120	79.94	1.524	16:00:44.838
6 -	56.928	32.356	1:29.284	79.79	1.688	16:02:14.122
7 -	59.434	32.178	1:31.612	77.76	4.016	16:03:45.734

P22 100 R		Sam DRUCE		Yamaha - www.ypmrc.co.uk		
IDEAL LAP TIME : 1:30.230		BEST LAP TIME : 1:30.956		DIFFERENCE : 0.726		
LAP	SECTOR 1	SECTOR 2	LAP TIME	MPH	DIFF	TIME OF DAY

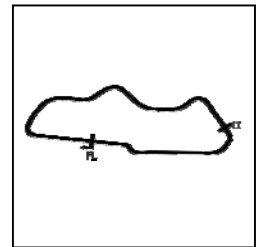
Weather / Track : Cloudy / Dry

Donington Park National
 Circuit Length = 1.9790 miles
 Start: 15:53 Flag 16:02 End: 16:04

BMCRC - MRO Championships 2019 - Rnd 4 @ Donington Park

DFDS Yamaha Past Masters

RACE 5 - SECTOR ANALYSIS



SECTOR 1 = FL to I1, SECTOR 2 = I1 to FL, DIFF = Difference To Personal Best Lap, P = Crossed Finish Line in Pit Lane, D = Time Disallowed

Lap	Time	Best Lap	Diff	MPH	Diff	Time of Day
1 -		32.649		1:39.870	71.33	8.914 15:54:53.167
2 -	1:00.351	33.635		1:33.986	75.80	3.030 15:56:27.153
3 -	59.835	32.350		1:32.185	77.28	1.229 15:57:59.338
4 -	58.713	32.367		1:31.080 (3)	78.22	0.124 15:59:30.418
5 -	58.117	32.876		1:30.993 (2)	78.29	0.037 16:01:01.411
6 -	58.843	32.113		1:30.956 (1)	78.33	16:02:32.367
7 -	1:00.573	32.239		1:32.812	76.76	1.856 16:04:05.179

P23	99 C	Paul FIRTH	Yamaha -
IDEAL LAP TIME :	1:32.005	BEST LAP TIME :	1:32.038
		DIFFERENCE :	0.033

LAP	SECTOR 1	SECTOR 2	LAP TIME	MPH	DIFF	TIME OF DAY
1 -		33.169	1:40.986	70.55	8.948	15:54:54.283
2 -	1:00.635	33.119	1:33.754	75.99	1.716	15:56:28.037
3 -	1:00.353	32.799	1:33.152 (3)	76.48	1.114	15:58:01.189
4 -	1:00.940	32.514	1:33.454	76.23	1.416	15:59:34.643
5 -	59.882	32.891	1:32.773 (2)	76.79	0.735	16:01:07.416
6 -	59.915	32.123	1:32.038 (1)	77.40		16:02:39.454

P24	80 R	David BALL	Yamaha -
IDEAL LAP TIME :	1:31.878	BEST LAP TIME :	1:31.878
		DIFFERENCE :	0.000

LAP	SECTOR 1	SECTOR 2	LAP TIME	MPH	DIFF	TIME OF DAY
1 -		33.285	1:39.186	71.83	7.308	15:54:52.483
2 -	1:01.219	33.075	1:34.294	75.55	2.416	15:56:26.777
3 -	1:00.758	33.050	1:33.808 (3)	75.94	1.930	15:58:00.585
4 -	1:01.147	33.218	1:34.365	75.50	2.487	15:59:34.950
5 -	1:00.459	33.034	1:33.493 (2)	76.20	1.615	16:01:08.443
6 -	59.458	32.420	1:31.878 (1)	77.54		16:02:40.321

P25	78	Gary BUTTON	Yamaha -
IDEAL LAP TIME :	1:32.470	BEST LAP TIME :	1:32.716
		DIFFERENCE :	0.246

LAP	SECTOR 1	SECTOR 2	LAP TIME	MPH	DIFF	TIME OF DAY
1 -		32.655	1:44.030	68.48	11.314	15:54:57.327
2 -	1:00.488	32.610	1:33.098 (3)	76.52	0.382	15:56:30.425
3 -	1:00.052	32.664	1:32.716 (1)	76.84		15:58:03.141
4 -	1:01.138	33.188	1:34.326	75.53	1.610	15:59:37.467
5 -	1:00.491	33.270	1:33.761	75.98	1.045	16:01:11.228
6 -	1:00.453	32.418	1:32.871 (2)	76.71	0.155	16:02:44.099

P26	87	Denise BUTTON	Yamaha -
IDEAL LAP TIME :	1:32.944	BEST LAP TIME :	1:33.023
		DIFFERENCE :	0.079

LAP	SECTOR 1	SECTOR 2	LAP TIME	MPH	DIFF	TIME OF DAY
1 -		33.174	1:42.966	69.19	9.943	15:54:56.263
2 -	1:00.991	33.942	1:34.933	75.04	1.910	15:56:31.196
3 -	1:00.751	32.897	1:33.648	76.07	0.625	15:58:04.844
4 -	1:00.454	32.569	1:33.023 (1)	76.59		15:59:37.867
5 -	1:00.520	33.012	1:33.532 (3)	76.17	0.509	16:01:11.399
6 -	1:00.686	32.490	1:33.176 (2)	76.46	0.153	16:02:44.575

P27	46 C	Kevin MARSHALL	Yamaha -
IDEAL LAP TIME :	1:31.602	BEST LAP TIME :	1:32.196
		DIFFERENCE :	0.594

LAP	SECTOR 1	SECTOR 2	LAP TIME	MPH	DIFF	TIME OF DAY
1 -		33.269	1:44.976	67.86	12.780	15:54:58.273
2 -	1:01.131	33.656	1:34.787	75.16	2.591	15:56:33.060
3 -	1:02.036	32.331	1:34.367	75.49	2.171	15:58:07.427
4 -	59.314	32.882	1:32.196 (1)	77.27		15:59:39.623
5 -	59.568	32.700	1:32.268 (2)	77.21	0.072	16:01:11.891
6 -	1:00.715	32.288	1:33.003 (3)	76.60	0.807	16:02:44.894

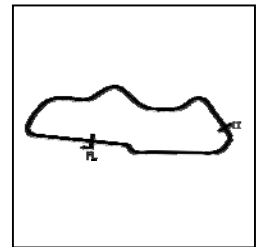
Weather / Track : Cloudy / Dry

Donington Park National
 Circuit Length = 1.9790 miles
 Start: 15:53 Flag 16:02 End: 16:04

BMCRC - MRO Championships 2019 - Rnd 4 @ Donington Park

DFDS Yamaha Past Masters

RACE 5 - SECTOR ANALYSIS



SECTOR 1 = FL to I1, SECTOR 2 = I1 to FL, DIFF = Difference To Personal Best Lap, P = Crossed Finish Line in Pit Lane, D = Time Disallowed

P28 66 C		Neil ZWARTOUW		Yamaha - Please sponsor me!?		
IDEAL LAP TIME : 1:32.824		BEST LAP TIME : 1:32.824		DIFFERENCE : 0.000		
LAP	SECTOR 1	SECTOR 2	LAP TIME	MPH	DIFF	TIME OF DAY
1 -		32.799	1:41.617	70.11	8.793	15:54:54.914
2 -	1:01.263	34.834	1:36.097	74.14	3.273	15:56:31.011
3 -	1:01.935	32.815	1:34.750	75.19	1.926	15:58:05.761
4 -	1:00.740	32.782	1:33.522 (3)	76.18	0.698	15:59:39.283
5 -	1:00.779	32.329	1:33.108 (2)	76.52	0.284	16:01:12.391
6 -	1:00.503	32.321	1:32.824 (1)	76.75		16:02:45.215

P29 69 C		Mark ELLERAY		Yamaha - Abbot Solutions Ltd		
IDEAL LAP TIME : 1:32.723		BEST LAP TIME : 1:33.236		DIFFERENCE : 0.513		
LAP	SECTOR 1	SECTOR 2	LAP TIME	MPH	DIFF	TIME OF DAY
1 -		34.078	1:42.462	69.53	9.226	15:54:55.759
2 -	1:00.618	35.208	1:35.826	74.34	2.590	15:56:31.585
3 -	1:00.926	33.077	1:34.003 (3)	75.79	0.767	15:58:05.588
4 -	1:00.108	33.128	1:33.236 (1)	76.41		15:59:38.824
5 -	59.877	34.393	1:34.270	75.57	1.034	16:01:13.094
6 -	1:00.413	32.846	1:33.259 (2)	76.39	0.023	16:02:46.353

P30 59 C		Neil HESMAN		Yamaha - Farkham Hall		
IDEAL LAP TIME : 1:34.751		BEST LAP TIME : 1:35.092		DIFFERENCE : 0.341		
LAP	SECTOR 1	SECTOR 2	LAP TIME	MPH	DIFF	TIME OF DAY
1 -		33.153	1:43.670	68.72	8.578	15:54:56.967
2 -	1:02.237	32.955	1:35.192 (2)	74.84	0.100	15:56:32.159
3 -	1:02.578	32.514	1:35.092 (1)	74.92		15:58:07.251
4 -	1:02.269	33.344	1:35.613 (3)	74.51	0.521	15:59:42.864
5 -	1:03.699	33.139	1:36.838	73.57	1.746	16:01:19.702
6 -	1:03.688	33.184	1:36.872	73.54	1.780	16:02:56.574

P31 67 C		Mark BAILEY		Yamaha - Gforce motorcycles		
IDEAL LAP TIME : 1:38.563		BEST LAP TIME : 1:39.098		DIFFERENCE : 0.535		
LAP	SECTOR 1	SECTOR 2	LAP TIME	MPH	DIFF	TIME OF DAY
1 -		35.680	1:47.484	66.28	8.386	15:55:00.781
2 -	1:04.075	35.023	1:39.098 (1)	71.89		15:56:39.879
3 -	1:04.893	35.391	1:40.284	71.04	1.186	15:58:20.163
4 -	1:04.278	35.539	1:39.817 (3)	71.37	0.719	15:59:59.980
5 -	1:05.660	34.488	1:40.148	71.14	1.050	16:01:40.128
6 -	1:04.454	35.258	1:39.712 (2)	71.45	0.614	16:03:19.840

P32 32 R		Lorraine ANSON		Yamaha - Wallis & Whalin Racing		
IDEAL LAP TIME : 1:38.708		BEST LAP TIME : 1:38.888		DIFFERENCE : 0.180		
LAP	SECTOR 1	SECTOR 2	LAP TIME	MPH	DIFF	TIME OF DAY
1 -		35.816	1:48.265	65.80	9.377	15:55:01.562
2 -	1:04.313	34.575	1:38.888 (1)	72.04		15:56:40.450
3 -	1:05.169	34.867	1:40.036 (3)	71.22	1.148	15:58:20.486
4 -	1:05.064	34.709	1:39.773 (2)	71.40	0.885	16:00:00.259
5 -	1:05.974	34.395	1:40.369	70.98	1.481	16:01:40.628
6 -	1:04.742	35.612	1:40.354	70.99	1.466	16:03:20.982

P33 33 R		Kieran LEWIS		Yamaha - Controls For Doors Ltd/ G Force Motorcycles		
IDEAL LAP TIME : 1:40.556		BEST LAP TIME : 1:41.066		DIFFERENCE : 0.510		
LAP	SECTOR 1	SECTOR 2	LAP TIME	MPH	DIFF	TIME OF DAY
1 -		35.714	1:51.508	63.89	10.442	15:55:04.805
2 -	1:06.039	35.832	1:41.871	69.93	0.805	15:56:46.676
3 -	1:06.684	36.076	1:42.760	69.33	1.694	15:58:29.436
4 -	1:06.462	34.821	1:41.283 (2)	70.34	0.217	16:00:10.719
5 -	1:05.735	35.331	1:41.066 (1)	70.49		16:01:51.785

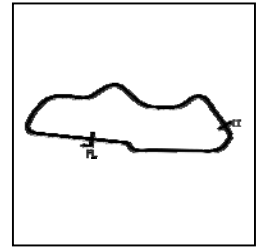
Weather / Track : Cloudy / Dry

Donington Park National
Circuit Length = 1.9790 miles
Start: 15:53 Flag 16:02 End: 16:04

BMCRC - MRO Championships 2019 - Rnd 4 @ Donington Park

DFDS Yamaha Past Masters

RACE 5 - SECTOR ANALYSIS



SECTOR 1 = FL to I1, SECTOR 2 = I1 to FL, DIFF = Difference To Personal Best Lap, P = Crossed Finish Line in Pit Lane, D = Time Disallowed

6 - 1:06.000 35.594 1:41.594 (3) 70.12 0.528 16:03:33.379

P34 125		Ben MILES		Yamaha - Allspeed		
IDEAL LAP TIME : 1:19.164		BEST LAP TIME : 1:19.164		DIFFERENCE : 0.000		
LAP	SECTOR 1	SECTOR 2	LAP TIME	MPH	DIFF	TIME OF DAY
1 -		28.538	1:24.082	84.73	4.918	15:54:37.379
2 -	51.622	28.841	1:20.463	88.54	1.299	15:55:57.842
3 -	51.540	28.539	1:20.079 (3)	88.97	0.915	15:57:17.921
4 -	51.426	28.290	1:19.716 (2)	89.37	0.552	15:58:37.637
5 -	51.476	29.069	1:20.545	88.45	1.381	15:59:58.182
6 -	50.878	28.286	1:19.164 (1)	89.99		16:01:17.346

P35 6		Matt BARBER		Yamaha -		
IDEAL LAP TIME :		BEST LAP TIME :		DIFFERENCE :		
LAP	SECTOR 1	SECTOR 2	LAP TIME	MPH	DIFF	TIME OF DAY
1 -		IN PIT	2:46.619 P	42.76		15:55:59.916

BMCRC - MRO Championships 2019 - Rnd 4 @ Donington Park

DFDS Yamaha Past Masters

RACE 5 - BEST SECTORS

SECTOR 1			SECTOR 2			IDEAL / BEST COMPARISON						
POS	NO	NAME	TIME	NO	NAME	TIME	POS	NO	NAME	IDEAL	BEST	DIFF
									PERFECT LAP	1:19.115		
1	125	MILES	50.878	24	CARSON	28.237	1	125	MILES	1:19.164	1:19.164	0.000
2	13	EDMONDSON	51.132	125	MILES	28.286	2	13	EDMONDSON	1:19.451	1:19.572	0.121
3	7	MOORE	52.103	13	EDMONDSON	28.319	3	7	MOORE	1:20.591	1:20.933	0.342
4	19	BRANTON	52.224	101	DAVIES	28.446	4	24	CARSON	1:20.669	1:20.916	0.247
5	101	DAVIES	52.383	7	MOORE	28.488	5	19	BRANTON	1:20.744	1:20.767	0.023
6	24	CARSON	52.432	19	BRANTON	28.520	6	101	DAVIES	1:20.829	1:20.844	0.015
7	11	BOWN	52.707	40	BEACOCK	28.648	7	11	BOWN	1:21.391	1:21.487	0.096
8	70	BURSCOUGH	52.712	11	BOWN	28.684	8	40	BEACOCK	1:21.521	1:21.684	0.163
9	15	PERKINS	52.872	70	BURSCOUGH	28.941	9	70	BURSCOUGH	1:21.653	1:21.653	0.000
10	40	BEACOCK	52.873	15	PERKINS	29.000	10	15	PERKINS	1:21.872	1:22.108	0.236
11	95	CLARK	53.343	95	CLARK	29.189	11	95	CLARK	1:22.532	1:22.858	0.326
12	74	WHITBY	53.887	74	WHITBY	29.589	12	74	WHITBY	1:23.476	1:23.570	0.094
13	27	HAYWARD	54.541	83	GODBOLD	29.687	13	27	HAYWARD	1:24.343	1:24.586	0.243
14	4	HALIL	54.670	4	HALIL	29.734	14	83	GODBOLD	1:24.361	1:24.923	0.562
15	83	GODBOLD	54.674	27	HAYWARD	29.802	15	4	HALIL	1:24.404	1:24.574	0.170
16	5	HOUSE	54.703	57	MOOK	29.873	16	57	MOOK	1:24.749	1:24.909	0.160
17	22	BALLERINI	54.716	55	TOLAND	30.114	17	5	HOUSE	1:24.857	1:25.129	0.272
18	55	TOLAND	54.849	5	HOUSE	30.154	18	22	BALLERINI	1:24.938	1:25.039	0.101
19	57	MOOK	54.876	22	BALLERINI	30.222	19	55	TOLAND	1:24.963	1:25.089	0.126
20	121	HUNTER	55.736	121	HUNTER	30.493	20	121	HUNTER	1:26.229	1:26.312	0.083
21	60	GOUGH	56.548	60	GOUGH	30.512	21	60	GOUGH	1:27.060	1:27.268	0.208
22	72	WHALIN	56.561	72	WHALIN	31.035	22	72	WHALIN	1:27.596	1:27.596	0.000
23	100	DRUCE	58.117	100	DRUCE	32.113	23	100	DRUCE	1:30.230	1:30.956	0.726
24	46	MARSHALL	59.314	99	FIRTH	32.123	24	46	MARSHALL	1:31.602	1:32.196	0.594
25	80	BALL	59.458	46	MARSHALL	32.288	25	80	BALL	1:31.878	1:31.878	0.000
26	69	ELLERAY	59.877	66	ZWARTOUW	32.321	26	99	FIRTH	1:32.005	1:32.038	0.033
27	99	FIRTH	59.882	78	BUTTON	32.418	27	78	BUTTON	1:32.470	1:32.716	0.246
28	78	BUTTON	1:00.052	80	BALL	32.420	28	69	ELLERAY	1:32.723	1:33.236	0.513
29	87	BUTTON	1:00.454	87	BUTTON	32.490	29	66	ZWARTOUW	1:32.824	1:32.824	0.000
30	66	ZWARTOUW	1:00.503	59	HESMAN	32.514	30	87	BUTTON	1:32.944	1:33.023	0.079
31	59	HESMAN	1:02.237	69	ELLERAY	32.846	31	59	HESMAN	1:34.751	1:35.092	0.341
32	67	BAILEY	1:04.075	32	ANSON	34.395	32	67	BAILEY	1:38.563	1:39.098	0.535
33	32	ANSON	1:04.313	67	BAILEY	34.488	33	32	ANSON	1:38.708	1:38.888	0.180
34	33	LEWIS	1:05.735	33	LEWIS	34.821	34	33	LEWIS	1:40.556	1:41.066	0.510
35							35	6	BARBER			

Weather / Track : Cloudy / Dry

Results can be found at www.tsl-timing.com

Donington Park National
 Circuit Length = 1.9790 miles
 Start: 15:53 Flag 16:02 End: 16:04

Printed - 16:21 Saturday, 18 May 2019

BMCRC - MRO Championships 2019 - Rnd 4 @ Donington Park
DFDS Yamaha Past Masters
RACE 4 - GRID (10 Laps)

ROW 13	1		1		37	23 Zak PERRIN	
ROW 12	36	3 Connor BEHAN	35	6 Matt BARBER	34	33 Kieran LEWIS 1:41.066	
ROW 11		33	67 Mark BAILEY 1:39.098	32	32 Lorraine ANSON 1:38.888	31	59 Neil HESMAN 1:35.092
ROW 10	30	69 Mark ELLERAY 1:33.236	29	87 Denise BUTTON 1:33.023	28	66 Neil ZWARTOUW 1:32.824	
ROW 9		27	78 Gary BUTTON 1:32.716	26	46 Kevin MARSHALL 1:32.196	25	99 Paul FIRTH 1:32.038
ROW 8	24	80 David BALL 1:31.878	23	100 Sam DRUCE 1:30.956	22	72 Len WHALIN 1:27.596	
ROW 7		21	60 Daniel GOUGH 1:27.268	20	121 Ben HUNTER 1:26.312	19	5 Max HOUSE 1:25.129
ROW 6	18	55 Paul TOLAND 1:25.089	17	22 Rik BALLERINI 1:25.039	16	83 Paul GOBOLD 1:24.923	
ROW 5		15	57 Geoff MOOK 1:24.909	14	27 Richard HAYWARD 1:24.586	13	4 Denis HALIL 1:24.574
ROW 4	12	74 Paul WHITBY 1:23.570	11	95 Simon CLARK 1:22.858	10	15 Billy PERKINS 1:22.108	
ROW 3		9	40 Douglas BEACOCK 1:21.684	8	70 Andrew BURSCOUGH 1:21.653	7	11 Andrew BOWN 1:21.487
ROW 2	6	7 Peter MOORE 1:20.933	5	24 Scott CARSON 1:20.916	4	101 Andrew DAVIES 1:20.844	
ROW 1		3	19 Peter BRANTON 1:20.767	2	13 Doug EDMONDSON 1:19.572	1	125 Ben MILES 1:19.164

Pole

Donington Park National
Circuit Length = 1.9790 miles

These results are provisional until the conclusion of any judicial and technical matters.

Clerk Of Course :	Timekeeper :
-------------------	--------------

Results can be found at www.tsl-timing.com

Printed - 16:23 Saturday, 18 May 2019



BMCRC - MRO Championships 2019 - Rnd 4 @ Donington Park

DFDS Yamaha Past Masters

RACE 4 - CLASSIFICATION

POS	NO	CL	PIC NAME	ENTRY	LAPS	TIME	GAP	DIFF	MPH	BEST	ON
1	13		Doug EDMONDSON	Yamaha - Martin Johnson Exhausts	10	13:24.639			88.37	1:19.422	7
2	24		Scott CARSON	Yamaha - Brian Grays Powerbiking, J K Flooring Co	10	13:30.438	5.799	5.799	87.74	1:19.859	7
3	125		Ben MILES	Yamaha - Allspeed	10	13:30.573	5.934	0.135	87.72	1:19.851	4
4	19		Peter BRANTON	Yamaha -	10	13:38.420	13.781	7.847	86.88	1:20.765	4
5	101		Andrew DAVIES	Yamaha - GIBSON EXHAUSTS	10	13:41.903	17.264	3.483	86.51	1:20.674	2
6	15	C	Billy PERKINS	Yamaha - Bexhill gearboxes	10	13:41.988	17.349	0.085	86.50	1:21.037	10
7	40	C	Douglas BEACOCK	Yamaha -	10	13:42.310	17.671	0.322	86.47	1:20.911	2
8	11		Andrew BOWN	Yamaha -	10	13:56.766	32.127	14.456	84.98	1:21.698	3
9	70		Andrew BURSCOUGH	Yamaha - Apollo Tuning	10	14:00.435	35.796	3.669	84.61	1:22.854	9
10	74		Paul WHITBY	Yamaha - Greybridge Ltd	10	14:01.727	37.088	1.292	84.48	1:22.549	3
11	83	C	Paul GODBOLD	Yamaha - Hill farm tree services	10	14:06.020	41.381	4.293	84.05	1:22.804	10
12	57	C	Geoff MOOK	Yamaha -	10	14:06.482	41.843	0.462	84.00	1:22.414	9
13	5	C	Max HOUSE	Yamaha -	10	14:08.774	44.135	2.292	83.77	1:22.788	9
14	95	C	Simon CLARK	Yamaha - Towan Motors	10	14:09.000	44.361	0.226	83.75	1:22.961	8
15	55		Paul TOLAND	Yamaha -	10	14:10.282	45.643	1.282	83.63	1:23.503	9
16	4		Denis HALIL	Yamaha - D & A AUTOS	10	14:10.465	45.826	0.183	83.61	1:23.726	7
17	27	R	Richard HAYWARD	Yamaha - Gforce Motorcycles	10	14:10.699	46.060	0.234	83.58	1:23.671	10
18	60	C	Daniel GOUGH	Yamaha - G Force Motorcycles	10	14:44.484	1:19.845	33.785	80.39	1:26.940	2
19	72	C	Len WHALIN	Yamaha - Prestige shoe & lock, T&B locksmiths. Le	9	13:36.905	1 Lap	1 Lap	78.32	1:27.181	2
20	80	R	David BALL	Yamaha -	9	13:41.535	1 Lap	4.630	77.88	1:29.352	9
21	46	C	Kevin MARSHALL	Yamaha -	9	13:41.808	1 Lap	0.273	77.85	1:29.159	9
22	99	C	Paul FIRTH	Yamaha -	9	13:54.200	1 Lap	12.392	76.70	1:29.532	9
23	66	C	Neil ZWARTOUW	Yamaha - Please sponsor me!?	9	13:56.228	1 Lap	2.028	76.51	1:31.148	9
24	78		Gary BUTTON	Yamaha -	9	13:56.881	1 Lap	0.653	76.45	1:31.145	2
25	87		Denise BUTTON	Yamaha -	9	14:03.548	1 Lap	6.667	75.85	1:31.226	9
26	69	C	Mark ELLERAY	Yamaha - Abbot Solutions Ltd	9	14:07.744	1 Lap	4.196	75.47	1:32.067	8
27	67	C	Mark BAILEY	Yamaha - Gforce motorcycles	9	14:56.570	1 Lap	48.826	71.36	1:36.248	2
28	32	R	Lorraine ANSON	Yamaha - Wallis & Whalin Racing	9	14:57.193	1 Lap	0.623	71.31	1:36.203	2
29	33	R	Kieran LEWIS	Yamaha - Controls For Doors Ltd/ G Force Motorcy	8	13:36.579	2 Laps	1 Lap	69.63	1:39.234	7

NOT CLASSIFIED

DNF	100	R	Sam DRUCE	Yamaha - www.ypmrc.co.uk	7	10:55.300	3 Laps	1 Lap	75.89	1:29.570	6
DNF	6		Matt BARBER	Yamaha -	3	4:10.368	7 Laps	4 Laps	84.82	1:19.985	3
DNF	23	C	Zak PERRIN	Yamaha -	3	5:13.871	7 Laps	1:03.503	67.66	1:42.093	3
DNF	7		Peter MOORE	Yamaha - Station Garage , Isle of Man	2	2:45.829	8 Laps	1 Lap	85.10	1:19.985	2
DNF	59	C	Neil HESMAN	Yamaha - Farkham Hall	0						

FASTEST LAP

13			Doug EDMONDSON	Yamaha - Martin Johnson Exhausts	7	1:19.422		89.70 mph	144.36 kph		
40	C		Douglas BEACOCK	Yamaha -	2	1:20.911		88.05 mph	141.71 kph		
27	R		Richard HAYWARD	Yamaha - Gforce Motorcycles	10	1:23.671		85.15 mph	137.03 kph		

Class - 92.5% of Race Speed = 81.74 mph
 Class C - 92.5% of Race Speed = 80.01 mph
 Class R - 92.5% of Race Speed = 77.31 mph

Donington Park National
 Circuit Length = 1.9790 miles
 Start: 10:21 Flag 10:34 End: 10:36

Weather / Track : Bright / Dry

These results are provisional until the conclusion of any judicial and technical matters.

Clerk Of Course :	Timekeeper :
-------------------	--------------

Results can be found at www.tsl-timing.com

Printed - 10:37 Sunday, 19 May 2019



BMCRC - MRO Championships 2019 - Rnd 4 @ Donington Park

DFDS Yamaha Past Masters

RACE 4 - LAP CHART

67	1 Lap	1:37.305
32	1 Lap	1:37.389

BMCRC - MRO Championships 2019 - Rnd 4 @ Donington Park

DFDS Yamaha Past Masters

RACE 4 - SECTOR ANALYSIS



SECTOR 1 = FL to I1, SECTOR 2 = I1 to FL, DIFF = Difference To Personal Best Lap, P = Crossed Finish Line in Pit Lane, D = Time Disallowed

P1 13		Doug EDMONDSON		Yamaha - Martin Johnson Exhausts		
IDEAL LAP TIME : 1:19.369		BEST LAP TIME : 1:19.422		DIFFERENCE : 0.053		
LAP	SECTOR 1	SECTOR 2	LAP TIME	MPH	DIFF	TIME OF DAY
1 -		28.525	1:24.333	84.48	4.911	10:22:56.091
2 -	52.460	28.132	1:20.592	88.40	1.170	10:24:16.683
3 -	51.938	28.204	1:20.142	88.90	0.720	10:25:36.825
4 -	51.633	28.057	1:19.690 (2)	89.40	0.268	10:26:56.515
5 -	51.958	28.064	1:20.022	89.03	0.600	10:28:16.537
6 -	51.536	28.195	1:19.731 (3)	89.35	0.309	10:29:36.268
7 -	51.312	28.110	1:19.422 (1)	89.70		10:30:55.690
8 -	51.943	28.374	1:20.317	88.70	0.895	10:32:16.007
9 -	52.023	28.077	1:20.100	88.94	0.678	10:33:36.107
10 -	51.740	28.550	1:20.290	88.73	0.868	10:34:56.397

P2 24		Scott CARSON		Yamaha - Brian Grays Powerbiking,J K Flooring Contractors		
IDEAL LAP TIME : 1:19.541		BEST LAP TIME : 1:19.859		DIFFERENCE : 0.318		
LAP	SECTOR 1	SECTOR 2	LAP TIME	MPH	DIFF	TIME OF DAY
1 -		28.493	1:25.164	83.65	5.305	10:22:56.922
2 -	51.954	28.345	1:20.299	88.72	0.440	10:24:17.221
3 -	52.051	28.132	1:20.183 (3)	88.85	0.324	10:25:37.404
4 -	51.894	28.158	1:20.052 (2)	89.00	0.193	10:26:57.456
5 -	52.912	28.396	1:21.308	87.62	1.449	10:28:18.764
6 -	52.192	28.173	1:20.365	88.65	0.506	10:29:39.129
7 -	51.409	28.450	1:19.859 (1)	89.21		10:30:58.988
8 -	52.670	29.230	1:21.900	86.99	2.041	10:32:20.888
9 -	52.547	28.501	1:21.048	87.90	1.189	10:33:41.936
10 -	51.966	28.294	1:20.260	88.76	0.401	10:35:02.196

P3 125		Ben MILES		Yamaha - Allspeed		
IDEAL LAP TIME : 1:19.749		BEST LAP TIME : 1:19.851		DIFFERENCE : 0.102		
LAP	SECTOR 1	SECTOR 2	LAP TIME	MPH	DIFF	TIME OF DAY
1 -		28.479	1:24.718	84.09	4.867	10:22:56.476
2 -	51.931	28.560	1:20.491	88.51	0.640	10:24:16.967
3 -	52.081	28.186	1:20.267 (2)	88.76	0.416	10:25:37.234
4 -	51.713	28.138	1:19.851 (1)	89.22		10:26:57.085
5 -	52.748	28.221	1:20.969	87.99	1.118	10:28:18.054
6 -	52.354	28.292	1:20.646	88.34	0.795	10:29:38.700
7 -	51.611	28.743	1:20.354 (3)	88.66	0.503	10:30:59.054
8 -	52.275	29.472	1:21.747	87.15	1.896	10:32:20.801
9 -	52.397	28.536	1:20.933	88.03	1.082	10:33:41.734
10 -	52.403	28.194	1:20.597	88.39	0.746	10:35:02.331

P4 19		Peter BRANTON		Yamaha -		
IDEAL LAP TIME : 1:20.351		BEST LAP TIME : 1:20.765		DIFFERENCE : 0.414		
LAP	SECTOR 1	SECTOR 2	LAP TIME	MPH	DIFF	TIME OF DAY
1 -		28.239	1:25.145	83.67	4.380	10:22:56.903
2 -	52.862	28.068	1:20.930 (2)	88.03	0.165	10:24:17.833
3 -	52.625	28.416	1:21.041 (3)	87.91	0.276	10:25:38.874
4 -	52.283	28.482	1:20.765 (1)	88.21		10:26:59.639
5 -	52.813	28.550	1:21.363	87.56	0.598	10:28:21.002
6 -	53.850	28.659	1:22.509	86.34	1.744	10:29:43.511
7 -	53.165	28.995	1:22.160	86.71	1.395	10:31:05.671
8 -	52.831	28.827	1:21.658	87.24	0.893	10:32:27.329
9 -	53.173	28.547	1:21.720	87.18	0.955	10:33:49.049
10 -	52.513	28.616	1:21.129	87.81	0.364	10:35:10.178

P5 101		Andrew DAVIES		Yamaha - GIBSON EXHAUSTS		
IDEAL LAP TIME : 1:20.674		BEST LAP TIME : 1:20.674		DIFFERENCE : 0.000		
LAP	SECTOR 1	SECTOR 2	LAP TIME	MPH	DIFF	TIME OF DAY
1 -						
2 -						
3 -						
4 -						
5 -						
6 -						
7 -						
8 -						
9 -						
10 -						

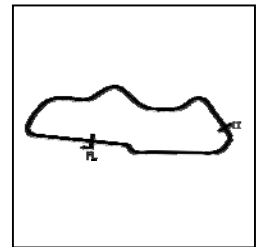
Weather / Track : Bright / Dry

Donington Park National
 Circuit Length = 1.9790 miles
 Start: 10:21 Flag 10:34 End: 10:36

BMCRC - MRO Championships 2019 - Rnd 4 @ Donington Park

DFDS Yamaha Past Masters

RACE 4 - SECTOR ANALYSIS



SECTOR 1 = FL to I1, SECTOR 2 = I1 to FL, DIFF = Difference To Personal Best Lap, P = Crossed Finish Line in Pit Lane, D = Time Disallowed

Lap	Time	Diff	MPH	Time of Day
1 -	28.622		1:26.388 82.47	5.714 10:22:58.146
2 -	52.450	28.224	1:20.674 (1) 88.31	10:24:18.820
3 -	52.804	28.404	1:21.208 (2) 87.73	0.534 10:25:40.028
4 -	53.410	28.577	1:21.987 86.89	1.313 10:27:02.015
5 -	53.069	29.189	1:22.258 86.61	1.584 10:28:24.273
6 -	53.335	28.905	1:22.240 86.63	1.566 10:29:46.513
7 -	52.863	28.533	1:21.396 (3) 87.53	0.722 10:31:07.909
8 -	53.315	28.673	1:21.988 86.89	1.314 10:32:29.897
9 -	53.373	28.889	1:22.262 86.60	1.588 10:33:52.159
10 -	53.046	28.456	1:21.502 87.41	0.828 10:35:13.661

P6 15 C Billy PERKINS			Yamaha - Bexhill gearboxes			
IDEAL LAP TIME : 1:20.648		BEST LAP TIME : 1:21.037		DIFFERENCE : 0.389		
LAP	SECTOR 1	SECTOR 2	LAP TIME	MPH	DIFF	TIME OF DAY
1 -		28.815	1:27.995	80.96	6.958	10:22:59.753
2 -	52.806	28.552	1:21.358	87.57	0.321	10:24:21.111
3 -	52.630	28.625	1:21.255 (2)	87.68	0.218	10:25:42.366
4 -	52.790	28.965	1:21.755	87.14	0.718	10:27:04.121
5 -	52.243	29.192	1:21.435	87.48	0.398	10:28:25.556
6 -	52.783	29.038	1:21.821	87.07	0.784	10:29:47.377
7 -	52.596	28.688	1:21.284 (3)	87.65	0.247	10:31:08.661
8 -	52.856	29.536	1:22.392	86.47	1.355	10:32:31.053
9 -	52.966	28.690	1:21.656	87.25	0.619	10:33:52.709
10 -	52.632	28.405	1:21.037 (1)	87.91		10:35:13.746

P7 40 C Douglas BEACOCK			Yamaha -			
IDEAL LAP TIME : 1:20.905		BEST LAP TIME : 1:20.911		DIFFERENCE : 0.006		
LAP	SECTOR 1	SECTOR 2	LAP TIME	MPH	DIFF	TIME OF DAY
1 -		28.663	1:26.554	82.31	5.643	10:22:58.312
2 -	52.568	28.343	1:20.911 (1)	88.05		10:24:19.223
3 -	52.562	28.511	1:21.073 (2)	87.87	0.162	10:25:40.296
4 -	53.211	28.746	1:21.957	86.93	1.046	10:27:02.253
5 -	53.084	28.879	1:21.963	86.92	1.052	10:28:24.216
6 -	53.675	28.852	1:22.527	86.33	1.616	10:29:46.743
7 -	52.870	28.721	1:21.591 (3)	87.32	0.680	10:31:08.334
8 -	52.780	29.024	1:21.804	87.09	0.893	10:32:30.138
9 -	53.554	28.549	1:22.103	86.77	1.192	10:33:52.241
10 -	52.846	28.981	1:21.827	87.06	0.916	10:35:14.068

P8 11 Andrew BOWN			Yamaha -			
IDEAL LAP TIME : 1:21.698		BEST LAP TIME : 1:21.698		DIFFERENCE : 0.000		
LAP	SECTOR 1	SECTOR 2	LAP TIME	MPH	DIFF	TIME OF DAY
1 -		28.876	1:27.817	81.13	6.119	10:22:59.575
2 -	54.025	28.895	1:22.920 (3)	85.92	1.222	10:24:22.495
3 -	52.936	28.762	1:21.698 (1)	87.20		10:25:44.193
4 -	53.542	29.055	1:22.597 (2)	86.25	0.899	10:27:06.790
5 -	53.866	29.193	1:23.059	85.77	1.361	10:28:29.849
6 -	54.402	29.496	1:23.898	84.92	2.200	10:29:53.747
7 -	53.715	29.287	1:23.002	85.83	1.304	10:31:16.749
8 -	53.892	29.133	1:23.025	85.81	1.327	10:32:39.774
9 -	53.902	30.207	1:24.109	84.70	2.411	10:34:03.883
10 -	54.707	29.934	1:24.641	84.17	2.943	10:35:28.524

P9 70 Andrew BURSCOUGH			Yamaha - Apollo Tuning			
IDEAL LAP TIME : 1:22.658		BEST LAP TIME : 1:22.854		DIFFERENCE : 0.196		
LAP	SECTOR 1	SECTOR 2	LAP TIME	MPH	DIFF	TIME OF DAY
1 -		28.790	1:27.468	81.45	4.614	10:22:59.226
2 -	54.899	28.643	1:23.542	85.28	0.688	10:24:22.768
3 -	54.144	28.952	1:23.096 (3)	85.73	0.242	10:25:45.864
4 -	54.411	29.457	1:23.868	84.95	1.014	10:27:09.732

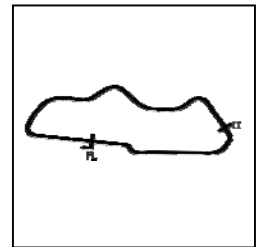
Weather / Track : Bright / Dry

Donington Park National
Circuit Length = 1.9790 miles
Start: 10:21 Flag 10:34 End: 10:36

BMCRC - MRO Championships 2019 - Rnd 4 @ Donington Park

DFDS Yamaha Past Masters

RACE 4 - SECTOR ANALYSIS



SECTOR 1 = FL to I1, SECTOR 2 = I1 to FL, DIFF = Difference To Personal Best Lap, P = Crossed Finish Line in Pit Lane, D = Time Disallowed

5 -	55.477	29.279	1:24.756	84.06	1.902	10:28:34.488
6 -	54.140	29.764	1:23.904	84.91	1.050	10:29:58.392
7 -	54.898	29.468	1:24.366	84.44	1.512	10:31:22.758
8 -	54.489	29.068	1:23.557	85.26	0.703	10:32:46.315
9 -	54.128	28.726	1:22.854 (1)	85.99		10:34:09.169
10 -	54.015	29.009	1:23.024 (2)	85.81	0.170	10:35:32.193

P10 74	Paul WHITBY	Yamaha - Greybridge Ltd
IDEAL LAP TIME : 1:22.389	BEST LAP TIME : 1:22.549	DIFFERENCE : 0.160

LAP	SECTOR 1	SECTOR 2	LAP TIME	MPH	DIFF	TIME OF DAY
1 -		29.163	1:28.774	80.25	6.225	10:23:00.532
2 -	54.153	29.048	1:23.201 (2)	85.63	0.652	10:24:23.733
3 -	53.463	29.086	1:22.549 (1)	86.30		10:25:46.282
4 -	54.265	29.632	1:23.897	84.92	1.348	10:27:10.179
5 -	54.684	29.732	1:24.416	84.39	1.867	10:28:34.595
6 -	54.178	30.110	1:24.288	84.52	1.739	10:29:58.883
7 -	54.554	29.876	1:24.430	84.38	1.881	10:31:23.313
8 -	54.272	29.158	1:23.430	85.39	0.881	10:32:46.743
9 -	53.815	29.450	1:23.265 (3)	85.56	0.716	10:34:10.008
10 -	53.341	30.136	1:23.477	85.34	0.928	10:35:33.485

P11 83 C	Paul GODBOLD	Yamaha - Hill farm tree services
IDEAL LAP TIME : 1:22.508	BEST LAP TIME : 1:22.804	DIFFERENCE : 0.296

LAP	SECTOR 1	SECTOR 2	LAP TIME	MPH	DIFF	TIME OF DAY
1 -		29.494	1:29.607	79.50	6.803	10:23:01.365
2 -	55.364	29.122	1:24.486	84.32	1.682	10:24:25.851
3 -	55.054	29.605	1:24.659	84.15	1.855	10:25:50.510
4 -	54.530	30.005	1:24.535	84.28	1.731	10:27:15.045
5 -	54.546	29.420	1:23.966	84.85	1.162	10:28:39.011
6 -	54.454	29.972	1:24.426	84.38	1.622	10:30:03.437
7 -	54.789	29.648	1:24.437	84.37	1.633	10:31:27.874
8 -	53.937	29.730	1:23.667 (3)	85.15	0.863	10:32:51.541
9 -	54.471	28.962	1:23.433 (2)	85.39	0.629	10:34:14.974
10 -	53.546	29.258	1:22.804 (1)	86.04		10:35:37.778

P12 57 C	Geoff MOOK	Yamaha -
IDEAL LAP TIME : 1:22.414	BEST LAP TIME : 1:22.414	DIFFERENCE : 0.000

LAP	SECTOR 1	SECTOR 2	LAP TIME	MPH	DIFF	TIME OF DAY
1 -		29.405	1:30.828	78.44	8.414	10:23:02.586
2 -	54.403	29.281	1:23.684	85.13	1.270	10:24:26.270
3 -	54.912	29.779	1:24.691	84.12	2.277	10:25:50.961
4 -	56.045	30.098	1:26.143	82.70	3.729	10:27:17.104
5 -	54.477	29.539	1:24.016	84.80	1.602	10:28:41.120
6 -	54.660	29.870	1:24.530	84.28	2.116	10:30:05.650
7 -	53.915	30.345	1:24.260	84.55	1.846	10:31:29.910
8 -	53.649	29.299	1:22.948 (2)	85.89	0.534	10:32:52.858
9 -	53.277	29.137	1:22.414 (1)	86.44		10:34:15.272
10 -	53.671	29.297	1:22.968 (3)	85.87	0.554	10:35:38.240

P13 5 C	Max HOUSE	Yamaha -
IDEAL LAP TIME : 1:22.668	BEST LAP TIME : 1:22.788	DIFFERENCE : 0.120

LAP	SECTOR 1	SECTOR 2	LAP TIME	MPH	DIFF	TIME OF DAY
1 -		29.770	1:32.064	77.38	9.276	10:23:03.822
2 -	54.462	30.222	1:24.684	84.13	1.896	10:24:28.506
3 -	55.007	30.052	1:25.059	83.76	2.271	10:25:53.565
4 -	55.241	29.699	1:24.940	83.87	2.152	10:27:18.505
5 -	54.634	29.790	1:24.424	84.39	1.636	10:28:42.929
6 -	54.494	29.459	1:23.953	84.86	1.165	10:30:06.882
7 -	54.371	29.528	1:23.899 (3)	84.91	1.111	10:31:30.781
8 -	53.574	29.370	1:22.944 (2)	85.89	0.156	10:32:53.725

Weather / Track : Bright / Dry

Donington Park National
Circuit Length = 1.9790 miles
Start: 10:21 Flag 10:34 End: 10:36

BMCRC - MRO Championships 2019 - Rnd 4 @ Donington Park

DFDS Yamaha Past Masters

RACE 4 - SECTOR ANALYSIS



SECTOR 1 = FL to I1, SECTOR 2 = I1 to FL, DIFF = Difference To Personal Best Lap, P = Crossed Finish Line in Pit Lane, D = Time Disallowed

9 - 53.694 **29.094** **1:22.788 (1)** **86.05** **10:34:16.513**
 10 - 53.861 30.158 1:24.019 84.79 1.231 10:35:40.532

P14 95 C		Simon CLARK		Yamaha - Towan Motors			
IDEAL LAP TIME : 1:22.720		BEST LAP TIME : 1:22.961		DIFFERENCE : 0.241			
LAP	SECTOR 1	SECTOR 2	LAP TIME	MPH	DIFF	TIME OF DAY	
1 -		29.676	1:29.007	80.04	6.046	10:23:00.765	
2 -	55.686	30.360	1:26.046	82.80	3.085	10:24:26.811	
3 -	55.146	29.527	1:24.673	84.14	1.712	10:25:51.484	
4 -	55.706	29.984	1:25.690	83.14	2.729	10:27:17.174	
5 -	54.649	29.333	1:23.982 (3)	84.83	1.021	10:28:41.156	
6 -	53.387	29.703	1:23.090 (2)	85.74	0.129	10:30:04.246	
7 -	53.970	30.239	1:24.209	84.60	1.248	10:31:28.455	
8 -	53.495	29.466	1:22.961 (1)	85.87		10:32:51.416	
9 -	54.300	30.085	1:24.385	84.43	1.424	10:34:15.801	
10 -	54.689	30.268	1:24.957	83.86	1.996	10:35:40.758	

P15 55		Paul TOLAND		Yamaha -			
IDEAL LAP TIME : 1:23.415		BEST LAP TIME : 1:23.503		DIFFERENCE : 0.088			
LAP	SECTOR 1	SECTOR 2	LAP TIME	MPH	DIFF	TIME OF DAY	
1 -		29.714	1:31.764	77.64	8.261	10:23:03.522	
2 -	54.590	29.716	1:24.306	84.50	0.803	10:24:27.828	
3 -	55.509	29.505	1:25.014	83.80	1.511	10:25:52.842	
4 -	55.150	29.756	1:24.906	83.91	1.403	10:27:17.748	
5 -	54.907	29.850	1:24.757	84.05	1.254	10:28:42.505	
6 -	54.405	29.665	1:24.070	84.74	0.567	10:30:06.575	
7 -	54.458	29.349	1:23.807 (2)	85.01	0.304	10:31:30.382	
8 -	54.604	29.582	1:24.186	84.62	0.683	10:32:54.568	
9 -	54.066	29.437	1:23.503 (1)	85.32		10:34:18.071	
10 -	54.425	29.544	1:23.969 (3)	84.84	0.466	10:35:42.040	

P16 4		Denis HALIL		Yamaha - D & A AUTOS			
IDEAL LAP TIME : 1:23.231		BEST LAP TIME : 1:23.726		DIFFERENCE : 0.495			
LAP	SECTOR 1	SECTOR 2	LAP TIME	MPH	DIFF	TIME OF DAY	
1 -		29.593	1:30.079	79.09	6.353	10:23:01.837	
2 -	55.350	29.709	1:25.059	83.76	1.333	10:24:26.896	
3 -	54.835	29.265	1:24.100	84.71	0.374	10:25:50.996	
4 -	55.710	30.071	1:25.781	83.05	2.055	10:27:16.777	
5 -	54.401	30.064	1:24.465	84.35	0.739	10:28:41.242	
6 -	54.987	29.807	1:24.794	84.02	1.068	10:30:06.036	
7 -	53.966	29.760	1:23.726 (1)	85.09		10:31:29.762	
8 -	54.097	29.678	1:23.775 (3)	85.04	0.049	10:32:53.537	
9 -	55.507	29.426	1:24.933	83.88	1.207	10:34:18.470	
10 -	54.377	29.376	1:23.753 (2)	85.06	0.027	10:35:42.223	

P17 27 R		Richard HAYWARD		Yamaha - Gforce Motorcycles			
IDEAL LAP TIME : 1:23.462		BEST LAP TIME : 1:23.671		DIFFERENCE : 0.209			
LAP	SECTOR 1	SECTOR 2	LAP TIME	MPH	DIFF	TIME OF DAY	
1 -		29.530	1:31.217	78.10	7.546	10:23:02.975	
2 -	54.366	29.851	1:24.217	84.59	0.546	10:24:27.192	
3 -	55.197	29.348	1:24.545	84.27	0.874	10:25:51.737	
4 -	55.606	30.179	1:25.785	83.05	2.114	10:27:17.522	
5 -	55.323	29.865	1:25.188	83.63	1.517	10:28:42.710	
6 -	54.391	29.647	1:24.038	84.77	0.367	10:30:06.748	
7 -	54.692	29.618	1:24.310	84.50	0.639	10:31:31.058	
8 -	54.114	29.683	1:23.797 (2)	85.02	0.126	10:32:54.855	
9 -	54.313	29.618	1:23.931 (3)	84.88	0.260	10:34:18.786	
10 -	54.319	29.352	1:23.671 (1)	85.15		10:35:42.457	

Weather / Track : Bright / Dry

Donington Park National
 Circuit Length = 1.9790 miles
 Start: 10:21 Flag 10:34 End: 10:36

BMCRC - MRO Championships 2019 - Rnd 4 @ Donington Park

DFDS Yamaha Past Masters

RACE 4 - SECTOR ANALYSIS



SECTOR 1 = FL to I1, SECTOR 2 = I1 to FL, DIFF = Difference To Personal Best Lap, P = Crossed Finish Line in Pit Lane, D = Time Disallowed

P18 60 C Daniel GOUGH		Yamaha - G Force Motorcycles				
IDEAL LAP TIME : 1:26.842		BEST LAP TIME : 1:26.940		DIFFERENCE : 0.098		
LAP	SECTOR 1	SECTOR 2	LAP TIME	MPH	DIFF	TIME OF DAY
1 -		30.167	1:32.912	76.68	5.972	10:23:04.670
2 -	56.675	30.265	1:26.940 (1)	81.94		10:24:31.610
3 -	57.210	30.682	1:27.892	81.06	0.952	10:25:59.502
4 -	57.565	30.963	1:28.528	80.47	1.588	10:27:28.030
5 -	57.463	30.910	1:28.373	80.62	1.433	10:28:56.403
6 -	57.277	30.941	1:28.218	80.76	1.278	10:30:24.621
7 -	57.403	30.725	1:28.128	80.84	1.188	10:31:52.749
8 -	57.144	30.794	1:27.938	81.01	0.998	10:33:20.687
9 -	56.775	31.005	1:27.780 (3)	81.16	0.840	10:34:48.467
10 -	57.149	30.626	1:27.775 (2)	81.16	0.835	10:36:16.242

P19 72 C Len WHALIN		Yamaha - Prestige shoe & lock, T&B locksmiths. Lashes by Chl				
IDEAL LAP TIME : 1:27.181		BEST LAP TIME : 1:27.181		DIFFERENCE : 0.000		
LAP	SECTOR 1	SECTOR 2	LAP TIME	MPH	DIFF	TIME OF DAY
1 -		31.304	1:36.221	74.04	9.040	10:23:07.979
2 -	56.306	30.875	1:27.181 (1)	81.72		10:24:35.160
3 -	57.537	31.285	1:28.822 (2)	80.21	1.641	10:26:03.982
4 -	59.059	31.869	1:30.928	78.35	3.747	10:27:34.910
5 -	58.821	32.299	1:31.120	78.18	3.939	10:29:06.030
6 -	58.687	32.691	1:31.378	77.96	4.197	10:30:37.408
7 -	1:00.311	31.412	1:31.723	77.67	4.542	10:32:09.131
8 -	58.332	31.214	1:29.546 (3)	79.56	2.365	10:33:38.677
9 -	58.785	31.201	1:29.986	79.17	2.805	10:35:08.663

P20 80 R David BALL		Yamaha -				
IDEAL LAP TIME : 1:29.173		BEST LAP TIME : 1:29.352		DIFFERENCE : 0.179		
LAP	SECTOR 1	SECTOR 2	LAP TIME	MPH	DIFF	TIME OF DAY
1 -		32.293	1:37.276	73.24	7.924	10:23:09.034
2 -	58.986	31.532	1:30.518	78.70	1.166	10:24:39.552
3 -	58.235	31.704	1:29.939 (2)	79.21	0.587	10:26:09.491
4 -	59.642	32.649	1:32.291	77.19	2.939	10:27:41.782
5 -	58.946	31.743	1:30.689	78.56	1.337	10:29:12.471
6 -	58.615	31.692	1:30.307	78.89	0.955	10:30:42.778
7 -	59.040	32.148	1:31.188	78.13	1.836	10:32:13.966
8 -	58.483	31.492	1:29.975 (3)	79.18	0.623	10:33:43.941
9 -	58.414	30.938	1:29.352 (1)	79.73		10:35:13.293

P21 46 C Kevin MARSHALL		Yamaha -				
IDEAL LAP TIME : 1:29.159		BEST LAP TIME : 1:29.159		DIFFERENCE : 0.000		
LAP	SECTOR 1	SECTOR 2	LAP TIME	MPH	DIFF	TIME OF DAY
1 -		31.597	1:37.477	73.09	8.318	10:23:09.235
2 -	59.654	31.920	1:31.574	77.80	2.415	10:24:40.809
3 -	59.348	31.398	1:30.746	78.51	1.587	10:26:11.555
4 -	59.479	32.389	1:31.868	77.55	2.709	10:27:43.423
5 -	59.445	31.421	1:30.866	78.40	1.707	10:29:14.289
6 -	58.683	31.564	1:30.247	78.94	1.088	10:30:44.536
7 -	58.868	31.186	1:30.054 (3)	79.11	0.895	10:32:14.590
8 -	58.554	31.263	1:29.817 (2)	79.32	0.658	10:33:44.407
9 -	58.526	30.633	1:29.159 (1)	79.90		10:35:13.566

P22 99 C Paul FIRTH		Yamaha -				
IDEAL LAP TIME : 1:29.456		BEST LAP TIME : 1:29.532		DIFFERENCE : 0.076		
LAP	SECTOR 1	SECTOR 2	LAP TIME	MPH	DIFF	TIME OF DAY
1 -		32.738	1:41.359	70.29	11.827	10:23:13.117
2 -	1:00.423	32.605	1:33.028	76.58	3.496	10:24:46.145
3 -	1:02.767	32.260	1:35.027	74.97	5.495	10:26:21.172

Weather / Track : Bright / Dry

Donington Park National
Circuit Length = 1.9790 miles
Start: 10:21 Flag 10:34 End: 10:36

BMCRC - MRO Championships 2019 - Rnd 4 @ Donington Park

DFDS Yamaha Past Masters

RACE 4 - SECTOR ANALYSIS



SECTOR 1 = FL to I1, SECTOR 2 = I1 to FL, DIFF = Difference To Personal Best Lap, P = Crossed Finish Line in Pit Lane, D = Time Disallowed

4 -	59.657	31.883	1:31.540	77.83	2.008	10:27:52.712
5 -	59.024	32.020	1:31.044	78.25	1.512	10:29:23.756
6 -	58.836	31.769	1:30.605 (3)	78.63	1.073	10:30:54.361
7 -	58.375	31.595	1:29.970 (2)	79.18	0.438	10:32:24.331
8 -	1:00.316	31.779	1:32.095	77.36	2.563	10:33:56.426
9 -	57.861	31.671	1:29.532 (1)	79.57		10:35:25.958

P23 66 C		Neil ZWARTOUW		Yamaha - Please sponsor me!?		
IDEAL LAP TIME : 1:31.113		BEST LAP TIME : 1:31.148		DIFFERENCE : 0.035		
LAP	SECTOR 1	SECTOR 2	LAP TIME	MPH	DIFF	TIME OF DAY
1 -		31.863	1:39.211	71.81	8.063	10:23:10.969
2 -	59.807	31.858	1:31.665 (3)	77.72	0.517	10:24:42.634
3 -	59.746	31.857	1:31.603 (2)	77.77	0.455	10:26:14.237
4 -	1:00.394	32.539	1:32.933	76.66	1.785	10:27:47.170
5 -	1:00.913	32.027	1:32.940	76.65	1.792	10:29:20.110
6 -	59.916	31.781	1:31.697	77.69	0.549	10:30:51.807
7 -	1:00.023	32.757	1:32.780	76.79	1.632	10:32:24.587
8 -	59.353	32.898	1:32.251	77.23	1.103	10:33:56.838
9 -	59.388	31.760	1:31.148 (1)	78.16		10:35:27.986

P24 78		Gary BUTTON		Yamaha -		
IDEAL LAP TIME : 1:30.527		BEST LAP TIME : 1:31.145		DIFFERENCE : 0.618		
LAP	SECTOR 1	SECTOR 2	LAP TIME	MPH	DIFF	TIME OF DAY
1 -		32.260	1:40.500	70.89	9.355	10:23:12.258
2 -	59.322	31.823	1:31.145 (1)	78.16		10:24:43.403
3 -	59.811	31.643	1:31.454 (3)	77.90	0.309	10:26:14.857
4 -	1:00.311	32.659	1:32.970	76.63	1.825	10:27:47.827
5 -	58.884	32.473	1:31.357 (2)	77.98	0.212	10:29:19.184
6 -	59.690	32.179	1:31.869	77.55	0.724	10:30:51.053
7 -	59.733	32.838	1:32.571	76.96	1.426	10:32:23.624
8 -	59.778	32.535	1:32.313	77.17	1.168	10:33:55.937
9 -	1:00.834	31.868	1:32.702	76.85	1.557	10:35:28.639

P25 87		Denise BUTTON		Yamaha -		
IDEAL LAP TIME : 1:31.090		BEST LAP TIME : 1:31.226		DIFFERENCE : 0.136		
LAP	SECTOR 1	SECTOR 2	LAP TIME	MPH	DIFF	TIME OF DAY
1 -		32.937	1:42.549	69.47	11.323	10:23:14.307
2 -	1:00.378	32.213	1:32.591	76.94	1.365	10:24:46.898
3 -	1:01.655	32.962	1:34.617	75.29	3.391	10:26:21.515
4 -	1:00.044	32.012	1:32.056 (3)	77.39	0.830	10:27:53.571
5 -	1:00.066	32.461	1:32.527	77.00	1.301	10:29:26.098
6 -	1:00.363	33.028	1:33.391	76.28	2.165	10:30:59.489
7 -	59.894	32.745	1:32.639	76.90	1.413	10:32:32.128
8 -	59.823	32.129	1:31.952 (2)	77.48	0.726	10:34:04.080
9 -	59.078	32.148	1:31.226 (1)	78.09		10:35:35.306

P26 69 C		Mark ELLERAY		Yamaha - Abbot Solutions Ltd		
IDEAL LAP TIME : 1:31.919		BEST LAP TIME : 1:32.067		DIFFERENCE : 0.148		
LAP	SECTOR 1	SECTOR 2	LAP TIME	MPH	DIFF	TIME OF DAY
1 -		32.899	1:42.127	69.76	10.060	10:23:13.885
2 -	59.942	32.813	1:32.755	76.81	0.688	10:24:46.640
3 -	59.983	32.553	1:32.536 (3)	76.99	0.469	10:26:19.176
4 -	1:00.863	33.220	1:34.083	75.72	2.016	10:27:53.259
5 -	59.582	32.707	1:32.289 (2)	77.19	0.222	10:29:25.548
6 -	1:00.364	33.827	1:34.191	75.64	2.124	10:30:59.739
7 -	59.923	35.158	1:35.081	74.93	3.014	10:32:34.820
8 -	59.730	32.337	1:32.067 (1)	77.38		10:34:06.887
9 -	59.848	32.767	1:32.615	76.92	0.548	10:35:39.502

Weather / Track : Bright / Dry

Donington Park National
 Circuit Length = 1.9790 miles
 Start: 10:21 Flag 10:34 End: 10:36

BMCRC - MRO Championships 2019 - Rnd 4 @ Donington Park

DFDS Yamaha Past Masters

RACE 4 - SECTOR ANALYSIS



SECTOR 1 = FL to I1, SECTOR 2 = I1 to FL, DIFF = Difference To Personal Best Lap, P = Crossed Finish Line in Pit Lane, D = Time Disallowed

P27 67 C		Mark BAILEY		Yamaha - Gforce motorcycles		
IDEAL LAP TIME : 1:35.953		BEST LAP TIME : 1:36.248		DIFFERENCE : 0.295		
LAP	SECTOR 1	SECTOR 2	LAP TIME	MPH	DIFF	TIME OF DAY
1 -		33.411	1:44.013	68.49	7.765	10:23:15.771
2 -	1:02.542	33.706	1:36.248 (1)	74.02		10:24:52.019
3 -	1:04.115	34.747	1:38.862	72.06	2.614	10:26:30.881
4 -	1:06.530	36.037	1:42.567	69.46	6.319	10:28:13.448
5 -	1:04.584	35.620	1:40.204	71.10	3.956	10:29:53.652
6 -	1:05.031	34.848	1:39.879	71.33	3.631	10:31:33.531
7 -	1:04.541	34.193	1:38.734 (3)	72.15	2.486	10:33:12.265
8 -	1:04.136	34.622	1:38.758	72.14	2.510	10:34:51.023
9 -	1:03.180	34.125	1:37.305 (2)	73.21	1.057	10:36:28.328

P28 32 R		Lorraine ANSON		Yamaha - Wallis & Whalin Racing		
IDEAL LAP TIME : 1:36.085		BEST LAP TIME : 1:36.203		DIFFERENCE : 0.118		
LAP	SECTOR 1	SECTOR 2	LAP TIME	MPH	DIFF	TIME OF DAY
1 -		33.402	1:45.091	67.79	8.888	10:23:16.849
2 -	1:02.683	33.520	1:36.203 (1)	74.05		10:24:53.052
3 -	1:04.149	34.301	1:38.450	72.36	2.247	10:26:31.502
4 -	1:06.576	35.529	1:42.105	69.77	5.902	10:28:13.607
5 -	1:05.054	35.371	1:40.425	70.94	4.222	10:29:54.032
6 -	1:05.156	35.143	1:40.299	71.03	4.096	10:31:34.331
7 -	1:04.313	34.563	1:38.876	72.05	2.673	10:33:13.207
8 -	1:03.819	34.536	1:38.355 (3)	72.43	2.152	10:34:51.562
9 -	1:03.165	34.224	1:37.389 (2)	73.15	1.186	10:36:28.951

P29 33 R		Kieran LEWIS		Yamaha - Controls For Doors Ltd/ G Force Motorcycles		
IDEAL LAP TIME : 1:38.637		BEST LAP TIME : 1:39.234		DIFFERENCE : 0.597		
LAP	SECTOR 1	SECTOR 2	LAP TIME	MPH	DIFF	TIME OF DAY
1 -		36.059	1:49.123	65.28	9.889	10:23:20.881
2 -	1:07.745	35.089	1:42.834	69.28	3.600	10:25:03.715
3 -	1:08.354	35.103	1:43.457	68.86	4.223	10:26:47.172
4 -	1:07.010	35.572	1:42.582	69.45	3.348	10:28:29.754
5 -	1:05.778	34.477	1:40.255	71.06	1.021	10:30:10.009
6 -	1:04.815	35.026	1:39.841 (3)	71.35	0.607	10:31:49.850
7 -	1:05.412	33.822	1:39.234 (1)	71.79		10:33:29.084
8 -	1:04.910	34.343	1:39.253 (2)	71.78	0.019	10:35:08.337

P30 100 R		Sam DRUCE		Yamaha - www.ypmrc.co.uk		
IDEAL LAP TIME : 1:29.529		BEST LAP TIME : 1:29.570		DIFFERENCE : 0.041		
LAP	SECTOR 1	SECTOR 2	LAP TIME	MPH	DIFF	TIME OF DAY
1 -		32.183	1:36.620	73.73	7.050	10:23:08.378
2 -	59.074	31.598	1:30.672 (2)	78.57	1.102	10:24:39.050
3 -	59.620	31.877	1:31.497	77.86	1.927	10:26:10.547
4 -	59.690	32.069	1:31.759	77.64	2.189	10:27:42.306
5 -	59.488	31.932	1:31.420 (3)	77.93	1.850	10:29:13.726
6 -	57.931	31.639	1:29.570 (1)	79.54		10:30:43.296
7 -	1:01.703	IN PIT	1:43.762 P	68.66	14.192	10:32:27.058

P31 6		Matt BARBER		Yamaha -		
IDEAL LAP TIME : 1:19.938		BEST LAP TIME : 1:19.985		DIFFERENCE : 0.047		
LAP	SECTOR 1	SECTOR 2	LAP TIME	MPH	DIFF	TIME OF DAY
1 -		29.047	1:29.207	79.86	9.222	10:23:00.965
2 -	52.834	28.342	1:21.176 (2)	87.76	1.191	10:24:22.141
3 -	51.596	28.389	1:19.985 (1)	89.07		10:25:42.126

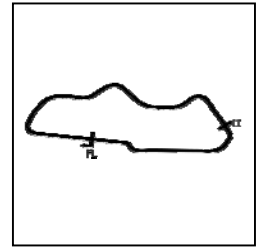
Weather / Track : Bright / Dry

Donington Park National
Circuit Length = 1.9790 miles
Start: 10:21 Flag 10:34 End: 10:36

BMCRC - MRO Championships 2019 - Rnd 4 @ Donington Park

DFDS Yamaha Past Masters

RACE 4 - SECTOR ANALYSIS



SECTOR 1 = FL to I1, SECTOR 2 = I1 to FL, DIFF = Difference To Personal Best Lap, P = Crossed Finish Line in Pit Lane, D = Time Disallowed

P32 23 C		Zak PERRIN		Yamaha -		
IDEAL LAP TIME : 1:41.393		BEST LAP TIME : 1:42.093		DIFFERENCE : 0.700		
LAP	SECTOR 1	SECTOR 2	LAP TIME	MPH	DIFF	TIME OF DAY
1 -		36.555	1:49.582	65.01	7.489	10:23:21.340
2 -	1:06.879	35.317	1:42.196 (2)	69.71	0.103	10:25:03.536
3 -	1:07.579	34.514	1:42.093 (1)	69.78		10:26:45.629

P33 7		Peter MOORE		Yamaha - Station Garage , Isle of Man		
IDEAL LAP TIME : 1:19.985		BEST LAP TIME : 1:19.985		DIFFERENCE : 0.000		
LAP	SECTOR 1	SECTOR 2	LAP TIME	MPH	DIFF	TIME OF DAY
1 -		28.518	1:25.844	82.99	5.859	10:22:57.602
2 -	51.794	28.191	1:19.985 (1)	89.07		10:24:17.587

BMCRC - MRO Championships 2019 - Rnd 4 @ Donington Park

DFDS Yamaha Past Masters

RACE 4 - BEST SECTORS

SECTOR 1			SECTOR 2			IDEAL / BEST COMPARISON						
POS	NO	NAME	TIME	NO	NAME	TIME	POS	NO	NAME	IDEAL	BEST	DIFF
									PERFECT LAP	1:19.369		
1	13	EDMONDSON	51.312	13	EDMONDSON	28.057	1	13	EDMONDSON	1:19.369	1:19.422	0.053
2	24	CARSON	51.409	19	BRANTON	28.068	2	24	CARSON	1:19.541	1:19.859	0.318
3	6	BARBER	51.596	24	CARSON	28.132	3	125	MILES	1:19.749	1:19.851	0.102
4	125	MILES	51.611	125	MILES	28.138	4	6	BARBER	1:19.938	1:19.985	0.047
5	7	MOORE	51.794	7	MOORE	28.191	5	7	MOORE	1:19.985	1:19.985	0.000
6	15	PERKINS	52.243	101	DAVIES	28.224	6	19	BRANTON	1:20.351	1:20.765	0.414
7	19	BRANTON	52.283	6	BARBER	28.342	7	15	PERKINS	1:20.648	1:21.037	0.389
8	101	DAVIES	52.450	40	BEACOCK	28.343	8	101	DAVIES	1:20.674	1:20.674	0.000
9	40	BEACOCK	52.562	15	PERKINS	28.405	9	40	BEACOCK	1:20.905	1:20.911	0.006
10	11	BOWN	52.936	70	BURSCOUGH	28.643	10	11	BOWN	1:21.698	1:21.698	0.000
11	57	MOOK	53.277	11	BOWN	28.762	11	74	WHITBY	1:22.389	1:22.549	0.160
12	74	WHITBY	53.341	83	GODBOLD	28.962	12	57	MOOK	1:22.414	1:22.414	0.000
13	95	CLARK	53.387	74	WHITBY	29.048	13	83	GODBOLD	1:22.508	1:22.804	0.296
14	83	GODBOLD	53.546	5	HOUSE	29.094	14	70	BURSCOUGH	1:22.658	1:22.854	0.196
15	5	HOUSE	53.574	57	MOOK	29.137	15	5	HOUSE	1:22.668	1:22.788	0.120
16	4	HALIL	53.966	4	HALIL	29.265	16	95	CLARK	1:22.720	1:22.961	0.241
17	70	BURSCOUGH	54.015	95	CLARK	29.333	17	4	HALIL	1:23.231	1:23.726	0.495
18	55	TOLAND	54.066	27	HAYWARD	29.348	18	55	TOLAND	1:23.415	1:23.503	0.088
19	27	HAYWARD	54.114	55	TOLAND	29.349	19	27	HAYWARD	1:23.462	1:23.671	0.209
20	72	WHALIN	56.306	60	GOUGH	30.167	20	60	GOUGH	1:26.842	1:26.940	0.098
21	60	GOUGH	56.675	46	MARSHALL	30.633	21	72	WHALIN	1:27.181	1:27.181	0.000
22	99	FIRTH	57.861	72	WHALIN	30.875	22	46	MARSHALL	1:29.159	1:29.159	0.000
23	100	DRUCE	57.931	80	BALL	30.938	23	80	BALL	1:29.173	1:29.352	0.179
24	80	BALL	58.235	99	FIRTH	31.595	24	99	FIRTH	1:29.456	1:29.532	0.076
25	46	MARSHALL	58.526	100	DRUCE	31.598	25	100	DRUCE	1:29.529	1:29.570	0.041
26	78	BUTTON	58.884	78	BUTTON	31.643	26	78	BUTTON	1:30.527	1:31.145	0.618
27	87	BUTTON	59.078	66	ZWARTOUW	31.760	27	87	BUTTON	1:31.090	1:31.226	0.136
28	66	ZWARTOUW	59.353	87	BUTTON	32.012	28	66	ZWARTOUW	1:31.113	1:31.148	0.035
29	69	ELLERAY	59.582	69	ELLERAY	32.337	29	69	ELLERAY	1:31.919	1:32.067	0.148
30	67	BAILEY	1:02.542	32	ANSON	33.402	30	67	BAILEY	1:35.953	1:36.248	0.295
31	32	ANSON	1:02.683	67	BAILEY	33.411	31	32	ANSON	1:36.085	1:36.203	0.118
32	33	LEWIS	1:04.815	33	LEWIS	33.822	32	33	LEWIS	1:38.637	1:39.234	0.597
33	23	PERRIN	1:06.879	23	PERRIN	34.514	33	23	PERRIN	1:41.393	1:42.093	0.700
34												

BMCRC - MRO Championships 2019 - Rnd 4 @ Donington Park
DFDS Yamaha Past Masters
RACE 16 - GRID (10 Laps)

ROW 13	1	1	37	3 Connor BEHAN						
ROW 12	36	121 Ben HUNTER	35	22 Rik BALLERINI	34	59 Neil HESMAN				
ROW 11		1:42.093	33	23 Zak PERRIN	32	33 Kieran LEWIS	31	67 Mark BAILEY	1:39.234	1:36.248
ROW 10	30	32 Lorraine ANSON	29	69 Mark ELLERAY	28	87 Denise BUTTON	1:36.203	1:32.067	1:31.226	
ROW 9		1:31.148	27	66 Neil ZWARTOUW	26	78 Gary BUTTON	25	100 Sam DRUCE	1:31.145	1:29.570
ROW 8	24	99 Paul FIRTH	23	80 David BALL	22	46 Kevin MARSHALL	1:29.532	1:29.352	1:29.159	
ROW 7		1:27.181	21	72 Len WHALIN	20	60 Daniel GOUGH	19	4 Denis HALIL	1:26.940	1:23.726
ROW 6	18	27 Richard HAYWARD	17	55 Paul TOLAND	16	95 Simon CLARK	1:23.671	1:23.503	1:22.961	
ROW 5		1:22.854	15	70 Andrew BURSCOUGH	14	83 Paul GODBOLD	13	5 Max HOUSE	1:22.804	1:22.788
ROW 4	12	74 Paul WHITBY	11	57 Geoff MOOK	10	11 Andrew BOWN	1:22.549	1:22.414	1:21.698	
ROW 3		1:21.037	9	15 Billy PERKINS	8	40 Douglas BEACOCK	7	19 Peter BRANTON	1:20.911	1:20.765
ROW 2	6	101 Andrew DAVIES	5	6 Matt BARBER	4	7 Peter MOORE	1:20.674	1:19.985	1:19.985	
ROW 1		1:19.859	3	24 Scott CARSON	2	125 Ben MILES	1	13 Doug EDMONDSON	1:19.851	1:19.422
									Pole	

Donington Park National
Circuit Length = 1.9790 miles

These results are provisional until the conclusion of any judicial and technical matters.

Clerk Of Course :	Timekeeper :
-------------------	--------------

Results can be found at www.tsl-timing.com

Printed - 10:43 Sunday, 19 May 2019



BMCRC - MRO Championships 2019 - Rnd 4 @ Donington Park

DFDS Yamaha Past Masters

RACE 16 - CLASSIFICATION

POS	NO	CL	PIC NAME	ENTRY	LAPS	TIME	GAP	DIFF	MPH	BEST	ON
1	13		1 Doug EDMONDSON	Yamaha - Martin Johnson Exhausts	10	13:22.412			88.62	1:19.235	2
2	125		2 Ben MILES	Yamaha - Allspeed	10	13:32.109	9.697	9.697	87.56	1:19.881	3
3	24		3 Scott CARSON	Yamaha - Brian Grays Powerbiking,J K Flooring Cor	10	13:32.205	9.793	0.096	87.55	1:20.043	3
4	6		4 Matt BARBER	Yamaha -	10	13:39.895	17.483	7.690	86.73	1:20.898	3
5	19		5 Peter BRANTON	Yamaha -	10	13:40.614	18.202	0.719	86.65	1:20.593	2
6	101		6 Andrew DAVIES	Yamaha - GIBSON EXHAUSTS	10	13:42.185	19.773	1.571	86.48	1:20.842	3
7	15	C	1 Billy PERKINS	Yamaha - Bexhill gearboxes	10	13:52.483	30.071	10.298	85.41	1:21.721	5
8	11		7 Andrew BOWN	Yamaha -	10	13:53.121	30.709	0.638	85.35	1:21.558	4
9	22		8 Rik BALLERINI	Yamaha - SCLS Ltd	10	13:55.767	33.355	2.646	85.08	1:22.241	9
10	74		9 Paul WHITBY	Yamaha - Greybridge Ltd	10	13:59.179	36.767	3.412	84.73	1:22.137	2
11	7		10 Peter MOORE	Yamaha - Station Garage , Isle of Man	10	14:03.416	41.004	4.237	84.31	1:21.375	5
12	4		11 Denis HALIL	Yamaha - D & A AUTOS	10	14:08.331	45.919	4.915	83.82	1:23.186	9
13	57	C	2 Geoff MOOK	Yamaha -	10	14:08.532	46.120	0.201	83.80	1:22.938	9
14	27	R	1 Richard HAYWARD	Yamaha - Gforce Motorcycles	10	14:11.037	48.625	2.505	83.55	1:23.413	8
15	83	C	3 Paul GODBOLD	Yamaha - Hill farm tree services	10	14:12.949	50.537	1.912	83.36	1:23.075	5
16	5	C	4 Max HOUSE	Yamaha -	10	14:13.170	50.758	0.221	83.34	1:23.806	8
17	55		12 Paul TOLAND	Yamaha -	10	14:18.533	56.121	5.363	82.82	1:24.219	5
18	72	C	5 Len WHALIN	Yamaha - Prestige shoe & lock, T&B locksmiths. Le	10	14:49.058	1:26.646	30.525	79.98	1:26.984	5
19	60	C	6 Daniel GOUGH	Yamaha - G Force Motorcycles	10	14:49.114	1:26.702	0.056	79.97	1:27.075	2
20	46	C	7 Kevin MARSHALL	Yamaha -	9	13:41.814	1 Lap	1 Lap	77.85	1:29.971	3
21	99	C	8 Paul FIRTH	Yamaha -	9	13:42.634	1 Lap	0.820	77.78	1:27.992	8
22	80	R	2 David BALL	Yamaha -	9	13:59.405	1 Lap	16.771	76.22	1:31.544	7
23	66	C	9 Neil ZWARTOUW	Yamaha - Please sponsor me!?	9	14:00.220	1 Lap	0.815	76.15	1:31.908	6
24	87		13 Denise BUTTON	Yamaha -	9	14:21.106	1 Lap	20.886	74.30	1:33.776	9
25	67	C	10 Mark BAILEY	Yamaha - Gforce motorcycles	9	14:45.708	1 Lap	24.602	72.24	1:35.873	2
26	32	R	3 Lorraine ANSON	Yamaha - Wallis & Whalin Racing	8	13:32.531	2 Laps	1 Lap	69.97	1:38.935	2
27	33	R	4 Kieran LEWIS	Yamaha - Controls For Doors Ltd/ G Force Motorcyc	8	13:33.561	2 Laps	1.030	69.89	1:39.620	3

NOT CLASSIFIED

DNF	69	C	Mark ELLERAY	Yamaha - Abbot Solutions Ltd	6	9:23.159	4 Laps	2 Laps	75.66	1:31.486	5
DNF	40	C	Douglas BEACOCK	Yamaha -	5	6:55.302	5 Laps	1 Lap	85.44	1:21.536	2
DNF	95	C	Simon CLARK	Yamaha - Towan Motors	5	6:55.462	5 Laps	0.160	85.41	1:20.901	4
DNF	100	R	Sam DRUCE	Yamaha - www.ypmrc.co.uk	4	6:46.075	6 Laps	1 Lap	69.84	1:34.391	2
DNF	78		Gary BUTTON	Yamaha -	1	1:39.325	9 Laps	3 Laps	70.35		
DNF	70		Andrew BURSCOUGH	Yamaha - Apollo Tuning	0						

FASTEST LAP

13	Doug EDMONDSON	Yamaha - Martin Johnson Exhausts	2	1:19.235	89.91 mph	144.70 kph
95	Simon CLARK	Yamaha - Towan Motors	4	1:20.901	88.06 mph	141.72 kph
27	Richard HAYWARD	Yamaha - Gforce Motorcycles	8	1:23.413	85.41 mph	137.46 kph

Class - 92.5% of Race Speed = 81.97 mph
 Class C - 92.5% of Race Speed = 79.00 mph
 Class R - 92.5% of Race Speed = 77.28 mph

Donington Park National
 Circuit Length = 1.9790 miles
 Start: 14:37 Flag 14:50 End: 14:52

Weather / Track : Cloudy / Dry

These results are provisional until the conclusion of any judicial and technical matters.

Clerk Of Course :	Timekeeper :
-------------------	--------------

Results can be found at www.tsl-timing.com

Printed - 14:55 Sunday, 19 May 2019



BMCRC - MRO Championships 2019 - Rnd 4 @ Donington Park

DFDS Yamaha Past Masters

RACE 16 - SECTOR ANALYSIS



SECTOR 1 = FL to I1, SECTOR 2 = I1 to FL, DIFF = Difference To Personal Best Lap, P = Crossed Finish Line in Pit Lane, D = Time Disallowed

P1 13		Doug EDMONDSON		Yamaha - Martin Johnson Exhausts		
IDEAL LAP TIME : 1:19.220		BEST LAP TIME : 1:19.235		DIFFERENCE : 0.015		
LAP	SECTOR 1	SECTOR 2	LAP TIME	MPH	DIFF	TIME OF DAY
1 -		28.142	1:23.203	85.62	3.968	14:38:26.632
2 -	51.267	27.968	1:19.235 (1)	89.91		14:39:45.867
3 -	51.364	28.406	1:19.770	89.31	0.535	14:41:05.637
4 -	51.529	28.708	1:20.237	88.79	1.002	14:42:25.874
5 -	51.443	28.558	1:20.001	89.05	0.766	14:43:45.875
6 -	52.064	28.249	1:20.313	88.71	1.078	14:45:06.188
7 -	51.405	29.070	1:20.475	88.53	1.240	14:46:26.663
8 -	51.629	28.562	1:20.191	88.84	0.956	14:47:46.854
9 -	51.393	28.208	1:19.601 (3)	89.50	0.366	14:49:06.455
10 -	51.252	28.134	1:19.386 (2)	89.74	0.151	14:50:25.841

P2 125		Ben MILES		Yamaha - Allspeed		
IDEAL LAP TIME : 1:19.881		BEST LAP TIME : 1:19.881		DIFFERENCE : 0.000		
LAP	SECTOR 1	SECTOR 2	LAP TIME	MPH	DIFF	TIME OF DAY
1 -		28.504	1:24.782	84.03	4.901	14:38:28.211
2 -	51.768	28.519	1:20.287 (2)	88.73	0.406	14:39:48.498
3 -	51.491	28.390	1:19.881 (1)	89.19		14:41:08.379
4 -	51.870	28.556	1:20.426 (3)	88.58	0.545	14:42:28.805
5 -	52.054	29.058	1:21.112	87.83	1.231	14:43:49.917
6 -	52.685	28.836	1:21.521	87.39	1.640	14:45:11.438
7 -	52.113	28.587	1:20.700	88.28	0.819	14:46:32.138
8 -	52.845	28.735	1:21.580	87.33	1.699	14:47:53.718
9 -	51.968	28.761	1:20.729	88.25	0.848	14:49:14.447
10 -	51.571	29.520	1:21.091	87.85	1.210	14:50:35.538

P3 24		Scott CARSON		Yamaha - Brian Grays Powerbiking, J K Flooring Contractors		
IDEAL LAP TIME : 1:19.934		BEST LAP TIME : 1:20.043		DIFFERENCE : 0.109		
LAP	SECTOR 1	SECTOR 2	LAP TIME	MPH	DIFF	TIME OF DAY
1 -		28.622	1:24.583	84.23	4.540	14:38:28.012
2 -	52.229	28.617	1:20.846	88.12	0.803	14:39:48.858
3 -	51.850	28.193	1:20.043 (1)	89.01		14:41:08.901
4 -	51.823	28.220	1:20.043 (1)	89.01		14:42:28.944
5 -	52.134	28.880	1:21.014	87.94	0.971	14:43:49.958
6 -	52.764	28.461	1:21.225	87.71	1.182	14:45:11.183
7 -	52.323	28.861	1:21.184	87.75	1.141	14:46:32.367
8 -	52.952	29.355	1:22.307	86.56	2.264	14:47:54.674
9 -	52.142	28.392	1:20.534	88.46	0.491	14:49:15.208
10 -	51.741	28.685	1:20.426 (3)	88.58	0.383	14:50:35.634

P4 6		Matt BARBER		Yamaha -		
IDEAL LAP TIME : 1:20.722		BEST LAP TIME : 1:20.898		DIFFERENCE : 0.176		
LAP	SECTOR 1	SECTOR 2	LAP TIME	MPH	DIFF	TIME OF DAY
1 -		28.661	1:26.312	82.54	5.414	14:38:29.741
2 -	52.406	29.116	1:21.522	87.39	0.624	14:39:51.263
3 -	52.313	28.585	1:20.898 (1)	88.06		14:41:12.161
4 -	52.731	28.491	1:21.222	87.71	0.324	14:42:33.383
5 -	52.489	28.449	1:20.938 (2)	88.02	0.040	14:43:54.321
6 -	53.512	29.942	1:23.454	85.37	2.556	14:45:17.775
7 -	52.444	29.104	1:21.548	87.36	0.650	14:46:39.323
8 -	52.273	28.882	1:21.155 (3)	87.79	0.257	14:48:00.478
9 -	52.636	28.735	1:21.371	87.55	0.473	14:49:21.849
10 -	52.364	29.111	1:21.475	87.44	0.577	14:50:43.324

P5 19		Peter BRANTON		Yamaha -		
IDEAL LAP TIME : 1:20.361		BEST LAP TIME : 1:20.593		DIFFERENCE : 0.232		
LAP	SECTOR 1	SECTOR 2	LAP TIME	MPH	DIFF	TIME OF DAY
1 -		28.661	1:26.312	82.54	5.414	14:38:29.741
2 -	52.406	29.116	1:21.522	87.39	0.624	14:39:51.263
3 -	52.313	28.585	1:20.898 (1)	88.06		14:41:12.161
4 -	52.731	28.491	1:21.222	87.71	0.324	14:42:33.383
5 -	52.489	28.449	1:20.938 (2)	88.02	0.040	14:43:54.321
6 -	53.512	29.942	1:23.454	85.37	2.556	14:45:17.775
7 -	52.444	29.104	1:21.548	87.36	0.650	14:46:39.323
8 -	52.273	28.882	1:21.155 (3)	87.79	0.257	14:48:00.478
9 -	52.636	28.735	1:21.371	87.55	0.473	14:49:21.849
10 -	52.364	29.111	1:21.475	87.44	0.577	14:50:43.324

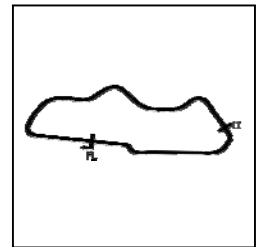
Weather / Track : Cloudy / Dry

Donington Park National
 Circuit Length = 1.9790 miles
 Start: 14:37 Flag 14:50 End: 14:52

BMCRC - MRO Championships 2019 - Rnd 4 @ Donington Park

DFDS Yamaha Past Masters

RACE 16 - SECTOR ANALYSIS



SECTOR 1 = FL to I1, SECTOR 2 = I1 to FL, DIFF = Difference To Personal Best Lap, P = Crossed Finish Line in Pit Lane, D = Time Disallowed

Lap	Time	Diff	MPH	Time of Day	
1 -	28.592		83.12	14:38:29.136	
2 -	52.115	28.478	1:20.593 (1)	88.40	14:39:49.729
3 -	53.087	28.492	87.33	0.986	14:41:11.308
4 -	52.971	28.477	87.47	0.855	14:42:32.756
5 -	52.489	29.158	87.26	1.054	14:43:54.403
6 -	53.934	30.491	84.39	3.832	14:45:18.828
7 -	52.688	28.889	87.33	0.984	14:46:40.405
8 -	52.681	28.633	87.61	0.721	14:48:01.719
9 -	52.811	28.453	87.67	0.671	14:49:22.983
10 -	51.908	29.152	1:21.060 (2)	0.467	14:50:44.043

P6 101		Andrew DAVIES		Yamaha - GIBSON EXHAUSTS		
IDEAL LAP TIME : 1:20.610		BEST LAP TIME : 1:20.842		DIFFERENCE : 0.232		
LAP	SECTOR 1	SECTOR 2	LAP TIME	MPH	DIFF	TIME OF DAY

1 -		28.708	1:26.208	82.64	5.366	14:38:29.637
2 -	52.465	28.635	1:21.100 (3)	87.85	0.258	14:39:50.737
3 -	52.576	28.266	1:20.842 (1)	88.13		14:41:11.579
4 -	52.480	28.497	1:20.977 (2)	87.98	0.135	14:42:32.556
5 -	52.344	29.231	1:21.575	87.33	0.733	14:43:54.131
6 -	53.708	30.692	1:24.400	84.41	3.558	14:45:18.531
7 -	52.578	29.455	1:22.033	86.85	1.191	14:46:40.564
8 -	52.885	28.532	1:21.417	87.50	0.575	14:48:01.981
9 -	53.213	28.499	1:21.712	87.19	0.870	14:49:23.693
10 -	52.397	29.524	1:21.921	86.96	1.079	14:50:45.614

P7 15 C		Billy PERKINS		Yamaha - Bexhill gearboxes		
IDEAL LAP TIME : 1:21.718		BEST LAP TIME : 1:21.721		DIFFERENCE : 0.003		
LAP	SECTOR 1	SECTOR 2	LAP TIME	MPH	DIFF	TIME OF DAY

1 -		29.967	1:28.809	80.22	7.088	14:38:32.238
2 -	53.822	28.964	1:22.786	86.06	1.065	14:39:55.024
3 -	52.901	28.890	1:21.791 (2)	87.10	0.070	14:41:16.815
4 -	53.159	28.982	1:22.141 (3)	86.73	0.420	14:42:38.956
5 -	52.828	28.893	1:21.721 (1)	87.18		14:44:00.677
6 -	53.925	29.677	1:23.602	85.22	1.881	14:45:24.279
7 -	53.895	29.126	1:23.021	85.81	1.300	14:46:47.300
8 -	53.541	29.431	1:22.972	85.86	1.251	14:48:10.272
9 -	53.795	29.077	1:22.872	85.97	1.151	14:49:33.144
10 -	53.571	29.197	1:22.768	86.07	1.047	14:50:55.912

P8 11		Andrew BOWN		Yamaha -		
IDEAL LAP TIME : 1:21.474		BEST LAP TIME : 1:21.558		DIFFERENCE : 0.084		
LAP	SECTOR 1	SECTOR 2	LAP TIME	MPH	DIFF	TIME OF DAY

1 -		29.814	1:28.541	80.46	6.983	14:38:31.970
2 -	52.845	29.256	1:22.101	86.77	0.543	14:39:54.071
3 -	52.756	29.298	1:22.054 (3)	86.82	0.496	14:41:16.125
4 -	52.751	28.807	1:21.558 (1)	87.35		14:42:37.683
5 -	52.667	29.172	1:21.839 (2)	87.05	0.281	14:43:59.522
6 -	54.119	30.337	1:24.456	84.35	2.898	14:45:23.978
7 -	53.722	29.343	1:23.065	85.77	1.507	14:46:47.043
8 -	53.959	29.647	1:23.606	85.21	2.048	14:48:10.649
9 -	53.591	29.152	1:22.743	86.10	1.185	14:49:33.392
10 -	53.685	29.473	1:23.158	85.67	1.600	14:50:56.550

P9 22		Rik BALLERINI		Yamaha - SCLS Ltd		
IDEAL LAP TIME : 1:22.191		BEST LAP TIME : 1:22.241		DIFFERENCE : 0.050		
LAP	SECTOR 1	SECTOR 2	LAP TIME	MPH	DIFF	TIME OF DAY

1 -		30.591	1:31.293	78.04	9.052	14:38:34.722
2 -	53.787	29.213	1:23.000	85.83	0.759	14:39:57.722
3 -	53.026	29.231	1:22.257 (2)	86.61	0.016	14:41:19.979
4 -	53.055	29.242	1:22.297 (3)	86.57	0.056	14:42:42.276

Weather / Track : Cloudy / Dry

Donington Park National
Circuit Length = 1.9790 miles
Start: 14:37 Flag 14:50 End: 14:52

BMCRC - MRO Championships 2019 - Rnd 4 @ Donington Park

DFDS Yamaha Past Masters

RACE 16 - SECTOR ANALYSIS



SECTOR 1 = FL to I1, SECTOR 2 = I1 to FL, DIFF = Difference To Personal Best Lap, P = Crossed Finish Line in Pit Lane, D = Time Disallowed

5 -	53.196	29.253	1:22.449	86.41	0.208	14:44:04.725
6 -	53.515	30.057	1:23.572	85.25	1.331	14:45:28.297
7 -	53.776	29.419	1:23.195	85.63	0.954	14:46:51.492
8 -	53.024	29.489	1:22.513	86.34	0.272	14:48:14.005
9 -	53.074	29.167	1:22.241 (1)	86.63		14:49:36.246
10 -	53.397	29.553	1:22.950	85.89	0.709	14:50:59.196

P10	74	Paul WHITBY	Yamaha - Greybridge Ltd
IDEAL LAP TIME :	1:22.032	BEST LAP TIME :	1:22.137
		DIFFERENCE :	0.105

LAP	SECTOR 1	SECTOR 2	LAP TIME	MPH	DIFF	TIME OF DAY
1 -		29.331	1:28.368	80.62	6.231	14:38:31.797
2 -	52.759	29.378	1:22.137 (1)	86.74		14:39:53.934
3 -	54.216	29.366	1:23.582	85.24	1.445	14:41:17.516
4 -	53.302	29.273	1:22.575 (2)	86.28	0.438	14:42:40.091
5 -	53.839	29.589	1:23.428	85.39	1.291	14:44:03.519
6 -	55.046	30.434	1:25.480	83.34	3.343	14:45:28.999
7 -	54.067	30.102	1:24.169	84.64	2.032	14:46:53.168
8 -	53.596	29.804	1:23.400	85.42	1.263	14:48:16.568
9 -	53.513	29.333	1:22.846 (3)	85.99	0.709	14:49:39.414
10 -	53.340	29.854	1:23.194	85.63	1.057	14:51:02.608

P11	7	Peter MOORE	Yamaha - Station Garage , Isle of Man
IDEAL LAP TIME :	1:21.348	BEST LAP TIME :	1:21.375
		DIFFERENCE :	0.027

LAP	SECTOR 1	SECTOR 2	LAP TIME	MPH	DIFF	TIME OF DAY
1 -		28.856	1:26.952	81.93	5.577	14:38:30.381
2 -	53.142	29.007	1:22.149 (3)	86.72	0.774	14:39:52.530
3 -	53.884	29.964	1:23.848	84.97	2.473	14:41:16.378
4 -	52.831	28.955	1:21.786 (2)	87.11	0.411	14:42:38.164
5 -	52.492	28.883	1:21.375 (1)	87.55		14:43:59.539
6 -	53.079	31.227	1:24.306	84.50	2.931	14:45:23.845
7 -	53.961	39.024	1:32.985	76.62	11.610	14:46:56.830
8 -	54.659	30.551	1:25.210	83.61	3.835	14:48:22.040
9 -	52.948	29.359	1:22.307	86.56	0.932	14:49:44.347
10 -	52.942	29.556	1:22.498	86.36	1.123	14:51:06.845

P12	4	Denis HALIL	Yamaha - D & A AUTOS
IDEAL LAP TIME :	1:23.022	BEST LAP TIME :	1:23.186
		DIFFERENCE :	0.164

LAP	SECTOR 1	SECTOR 2	LAP TIME	MPH	DIFF	TIME OF DAY
1 -		30.285	1:31.516	77.85	8.330	14:38:34.945
2 -	54.984	29.864	1:24.848	83.96	1.662	14:39:59.793
3 -	54.944	29.747	1:24.691	84.12	1.505	14:41:24.484
4 -	53.920	29.278	1:23.198 (2)	85.63	0.012	14:42:47.682
5 -	54.631	29.613	1:24.244	84.57	1.058	14:44:11.926
6 -	54.169	30.280	1:24.449	84.36	1.263	14:45:36.375
7 -	55.002	29.608	1:24.610	84.20	1.424	14:47:00.985
8 -	54.094	29.670	1:23.764 (3)	85.05	0.578	14:48:24.749
9 -	53.744	29.442	1:23.186 (1)	85.64		14:49:47.935
10 -	53.993	29.832	1:23.825	84.99	0.639	14:51:11.760

P13	57 C	Geoff MOOK	Yamaha -
IDEAL LAP TIME :	1:22.892	BEST LAP TIME :	1:22.938
		DIFFERENCE :	0.046

LAP	SECTOR 1	SECTOR 2	LAP TIME	MPH	DIFF	TIME OF DAY
1 -		30.713	1:31.500	77.86	8.562	14:38:34.929
2 -	54.458	30.063	1:24.521	84.29	1.583	14:39:59.450
3 -	53.989	29.815	1:23.804 (3)	85.01	0.866	14:41:23.254
4 -	54.450	29.548	1:23.998	84.81	1.060	14:42:47.252
5 -	54.837	30.236	1:25.073	83.74	2.135	14:44:12.325
6 -	54.301	30.568	1:24.869	83.94	1.931	14:45:37.194
7 -	54.489	29.761	1:24.250	84.56	1.312	14:47:01.444
8 -	54.247	29.567	1:23.814	85.00	0.876	14:48:25.258

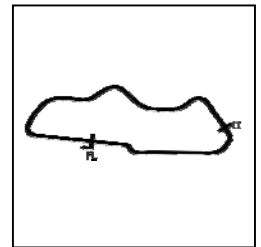
Weather / Track : Cloudy / Dry

Donington Park National
Circuit Length = 1.9790 miles
Start: 14:37 Flag 14:50 End: 14:52

BMCRC - MRO Championships 2019 - Rnd 4 @ Donington Park

DFDS Yamaha Past Masters

RACE 16 - SECTOR ANALYSIS



SECTOR 1 = FL to I1, SECTOR 2 = I1 to FL, DIFF = Difference To Personal Best Lap, P = Crossed Finish Line in Pit Lane, D = Time Disallowed

9 -	53.344	29.594	1:22.938 (1)	85.90		14:49:48.196
10 -	53.442	30.323	1:23.765 (2)	85.05	0.827	14:51:11.961

P14 27 R		Richard HAYWARD		Yamaha - Gforce Motorcycles			
IDEAL LAP TIME : 1:23.318		BEST LAP TIME : 1:23.413		DIFFERENCE : 0.095			
LAP	SECTOR 1	SECTOR 2	LAP TIME	MPH	DIFF	TIME OF DAY	
1 -		30.000	1:31.629	77.75	8.216	14:38:35.058	
2 -	55.400	30.116	1:25.516	83.31	2.103	14:40:00.574	
3 -	54.445	30.013	1:24.458	84.35	1.045	14:41:25.032	
4 -	54.449	29.416	1:23.865	84.95	0.452	14:42:48.897	
5 -	54.241	30.040	1:24.281	84.53	0.868	14:44:13.178	
6 -	54.156	31.059	1:25.215	83.60	1.802	14:45:38.393	
7 -	55.916	29.537	1:25.453	83.37	2.040	14:47:03.846	
8 -	54.066	29.347	1:23.413 (1)	85.41		14:48:27.259	
9 -	54.102	29.503	1:23.605 (3)	85.21	0.192	14:49:50.864	
10 -	53.971	29.631	1:23.602 (2)	85.22	0.189	14:51:14.466	

P15 83 C		Paul GODBOLD		Yamaha - Hill farm tree services			
IDEAL LAP TIME : 1:23.075		BEST LAP TIME : 1:23.075		DIFFERENCE : 0.000			
LAP	SECTOR 1	SECTOR 2	LAP TIME	MPH	DIFF	TIME OF DAY	
1 -		29.848	1:33.548	76.15	10.473	14:38:36.977	
2 -	54.664	29.777	1:24.441	84.37	1.366	14:40:01.418	
3 -	54.486	29.799	1:24.285	84.53	1.210	14:41:25.703	
4 -	54.658	29.421	1:24.079	84.73	1.004	14:42:49.782	
5 -	53.690	29.385	1:23.075 (1)	85.76		14:44:12.857	
6 -	54.325	30.471	1:24.796	84.02	1.721	14:45:37.653	
7 -	57.114	29.868	1:26.982	81.90	3.907	14:47:04.635	
8 -	54.625	29.689	1:24.314	84.50	1.239	14:48:28.949	
9 -	54.032	29.523	1:23.555 (2)	85.26	0.480	14:49:52.504	
10 -	54.011	29.863	1:23.874 (3)	84.94	0.799	14:51:16.378	

P16 5 C		Max HOUSE		Yamaha -			
IDEAL LAP TIME : 1:23.694		BEST LAP TIME : 1:23.806		DIFFERENCE : 0.112			
LAP	SECTOR 1	SECTOR 2	LAP TIME	MPH	DIFF	TIME OF DAY	
1 -		31.105	1:31.562	77.81	7.756	14:38:34.991	
2 -	54.656	30.498	1:25.154	83.66	1.348	14:40:00.145	
3 -	54.370	30.175	1:24.545	84.27	0.739	14:41:24.690	
4 -	54.217	29.606	1:23.823 (2)	84.99	0.017	14:42:48.513	
5 -	54.156	29.891	1:24.047	84.76	0.241	14:44:12.560	
6 -	54.135	31.446	1:25.581	83.25	1.775	14:45:38.141	
7 -	56.042	29.972	1:26.014	82.83	2.208	14:47:04.155	
8 -	54.148	29.658	1:23.806 (1)	85.01		14:48:27.961	
9 -	54.813	29.905	1:24.718	84.09	0.912	14:49:52.679	
10 -	54.361	29.559	1:23.920 (3)	84.89	0.114	14:51:16.599	

P17 55		Paul TOLAND		Yamaha -			
IDEAL LAP TIME : 1:24.219		BEST LAP TIME : 1:24.219		DIFFERENCE : 0.000			
LAP	SECTOR 1	SECTOR 2	LAP TIME	MPH	DIFF	TIME OF DAY	
1 -		30.866	1:30.656	78.58	6.437	14:38:34.085	
2 -	55.118	30.351	1:25.469	83.35	1.250	14:39:59.554	
3 -	54.756	30.623	1:25.379	83.44	1.160	14:41:24.933	
4 -	55.252	30.092	1:25.344	83.48	1.125	14:42:50.277	
5 -	54.470	29.749	1:24.219 (1)	84.59		14:44:14.496	
6 -	54.838	30.397	1:25.235	83.58	1.016	14:45:39.731	
7 -	56.368	29.954	1:26.322	82.53	2.103	14:47:06.053	
8 -	54.737	30.396	1:25.133 (3)	83.68	0.914	14:48:31.186	
9 -	54.624	30.210	1:24.834 (2)	83.98	0.615	14:49:56.020	
10 -	55.134	30.808	1:25.942	82.90	1.723	14:51:21.962	

Weather / Track : Cloudy / Dry

Donington Park National
 Circuit Length = 1.9790 miles
 Start: 14:37 Flag 14:50 End: 14:52

BMCRC - MRO Championships 2019 - Rnd 4 @ Donington Park

DFDS Yamaha Past Masters

RACE 16 - SECTOR ANALYSIS



SECTOR 1 = FL to I1, SECTOR 2 = I1 to FL, DIFF = Difference To Personal Best Lap, P = Crossed Finish Line in Pit Lane, D = Time Disallowed

P18 72 C		Len WHALIN		Yamaha - Prestige shoe & lock, T&B locksmiths. Lashes by Chl		
IDEAL LAP TIME : 1:26.946		BEST LAP TIME : 1:26.984		DIFFERENCE : 0.038		
LAP	SECTOR 1	SECTOR 2	LAP TIME	MPH	DIFF	TIME OF DAY
1 -		31.255	1:37.727	72.90	10.743	14:38:41.156
2 -	57.314	30.871	1:28.185	80.79	1.201	14:40:09.341
3 -	56.721	31.226	1:27.947 (3)	81.01	0.963	14:41:37.288
4 -	56.634	30.843	1:27.477 (2)	81.44	0.493	14:43:04.765
5 -	56.246	30.738	1:26.984 (1)	81.90		14:44:31.749
6 -	56.501	31.495	1:27.996	80.96	1.012	14:45:59.745
7 -	56.930	31.036	1:27.966	80.99	0.982	14:47:27.711
8 -	57.320	30.995	1:28.315	80.67	1.331	14:48:56.026
9 -	57.283	30.700	1:27.983	80.97	0.999	14:50:24.009
10 -	57.332	31.146	1:28.478	80.52	1.494	14:51:52.487

P19 60 C		Daniel GOUGH		Yamaha - G Force Motorcycles		
IDEAL LAP TIME : 1:27.058		BEST LAP TIME : 1:27.075		DIFFERENCE : 0.017		
LAP	SECTOR 1	SECTOR 2	LAP TIME	MPH	DIFF	TIME OF DAY
1 -		31.076	1:33.612	76.10	6.537	14:38:37.041
2 -	56.611	30.464	1:27.075 (1)	81.82		14:40:04.116
3 -	57.006	30.940	1:27.946 (2)	81.01	0.871	14:41:32.062
4 -	57.081	30.968	1:28.049	80.91	0.974	14:43:00.111
5 -	57.059	31.056	1:28.115	80.85	1.040	14:44:28.226
6 -	57.603	31.987	1:29.590	79.52	2.515	14:45:57.816
7 -	58.341	31.139	1:29.480	79.62	2.405	14:47:27.296
8 -	58.174	30.934	1:29.108	79.95	2.033	14:48:56.404
9 -	57.463	30.579	1:28.042 (3)	80.92	0.967	14:50:24.446
10 -	56.594	31.503	1:28.097	80.87	1.022	14:51:52.543

P20 46 C		Kevin MARSHALL		Yamaha -		
IDEAL LAP TIME : 1:29.331		BEST LAP TIME : 1:29.971		DIFFERENCE : 0.640		
LAP	SECTOR 1	SECTOR 2	LAP TIME	MPH	DIFF	TIME OF DAY
1 -		31.105	1:36.380	73.92	6.409	14:38:39.809
2 -	58.405	32.569	1:30.974	78.31	1.003	14:40:10.783
3 -	58.226	31.745	1:29.971 (1)	79.18		14:41:40.754
4 -	58.651	32.464	1:31.115	78.19	1.144	14:43:11.869
5 -	58.784	32.100	1:30.884	78.39	0.913	14:44:42.753
6 -	58.632	32.196	1:30.828	78.44	0.857	14:46:13.581
7 -	58.488	31.890	1:30.378 (2)	78.83	0.407	14:47:43.959
8 -	58.777	31.690	1:30.467 (3)	78.75	0.496	14:49:14.426
9 -	59.008	31.809	1:30.817	78.45	0.846	14:50:45.243

P21 99 C		Paul FIRTH		Yamaha -		
IDEAL LAP TIME : 1:27.393		BEST LAP TIME : 1:27.992		DIFFERENCE : 0.599		
LAP	SECTOR 1	SECTOR 2	LAP TIME	MPH	DIFF	TIME OF DAY
1 -		33.172	1:41.810	69.97	13.818	14:38:45.239
2 -	59.778	32.088	1:31.866	77.55	3.874	14:40:17.105
3 -	59.408	32.419	1:31.827	77.58	3.835	14:41:48.932
4 -	59.836	31.824	1:31.660	77.72	3.668	14:43:20.592
5 -	58.663	32.273	1:30.936	78.34	2.944	14:44:51.528
6 -	58.245	31.406	1:29.651	79.47	1.659	14:46:21.179
7 -	57.086	31.502	1:28.588 (3)	80.42	0.596	14:47:49.767
8 -	57.185	30.807	1:27.992 (1)	80.96		14:49:17.759
9 -	56.586	31.718	1:28.304 (2)	80.68	0.312	14:50:46.063

P22 80 R		David BALL		Yamaha -		
IDEAL LAP TIME : 1:31.437		BEST LAP TIME : 1:31.544		DIFFERENCE : 0.107		
LAP	SECTOR 1	SECTOR 2	LAP TIME	MPH	DIFF	TIME OF DAY
1 -		32.328	1:38.536	72.30	6.992	14:38:41.965
2 -	1:00.220	32.795	1:33.015	76.59	1.471	14:40:14.980

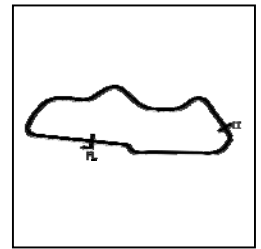
Weather / Track : Cloudy / Dry

Donington Park National
Circuit Length = 1.9790 miles
Start: 14:37 Flag 14:50 End: 14:52

BMCRC - MRO Championships 2019 - Rnd 4 @ Donington Park

DFDS Yamaha Past Masters

RACE 16 - SECTOR ANALYSIS



SECTOR 1 = FL to I1, SECTOR 2 = I1 to FL, DIFF = Difference To Personal Best Lap, P = Crossed Finish Line in Pit Lane, D = Time Disallowed

3 -	1:00.283	32.763	1:33.046	76.57	1.502	14:41:48.026
4 -	1:00.859	32.609	1:33.468	76.22	1.924	14:43:21.494
5 -	1:00.118	32.395	1:32.513	77.01	0.969	14:44:54.007
6 -	59.167	32.562	1:31.729 (2)	77.67	0.185	14:46:25.736
7 -	59.274	32.270	1:31.544 (1)	77.82		14:47:57.280
8 -	59.858	32.504	1:32.362 (3)	77.13	0.818	14:49:29.642
9 -	1:00.364	32.828	1:33.192	76.45	1.648	14:51:02.834

P23	66 C	Neil ZWARTOUW	Yamaha - Please sponsor me!?			
IDEAL LAP TIME : 1:31.694		BEST LAP TIME : 1:31.908	DIFFERENCE : 0.214			

LAP	SECTOR 1	SECTOR 2	LAP TIME	MPH	DIFF	TIME OF DAY
1 -		32.518	1:40.647	70.78	8.739	14:38:44.076
2 -	59.520	32.413	1:31.933 (2)	77.49	0.025	14:40:16.009
3 -	1:00.345	33.109	1:33.454	76.23	1.546	14:41:49.463
4 -	1:00.332	32.218	1:32.550	76.98	0.642	14:43:22.013
5 -	59.685	33.482	1:33.167	76.47	1.259	14:44:55.180
6 -	59.476	32.432	1:31.908 (1)	77.51		14:46:27.088
7 -	59.716	32.609	1:32.325	77.16	0.417	14:47:59.413
8 -	1:00.014	32.230	1:32.244	77.23	0.336	14:49:31.657
9 -	59.702	32.290	1:31.992 (3)	77.44	0.084	14:51:03.649

P24	87	Denise BUTTON	Yamaha -			
IDEAL LAP TIME : 1:33.329		BEST LAP TIME : 1:33.776	DIFFERENCE : 0.447			

LAP	SECTOR 1	SECTOR 2	LAP TIME	MPH	DIFF	TIME OF DAY
1 -		32.772	1:42.576	69.45	8.800	14:38:46.005
2 -	1:01.775	33.183	1:34.958	75.02	1.182	14:40:20.963
3 -	1:01.314	33.666	1:34.980	75.01	1.204	14:41:55.943
4 -	1:01.788	33.081	1:34.869	75.09	1.093	14:43:30.812
5 -	1:01.664	33.775	1:35.439	74.65	1.663	14:45:06.251
6 -	1:01.350	33.144	1:34.494 (2)	75.39	0.718	14:46:40.745
7 -	1:02.154	33.142	1:35.296	74.76	1.520	14:48:16.041
8 -	1:01.793	32.925	1:34.718 (3)	75.21	0.942	14:49:50.759
9 -	1:00.557	33.219	1:33.776 (1)	75.97		14:51:24.535

P25	67 C	Mark BAILEY	Yamaha - Gforce motorcycles			
IDEAL LAP TIME : 1:35.873		BEST LAP TIME : 1:35.873	DIFFERENCE : 0.000			

LAP	SECTOR 1	SECTOR 2	LAP TIME	MPH	DIFF	TIME OF DAY
1 -		33.881	1:44.914	67.90	9.041	14:38:48.343
2 -	1:02.395	33.478	1:35.873 (1)	74.31		14:40:24.216
3 -	1:03.508	34.420	1:37.928	72.75	2.055	14:42:02.144
4 -	1:05.001	33.921	1:38.922	72.02	3.049	14:43:41.066
5 -	1:03.753	34.818	1:38.571	72.27	2.698	14:45:19.637
6 -	1:03.139	34.709	1:37.848	72.81	1.975	14:46:57.485
7 -	1:02.750	33.985	1:36.735 (2)	73.65	0.862	14:48:34.220
8 -	1:03.104	34.346	1:37.450 (3)	73.11	1.577	14:50:11.670
9 -	1:03.119	34.348	1:37.467	73.09	1.594	14:51:49.137

P26	32 R	Lorraine ANSON	Yamaha - Wallis & Whalin Racing			
IDEAL LAP TIME : 1:38.129		BEST LAP TIME : 1:38.935	DIFFERENCE : 0.806			

LAP	SECTOR 1	SECTOR 2	LAP TIME	MPH	DIFF	TIME OF DAY
1 -		33.782	1:45.722	67.39	6.787	14:38:49.151
2 -	1:04.347	34.588	1:38.935 (1)	72.01		14:40:28.086
3 -	1:05.946	35.402	1:41.348	70.29	2.413	14:42:09.434
4 -	1:05.511	35.034	1:40.545 (2)	70.86	1.610	14:43:49.979
5 -	1:05.898	36.542	1:42.440	69.54	3.505	14:45:32.419
6 -	1:06.384	35.546	1:41.930	69.89	2.995	14:47:14.349
7 -	1:05.259	35.592	1:40.851	70.64	1.916	14:48:55.200
8 -	1:05.450	35.310	1:40.760 (3)	70.70	1.825	14:50:35.960

Weather / Track : Cloudy / Dry

Donington Park National
Circuit Length = 1.9790 miles
Start: 14:37 Flag 14:50 End: 14:52

BMCRC - MRO Championships 2019 - Rnd 4 @ Donington Park

DFDS Yamaha Past Masters

RACE 16 - SECTOR ANALYSIS



SECTOR 1 = FL to I1, SECTOR 2 = I1 to FL, DIFF = Difference To Personal Best Lap, P = Crossed Finish Line in Pit Lane, D = Time Disallowed

P27 33 R		Kieran LEWIS		Yamaha - Controls For Doors Ltd/ G Force Motorcycles		
IDEAL LAP TIME : 1:39.179		BEST LAP TIME : 1:39.620		DIFFERENCE : 0.441		
LAP	SECTOR 1	SECTOR 2	LAP TIME	MPH	DIFF	TIME OF DAY
1 -		34.939	1:49.641	64.98	10.021	14:38:53.070
2 -	1:04.952	34.728	1:39.680 (2)	71.47	0.060	14:40:32.750
3 -	1:04.789	34.831	1:39.620 (1)	71.51		14:42:12.370
4 -	1:05.381	34.390	1:39.771 (3)	71.40	0.151	14:43:52.141
5 -	1:05.099	35.662	1:40.761	70.70	1.141	14:45:32.902
6 -	1:06.266	35.786	1:42.052	69.81	2.432	14:47:14.954
7 -	1:05.186	35.739	1:40.925	70.59	1.305	14:48:55.879
8 -	1:05.155	35.956	1:41.111	70.46	1.491	14:50:36.990

P28 69 C		Mark ELLERAY		Yamaha - Abbot Solutions Ltd		
IDEAL LAP TIME : 1:31.265		BEST LAP TIME : 1:31.486		DIFFERENCE : 0.221		
LAP	SECTOR 1	SECTOR 2	LAP TIME	MPH	DIFF	TIME OF DAY
1 -		32.926	1:42.043	69.81	10.557	14:38:45.472
2 -	1:00.653	32.846	1:33.499	76.20	2.013	14:40:18.971
3 -	59.477	32.949	1:32.426	77.08	0.940	14:41:51.397
4 -	59.474	32.565	1:32.039 (3)	77.40	0.553	14:43:23.436
5 -	58.831	32.655	1:31.486 (1)	77.87		14:44:54.922
6 -	58.700	32.966	1:31.666 (2)	77.72	0.180	14:46:26.588

P29 40 C		Douglas BEACOCK		Yamaha -		
IDEAL LAP TIME : 1:21.384		BEST LAP TIME : 1:21.536		DIFFERENCE : 0.152		
LAP	SECTOR 1	SECTOR 2	LAP TIME	MPH	DIFF	TIME OF DAY
1 -		28.739	1:27.094	81.80	5.558	14:38:30.523
2 -	52.645	28.891	1:21.536 (1)	87.38		14:39:52.059
3 -	53.269	29.050	1:22.319	86.54	0.783	14:41:14.378
4 -	53.221	28.992	1:22.213 (3)	86.66	0.677	14:42:36.591
5 -	53.015	29.125	1:22.140 (2)	86.73	0.604	14:43:58.731

P30 95 C		Simon CLARK		Yamaha - Towan Motors		
IDEAL LAP TIME : 1:20.901		BEST LAP TIME : 1:20.901		DIFFERENCE : 0.000		
LAP	SECTOR 1	SECTOR 2	LAP TIME	MPH	DIFF	TIME OF DAY
1 -		29.438	1:28.692	80.32	7.791	14:38:32.121
2 -	53.244	29.149	1:22.393	86.47	1.492	14:39:54.514
3 -	52.894	28.819	1:21.713 (2)	87.19	0.812	14:41:16.227
4 -	52.207	28.694	1:20.901 (1)	88.06		14:42:37.128
5 -	52.706	29.057	1:21.763 (3)	87.13	0.862	14:43:58.891

P31 100 R		Sam DRUCE		Yamaha - www.ypmrc.co.uk		
IDEAL LAP TIME : 1:34.391		BEST LAP TIME : 1:34.391		DIFFERENCE : 0.000		
LAP	SECTOR 1	SECTOR 2	LAP TIME	MPH	DIFF	TIME OF DAY
1 -		33.879	1:41.876	69.93	7.485	14:38:45.305
2 -	1:01.993	32.398	1:34.391 (1)	75.48		14:40:19.696
3 -	1:07.241	34.186	1:41.427 (2)	70.24	7.036	14:42:01.123
4 -	1:08.789	IN PIT	1:48.381 P	65.73	13.990	14:43:49.504

P32 78		Gary BUTTON		Yamaha -		
IDEAL LAP TIME :		BEST LAP TIME :		DIFFERENCE :		
LAP	SECTOR 1	SECTOR 2	LAP TIME	MPH	DIFF	TIME OF DAY
1 -		32.449	1:39.325	71.73		14:38:42.754

Weather / Track : Cloudy / Dry

Donington Park National
Circuit Length = 1.9790 miles
Start: 14:37 Flag 14:50 End: 14:52

BMCRC - MRO Championships 2019 - Rnd 4 @ Donington Park

DFDS Yamaha Past Masters

RACE 16 - BEST SECTORS

SECTOR 1			SECTOR 2			IDEAL / BEST COMPARISON						
POS	NO	NAME	TIME	NO	NAME	TIME	POS	NO	NAME	IDEAL	BEST	DIFF
									PERFECT LAP	1:19.220		
1	13	EDMONDSON	51.252	13	EDMONDSON	27.968	1	13	EDMONDSON	1:19.220	1:19.235	0.015
2	125	MILES	51.491	24	CARSON	28.193	2	125	MILES	1:19.881	1:19.881	0.000
3	24	CARSON	51.741	101	DAVIES	28.266	3	24	CARSON	1:19.934	1:20.043	0.109
4	19	BRANTON	51.908	125	MILES	28.390	4	19	BRANTON	1:20.361	1:20.593	0.232
5	95	CLARK	52.207	6	BARBER	28.449	5	101	DAVIES	1:20.610	1:20.842	0.232
6	6	BARBER	52.273	19	BRANTON	28.453	6	6	BARBER	1:20.722	1:20.898	0.176
7	101	DAVIES	52.344	95	CLARK	28.694	7	95	CLARK	1:20.901	1:20.901	0.000
8	7	MOORE	52.492	40	BEACOCK	28.739	8	7	MOORE	1:21.348	1:21.375	0.027
9	40	BEACOCK	52.645	11	BOWN	28.807	9	40	BEACOCK	1:21.384	1:21.536	0.152
10	11	BOWN	52.667	7	MOORE	28.856	10	11	BOWN	1:21.474	1:21.558	0.084
11	74	WHITBY	52.759	15	PERKINS	28.890	11	15	PERKINS	1:21.718	1:21.721	0.003
12	15	PERKINS	52.828	22	BALLERINI	29.167	12	74	WHITBY	1:22.032	1:22.137	0.105
13	22	BALLERINI	53.024	74	WHITBY	29.273	13	22	BALLERINI	1:22.191	1:22.241	0.050
14	57	MOOK	53.344	4	HALIL	29.278	14	57	MOOK	1:22.892	1:22.938	0.046
15	83	GODBOLD	53.690	27	HAYWARD	29.347	15	4	HALIL	1:23.022	1:23.186	0.164
16	4	HALIL	53.744	83	GODBOLD	29.385	16	83	GODBOLD	1:23.075	1:23.075	0.000
17	27	HAYWARD	53.971	57	MOOK	29.548	17	27	HAYWARD	1:23.318	1:23.413	0.095
18	5	HOUSE	54.135	5	HOUSE	29.559	18	5	HOUSE	1:23.694	1:23.806	0.112
19	55	TOLAND	54.470	55	TOLAND	29.749	19	55	TOLAND	1:24.219	1:24.219	0.000
20	72	WHALIN	56.246	60	GOUGH	30.464	20	72	WHALIN	1:26.946	1:26.984	0.038
21	99	FIRTH	56.586	72	WHALIN	30.700	21	60	GOUGH	1:27.058	1:27.075	0.017
22	60	GOUGH	56.594	99	FIRTH	30.807	22	99	FIRTH	1:27.393	1:27.992	0.599
23	46	MARSHALL	58.226	46	MARSHALL	31.105	23	46	MARSHALL	1:29.331	1:29.971	0.640
24	69	ELLERAY	58.700	66	ZWARTOUW	32.218	24	69	ELLERAY	1:31.265	1:31.486	0.221
25	80	BALL	59.167	80	BALL	32.270	25	80	BALL	1:31.437	1:31.544	0.107
26	66	ZWARTOUW	59.476	100	DRUCE	32.398	26	66	ZWARTOUW	1:31.694	1:31.908	0.214
27	87	BUTTON	1:00.557	78	BUTTON	32.449	27	87	BUTTON	1:33.329	1:33.776	0.447
28	100	DRUCE	1:01.993	69	ELLERAY	32.565	28	100	DRUCE	1:34.391	1:34.391	0.000
29	67	BAILEY	1:02.395	87	BUTTON	32.772	29	67	BAILEY	1:35.873	1:35.873	0.000
30	32	ANSON	1:04.347	67	BAILEY	33.478	30	32	ANSON	1:38.129	1:38.935	0.806
31	33	LEWIS	1:04.789	32	ANSON	33.782	31	33	LEWIS	1:39.179	1:39.620	0.441
32				33	LEWIS	34.390	32	78	BUTTON			
33												

Weather / Track : Cloudy / Dry

Donington Park National
 Circuit Length = 1.9790 miles
 Start: 14:37 Flag 14:50 End: 14:52

Results can be found at www.tsl-timing.com

Printed - 15:02 Sunday, 19 May 2019