

**BMCRC – MRO
Championship 2008
22nd & 23rd March 2008
Donington Park**



Dyna Pro
Dynamometers

norfolkline
MAERK



Results by RS Sports Timing



2 - BMCRC - MRO CHAMPIONSHIPS 2008

Sorted on Best Lap time

PIRELLI-METZELER SUPERSTOCK 1000

DONINGTON PARK NATIONAL 1.957 Miles

PRACTICE

22/03/2008 09:44

Practice

Pos	No.	Name	Bike	Best Tm	Diff	Best Spd	In Lap	Sponsor
1	29	Mark Lister	Suzuki GSXR 1000	1:31.980	-	76.607	5	LCS/Orwell M/c's
2	33	Tim Bourne	Yamaha R1 1000	1:32.876	+0.896	75.868	3	
3	4	Richard Dobson	Yamaha R1 1000	1:32.892	+0.912	75.855	4	On Line Services
4	6	Dean Daniels	Yamaha R1 1000	1:33.289	+1.309	75.532	4	Crowns Garages
5	64	Dylan Fox	Suzuki GSXR 1000	1:33.792	+1.812	75.127	3	
6	43	Ross Connolly	Yamaha R1 1000	1:34.567	+2.587	74.511	4	
7	23	Sam Bishop	Yamaha R1 1000	1:34.573	+2.593	74.506	5	Kester Cunningham John
8	53	Gavin Hunt	Suzuki GSXR 1000	1:34.876	+2.896	74.268	3	Martin Bullock
9	47	Barry Chapman	Yamaha R1 1000	1:34.940	+2.960	74.218	3	
10	3	Peter Baker	Suzuki GSXR 1000	1:35.819	+3.839	73.537	3	Morello Roofing
11	14	Lee Hodge	Suzuki GSXR 1000	1:35.955	+3.975	73.433	5	
12	35	Carl Nelson	Suzuki GSXR 1000	1:36.319	+4.339	73.156	4	
13	71	David Moxon	Suzuki GSXR 1000	1:36.352	+4.372	73.131	3	Orwell Racing
14	46	Luke De La Cour	Suzuki GSXR 1000	1:36.390	+4.410	73.102	3	
15	51	Adrian Chamlerlain	Suzuki GSXR 1000	1:36.911	+4.931	72.709	3	
16	38	Charles Hodgson	Suzuki GSXR 1000	1:37.141	+5.161	72.537	3	Umeco
17	85	Ian Mackman	Suzuki GSXR 1000	1:37.627	+5.647	72.176	3	
18	22	Oliver Dupuy	Kawasaki ZXR 1000	1:37.674	+5.694	72.141	3	ODR Kawasaki
19	67	James Hurrell	Yamaha R1 1000	1:38.721	+6.741	71.376	3	R Butt Logistics
20	21	Charles McCartan	Suzuki GSXR 1000	1:40.577	+8.597	70.059	4	
21	39	Rob Barber	Suzuki GSXR 1000	1:41.257	+9.277	69.588	4	Dave Cottrell
22	31	Simon Meadows	Suzuki GSXR 1000	1:42.238	+10.258	68.920	3	
23	74	Adam Kemp	Suzuki GSXR 1000	1:42.550	+10.570	68.711	4	Halo Leathers
24	44	Michael Elliott	Yamaha R1 1000	1:43.914	+11.934	67.809	3	C&D Auto Services
25	61	Barry Dunstan	Suzuki GSXR 1000	1:44.476	+12.496	67.444	4	
26	32	David Ferns	Yamaha R1 1000	1:45.751	+13.771	66.631	4	Hazel Grove Plumbing
27	28	Colin Young	Suzuki GSXR 1000	1:46.479	+14.499	66.175	3	Dynotech

Chief Timekeeper

Orbits 4



www.amb-it.com
www.mylaps.com

Licensed to: RS Sports Timing



2 - BMCRC - MRO CHAMPIONSHIPS 2008

PIRELLI-METZELER SUPERSTOCK 1000

DONINGTON PARK NATIONAL 1.957 Miles

PRACTICE

22/03/2008 09:44

Practice

Lap	Lap Tm	Diff	Time of Day
<hr/>			
(29) Mark Lister			
1	-:--	-	9:46:00.067
2	1:37.261	+5.281	9:47:37.328
3	1:33.840	+1.860	9:49:11.168
4	1:35.842	+3.862	9:50:47.010
5	1:31.980	-	9:52:18.990

<hr/>			
(33) Tim Bourne			
1	-:--	-	9:46:02.191
2	1:38.569	+5.693	9:47:40.760
3	1:32.876	-	9:49:13.636
4	1:33.271	+0.395	9:50:46.907

<hr/>			
(4) Richard Dobson			
1	-:--	-	9:46:02.568
2	1:38.686	+5.794	9:47:41.254
3	1:36.770	+3.878	9:49:18.024
4	1:32.892	-	9:50:50.916
5	1:35.417	+2.525	9:52:26.333

<hr/>			
(6) Dean Daniels			
1	-:--	-	9:46:14.268
2	1:38.672	+5.383	9:47:52.940
3	1:33.440	+0.151	9:49:26.380
4	1:33.289	-	9:50:59.669

<hr/>			
(64) Dylan Fox			
1	-:--	-	9:46:26.160
2	1:39.095	+5.303	9:48:05.255
3	1:33.792	-	9:49:39.047
4	1:34.127	+0.335	9:51:13.174

<hr/>			
(43) Ross Connolly			
1	-:--	-	9:46:25.499
2	1:37.668	+3.101	9:48:03.167
3	1:35.125	+0.558	9:49:38.292
4	1:34.567	-	9:51:12.859

<hr/>			
(23) Sam Bishop			
1	-:--	-	9:46:00.046
2	1:39.557	+4.984	9:47:39.603
3	1:36.176	+1.603	9:49:15.779
4	1:34.663	+0.090	9:50:50.442
5	1:34.573	-	9:52:25.015

<hr/>			
(53) Gavin Hunt			
1	-:--	-	9:46:11.762
2	1:37.837	+2.961	9:47:49.599
3	1:34.876	-	9:49:24.475
4	1:36.420	+1.544	9:51:00.895

<hr/>			
(47) Barry Chapman			
1	-:--	-	9:45:56.157
2	1:36.580	+1.640	9:47:32.737
3	1:34.940	-	9:49:07.677

<hr/>			
(3) Peter Baker			
1	-:--	-	9:45:58.030
2	1:36.775	+0.956	9:47:34.805
3	1:35.819	-	9:49:10.624
4	1:36.941	+1.122	9:50:47.565

<hr/>			
(14) Lee Hodge			
1	-:--	-	9:45:54.710
2	1:40.315	+4.360	9:47:35.025

Lap	Lap Tm	Diff	Time of Day
3	1:36.093	+0.138	9:49:11.118
4	1:36.887	+0.932	9:50:48.005
5	1:35.955	-	9:52:23.960

<hr/>			
(35) Carl Nelson			
1	-:--	-	9:46:15.956
2	1:38.632	+2.313	9:47:54.588
3	1:42.185	+5.866	9:49:36.773
4	1:36.319	-	9:51:13.092

<hr/>			
(71) David Moxon			
1	-:--	-	9:46:01.758
2	1:41.006	+4.654	9:47:42.764
3	1:36.352	-	9:49:19.116

<hr/>			
(46) Luke De La Cour			
1	-:--	-	9:46:06.485
2	1:40.963	+4.573	9:47:47.448
3	1:36.390	-	9:49:23.838
4	1:36.711	+0.321	9:51:00.549

<hr/>			
(51) Adrian Chamlerlain			
1	-:--	-	9:46:06.727
2	1:41.885	+4.974	9:47:48.612
3	1:36.911	-	9:49:25.523

<hr/>			
(38) Charles Hodgson			
1	-:--	-	9:46:05.517
2	1:40.935	+3.794	9:47:46.452
3	1:37.141	-	9:49:23.593
4	1:37.681	+0.540	9:51:01.274

<hr/>			
(85) Ian Mackman			
1	-:--	-	9:46:01.552
2	1:40.629	+3.002	9:47:42.181
3	1:37.627	-	9:49:19.808
4	1:37.680	+0.053	9:50:57.488

<hr/>			
(22) Oliver Dupuy			
1	-:--	-	9:46:03.238
2	1:41.416	+3.742	9:47:44.654
3	1:37.674	-	9:49:22.328
4	1:38.044	+0.370	9:51:00.372

<hr/>			
(67) James Hurrell			
1	-:--	-	9:45:57.697
2	1:42.689	+3.968	9:47:40.386
3	1:38.721	-	9:49:19.107
4	1:39.286	+0.565	9:50:58.393

<hr/>			
(21) Charles McCartan			
1	-:--	-	9:46:08.814
2	1:47.253	+6.676	9:47:56.067
3	1:42.952	+2.375	9:49:39.019
4	1:40.577	-	9:51:19.596

<hr/>			
(39) Rob Barber			
1	-:--	-	9:46:10.226
2	1:44.092	+2.835	9:47:54.318
3	1:42.907	+1.650	9:49:37.225
4	1:41.257	-	9:51:18.482

<hr/>			
(31) Simon Meadows			
1	-:--	-	9:46:28.032
2	1:43.350	+1.112	9:48:11.382
3	1:42.238	-	9:49:53.620

Lap	Lap Tm	Diff	Time of Day
4	1:42.741	+0.503	9:51:36.361

<hr/>			
(74) Adam Kemp			
1	-:--	-	9:46:08.749
2	1:44.108	+1.558	9:47:52.857
3	1:44.849	+2.299	9:49:37.706
4	1:42.550	-	9:51:20.256

<hr/>			
(44) Michael Elliott			
1	-:--	-	9:46:26.910
2	1:45.513	+1.599	9:48:12.423
3	1:43.914	-	9:49:56.337

<hr/>			
(61) Barry Dunstan			
1	-:--	-	9:46:31.753
2	1:47.673	+3.197	9:48:19.426
3	1:46.033	+1.557	9:50:05.459
4	1:44.476	-	9:51:49.935

<hr/>			
(32) David Ferns			
1	-:--	-	9:46:29.929
2	1:49.100	+3.349	9:48:19.029
3	1:46.958	+1.207	9:50:05.987
4	1:45.751	-	9:51:51.738

<hr/>			
(28) Colin Young			
1	-:--	-	9:46:30.915
2	1:47.213	+0.734	9:48:18.128
3	1:46.479	-	9:50:04.607

Chief Timekeeper

Orbits 4



www.amb-it.com

www.mylaps.com

Licensed to: RS Sports Timing



2 - BMCRC - MRO CHAMPIONSHIPS 2008

Sorted on Best Lap time

PIRELLI-METZELER SUPERSTOCK 1000

DONINGTON PARK NATIONAL 1.957 Miles

1ST QUALIFYING

22/03/2008 12:47

Qualify

Pos	No.	Name	Bike	Best Tm	Diff	Best Spd	In Lap	Sponsor
1	53	Gavin Hunt	Suzuki GSXR 1000	1:26.545	-	81.418	7	Martin Bullock
2	64	Dylan Fox	Suzuki GSXR 1000	1:26.561	+0.016	81.402	9	
3	3	Peter Baker	Suzuki GSXR 1000	1:27.087	+0.542	80.911	9	Morello Roofing
4	6	Dean Daniels	Yamaha R1 1000	1:27.170	+0.625	80.834	11	Crowns Garages
5	33	Tim Bourne	Yamaha R1 1000	1:27.238	+0.693	80.771	6	
6	47	Barry Chapman	Yamaha R1 1000	1:27.647	+1.102	80.394	9	
7	71	David Moxon	Suzuki GSXR 1000	1:27.829	+1.284	80.227	9	Orwell Racing
8	43	Ross Connolly	Yamaha R1 1000	1:27.951	+1.406	80.116	10	
9	29	Mark Lister	Suzuki GSXR 1000	1:27.980	+1.435	80.090	8	LCS/Orwell M/c's
10	35	Carl Nelson	Suzuki GSXR 1000	1:28.043	+1.498	80.032	10	
11	14	Lee Hodge	Suzuki GSXR 1000	1:28.320	+1.775	79.781	9	
12	4	Richard Dobson	Yamaha R1 1000	1:29.173	+2.628	79.018	7	On Line Services
13	67	James Hurrell	Yamaha R1 1000	1:29.322	+2.777	78.886	7	R Butt Logistics
14	85	Ian Mackman	Suzuki GSXR 1000	1:29.673	+3.128	78.577	9	
15	23	Sam Bishop	Yamaha R1 1000	1:29.695	+3.150	78.558	10	Kester Cunningham John
16	21	Charles McCartan	Suzuki GSXR 1000	1:30.486	+3.941	77.871	9	
17	44	Michael Elliott	Yamaha R1 1000	1:30.610	+4.065	77.765	6	C&D Auto Services
18	22	Oliver Dupuy	Kawasaki ZXR 1000	1:30.867	+4.322	77.545	10	ODR Kawasaki
19	39	Rob Barber	Suzuki GSXR 1000	1:31.153	+4.608	77.302	10	Dave Cottrell
20	38	Charles Hodgson	Suzuki GSXR 1000	1:31.304	+4.759	77.174	10	Umeco
21	84	David Twyford	Yamaha R1 1000	1:32.261	+5.716	76.373	7	
22	74	Adam Kemp	Suzuki GSXR 1000	1:34.095	+7.550	74.885	9	Halo Leathers
23	28	Colin Young	Suzuki GSXR 1000	1:34.275	+7.730	74.742	10	Dynotech
24	46	Luke De La Cour	Suzuki GSXR 1000	1:34.282	+7.737	74.736	7	
25	61	Barry Dunstan	Suzuki GSXR 1000	1:35.606	+9.061	73.701	6	
26	32	David Ferns	Yamaha R1 1000	1:42.157	+15.612	68.975	9	Hazel Grove Plumbing
27	31	Simon Meadows	Suzuki GSXR 1000	1:49.672	+23.127	64.249	2	
28	72	Michael O'Brien	Suzuki GSXR 1000	1:50.716	+24.171	63.643	4	O'Brien HiFi
29	51	Adrian Chamlerlain	Suzuki GSXR 1000	----	-	-	1	

Chief Timekeeper

Orbits 4



www.amb-it.com
www.mylaps.com

Licensed to: RS Sports Timing



2 - BMCRC - MRO CHAMPIONSHIPS 2008

PIRELLI-METZELER SUPERSTOCK 1000

DONINGTON PARK NATIONAL 1.957 Miles

1ST QUALIFYING

22/03/2008 12:47

Qualify

Lap	Lap Tm	Diff	Time of Day
7	1:35.697	+4.830	13:00:22.282
8	1:33.081	+2.214	13:01:55.363
9	1:31.301	+0.434	13:03:26.664
10	1:30.867	-	13:04:57.531
11	1:30.980	+0.113	13:06:28.511

(39) Rob Barber

1	-:--		12:51:40.147
2	1:41.037	+9.884	12:53:21.184
3	1:38.682	+7.529	12:54:59.866
4	1:38.206	+7.053	12:56:38.072
5	1:36.804	+5.651	12:58:14.876
6	1:36.124	+4.971	12:59:51.000
7	1:33.815	+2.662	13:01:24.815
8	1:33.030	+1.877	13:02:57.845
9	1:31.805	+0.652	13:04:29.650
10	1:31.153	-	13:06:00.803

(38) Charles Hodgson

1	-:--		12:51:55.796
2	1:43.051	+11.747	12:53:38.847
3	1:39.750	+8.446	12:55:18.597
4	1:36.095	+4.791	12:56:54.692
5	1:33.523	+2.219	12:58:28.215
6	1:33.999	+2.695	13:00:02.214
7	1:33.813	+2.509	13:01:36.027
8	1:33.197	+1.893	13:03:09.224
9	1:32.011	+0.707	13:04:41.235
10	1:31.304	-	13:06:12.539

(84) David Twyford

1	-:--		12:53:51.128
2	1:40.301	+8.040	12:55:31.429
3	1:43.021	+10.760	12:57:14.450
4	1:37.336	+5.075	12:58:51.786
5	1:35.170	+2.909	13:00:26.956
6	1:34.253	+1.992	13:02:01.209
7	1:32.261	-	13:03:33.470
8	1:32.568	+0.307	13:05:06.038

(74) Adam Kemp

1	-:--		12:49:49.094
2	1:42.731	+8.636	12:51:31.825
3	1:41.091	+6.996	12:53:12.916
4	1:39.908	+5.813	12:54:52.824
5	1:38.312	+4.217	12:56:31.136
6	1:36.162	+2.067	12:58:07.298
7	1:37.389	+3.294	12:59:44.687
8	1:34.231	+0.136	13:01:18.918
9	1:34.095	-	13:02:53.013
10	1:38.597	+4.502	13:04:31.610

(28) Colin Young

1	-:--		12:52:04.385
2	1:46.906	+12.631	12:53:51.291
3	1:39.385	+5.110	12:55:30.676
4	1:38.323	+4.048	12:57:08.999
5	1:36.877	+2.602	12:58:45.876
6	1:36.902	+2.627	13:00:22.778
7	1:36.519	+2.244	13:01:59.297
8	1:37.602	+3.327	13:03:36.899
9	1:34.783	+0.508	13:05:11.682
10	1:34.275	-	13:06:45.957

(46) Luke De La Cour

1	-:--		12:49:53.018
---	------	--	--------------

Lap	Lap Tm	Diff	Time of Day
2	1:47.347	+13.065	12:51:40.365
3	1:44.185	+9.903	12:53:24.550
4	1:41.655	+7.373	12:55:06.205
5	1:40.910	+6.628	12:56:47.115
6	1:35.954	+1.672	12:58:23.069
7	1:34.282	-	12:59:57.351
8	2:23.166	+48.884	13:02:20.517

(61) Barry Dunstan

1	-:--		12:51:45.086
2	1:45.457	+9.851	12:53:30.543
3	1:42.022	+6.416	12:55:12.565
4	1:39.390	+3.784	12:56:51.955
5	1:37.092	+1.486	12:58:29.047
6	1:35.606	-	13:00:04.653
7	1:44.020	+8.414	13:01:48.673

(32) David Ferns

1	-:--		12:50:44.133
2	1:49.580	+7.423	12:52:33.713
3	1:48.856	+6.699	12:54:22.569
4	1:46.909	+4.752	12:56:09.478
5	1:46.534	+4.377	12:57:56.012
6	1:45.357	+3.200	12:59:41.369
7	1:44.897	+2.740	13:01:26.266
8	1:42.893	+0.736	13:03:09.159
9	1:42.157	-	13:04:51.316
10	1:42.737	+0.580	13:06:34.053

(31) Simon Meadows

1	-:--		12:57:54.121
2	1:49.672	-	12:59:43.793

(72) Michael O'Brien

1	-:--		12:54:13.145
2	1:56.873	+6.157	12:56:10.018
3	1:53.774	+3.058	12:58:03.792
4	1:50.716	-	12:59:54.508

(51) Adrian Chamlerlain

1	-:--		12:49:53.225
---	------	--	--------------

Chief Timekeeper

Orbits 4



www.amb-it.com
www.mylaps.com

Licensed to: RS Sports Timing



2 - BMCRC - MRO CHAMPIONSHIPS 2008

Sorted on Best Lap time

PIRELLI-METZELER SUPERSTOCK 1000

DONINGTON PARK NATIONAL 1.957 Miles

2ND QUALIFYING

22/03/2008 16:23

Qualify

Pos	No.	Name	Bike	Best Tm	Diff	Best Spd	In Lap	Sponsor
1	29	Mark Lister	Suzuki GSXR 1000	1:14.071	-	95.129	10	LCS/Orwell M/c's
2	85	Ian Mackman	Suzuki GSXR 1000	1:14.417	+0.346	94.686	8	
3	71	David Moxon	Suzuki GSXR 1000	1:14.786	+0.715	94.219	4	Orwell Racing
4	47	Barry Chapman	Yamaha R1 1000	1:14.807	+0.736	94.193	8	
5	67	James Hurrell	Yamaha R1 1000	1:15.124	+1.053	93.795	7	R Butt Logistics
6	4	Richard Dobson	Yamaha R1 1000	1:15.193	+1.122	93.709	4	On Line Services
7	23	Sam Bishop	Yamaha R1 1000	1:15.557	+1.486	93.258	9	Kester Cunningham John
8	33	Tim Bourne	Yamaha R1 1000	1:15.631	+1.560	93.167	7	
9	3	Peter Baker	Suzuki GSXR 1000	1:15.674	+1.603	93.114	9	Morello Roofing
10	64	Dylan Fox	Suzuki GSXR 1000	1:15.736	+1.665	93.037	9	
11	43	Ross Connolly	Yamaha R1 1000	1:15.876	+1.805	92.866	8	
12	44	Michael Elliott	Yamaha R1 1000	1:16.425	+2.354	92.199	9	C&D Auto Services
13	35	Carl Nelson	Suzuki GSXR 1000	1:16.467	+2.396	92.148	10	
14	39	Rob Barber	Suzuki GSXR 1000	1:16.751	+2.680	91.807	9	Dave Cottrell
15	14	Lee Hodge	Suzuki GSXR 1000	1:16.833	+2.762	91.709	10	
16	21	Charles McCartan	Suzuki GSXR 1000	1:16.855	+2.784	91.683	9	
17	6	Dean Daniels	Yamaha R1 1000	1:17.258	+3.187	91.205	6	Crowns Garages
18	72	Michael O'Brien	Suzuki GSXR 1000	1:17.602	+3.531	90.800	7	O'Brien HiFi
19	84	David Twyford	Yamaha R1 1000	1:17.714	+3.643	90.669	9	
20	61	Barry Dunstan	Suzuki GSXR 1000	1:17.721	+3.650	90.661	8	
21	53	Gavin Hunt	Suzuki GSXR 1000	1:18.630	+4.559	89.613	2	Martin Bullock
22	38	Charles Hodgson	Suzuki GSXR 1000	1:18.769	+4.698	89.455	5	Umeco
23	32	David Ferns	Yamaha R1 1000	1:19.162	+5.091	89.011	7	Hazel Grove Plumbing
24	46	Luke De La Cour	Suzuki GSXR 1000	1:19.556	+5.485	88.570	5	
25	22	Oliver Dupuy	Kawasaki ZXR 1000	1:20.014	+5.943	88.063	7	ODR Kawasaki
26	28	Colin Young	Suzuki GSXR 1000	1:20.860	+6.789	87.142	4	Dynotech
27	74	Adam Kemp	Suzuki GSXR 1000	1:21.515	+7.444	86.442	9	Halo Leathers
28	51	Adrian Chamlerlain	Suzuki GSXR 1000	1:22.038	+7.967	85.890	7	
29	31	Simon Meadows	Suzuki GSXR 1000	1:25.226	+11.155	82.678	4	

Chief Timekeeper

Orbits 4



www.amb-it.com

www.mylaps.com

Licensed to: RS Sports Timing



2 - BMCRC - MRO CHAMPIONSHIPS 2008

PIRELLI-METZELER SUPERSTOCK 1000

DONINGTON PARK NATIONAL 1.957 Miles

2ND QUALIFYING

22/03/2008 16:23

Qualify

Lap	Lap Tm	Diff	Time of Day
9	1:18.018	+0.760	16:35:27.029
10	1:17.902	+0.644	16:36:44.931

(72) Michael O'Brien

1	-:---		16:25:26.445
2	1:20.896	+3.294	16:26:47.341
3	1:20.684	+3.082	16:28:08.025
4	1:19.586	+1.984	16:29:27.611
5	1:18.739	+1.137	16:30:46.350
6	1:18.071	+0.469	16:32:04.421
7	1:17.602	-	16:33:22.023
8	1:48.710	+31.108	16:35:10.733

(84) David Twyford

1	-:---		16:25:30.182
2	1:22.621	+4.907	16:26:52.803
3	1:22.610	+4.896	16:28:15.413
4	1:21.559	+3.845	16:29:36.972
5	1:20.448	+2.734	16:30:57.420
6	1:20.394	+2.680	16:32:17.814
7	1:19.050	+1.336	16:33:36.864
8	1:19.048	+1.334	16:34:55.912
9	1:17.714	-	16:36:13.626

(61) Barry Dunstan

1	-:---		16:24:50.914
2	1:21.287	+3.566	16:26:12.201
3	1:20.682	+2.961	16:27:32.883
4	1:20.356	+2.635	16:28:53.239
5	1:19.874	+2.153	16:30:13.113
6	1:19.720	+1.999	16:31:32.833
7	1:18.176	+0.455	16:32:51.009
8	1:17.721	-	16:34:08.730
9	1:18.886	+1.165	16:35:27.616
10	1:17.800	+0.079	16:36:45.416

(53) Gavin Hunt

1	-:---		16:25:10.974
2	1:18.630	-	16:26:29.604

(38) Charles Hodgson

1	-:---		16:24:54.436
2	1:21.425	+2.656	16:26:15.861
3	1:20.214	+1.445	16:27:36.075
4	1:19.010	+0.241	16:28:55.085
5	1:18.769	-	16:30:13.854
6	1:19.169	+0.400	16:31:33.023
7	1:19.003	+0.234	16:32:52.026
8	1:19.105	+0.336	16:34:11.131
9	1:19.059	+0.290	16:35:30.190

(32) David Ferns

1	-:---		16:25:17.015
2	1:21.429	+2.267	16:26:38.444
3	1:21.150	+1.988	16:27:59.594
4	1:23.192	+4.030	16:29:22.786
5	1:19.822	+0.660	16:30:42.608
6	1:19.168	+0.006	16:32:01.776
7	1:19.162	-	16:33:20.938
8	1:20.301	+1.139	16:34:41.239
9	1:19.742	+0.580	16:36:00.981

(46) Luke De La Cour

1	-:---		16:24:48.632
2	1:21.069	+1.513	16:26:09.701
3	1:20.356	+0.800	16:27:30.057

Lap	Lap Tm	Diff	Time of Day
4	1:20.522	+0.966	16:28:50.579
5	1:19.556	-	16:30:10.135
6	1:31.067	+11.511	16:31:41.202

(22) Oliver Dupuy

1	-:---		16:24:58.691
2	1:22.713	+2.699	16:26:21.404
3	1:20.373	+0.359	16:27:41.777
4	1:20.288	+0.274	16:29:02.065
5	1:20.682	+0.668	16:30:22.747
6	1:21.094	+1.080	16:31:43.841
7	1:20.014	-	16:33:03.855
8	1:25.378	+5.364	16:34:29.233

(28) Colin Young

1	-:---		16:25:31.074
2	1:23.590	+2.730	16:26:54.664
3	1:22.525	+1.665	16:28:17.189
4	1:20.860	-	16:29:38.049
5	1:22.121	+1.261	16:31:00.170
6	1:21.641	+0.781	16:32:21.811
7	1:22.235	+1.375	16:33:44.046
8	1:22.810	+1.950	16:35:06.856
9	1:22.247	+1.387	16:36:29.103

(74) Adam Kemp

1	-:---		16:25:04.990
2	1:27.329	+5.814	16:26:32.319
3	1:25.080	+3.565	16:27:57.399
4	1:26.342	+4.827	16:29:23.741
5	1:25.042	+3.527	16:30:48.783
6	1:23.831	+2.316	16:32:12.614
7	1:23.663	+2.148	16:33:36.277
8	1:23.136	+1.621	16:34:59.413
9	1:21.515	-	16:36:20.928

(51) Adrian Chamlerlain

1	-:---		16:24:58.246
2	1:26.399	+4.361	16:26:24.645
3	1:24.475	+2.437	16:27:49.120
4	1:23.818	+1.780	16:29:12.938
5	1:22.302	+0.264	16:30:35.240
6	1:22.090	+0.052	16:31:57.330
7	1:22.038	-	16:33:19.368
8	1:22.857	+0.819	16:34:42.225

(31) Simon Meadows

1	-:---		16:25:04.815
2	1:29.010	+3.784	16:26:33.825
3	1:26.765	+1.539	16:28:00.590
4	1:25.226	-	16:29:25.816
5	1:25.381	+0.155	16:30:51.197
6	1:25.349	+0.123	16:32:16.546
7	1:25.948	+0.722	16:33:42.494
8	1:34.395	+9.169	16:35:16.889

Chief Timekeeper

Orbits 4



www.amb-it.com

www.mylaps.com

Licensed to: RS Sports Timing



2 - BMCRC - MRO CHAMPIONSHIPS 2008

PIRELLI-METZELER SUPERSTOCK 1000

DONINGTON PARK NATIONAL 1.957 Miles

COMBINED QUALIFYING

Pos	No.	Name	Bike	Overall BestTm	Diff	In Session	R1. Best Tm	R2. Best Tm	Sponsor
1	29	Mark Lister	Suzuki GSXR 1000	1:14.071	-	2ND QUALIFYING	1:27.980	1:14.071	LCS/Orwell M/c's
2	85	Ian Mackman	Suzuki GSXR 1000	1:14.417	+0.346	2ND QUALIFYING	1:29.673	1:14.417	
3	71	David Moxon	Suzuki GSXR 1000	1:14.786	+0.715	2ND QUALIFYING	1:27.829	1:14.786	Orwell Racing
4	47	Barry Chapman	Yamaha R1 1000	1:14.807	+0.736	2ND QUALIFYING	1:27.647	1:14.807	
5	67	James Hurrell	Yamaha R1 1000	1:15.124	+1.053	2ND QUALIFYING	1:29.322	1:15.124	R Butt Logistics
6	4	Richard Dobson	Yamaha R1 1000	1:15.193	+1.122	2ND QUALIFYING	1:29.173	1:15.193	On Line Services
7	23	Sam Bishop	Yamaha R1 1000	1:15.557	+1.486	2ND QUALIFYING	1:29.695	1:15.557	Kester Cunningham John
8	33	Tim Bourne	Yamaha R1 1000	1:15.631	+1.560	2ND QUALIFYING	1:27.238	1:15.631	
9	3	Peter Baker	Suzuki GSXR 1000	1:15.674	+1.603	2ND QUALIFYING	1:27.087	1:15.674	Morello Roofing
10	64	Dylan Fox	Suzuki GSXR 1000	1:15.736	+1.665	2ND QUALIFYING	1:26.561	1:15.736	
11	43	Ross Connolly	Yamaha R1 1000	1:15.876	+1.805	2ND QUALIFYING	1:27.951	1:15.876	
12	44	Michael Elliott	Yamaha R1 1000	1:16.425	+2.354	2ND QUALIFYING	1:30.610	1:16.425	C&D Auto Services
13	35	Carl Nelson	Suzuki GSXR 1000	1:16.467	+2.396	2ND QUALIFYING	1:28.043	1:16.467	
14	39	Rob Barber	Suzuki GSXR 1000	1:16.751	+2.680	2ND QUALIFYING	1:31.153	1:16.751	Dave Cottrell
15	14	Lee Hodge	Suzuki GSXR 1000	1:16.833	+2.762	2ND QUALIFYING	1:28.320	1:16.833	
16	21	Charles McCartan	Suzuki GSXR 1000	1:16.855	+2.784	2ND QUALIFYING	1:30.486	1:16.855	
17	6	Dean Daniels	Yamaha R1 1000	1:17.258	+3.187	2ND QUALIFYING	1:27.170	1:17.258	Crowns Garages
18	72	Michael O'Brien	Suzuki GSXR 1000	1:17.602	+3.531	2ND QUALIFYING	1:50.716	1:17.602	O'Brien HiFi
19	84	David Twyford	Yamaha R1 1000	1:17.714	+3.643	2ND QUALIFYING	1:32.261	1:17.714	
20	61	Barry Dunstan	Suzuki GSXR 1000	1:17.721	+3.650	2ND QUALIFYING	1:35.606	1:17.721	
21	53	Gavin Hunt	Suzuki GSXR 1000	1:18.630	+4.559	2ND QUALIFYING	1:26.545	1:18.630	Martin Bullock
22	38	Charles Hodgson	Suzuki GSXR 1000	1:18.769	+4.698	2ND QUALIFYING	1:31.304	1:18.769	Umeco
23	32	David Ferns	Yamaha R1 1000	1:19.162	+5.091	2ND QUALIFYING	1:42.157	1:19.162	Hazel Grove Plumbing
24	46	Luke De La Cour	Suzuki GSXR 1000	1:19.556	+5.485	2ND QUALIFYING	1:34.282	1:19.556	
25	22	Oliver Dupuy	Kawasaki ZXR 1000	1:20.014	+5.943	2ND QUALIFYING	1:30.867	1:20.014	ODR Kawasaki
26	28	Colin Young	Suzuki GSXR 1000	1:20.860	+6.789	2ND QUALIFYING	1:34.275	1:20.860	Dynotech
27	74	Adam Kemp	Suzuki GSXR 1000	1:21.515	+7.444	2ND QUALIFYING	1:34.095	1:21.515	Halo Leathers
28	51	Adrian Chamlerlain	Suzuki GSXR 1000	1:22.038	+7.967	2ND QUALIFYING	----	1:22.038	
29	31	Simon Meadows	Suzuki GSXR 1000	1:25.226	+11.155	2ND QUALIFYING	1:49.672	1:25.226	

Chief Timekeeper

Orbits 4



www.amb-it.com
www.mylaps.com

Licensed to: RS Sports Timing



2 - BMCRC - MRO CHAMPIONSHIPS 2008

Sorted on Laps

PIRELLI-METZELER SUPERSTOCK 1000

DONINGTON PARK NATIONAL 1.957 Miles

RACE 1

23/03/2008 09:46

Race (10 Laps)

Pos	No.	Name	Bike	Laps	Total Tm	Diff	Avg. Speed	Best Tm	In Lap	Best Spd	Sponsor
1	14	Lee Hodge	Suzuki GSXR 1000	10	15:24.788	-	76.193	1:29.715	10	78.541	
2	47	Barry Chapman	Yamaha R1 1000	10	15:25.499	+0.711	76.135	1:29.574	10	78.664	
3	43	Ross Connolly	Yamaha R1 1000	10	15:26.020	+1.232	76.092	1:29.602	10	78.640	
4	6	Dean Daniels	Yamaha R1 1000	10	15:33.729	+8.941	75.464	1:30.229	8	78.093	Crowns Garages
5	3	Peter Baker	Suzuki GSXR 1000	10	15:33.969	+9.181	75.444	1:32.060	8	76.540	Morello Roofing
6	71	David Moxon	Suzuki GSXR 1000	10	15:34.512	+9.724	75.401	1:31.621	6	76.907	Orwell Racing
7	23	Sam Bishop	Yamaha R1 1000	10	15:50.268	+25.480	74.150	1:30.735	10	77.658	Kester Cunningham John
8	85	Ian Mackman	Suzuki GSXR 1000	10	15:51.523	+26.735	74.053	1:31.708	10	76.834	
9	38	Charles Hodgson	Suzuki GSXR 1000	10	16:11.148	+46.360	72.556	1:34.560	10	74.516	Umeco
10	22	Oliver Dupuy	Kawasaki ZXR 1000	10	16:16.474	+51.686	72.160	1:32.815	10	75.917	ODR Kawasaki
11	39	Rob Barber	Suzuki GSXR 1000	10	16:20.397	+55.609	71.872	1:34.224	7	74.782	Dave Cottrell
12	44	Michael Elliott	Yamaha R1 1000	10	16:20.856	+56.068	71.838	1:34.634	10	74.458	C&D Auto Services
13	61	Barry Dunstan	Suzuki GSXR 1000	10	16:21.947	+57.159	71.758	1:34.775	10	74.347	
14	74	Adam Kemp	Suzuki GSXR 1000	10	16:24.994	+1:00.206	71.536	1:35.207	8	74.010	Halo Leathers
15	28	Colin Young	Suzuki GSXR 1000	9	15:55.197	1 Lap	66.391	1:42.294	9	68.883	Dynotech

Not classified

DNF	21	Charles McCartan	Suzuki GSXR 1000	9	14:46.899	-	71.504	1:35.406	8	73.856	
DNF	32	David Ferns	Yamaha R1 1000	8	13:02.297	-	72.057	1:33.246	6	75.567	Hazel Grove Plumbing
DNF	46	Luke De La Cour	Suzuki GSXR 1000	8	13:51.828	-	67.767	1:40.989	5	69.773	
DNF	53	Gavin Hunt	Suzuki GSXR 1000	6	9:23.487	-	75.029	1:31.720	6	76.824	Martin Bullock
DNF	35	Carl Nelson	Suzuki GSXR 1000	3	4:51.107	-	72.615	1:33.474	3	75.382	
DNF	29	Mark Lister	Suzuki GSXR 1000	1	1:35.840	-	73.521	-:--	1	-	LCS/Orwell M/c's
DNF	64	Dylan Fox	Suzuki GSXR 1000	0	-:--	-	-	-:--	0	-	

Margin of Victory	Avg. Speed	Best Lap Tm	Best Spd	Best Lap by
+0.711	76.193	1:29.574	78.664	[47] Barry Chapman

Chief Timekeeper

Orbits 4



www.amb-it.com
www.mylaps.com

Licensed to: RS Sports Timing



2 - BMCRC - MRO CHAMPIONSHIPS 2008

Lapchart

PIRELLI-METZELER SUPERSTOCK 1000

DONINGTON PARK NATIONAL 1.957 Miles

RACE 1

23/03/2008 09:46

Race (10 Laps)

Competitors	Laps										
	1	2	3	4	5	6	7	8	9	10	
Mark Lister (29)	1	29	3	47	47	47	47	14	14	14	14
Peter Baker (3)	2	3	47	3	3	3	14	47	47	47	47
Barry Chapman (47)	3	47	53	53	53	14	3	43	43	43	43
Dean Daniels (6)	4	6	6	14	14	53	43	3	3	3	6
Ross Connolly (43)	5	43	14	6	43	43	53	71	71	71	3
Gavin Hunt (53)	6	53	43	43	6	6	6	6	6	6	71
David Moxon (71)	7	71	71	71	71	71	23	23	23	23	23
Lee Hodge (14)	8	14	35	35	32	32	32	85	85	85	85
Carl Nelson (35)	9	35	32	32	23	23	23	32	38	38	38
Sam Bishop (23)	10	23	23	23	85	85	85	38	32	22	22
David Ferns (32)	11	32	38	85	38	38	38	39	22	39	39
Ian Mackman (85)	12	85	85	38	22	22	22	22	39	44	44
Charles Hodgson (38)	13	38	22	22	21	21	21	21	21	21	61
Oliver Dupuy (22)	14	22	21	21	61	39	39	44	44	61	74
Barry Dunstan (61)	15	61	61	61	39	61	61	61	61	74	74
Charles McCartan (21)	16	21	39	39	44	44	44	74	74	28	28
Rob Barber (39)	17	39	46	44	74	74	74	74	46	46	46
Luke De La Cour (46)	18	46	74	74	46	46	46	28	28	28	28
Adam Kemp (74)	19	74	44	46	28	28	28	28	28	28	28
Michael Elliott (44)	20	44	28	28	28	28	28	28	28	28	28
Colin Young (28)	21	28	28	28	28	28	28	28	28	28	28
-	22	28	28	28	28	28	28	28	28	28	28

Chief Timekeeper

Orbits 4



www.amb-it.com
www.mylaps.com

Licensed to: RS Sports Timing



2 - BMCRC - MRO CHAMPIONSHIPS 2008

PIRELLI-METZELER SUPERSTOCK 1000

DONINGTON PARK NATIONAL 1.957 Miles

RACE 1

23/03/2008 09:46

Race (10 Laps)

Lap	Lap Tm	Diff	Time of Day
7	1:34.814	+1.568	9:57:49.221
8	1:45.513	+12.267	9:59:34.734

(46) Luke De La Cour

1	-:--		9:48:23.606
2	1:42.011	+1.022	9:50:05.617
3	1:41.232	+0.243	9:51:46.849
4	1:43.171	+2.182	9:53:30.020
5	1:40.989	-	9:55:11.009
6	1:41.502	+0.513	9:56:52.511
7	1:41.306	+0.317	9:58:33.817
8	1:50.448	+9.459	10:00:24.265

(53) Gavin Hunt

1	-:--		9:48:13.578
2	1:32.685	+0.965	9:49:46.263
3	1:32.783	+1.063	9:51:19.046
4	1:32.449	+0.729	9:52:51.495
5	1:32.709	+0.989	9:54:24.204
6	1:31.720	-	9:55:55.924

(35) Carl Nelson

1	-:--		9:48:14.332
2	1:35.738	+2.264	9:49:50.070
3	1:33.474	-	9:51:23.544

(29) Mark Lister

1	-:--		9:48:08.277
---	------	--	-------------

Lap	Lap Tm	Diff	Time of Day
-----	--------	------	-------------

Lap	Lap Tm	Diff	Time of Day
-----	--------	------	-------------

Chief Timekeeper

Orbits 4



www.amb-it.com

www.mylaps.com

Licensed to: RS Sports Timing



2 - BMCRC - MRO CHAMPIONSHIPS 2008

Sorted on Laps

PIRELLI-METZELER SUPERSTOCK 1000

DONINGTON PARK NATIONAL 1.957 Miles

RACE 11

23/03/2008 14:02

Race (11 Laps)

Pos	No.	Name	Bike	Laps	Total Tm	Diff	Avg. Speed	Best Tm	In Lap	Best Spd	Sponsor
1	71	David Moxon	Suzuki GSXR 1000	6	7:43.468	-	91.220	1:14.899	4	94.077	Orwell Racing
2	53	Gavin Hunt	Suzuki GSXR 1000	6	7:43.852	+0.384	91.145	1:14.658	4	94.381	Martin Bullock
3	29	Mark Lister	Suzuki GSXR 1000	6	7:44.667	+1.199	90.985	1:15.086	3	93.843	LCS/Orwell M/c's
4	85	Ian Mackman	Suzuki GSXR 1000	6	7:44.774	+1.306	90.964	1:14.654	3	94.386	
5	23	Sam Bishop	Yamaha R1 1000	6	7:46.575	+3.107	90.613	1:15.518	2	93.306	Kester Cunningham John
6	39	Rob Barber	Suzuki GSXR 1000	6	7:52.597	+9.129	89.458	1:15.603	4	93.201	Dave Cottrell
7	14	Lee Hodge	Suzuki GSXR 1000	6	7:53.584	+10.116	89.272	1:15.610	4	93.192	
8	64	Dylan Fox	Suzuki GSXR 1000	6	7:53.739	+10.271	89.243	1:16.181	4	92.494	
9	3	Peter Baker	Suzuki GSXR 1000	6	7:53.742	+10.274	89.242	1:16.010	4	92.702	Morello Roofing
10	47	Barry Chapman	Yamaha R1 1000	6	7:54.699	+11.231	89.062	1:15.677	2	93.110	
11	6	Dean Daniels	Yamaha R1 1000	6	7:54.849	+11.381	89.034	1:16.473	3	92.141	Crowns Garages
12	35	Carl Nelson	Suzuki GSXR 1000	6	7:55.849	+12.381	88.847	1:16.411	3	92.216	
13	32	David Ferns	Yamaha R1 1000	6	7:56.737	+13.269	88.681	1:15.989	4	92.728	Hazel Grove Plumbing
14	44	Michael Elliott	Yamaha R1 1000	6	8:06.937	+23.469	86.824	1:16.466	3	92.149	C&D Auto Services
15	61	Barry Dunstan	Suzuki GSXR 1000	6	8:09.766	+26.298	86.322	1:16.787	4	91.764	
16	22	Oliver Dupuy	Kawasaki ZXR 1000	6	8:14.044	+30.576	85.575	1:18.763	4	89.462	ODR Kawasaki
17	28	Colin Young	Suzuki GSXR 1000	6	8:14.418	+30.950	85.510	1:19.080	4	89.103	Dynotech
18	46	Luke De La Cour	Suzuki GSXR 1000	6	8:14.547	+31.079	85.488	1:17.252	5	91.212	
19	21	Charles McCartan	Suzuki GSXR 1000	6	8:20.156	+36.688	84.529	1:16.896	4	91.634	
Not classified											
DNF	43	Ross Connolly	Yamaha R1 1000	6	7:45.781	-	90.767	1:15.341	3	93.525	
DNF	38	Charles Hodgson	Suzuki GSXR 1000	5	6:39.687	-	88.147	1:17.905	4	90.447	Umeco
DNF	74	Adam Kemp	Suzuki GSXR 1000	4	5:44.031	-	81.926	1:22.337	2	85.579	Halo Leathers
DNF	84	David Twyford	Yamaha R1 1000	1	1:23.962	-	83.922	-	1	-	

Announcements

RACE STOPPED.

Margin of Victory	Avg. Speed	Best Lap Tm	Best Spd	Best Lap by
+0.384	91.220	1:14.654	94.386	[85] Ian Mackman

Chief Timekeeper

Orbits 4



www.amb-it.com

www.mylaps.com

Licensed to: RS Sports Timing



2 - BMCRC - MRO CHAMPIONSHIPS 2008

Lapchart

PIRELLI-METZELER SUPERSTOCK 1000

DONINGTON PARK NATIONAL 1.957 Miles

RACE 11

23/03/2008 14:02

Race (11 Laps)

Competitors	Laps						
	1	2	3	4	5	6	
Mark Lister (29)	1	29	29	29	85	85	71
Sam Bishop (23)	2	23	23	85	29	29	53
David Moxon (71)	3	71	85	23	71	71	29
Ian Mackman (85)	4	85	71	71	23	23	85
Peter Baker (3)	5	3	43	43	43	53	43
Ross Connolly (43)	6	43	3	14	53	43	23
Lee Hodge (14)	7	14	14	53	14	14	39
Barry Chapman (47)	8	47	47	3	3	39	14
Gavin Hunt (53)	9	53	53	47	39	47	64
Rob Barber (39)	10	39	39	39	47	3	3
Dylan Fox (64)	11	64	64	35	64	64	47
Carl Nelson (35)	12	35	35	64	35	35	6
Barry Dunstan (61)	13	61	6	6	6	6	35
Michael Elliott (44)	14	44	44	44	44	44	32
Dean Daniels (6)	15	6	61	61	61	61	44
David Twyford (84)	16	84	46	32	32	32	61
Luke De La Cour (46)	17	46	32	46	46	46	22
David Ferns (32)	18	32	38	21	21	21	28
Charles Hodgson (38)	19	38	21	38	38	38	46
Oliver Dupuy (22)	20	22	22	22	22	22	21
Charles McCartan (21)	21	21	28	28	28	28	
Colin Young (28)	22	28	74	74	74		
Adam Kemp (74)	23	74					

Chief Timekeeper

Orbits 4



www.amb-it.com
www.mylaps.com

Licensed to: RS Sports Timing



2 - BMCRC - MRO CHAMPIONSHIPS 2008

PIRELLI-METZELER SUPERSTOCK 1000

DONINGTON PARK NATIONAL 1.957 Miles

RACE 11

23/03/2008 14:02

Race (11 Laps)

Lap	Lap Tm	Diff	Time of Day
(71) David Moxon			
1	-:--	-	14:03:39.656
2	1:15.559	+0.660	14:04:55.215
3	1:15.596	+0.697	14:06:10.811
4	1:14.899	-	14:07:25.710
5	1:15.696	+0.797	14:08:41.406
6	1:22.324	+7.425	14:10:03.730
(53) Gavin Hunt			
1	-:--	-	14:03:42.155
2	1:15.761	+1.103	14:04:57.916
3	1:15.624	+0.966	14:06:13.540
4	1:14.658	-	14:07:28.198
5	1:15.635	+0.977	14:08:43.833
6	1:20.281	+5.623	14:10:04.114
(29) Mark Lister			
1	-:--	-	14:03:38.611
2	1:15.493	+0.407	14:04:54.104
3	1:15.086	-	14:06:09.190
4	1:15.734	+0.648	14:07:24.924
5	1:16.113	+1.027	14:08:41.037
6	1:23.892	+8.806	14:10:04.929
(85) Ian Mackman			
1	-:--	-	14:03:39.981
2	1:15.133	+0.479	14:04:55.114
3	1:14.654	-	14:06:09.768
4	1:14.878	+0.224	14:07:24.646
5	1:15.633	+0.979	14:08:40.279
6	1:24.757	+10.103	14:10:05.036
(23) Sam Bishop			
1	-:--	-	14:03:39.253
2	1:15.518	-	14:04:54.771
3	1:15.890	+0.372	14:06:10.661
4	1:16.011	+0.493	14:07:26.672
5	1:17.022	+1.504	14:08:43.694
6	1:23.143	+7.625	14:10:06.837
(39) Rob Barber			
1	-:--	-	14:03:42.560
2	1:15.723	+0.120	14:04:58.283
3	1:15.749	+0.146	14:06:14.032
4	1:15.603	-	14:07:29.635
5	1:16.810	+1.207	14:08:46.445
6	1:26.414	+10.811	14:10:12.859
(14) Lee Hodge			
1	-:--	-	14:03:41.454
2	1:15.745	+0.135	14:04:57.199
3	1:15.736	+0.126	14:06:12.935
4	1:15.610	-	14:07:28.545
5	1:17.801	+2.191	14:08:46.346
6	1:27.500	+11.890	14:10:13.846
(64) Dylan Fox			
1	-:--	-	14:03:43.183
2	1:17.035	+0.854	14:05:00.218
3	1:16.729	+0.548	14:06:16.947
4	1:16.181	-	14:07:33.128
5	1:16.229	+0.048	14:08:49.357
6	1:24.644	+8.463	14:10:14.001
(3) Peter Baker			

Lap	Lap Tm	Diff	Time of Day
1	-:--	-	14:03:40.856
2	1:16.229	+0.219	14:04:57.085
3	1:16.462	+0.452	14:06:13.547
4	1:16.010	-	14:07:29.557
5	1:18.123	+2.113	14:08:47.680
6	1:26.324	+10.314	14:10:14.004
(47) Barry Chapman			
1	-:--	-	14:03:42.122
2	1:15.677	-	14:04:57.799
3	1:16.125	+0.448	14:06:13.924
4	1:16.071	+0.394	14:07:29.995
5	1:16.616	+0.939	14:08:46.611
6	1:28.350	+12.673	14:10:14.961
(6) Dean Daniels			
1	-:--	-	14:03:44.153
2	1:16.563	+0.090	14:05:00.716
3	1:16.473	-	14:06:17.189
4	1:16.616	+0.143	14:07:33.805
5	1:16.780	+0.307	14:08:50.585
6	1:24.526	+8.053	14:10:15.111
(35) Carl Nelson			
1	-:--	-	14:03:43.349
2	1:16.997	+0.586	14:05:00.346
3	1:16.411	-	14:06:16.757
4	1:16.590	+0.179	14:07:33.347
5	1:16.862	+0.451	14:08:50.209
6	1:25.902	+9.491	14:10:16.111
(32) David Ferns			
1	-:--	-	14:03:45.351
2	1:18.228	+2.239	14:05:03.579
3	1:17.489	+1.500	14:06:21.068
4	1:15.989	-	14:07:37.057
5	1:16.672	+0.683	14:08:53.729
6	1:23.270	+7.281	14:10:16.999
(44) Michael Elliott			
1	-:--	-	14:03:43.951
2	1:17.048	+0.582	14:05:00.999
3	1:16.466	-	14:06:17.465
4	1:16.520	+0.054	14:07:33.985
5	1:17.219	+0.753	14:08:51.204
6	1:35.995	+19.529	14:10:27.199
(61) Barry Dunstan			
1	-:--	-	14:03:43.731
2	1:17.711	+0.924	14:05:01.442
3	1:17.270	+0.483	14:06:18.712
4	1:16.787	-	14:07:35.499
5	1:17.074	+0.287	14:08:52.573
6	1:37.455	+20.668	14:10:30.028
(22) Oliver Dupuy			
1	-:--	-	14:03:46.572
2	1:19.887	+1.124	14:05:06.459
3	1:18.861	+0.098	14:06:25.320
4	1:18.763	-	14:07:44.083
5	1:18.962	+0.199	14:09:03.045
6	1:31.261	+12.498	14:10:34.306
(28) Colin Young			
1	-:--	-	14:03:47.028
2	1:19.535	+0.455	14:05:06.563

Lap	Lap Tm	Diff	Time of Day
3	1:19.165	+0.085	14:06:25.728
4	1:19.080	-	14:07:44.808
5	1:19.624	+0.544	14:09:04.432
6	1:30.248	+11.168	14:10:34.680
(46) Luke De La Cour			
1	-:--	-	14:03:44.983
2	1:18.400	+1.148	14:05:03.383
3	1:17.965	+0.713	14:06:21.348
4	1:17.821	+0.569	14:07:39.169
5	1:17.252	-	14:08:56.421
6	1:38.388	+21.136	14:10:34.809
(21) Charles McCartan			
1	-:--	-	14:03:46.666
2	1:19.176	+2.280	14:05:05.842
3	1:17.625	+0.729	14:06:23.467
4	1:16.896	-	14:07:40.363
5	1:16.901	+0.005	14:08:57.264
6	1:43.154	+26.258	14:10:40.418
(43) Ross Connolly			
1	-:--	-	14:03:41.004
2	1:15.515	+0.174	14:04:56.519
3	1:15.341	-	14:06:11.860
4	1:15.613	+0.272	14:07:27.473
5	1:16.606	+1.265	14:08:44.079
6	1:21.964	+6.623	14:10:06.043
(38) Charles Hodgson			
1	-:--	-	14:03:46.470
2	1:18.707	+0.802	14:05:05.177
3	1:18.428	+0.523	14:06:23.605
4	1:17.905	-	14:07:41.510
5	1:18.439	+0.534	14:08:59.949
(74) Adam Kemp			
1	-:--	-	14:03:48.734
2	1:22.337	-	14:05:11.071
3	1:23.222	+0.885	14:06:34.293
4	1:30.000	+7.663	14:08:04.293
(84) David Twyford			
1	-:--	-	14:03:44.224

Chief Timekeeper

Orbits 4



www.amb-it.com
www.mylaps.com

Licensed to: RS Sports Timing



2 - BMCRC - MRO CHAMPIONSHIPS 2008

Sorted on Best Lap time

NORFOLK LINE YAMAHA PAST MASTERS

DONINGTON PARK NATIONAL 1.957 Miles

PRACTICE

22/03/2008 09:03

Practice

Pos	No.	Name	Bike	Best Tm	Diff	Best Spd	In Lap	Sponsor
1	27	Keith Roissetter	Yamaha TZR 250	1:50.365	-	63.845	4	
2	89	Andrew Davies	Yamaha TZR 250	1:50.479	+0.114	63.779	4	
3	13	Dexter Eyre	Yamaha TZR 250	1:52.895	+2.530	62.414	2	
4	53	Tyler Bacon	Yamaha TZR 250	1:53.633	+3.268	62.009	3	
5	86	Jamie Cooper	Yamaha TZR 250	1:53.816	+3.451	61.909	3	
6	7	Pete Fishwick	Yamaha TZR 250	1:55.137	+4.772	61.199	3	
7	11	Terry Poulter	Yamaha TZR 250	1:56.605	+6.240	60.429	3	
8	77	Mark Hardy	Yamaha TZR 250	1:56.726	+6.361	60.366	3	
9	44	Paul Norris	Yamaha TDR 250	1:58.637	+8.272	59.394	4	
10	63	Mark Legg	Yamaha TZR 250	1:59.172	+8.807	59.127	3	
11	45	Andy Muse	Yamaha TZR 250	1:59.222	+8.857	59.102	4	
12	10	Adrian Grove	Yamaha YPVS 350	1:59.398	+9.033	59.015	4	
13	42	Ross Barnes	Yamaha TZR 250	1:59.772	+9.407	58.831	4	
14	35	Roy Parbury	Yamaha TZR 250	1:59.810	+9.445	58.812	4	
15	71	Nick Griggs	Yamaha TZR 250	2:00.720	+10.355	58.369	2	
16	56	John Parbury	Yamaha TZR 250	2:01.226	+10.861	58.125	4	
17	78	Anthony Buchan	Yamaha TZR 250	2:01.303	+10.938	58.088	4	
18	60	Stephen Whittle	Yamaha YPVS 350	2:01.873	+11.508	57.817	4	
19	17	Paul Henson	Yamaha TZR 250	2:02.068	+11.703	57.724	3	
20	79	Marcus Donkersley	Yamaha TZR 250	2:02.954	+12.589	57.308	2	
21	31	Ken Lawrence	Yamaha TZR 250	2:03.060	+12.695	57.259	3	
22	33	Anthony Hoare	Yamaha TZR 250	2:04.768	+14.403	56.475	4	
23	75	Steve Higerty	Yamaha TZR 250	2:07.347	+16.982	55.331	4	
24	81	Den Grant	Yamaha TZR 250	2:10.505	+20.140	53.992	4	
25	21	Paul Flynn	Yamaha TZR 250	2:11.721	+21.356	53.494	2	
26	28	Harry McCulloch	Yamaha TZR 250	2:12.665	+22.300	53.113	3	
27	87	Gary Button	Yamaha TZR 250	2:15.296	+24.931	52.080	3	
28	70	Mark Manning	Yamaha TZR 250	2:17.785	+27.420	51.140	2	
29	1	Andy Ball	Yamaha TZR 250	2:28.535	+38.170	47.439	2	

Chief Timekeeper

Orbits 4



www.amb-it.com

www.mylaps.com

Licensed to: RS Sports Timing



2 - BMCRC - MRO CHAMPIONSHIPS 2008

NORFOLK LINE YAMAHA PAST MASTERS

DONINGTON PARK NATIONAL 1.957 Miles

PRACTICE

22/03/2008 09:03

Practice

Lap	Lap Tm	Diff	Time of Day
(27) Keith Roissetter			
1	-:--		9:06:03.073
2	1:52.785	+2.420	9:07:55.858
3	1:51.505	+1.140	9:09:47.363
4	1:50.365	-	9:11:37.728
(89) Andrew Davies			
1	-:--		9:06:02.900
2	1:56.893	+6.414	9:07:59.793
3	1:55.368	+4.889	9:09:55.161
4	1:50.479	-	9:11:45.640
(13) Dexter Eyre			
1	-:--		9:06:03.447
2	1:52.895	-	9:07:56.342
(53) Tyler Bacon			
1	-:--		9:05:45.090
2	1:57.310	+3.677	9:07:42.400
3	1:53.633	-	9:09:36.033
4	1:53.972	+0.339	9:11:30.005
(86) Jamie Cooper			
1	-:--		9:05:45.352
2	1:57.593	+3.777	9:07:42.945
3	1:53.816	-	9:09:36.761
4	1:54.138	+0.322	9:11:30.899
(7) Pete Fishwick			
1	-:--		9:06:14.371
2	1:59.360	+4.223	9:08:13.731
3	1:55.137	-	9:10:08.868
4	1:55.507	+0.370	9:12:04.375
(11) Terry Poulter			
1	-:--		9:05:34.987
2	1:58.150	+1.545	9:07:33.137
3	1:56.605	-	9:09:29.742
4	1:57.614	+1.009	9:11:27.356
(77) Mark Hardy			
1	-:--		9:05:27.099
2	1:57.130	+0.404	9:07:24.229
3	1:56.726	-	9:09:20.955
4	1:57.030	+0.304	9:11:17.985
(44) Paul Norris			
1	-:--		9:05:43.776
2	2:06.427	+7.790	9:07:50.203
3	2:02.824	+4.187	9:09:53.027
4	1:58.637	-	9:11:51.664
(63) Mark Legg			
1	-:--		9:05:57.346
2	2:01.851	+2.679	9:07:59.197
3	1:59.172	-	9:09:58.369
(45) Andy Muse			
1	-:--		9:06:13.461
2	2:03.442	+4.220	9:08:16.903
3	2:02.933	+3.711	9:10:19.836
4	1:59.222	-	9:12:19.058
(10) Adrian Grove			
1	-:--		9:06:29.848

Lap	Lap Tm	Diff	Time of Day
2	2:12.025	+12.627	9:08:41.873
3	2:03.887	+4.489	9:10:45.760
4	1:59.398	-	9:12:45.158
(42) Ross Barnes			
1	-:--		9:05:51.378
2	2:02.783	+3.011	9:07:54.161
3	2:03.685	+3.913	9:09:57.846
4	1:59.772	-	9:11:57.618
(35) Roy Parbury			
1	-:--		9:05:48.229
2	2:04.690	+4.880	9:07:52.919
3	2:03.773	+3.963	9:09:56.692
4	1:59.810	-	9:11:56.502
(71) Nick Griggs			
1	-:--		9:06:07.505
2	2:00.720	-	9:08:08.225
3	2:02.278	+1.558	9:10:10.503
4	2:06.004	+5.284	9:12:16.507
(56) John Parbury			
1	-:--		9:06:12.067
2	2:03.124	+1.898	9:08:15.191
3	2:04.056	+2.830	9:10:19.247
4	2:01.226	-	9:12:20.473
(78) Anthony Buchan			
1	-:--		9:06:10.080
2	2:08.665	+7.362	9:08:18.745
3	2:08.031	+6.728	9:10:26.776
4	2:01.303	-	9:12:28.079
(60) Stephen Whittle			
1	-:--		9:05:49.048
2	2:03.591	+1.718	9:07:52.639
3	2:02.735	+0.862	9:09:55.374
4	2:01.873	-	9:11:57.247
(17) Paul Henson			
1	-:--		9:06:13.045
2	2:02.666	+0.598	9:08:15.711
3	2:02.068	-	9:10:17.779
4	2:03.198	+1.130	9:12:20.977
(79) Marcus Donkersley			
1	-:--		9:05:50.894
2	2:02.954	-	9:07:53.848
3	2:04.067	+1.113	9:09:57.915
4	2:02.971	+0.017	9:12:00.886
(31) Ken Lawrence			
1	-:--		9:05:46.652
2	2:04.815	+1.755	9:07:51.467
3	2:03.060	-	9:09:54.527
4	2:05.411	+2.351	9:11:59.938
(33) Anthony Hoare			
1	-:--		9:06:26.505
2	2:08.021	+3.253	9:08:34.526
3	2:05.555	+0.787	9:10:40.081
4	2:04.768	-	9:12:44.849
(75) Steve Higerty			
1	-:--		9:06:32.545

Lap	Lap Tm	Diff	Time of Day
2	2:10.013	+2.666	9:08:42.558
3	2:11.466	+4.119	9:10:54.024
4	2:07.347	-	9:13:01.371
(81) Den Grant			
1	-:--		9:05:57.394
2	2:19.598	+9.093	9:08:16.992
3	2:12.529	+2.024	9:10:29.521
4	2:10.505	-	9:12:40.026
(21) Paul Flynn			
1	-:--		9:06:28.707
2	2:11.721	-	9:08:40.428
3	2:13.849	+2.128	9:10:54.277
(28) Harry McCulloch			
1	-:--		9:06:23.582
2	2:13.636	+0.971	9:08:37.218
3	2:12.665	-	9:10:49.883
(87) Gary Button			
1	-:--		9:06:24.176
2	2:17.619	+2.323	9:08:41.795
3	2:15.296	-	9:10:57.091
(70) Mark Manning			
1	-:--		9:05:54.128
2	2:17.785	-	9:08:11.913
(1) Andy Ball			
1	-:--		9:06:11.594
2	2:28.535	-	9:08:40.129

Chief Timekeeper

Orbits 4



www.amb-it.com
www.mylaps.com

Licensed to: RS Sports Timing



2 - BMCRC - MRO CHAMPIONSHIPS 2008

Sorted on Laps

NORFOLK LINE YAMAHA PAST MASTERS

DONINGTON PARK NATIONAL 1.957 Miles

RACE 1

22/03/2008 11:55

Race (7 Laps)

Pos	No.	Name	Bike	Laps	Total Tm	Diff	Avg. Speed	Best Tm	In Lap	Best Spd
1	77	Mark Hardy	Yamaha TZR 250	7	11:02.133	-	74.493	1:28.138	7	79.946
2	53	Tyler Bacon	Yamaha TZR 250	7	11:02.257	+0.124	74.479	1:27.804	7	80.250
3	27	Keith Roissetter	Yamaha TZR 250	7	11:05.827	+3.694	74.079	1:28.282	6	79.816
4	1	Andy Ball	Yamaha TZR 250	7	11:34.512	+32.379	71.020	1:33.641	7	75.248
5	89	Andrew Davies	Yamaha TZR 250	7	11:35.697	+33.564	70.899	1:34.294	7	74.727
6	35	Roy Parbury	Yamaha TZR 250	7	11:49.041	+46.908	69.564	1:33.929	7	75.017
7	63	Mark Legg	Yamaha TZR 250	7	11:50.992	+48.859	69.373	1:34.340	7	74.690
8	11	Terry Poulter	Yamaha TZR 250	7	11:52.096	+49.963	69.266	1:36.130	7	73.299
9	13	Dexter Eyre	Yamaha TZR 250	7	12:20.455	+1:18.322	66.613	1:36.857	6	72.749
10	71	Nick Griggs	Yamaha TZR 250	7	12:31.009	+1:28.876	65.677	1:42.866	7	68.500
11	10	Adrian Grove	Yamaha YPVS 350	7	12:31.051	+1:28.918	65.673	1:41.278	7	69.574
12	56	John Parbury	Yamaha TZR 250	7	12:31.252	+1:29.119	65.656	1:41.666	7	69.308
13	28	Harry McCulloch	Yamaha TZR 250	7	12:35.099	+1:32.966	65.321	1:40.328	7	70.232
14	75	Steve Higerty	Yamaha TZR 250	7	12:44.970	+1:42.837	64.478	1:45.513	5	66.781
15	60	Stephen Whittle	Yamaha YPVS 350	7	12:53.115	+1:50.982	63.799	1:44.831	6	67.216
16	87	Gary Button	Yamaha TZR 250	6	11:10.005	1 Lap	63.101	1:46.457	6	66.189
17	21	Paul Flynn	Yamaha TZR 250	6	11:10.691	+0.686	63.036	1:46.303	6	66.285
18	81	Den Grant	Yamaha TZR 250	6	11:11.019	+1.014	63.005	1:45.232	6	66.959
19	78	Anthony Buchan	Yamaha TZR 250	6	11:12.311	+2.306	62.884	1:46.908	6	65.910
20	70	Mark Manning	Yamaha TZR 250	6	11:23.910	+13.905	61.818	1:46.781	6	65.988

Not classified

DNF	95	Kev Porter	Yamaha TZR 250	5	8:35.186	-	68.386	1:38.008	4	71.895
DNF	7	Pete Fishwick	Yamaha TZR 250	3	5:19.840	-	66.092	1:37.476	3	72.287
DNF	44	Paul Norris	Yamaha TDR 250	2	4:04.900	-	57.544	1:54.528	2	61.525
DNF	79	Marcus Donkersley	Yamaha TZR 250	1	2:01.015	-	58.227	-:--	1	-
DNF	86	Jamie Cooper	Yamaha TZR 250	0	-:--	-	-	-:--	0	-
DNF	31	Ken Lawrence	Yamaha TZR 250	0	-:--	-	-	-:--	0	-
DNF	17	Paul Henson	Yamaha TZR 250	0	-:--	-	-	-:--	0	-
DNF	45	Andy Muse	Yamaha TZR 250	0	-:--	-	-	-:--	0	-
DNS	42	Ross Barnes	Yamaha TZR 250	0	-:--	-	-	-:--	0	-
DNS	33	Anthony Hoare	Yamaha TZR 250	0	-:--	-	-	-:--	0	-

Margin of Victory

Avg. Speed

Best Lap Tm

Best Spd

Best Lap by

+0.124

74.493

1:27.804

80.250

[53] Tyler Bacon

Chief Timekeeper

Orbits 4



www.amb-it.com

www.mylaps.com

Licensed to: RS Sports Timing



2 - BMCRC - MRO CHAMPIONSHIPS 2008

Lapchart


NORFOLK LINE YAMAHA PAST MASTERS

DONINGTON PARK NATIONAL 1.957 Miles

RACE 1

22/03/2008 11:55

Race (7 Laps)



Competitors	Laps						
	1	2	3	4	5	6	7
Keith Roissetter (27)	1	27	77	77	53	77	77
Mark Hardy (77)	2	77	27	53	77	53	53
Tyler Bacon (53)	3	53	53	27	27	27	27
Andrew Davies (89)	4	89	89	89	89	1	1
Roy Parbury (35)	5	35	1	1	1	89	89
Andy Ball (1)	6	1	95	95	95	35	35
Terry Poulter (11)	7	11	35	35	35	11	63
Kev Porter (95)	8	95	11	7	11	63	11
Mark Legg (63)	9	63	63	11	63	13	13
John Parbury (56)	10	56	7	63	60	13	71
Steve Higerty (75)	11	75	56	60	71	71	56
Stephen Whittle (60)	12	60	60	71	56	60	10
Pete Fishwick (7)	13	7	71	56	75	56	60
Nick Griggs (71)	14	71	75	75	13	10	28
Marcus Donkersley (79)	15	79	28	28	10	75	75
Harry McCulloch (28)	16	28	10	10	28	28	87
Den Grant (81)	17	81	21	13	87	87	21
Adrian Grove (10)	18	10	87	21	21	21	81
Paul Flynn (21)	19	21	81	87	78	78	78
Gary Button (87)	20	87	78	78	81	81	70
Anthony Buchan (78)	21	78	13	81	70	70	
Mark Manning (70)	22	70	44	70			
Paul Norris (44)	23	44	70				
Dexter Eyre (13)	24	13					
-	25						
-	26						
-	27						
-	28						
-	29						
-	30						

Chief Timekeeper

Orbits 4



www.amb-it.com
www.mylaps.com

Licensed to: RS Sports Timing



2 - BMCRC - MRO CHAMPIONSHIPS 2008

Sorted on Laps

NORFOLK LINE YAMAHA PAST MASTERS

DONINGTON PARK NATIONAL 1.957 Miles

RACE 7

22/03/2008 15:49

Race (6 Laps)

Pos	No.	Name	Bike	Laps	Total Tm	Diff	Avg. Speed	Best Tm	In Lap	Best Spd
1	77	Mark Hardy	Yamaha TZR 250	6	8:36.483	-	81.857	1:24.579	6	83.310
2	53	Tyler Bacon	Yamaha TZR 250	6	8:36.864	+0.381	81.797	1:24.892	6	83.003
3	1	Andy Ball	Yamaha TZR 250	6	8:44.074	+7.591	80.671	1:26.182	2	81.760
4	27	Keith Roissetter	Yamaha TZR 250	6	8:44.173	+7.690	80.656	1:26.311	3	81.638
5	13	Dexter Eyre	Yamaha TZR 250	6	8:54.842	+18.359	79.047	1:27.744	4	80.305
6	7	Pete Fishwick	Yamaha TZR 250	6	8:55.507	+19.024	78.949	1:26.590	5	81.375
7	89	Andrew Davies	Yamaha TZR 250	6	8:55.763	+19.280	78.911	1:28.149	5	79.936
8	35	Roy Parbury	Yamaha TZR 250	6	8:56.425	+19.942	78.814	1:27.931	5	80.134
9	11	Terry Poulter	Yamaha TZR 250	6	8:59.849	+23.366	78.314	1:28.777	3	79.371
10	63	Mark Legg	Yamaha TZR 250	6	9:04.726	+28.243	77.613	1:28.293	5	79.806
11	33	Anthony Hoare	Yamaha TZR 250	6	9:18.138	+41.655	75.748	1:29.425	6	78.795
12	95	Kev Porter	Yamaha TZR 250	6	9:19.531	+43.048	75.559	1:30.890	6	77.525
13	86	Jamie Cooper	Yamaha TZR 250	6	9:19.770	+43.287	75.527	1:30.363	5	77.977
14	10	Adrian Grove	Yamaha YPVS 350	6	9:27.061	+50.578	74.556	1:32.271	5	76.365
15	71	Nick Griggs	Yamaha TZR 250	6	9:32.346	+55.863	73.867	1:33.824	5	75.101
16	56	John Parbury	Yamaha TZR 250	6	9:36.804	+1:00.321	73.296	1:34.858	6	74.282
17	17	Paul Henson	Yamaha TZR 250	6	9:39.607	+1:03.124	72.942	1:34.551	5	74.524
18	60	Stephen Whittle	Yamaha YPVS 350	6	9:41.764	+1:05.281	72.672	1:32.735	6	75.983
19	28	Harry McCulloch	Yamaha TZR 250	6	9:49.305	+1:12.822	71.742	1:34.813	6	74.318
20	42	Ross Barnes	Yamaha TZR 250	6	9:49.940	+1:13.457	71.664	1:36.062	5	73.351
21	81	Den Grant	Yamaha TZR 250	6	9:51.100	+1:14.617	71.524	1:35.610	6	73.698
22	31	Ken Lawrence	Yamaha TZR 250	6	9:51.694	+1:15.211	71.452	1:36.006	6	73.394
23	79	Marcus Donkersley	Yamaha TZR 250	6	9:52.812	+1:16.329	71.317	1:35.848	6	73.515
24	45	Andy Muse	Yamaha TZR 250	6	9:56.644	+1:20.161	70.859	1:36.257	5	73.203
25	21	Paul Flynn	Yamaha TZR 250	6	10:03.946	+1:27.463	70.002	1:38.158	6	71.785
26	44	Paul Norris	Yamaha TDR 250	6	10:10.898	+1:34.415	69.206	1:38.094	5	71.832
27	87	Gary Button	Yamaha TZR 250	5	8:40.843	1 Lap	67.643	1:40.920	2	69.820
28	78	Anthony Buchan	Yamaha TZR 250	5	8:42.720	+1.877	67.400	1:42.632	2	68.656
29	70	Mark Manning	Yamaha TZR 250	5	9:04.449	+23.606	64.710	1:46.193	2	66.354
30	75	Steve Higerty	Yamaha TZR 250	5	9:07.118	+26.275	64.395	1:45.160	5	67.005

Margin of Victory	Avg. Speed	Best Lap Tm	Best Spd	Best Lap by
+0.381	81.857	1:24.579	83.310	[77] Mark Hardy

Chief Timekeeper

Orbits 4



www.amb-it.com

www.mylaps.com

Licensed to: RS Sports Timing



2 - BMCRC - MRO CHAMPIONSHIPS 2008

Lapchart


NORFOLK LINE YAMAHA PAST MASTERS

DONINGTON PARK NATIONAL 1.957 Miles

RACE 7

22/03/2008 15:49

Race (6 Laps)



Competitors	Laps					
	1	2	3	4	5	6
Mark Hardy (77)	1	77	77	77	77	77
Andy Ball (1)	2	1	1	53	53	53
Keith Roissetter (27)	3	27	53	1	27	1
Tyler Bacon (53)	4	53	27	27	1	27
Mark Legg (63)	5	63	63	63	13	13
Dexter Eyre (13)	6	13	89	89	63	63
Andrew Davies (89)	7	89	13	13	89	89
Roy Parbury (35)	8	35	35	35	35	35
Terry Poulter (11)	9	11	11	11	7	7
Nick Griggs (71)	10	71	7	7	11	11
Pete Fishwick (7)	11	7	95	95	95	95
Kev Porter (95)	12	95	71	86	33	33
John Parbury (56)	13	56	86	71	86	86
Jamie Cooper (86)	14	86	56	33	10	10
Adrian Grove (10)	15	10	10	10	71	71
Anthony Hoare (33)	16	33	33	56	56	56
Ross Barnes (42)	17	42	17	17	17	17
Paul Henson (17)	18	17	42	60	60	60
Den Grant (81)	19	81	60	42	42	42
Stephen Whittle (60)	20	60	81	81	81	28
Harry McCulloch (28)	21	28	31	31	28	81
Ken Lawrence (31)	22	31	28	28	31	31
Paul Flynn (21)	23	21	79	79	79	79
Marcus Donkersley (79)	24	79	45	45	45	45
Andy Muse (45)	25	45	21	21	21	21
Paul Norris (44)	26	44	44	44	44	44
Anthony Buchan (78)	27	78	78	87	87	87
Mark Manning (70)	28	70	87	78	78	78
Gary Button (87)	29	87	70	70	70	70
Steve Higerty (75)	30	75	75	75	75	75

Chief Timekeeper

Orbits 4



www.amb-it.com
www.mylaps.com

Licensed to: RS Sports Timing



2 - BMCRC - MRO CHAMPIONSHIPS 2008

NORFOLK LINE YAMAHA PAST MASTERS

DONINGTON PARK NATIONAL 1.957 Miles

RACE 7

22/03/2008 15:49

Race (6 Laps)

Lap	Lap Tm	Diff	Time of Day
5	1:38.360	+0.202	15:57:28.224
6	1:38.158	-	15:59:06.382

(44) Paul Norris

Lap	Lap Tm	Diff	Time of Day
1	--:--		15:50:52.692
2	1:42.968	+4.874	15:52:35.660
3	1:40.911	+2.817	15:54:16.571
4	1:40.246	+2.152	15:55:56.817
5	1:38.094	-	15:57:34.911
6	1:38.423	+0.329	15:59:13.334

(87) Gary Button

Lap	Lap Tm	Diff	Time of Day
1	--:--		15:50:56.173
2	1:40.920	-	15:52:37.093
3	1:41.453	+0.533	15:54:18.546
4	1:41.856	+0.936	15:56:00.402
5	1:42.877	+1.957	15:57:43.279

(78) Anthony Buchan

Lap	Lap Tm	Diff	Time of Day
1	--:--		15:50:53.744
2	1:42.632	-	15:52:36.376
3	1:42.824	+0.192	15:54:19.200
4	1:42.676	+0.044	15:56:01.876
5	1:43.280	+0.648	15:57:45.156

(70) Mark Manning

Lap	Lap Tm	Diff	Time of Day
1	--:--		15:50:55.963
2	1:46.193	-	15:52:42.156
3	1:48.035	+1.842	15:54:30.191
4	1:47.928	+1.735	15:56:18.119
5	1:48.766	+2.573	15:58:06.885

(75) Steve Higerty

Lap	Lap Tm	Diff	Time of Day
1	--:--		15:50:57.495
2	1:51.435	+6.275	15:52:48.930
3	1:48.177	+3.017	15:54:37.107
4	1:47.287	+2.127	15:56:24.394
5	1:45.160	-	15:58:09.554

Chief Timekeeper

Orbits 4



www.amb-it.com
www.mylaps.com

Licensed to: RS Sports Timing



2 - BMCRC - MRO CHAMPIONSHIPS 2008

Sorted on Laps

NORFOLK LINE YAMAHA PAST MASTERS

DONINGTON PARK NATIONAL 1.957 Miles

RACE 2

23/03/2008 10:14

Race (7 Laps)

Pos	No.	Name	Bike	Laps	Total Tm	Diff	Avg. Speed	Best Tm	In Lap	Best Spd
1	77	Mark Hardy	Yamaha TZR 250	7	12:04.880	-	68.044	1:41.359	7	69.518
2	27	Keith Roissetter	Yamaha TZR 250	7	12:06.481	+1.601	67.894	1:41.797	6	69.219
3	7	Pete Fishwick	Yamaha TZR 250	7	12:15.204	+10.324	67.089	1:41.756	7	69.247
4	13	Dexter Eyre	Yamaha TZR 250	7	12:21.905	+17.025	66.483	1:43.724	6	67.933
5	1	Andy Ball	Yamaha TZR 250	7	12:35.866	+30.986	65.255	1:45.189	5	66.987
6	63	Mark Legg	Yamaha TZR 250	7	12:36.380	+31.500	65.211	1:45.654	5	66.692
7	89	Andrew Davies	Yamaha TZR 250	7	12:36.613	+31.733	65.190	1:45.343	5	66.889
8	11	Terry Poulter	Yamaha TZR 250	7	12:37.196	+32.316	65.140	1:46.580	4	66.113
9	53	Tyler Bacon	Yamaha TZR 250	7	12:46.775	+41.895	64.327	1:42.598	4	68.679
10	33	Anthony Hoare	Yamaha TZR 250	7	12:47.052	+42.172	64.303	1:47.934	7	65.283
11	35	Roy Parbury	Yamaha TZR 250	7	12:50.207	+45.327	64.040	1:49.056	6	64.612
12	71	Nick Griggs	Yamaha TZR 250	7	12:55.495	+50.615	63.603	1:48.093	5	65.187
13	60	Stephen Whittle	Yamaha YPVS 350	7	12:55.510	+50.630	63.602	1:48.495	6	64.946
14	86	Jamie Cooper	Yamaha TZR 250	7	12:58.654	+53.774	63.345	1:49.607	7	64.287
15	56	John Parbury	Yamaha TZR 250	7	13:01.376	+56.496	63.124	1:48.579	6	64.895
16	44	Paul Norris	Yamaha TDR 250	7	13:05.438	+1:00.558	62.798	1:49.239	6	64.503
17	95	Kev Porter	Yamaha TZR 250	7	13:15.905	+1:11.025	61.972	1:43.459	5	68.107
18	28	Harry McCulloch	Yamaha TZR 250	7	13:30.930	+1:26.050	60.824	1:52.409	7	62.684
19	17	Paul Henson	Yamaha TZR 250	7	13:30.956	+1:26.076	60.822	1:53.632	4	62.010
20	31	Ken Lawrence	Yamaha TZR 250	7	13:32.283	+1:27.403	60.723	1:53.720	4	61.962
21	79	Marcus Donkersley	Yamaha TZR 250	7	13:36.583	+1:31.703	60.403	1:53.492	7	62.086
22	78	Anthony Buchan	Yamaha TZR 250	7	13:37.980	+1:33.100	60.300	1:51.931	7	62.952
23	75	Steve Higerty	Yamaha TZR 250	7	13:40.817	+1:35.937	60.091	1:52.523	6	62.621
24	70	Mark Manning	Yamaha TZR 250	6	12:54.088	1 Lap	54.616	2:06.728	2	55.602

Not classified

DNF	42	Ross Barnes	Yamaha TZR 250	6	11:09.010	-	63.194	1:48.646	6	64.855
DNF	87	Gary Button	Yamaha TZR 250	5	10:10.753	-	57.685	1:59.045	3	59.190
DNF	81	Den Grant	Yamaha TZR 250	2	4:04.687	-	57.594	1:57.755	2	59.838
DNS	10	Adrian Grove	Yamaha YPVS 350	0	----	-	-	----	0	-

Margin of Victory	Avg. Speed	Best Lap Tm	Best Spd	Best Lap by
+1.601	68.044	1:41.359	69.518	[77] Mark Hardy

Chief Timekeeper

Orbits 4



www.amb-it.com

www.mylaps.com

Licensed to: RS Sports Timing



2 - BMCRC - MRO CHAMPIONSHIPS 2008

Lapchart

NORFOLK LINE YAMAHA PAST MASTERS

DONINGTON PARK NATIONAL 1.957 Miles

RACE 2

23/03/2008 10:14

Race (7 Laps)

Competitors	Laps						
	1	2	3	4	5	6	7
Tyler Bacon (53)	1	53	77	77	77	77	77
Mark Hardy (77)	2	77	53	53	27	27	27
Keith Roissetter (27)	3	27	27	27	7	7	7
Dexter Eyre (13)	4	13	13	7	13	13	13
Pete Fishwick (7)	5	7	7	13	95	63	1
Terry Poulter (11)	6	11	63	95	63	1	63
Roy Parbury (35)	7	35	11	63	63	53	11
Mark Legg (63)	8	63	95	11	11	11	89
Andy Ball (1)	9	1	35	1	1	53	53
Kev Porter (95)	10	95	1	35	89	89	33
Anthony Hoare (33)	11	33	33	33	33	35	35
Andrew Davies (89)	12	89	89	89	35	35	60
Jamie Cooper (86)	13	86	86	86	86	71	60
Nick Griggs (71)	14	71	60	60	60	42	86
Stephen Whittle (60)	15	60	71	42	42	71	86
Ross Barnes (42)	16	42	42	71	71	42	56
John Parbury (56)	17	56	56	56	56	44	95
Paul Norris (44)	18	44	44	44	44	95	28
Ken Lawrence (31)	19	31	17	17	17	17	17
Paul Henson (17)	20	17	31	31	31	31	31
Marcus Donkersley (79)	21	79	28	28	28	28	79
Harry McCulloch (28)	22	28	79	79	79	79	78
Den Grant (81)	23	81	81	75	78	78	75
Steve Higerty (75)	24	75	78	78	75	75	75
Anthony Buchan (78)	25	78	75	87	87	87	70
Gary Button (87)	26	87	87	70	70	70	
Mark Manning (70)	27	70	70				
-	28						

Chief Timekeeper

Orbits 4



www.amb-it.com
www.mylaps.com

Licensed to: RS Sports Timing



2 - BMCRC - MRO CHAMPIONSHIPS 2008

NORFOLK LINE YAMAHA PAST MASTERS

DONINGTON PARK NATIONAL 1.957 Miles

RACE 2

23/03/2008 10:14

Race (7 Laps)

Lap	Lap Tm	Diff	Time of Day
(75) Steve Higerty			
1	-:--		10:16:13.323
2	1:58.755	+6.232	10:18:12.078
3	1:54.605	+2.082	10:20:06.683
4	1:57.557	+5.034	10:22:04.240
5	1:56.985	+4.462	10:24:01.225
6	1:52.523	-	10:25:53.748
7	1:53.084	+0.561	10:27:46.832

Lap	Lap Tm	Diff	Time of Day
(70) Mark Manning			
1	-:--		10:16:22.043
2	2:06.728	-	10:18:28.771
3	2:09.225	+2.497	10:20:37.996
4	2:06.834	+0.106	10:22:44.830
5	2:08.159	+1.431	10:24:52.989
6	2:07.114	+0.386	10:27:00.103

Lap	Lap Tm	Diff	Time of Day
(42) Ross Barnes			
1	-:--		10:16:04.430
2	1:51.368	+2.722	10:17:55.798
3	1:50.549	+1.903	10:19:46.347
4	1:49.991	+1.345	10:21:36.338
5	1:50.041	+1.395	10:23:26.379
6	1:48.646	-	10:25:15.025

Lap	Lap Tm	Diff	Time of Day
(87) Gary Button			
1	-:--		10:16:16.297
2	2:00.292	+1.247	10:18:16.589
3	1:59.045	-	10:20:15.634
4	1:59.827	+0.782	10:22:15.461
5	2:01.307	+2.262	10:24:16.768

Lap	Lap Tm	Diff	Time of Day
(81) Den Grant			
1	-:--		10:16:12.947
2	1:57.755	-	10:18:10.702

Chief Timekeeper

Orbits 4



www.amb-it.com
www.mylaps.com

Licensed to: RS Sports Timing



2 - BMCRC - MRO CHAMPIONSHIPS 2008

Sorted on Laps

NORFOLK LINE YAMAHA PAST MASTERS

DONINGTON PARK NATIONAL 1.957 Miles

RACE 12

23/03/2008 14:21

Race (7 Laps)

Pos	No.	Name	Bike	Laps	Total Tm	Diff	Avg. Speed	Best Tm	In Lap	Best Spd
1	77	Mark Hardy	Yamaha TZR 250	7	11:57.360	-	68.758	1:37.331	7	72.395
2	27	Keith Roissetter	Yamaha TZR 250	7	11:58.021	+0.661	68.694	1:37.876	7	71.992
3	53	Tyler Bacon	Yamaha TZR 250	7	12:08.003	+10.643	67.752	1:39.427	6	70.869
4	35	Roy Parbury	Yamaha TZR 250	7	12:08.208	+10.848	67.733	1:38.899	6	71.247
5	13	Dexter Eyre	Yamaha TZR 250	7	12:08.285	+10.925	67.726	1:40.862	6	69.861
6	89	Andrew Davies	Yamaha TZR 250	7	12:13.353	+15.993	67.258	1:40.907	7	69.829
7	63	Mark Legg	Yamaha TZR 250	7	12:13.553	+16.193	67.240	1:41.496	7	69.424
8	1	Andy Ball	Yamaha TZR 250	7	12:24.934	+27.574	66.213	1:40.155	5	70.354
9	60	Stephen Whittle	Yamaha YPVS 350	7	12:40.271	+42.911	64.877	1:44.555	7	67.393
10	33	Anthony Hoare	Yamaha TZR 250	7	12:41.612	+44.252	64.763	1:44.260	4	67.584
11	95	Kev Porter	Yamaha TZR 250	7	12:41.617	+44.257	64.762	1:45.555	7	66.755
12	44	Paul Norris	Yamaha TDR 250	7	12:51.940	+54.580	63.896	1:45.929	6	66.519
13	71	Nick Griggs	Yamaha TZR 250	7	13:12.332	+1:14.972	62.252	1:50.469	2	63.785
14	42	Ross Barnes	Yamaha TZR 250	7	13:27.441	+1:30.081	61.087	1:49.556	7	64.317
15	79	Marcus Donkersley	Yamaha TZR 250	7	13:27.473	+1:30.113	61.084	1:51.130	7	63.406
16	31	Ken Lawrence	Yamaha TZR 250	7	13:29.862	+1:32.502	60.904	1:52.319	7	62.735
17	45	Andy Muse	Yamaha TZR 250	7	13:51.015	+1:53.655	59.354	1:54.674	6	61.446
18	75	Steve Higerty	Yamaha TZR 250	6	11:59.968	1 Lap	58.722	1:54.989	5	61.278
19	81	Den Grant	Yamaha TZR 250	6	12:25.124	+25.156	56.739	1:59.463	5	58.983
20	70	Mark Manning	Yamaha TZR 250	6	12:52.310	+52.342	54.742	2:04.299	4	56.688

Not classified

DNF	78	Anthony Buchan	Yamaha TZR 250	3	5:51.330	-	60.168	1:50.312	3	63.876
DNF	7	Pete Fishwick	Yamaha TZR 250	3	6:07.843	-	57.467	1:46.690	2	66.044
DNF	56	John Parbury	Yamaha TZR 250	2	3:49.031	-	61.531	1:50.302	2	63.882
DNF	11	Terry Poulter	Yamaha TZR 250	1	1:51.455	-	63.221	-	1	-
DNF	28	Harry McCulloch	Yamaha TZR 250	1	2:06.997	-	55.484	-	1	-
DNF	86	Jamie Cooper	Yamaha TZR 250	0	-	-	-	-	0	-
DNF	17	Paul Henson	Yamaha TZR 250	0	-	-	-	-	0	-
DNF	87	Gary Button	Yamaha TZR 250	0	-	-	-	-	0	-

Margin of Victory

Avg. Speed

Best Lap Tm

Best Spd

Best Lap by

+0.661

68.758

1:37.331

72.395

[77] Mark Hardy

Chief Timekeeper

Orbits 4



www.amb-it.com

www.mylaps.com

Licensed to: RS Sports Timing



2 - BMCRC - MRO CHAMPIONSHIPS 2008

Lapchart


NORFOLK LINE YAMAHA PAST MASTERS

DONINGTON PARK NATIONAL 1.957 Miles

RACE 12

23/03/2008 14:21

Race (7 Laps)



Competitors	Laps						
	1	2	3	4	5	6	7
Mark Hardy (77)	1	77	27	77	77	77	77
Keith Roissetter (27)	2	27	77	27	27	27	27
Terry Poulter (11)	3	11	13	1	1	13	53
Dexter Eyre (13)	4	13	1	13	13	53	35
Anthony Hoare (33)	5	33	63	63	53	35	13
Andy Ball (1)	6	1	7	53	63	35	63
Mark Legg (63)	7	63	33	35	35	63	89
Pete Fishwick (7)	8	7	53	33	89	89	1
Andrew Davies (89)	9	89	89	89	33	33	60
Tyler Bacon (53)	10	53	35	95	95	60	33
Roy Parbury (35)	11	35	95	60	60	95	95
Kev Porter (95)	12	95	60	71	44	44	44
Stephen Whittle (60)	13	60	71	44	42	71	71
Nick Griggs (71)	14	71	56	42	71	31	79
John Parbury (56)	15	56	44	78	31	79	31
Paul Norris (44)	16	44	42	31	79	42	31
Ross Barnes (42)	17	42	31	79	45	45	45
Ken Lawrence (31)	18	31	78	45	75	75	75
Marcus Donkersley (79)	19	79	79	7	81	81	81
Harry McCulloch (28)	20	28	45	75	70	70	70
Anthony Buchan (78)	21	78	75	81			
Steve Higerty (75)	22	75	81	70			
Den Grant (81)	23	81	70				
Andy Muse (45)	24	45					
Mark Manning (70)	25	70					
-	26						
-	27						
-	28						

Chief Timekeeper

Orbits 4



www.amb-it.com
www.mylaps.com

Licensed to: RS Sports Timing



2 - BMCRC - MRO CHAMPIONSHIPS 2008

Sorted on Best Lap time

MRO SUPERTEENS

DONINGTON PARK NATIONAL 1.957 Miles

QUALIFYING

22/03/2008 09:15

Qualify

Pos	No.	Name	Bike	Best Tm	Diff	Best Spd	In Lap	Sponsor
1	89	Fraser Rogers	Aprilia RS 125	1:58.573	-	59.426	4	Minimoto Racing
2	92	Danny Hedger	Aprilia RS 125	1:59.001	+0.428	59.212	4	First Choice Flooring/HBR Racing
3	38	Naill Campbell	Aprilia RS 125	1:59.547	+0.974	58.942	4	
4	83	Danny Buchan	Aprilia RS 125	1:59.562	+0.989	58.934	4	Quest
5	3	Jack Blake	Aprilia RS 125	1:59.697	+1.124	58.868	5	Hyside M/c's
6	44	David Pearce	Aprilia RS 125	2:00.409	+1.836	58.520	4	Chardaid Dev. Ltd
7	29	Kingsley Ruddy	Aprilia RS 125	2:01.089	+2.516	58.191	4	J&S Accessories
8	47	Nick Anderson	Aprilia RS 125	2:02.224	+3.651	57.651	4	NMA Flooring
9	34	Stephanie Waddelow	Aprilia RS 125	2:02.930	+4.357	57.319	3	SS Racing/Signal UK
10	9	Jordan Wainwright	Aprilia RS 125	2:03.648	+5.075	56.987	4	
11	20	Jason Douglas	Metrakit 80	2:04.367	+5.794	56.657	3	
12	56	Alex Olsen	Aprilia RS 125	2:07.871	+9.298	55.105	4	
13	10	Rowan Miller	Metrakit 80	2:10.556	+11.983	53.971	4	
14	94	Jamie Thackeray	Aprilia RS 125	2:11.689	+13.116	53.507	4	
15	61	Daniel Booth	Aprilia RS 125	2:13.579	+15.006	52.750	2	
16	77	Adam Robinson	Aprilia RS 125	2:13.583	+15.010	52.748	4	
17	16	Paul Neal	Aprilia RS 125	2:15.282	+16.709	52.086	3	
18	42	Neil Glasgow	Aprilia RS 125	2:15.699	+17.126	51.926	3	
19	18	Robbie Britchford	Metrakit 80	2:19.672	+21.099	50.449	4	
20	21	Joshua Dingwall	Aprilia RS 125	2:20.719	+22.146	50.073	3	
21	11	Max Symonds	Aprilia RS 125	2:20.719	+22.146	50.073	4	
22	55	Tommy Philp	Aprilia RS 125	2:21.887	+23.314	49.661	4	Berkshire M/C's
23	37	Ryan Cringle	Aprilia RS 125	2:23.181	+24.608	49.212	3	Cringle Racing Ltd
24	25	Matthew Paulo	Aprilia RS 125	2:23.515	+24.942	49.098	4	County Properties
25	6	Reece Baldwin	Aprilia RS 125	2:23.962	+25.389	48.945	4	
26	59	Luke Thackeray	Aprilia RS 125	3:08.805	+1:10.232	37.320	3	
27	8	Acea Webb	Aprilia RS 125	3:23.175	+1:24.602	34.681	3	Staffsmart
28	69	Joshua Harland	Aprilia RS 125	12:41.645	+10:43.072	9.251	2	
29	95	Luke Hedger	Metrakit 80	----	-	-	1	First Choice Flooring/HBR Racing
30	12	Ashley Jones	Aprilia RS 125	----	-	-	1	The Huntsman Inn

Chief Timekeeper

Orbits 4



www.amb-it.com

www.mylaps.com

Licensed to: RS Sports Timing



2 - BMCRC - MRO CHAMPIONSHIPS 2008

MRO SUPERTEENS

DONINGTON PARK NATIONAL 1.957 Miles

QUALIFYING

22/03/2008 09:15

Qualify

Lap	Lap Tm	Diff	Time of Day
(89) Fraser Rogers			
1	-:--		9:18:13.701
2	12:41.426	+10:42.853	9:30:55.127
3	2:00.896	+2.323	9:32:56.023
4	1:58.573	-	9:34:54.596
(92) Danny Hedger			
1	-:--		9:17:48.871
2	10:54.635	+8:55.634	9:30:49.067
3	1:59.109	+0.108	9:32:48.176
4	1:59.001	-	9:34:47.177
(38) Nail Campbell			
1	-:--		9:17:57.582
2	10:52.879	+8:53.332	9:30:54.297
3	2:01.085	+1.538	9:32:55.382
4	1:59.547	-	9:34:54.929
(83) Danny Buchan			
1	-:--		9:17:46.146
2	10:58.752	+8:59.190	9:30:52.832
3	2:00.899	+1.337	9:32:53.731
4	1:59.562	-	9:34:53.293
(3) Jack Blake			
1	-:--		9:17:46.058
2	2:04.423	+4.726	9:19:50.481
3	11:01.705	+9:02.008	9:30:52.186
4	2:01.102	+1.405	9:32:53.288
5	1:59.697	-	9:34:52.985
(44) David Pearce			
1	-:--		9:18:04.529
2	13:37.704	+11:37.295	9:31:42.233
3	2:05.625	+5.216	9:33:47.858
4	2:00.409	-	9:35:48.267
(29) Kingsley Ruddy			
1	-:--		9:18:20.440
2	12:41.609	+10:40.520	9:31:02.049
3	2:04.902	+3.813	9:33:06.951
4	2:01.089	-	9:35:08.040
(47) Nick Anderson			
1	-:--		9:17:56.784
2	12:48.501	+10:46.277	9:30:45.285
3	2:06.307	+4.083	9:32:51.592
4	2:02.224	-	9:34:53.816
(34) Stephanie Waddelow			
1	-:--		9:18:05.779
2	12:47.988	+10:45.058	9:30:53.767
3	2:02.930	-	9:32:56.697
4	2:04.312	+1.382	9:35:01.009
(9) Jordan Wainwright			
1	-:--		9:17:53.410
2	11:16.518	+9:12.870	9:31:14.454
3	2:03.843	+0.195	9:33:18.297
4	2:03.648	-	9:35:21.945
(20) Jason Douglas			
1	-:--		9:17:59.238
2	13:00.235	+10:55.868	9:30:59.473
3	2:04.367	-	9:33:03.840

Lap	Lap Tm	Diff	Time of Day
(56) Alex Olsen			
1	-:--		9:17:51.508
2	11:26.654	+9:18.783	9:31:28.835
3	2:11.066	+3.195	9:33:39.901
4	2:07.871	-	9:35:47.772
(10) Rowan Miller			
1	-:--		9:18:13.244
2	13:09.938	+10:59.382	9:31:23.182
3	2:14.216	+3.660	9:33:37.398
4	2:10.556	-	9:35:47.954
(94) Jamie Thackeray			
1	-:--		9:18:23.588
2	12:46.577	+10:34.888	9:31:10.165
3	2:14.146	+2.457	9:33:24.311
4	2:11.689	-	9:35:36.000
(61) Daniel Booth			
1	-:--		9:31:12.947
2	2:13.579	-	9:33:26.526
(77) Adam Robinson			
1	-:--		9:18:23.934
2	12:41.605	+10:28.022	9:31:05.539
3	2:16.661	+3.078	9:33:22.200
4	2:13.583	-	9:35:35.783
(16) Paul Neal			
1	-:--		9:18:07.597
2	13:23.851	+11:08.569	9:31:31.448
3	2:15.282	-	9:33:46.730
(42) Neil Glasgow			
1	-:--		9:18:17.052
2	13:27.931	+11:12.232	9:31:44.983
3	2:15.699	-	9:34:00.682
4	2:17.700	+2.001	9:36:18.382
(18) Robbie Britchford			
1	-:--		9:18:23.112
2	13:26.592	+11:06.920	9:31:49.704
3	2:21.334	+1.662	9:34:11.038
4	2:19.672	-	9:36:30.710
(21) Joshua Dingwall			
1	-:--		9:18:43.087
2	12:53.721	+10:33.002	9:31:36.808
3	2:20.719	-	9:33:57.527
4	2:21.041	+0.322	9:36:18.568
(11) Max Symonds			
1	-:--		9:19:21.381
2	12:28.132	+10:07.413	9:31:49.513
3	2:23.133	+2.414	9:34:12.646
4	2:20.719	-	9:36:33.365
(55) Tommy Philp			
1	-:--		9:18:16.865
2	13:21.707	+10:59.820	9:31:38.572
3	2:31.947	+10.060	9:34:10.519
4	2:21.887	-	9:36:32.406
(37) Ryan Cringle			
1	-:--		9:18:52.374

Lap	Lap Tm	Diff	Time of Day
2	13:14.316	+10:51.135	9:32:06.690
3	2:23.181	-	9:34:29.871
(25) Matthew Paulo			
1	-:--		9:18:39.723
2	12:56.710	+10:33.195	9:31:36.433
3	2:27.474	+3.959	9:34:03.907
4	2:23.515	-	9:36:27.422
(6) Reece Baldwin			
1	-:--		9:18:13.068
2	13:25.281	+11:01.319	9:31:38.349
3	2:28.180	+4.218	9:34:06.529
4	2:23.962	-	9:36:30.491
(59) Luke Thackeray			
1	-:--		9:19:14.048
2	13:13.804	+10:04.999	9:32:27.852
3	3:08.805	-	9:35:36.657
(8) Acea Webb			
1	-:--		9:19:20.295
2	13:17.239	+9:54.064	9:32:37.534
3	3:23.175	-	9:36:00.709
(69) Joshua Harland			
1	-:--		9:18:14.024
2	12:41.645	-	9:30:55.669
(95) Luke Hedger			
1	-:--		9:18:04.283
(12) Ashley Jones			
1	-:--		9:31:13.470

Chief Timekeeper

Orbits 4



www.amb-it.com
www.mylaps.com

Licensed to: RS Sports Timing



2 - BMCRC - MRO CHAMPIONSHIPS 2008

Sorted on Laps

MRO SUPERTEENS

DONINGTON PARK NATIONAL 1.957 Miles

RACE 2

22/03/2008 12:26

Race (6 Laps)

Pos	No.	Name	Bike	Laps	Total Tm	Diff	Avg. Speed	Best Tm	In Lap	Best Spd	Sponsor
1	44	David Pearce	Aprilia RS 125	6	10:04.485	-	69.940	1:36.692	2	72.873	Chardaid Dev. Ltd
2	69	Joshua Harland	Aprilia RS 125	6	10:26.048	+21.563	67.531	1:39.855	2	70.565	
3	29	Kingsley Ruddy	Aprilia RS 125	6	10:26.472	+21.987	67.485	1:40.255	4	70.284	J&S Accessories
4	20	Jason Douglas	Metrakit 80	6	10:40.251	+35.766	66.033	1:40.715	4	69.963	
5	77	Adam Robinson	Aprilia RS 125	6	10:45.712	+41.227	65.475	1:41.431	3	69.469	
6	21	Joshua Dingwall	Aprilia RS 125	6	11:07.759	+1:03.274	63.313	1:46.164	4	66.372	
7	42	Neil Glasgow	Aprilia RS 125	6	11:08.953	+1:04.468	63.200	1:45.755	3	66.628	
8	94	Jamie Thackeray	Aprilia RS 125	6	11:34.325	+1:29.840	60.890	1:50.636	2	63.689	
9	25	Matthew Paulo	Aprilia RS 125	6	11:35.340	+1:30.855	60.801	1:48.127	2	65.167	County Properties
10	18	Robbie Britchford	Metrakit 80	6	12:15.575	+2:11.090	57.476	1:53.116	2	62.293	
11	62	Alex Vella	Aprilia RS 125	6	12:31.620	+2:27.135	56.249	1:53.872	3	61.879	
12	59	Luke Thackeray	Aprilia RS 125	5	11:57.565	1 Lap	49.099	2:09.542	2	54.394	
13	8	Acea Webb	Aprilia RS 125	5	12:22.085	+24.520	47.476	2:08.995	2	54.624	Staffsmart

Not classified

DNF	47	Nick Anderson	Aprilia RS 125	5	8:39.632	-	67.801	1:40.972	3	69.784	NMA Flooring
DNF	10	Rowan Miller	Metrakit 80	5	8:47.572	-	66.780	1:41.232	2	69.605	
DNF	92	Danny Hedger	Aprilia RS 125	4	6:58.502	-	67.348	1:43.176	2	68.294	First Choice Flooring/HBR Racing
DNF	12	Ashley Jones	Aprilia RS 125	4	8:05.236	-	58.085	1:56.290	3	60.592	The Huntsman Inn
DNF	11	Max Symonds	Aprilia RS 125	4	8:48.239	-	53.357	2:09.337	2	54.480	
DNF	37	Ryan Cringle	Aprilia RS 125	2	3:40.580	-	63.889	1:46.801	2	65.976	Cringle Racing Ltd
DNF	56	Alex Olsen	Aprilia RS 125	1	1:43.988	-	67.761	----	1	-	
DNF	38	Naill Campbell	Aprilia RS 125	1	1:44.776	-	67.251	----	1	-	
DNF	6	Reece Baldwin	Aprilia RS 125	1	1:55.946	-	60.772	----	1	-	
DNF	55	Tommy Philp	Aprilia RS 125	1	1:59.334	-	59.047	----	1	-	Berkshire M/C's
DNF	83	Danny Buchan	Aprilia RS 125	0	----	-	-	----	0	-	Quest
DNF	89	Fraser Rogers	Aprilia RS 125	0	----	-	-	----	0	-	Minimoto Racing
DNF	3	Jack Blake	Aprilia RS 125	0	----	-	-	----	0	-	Hyside M/c's
DNF	34	Stephanie Waddelow	Aprilia RS 125	0	----	-	-	----	0	-	SS Racing/Signal UK
DNS	9	Jordan Wainwright	Aprilia RS 125	0	----	-	-	----	0	-	
DNS	61	Daniel Booth	Aprilia RS 125	0	----	-	-	----	0	-	

Margin of Victory	Avg. Speed	Best Lap Tm	Best Spd	Best Lap by
+21.563	69.940	1:36.692	72.873	[44] David Pearce

Chief Timekeeper

Orbits 4



www.amb-it.com
www.mylaps.com

Licensed to: RS Sports Timing



2 - BMCRC - MRO CHAMPIONSHIPS 2008

Lapchart

MRO SUPERTEENS

DONINGTON PARK NATIONAL 1.957 Miles

RACE 2

22/03/2008 12:26

Race (6 Laps)

Competitors	Laps					
	1	2	3	4	5	6
David Pearce (44)	44	44	44	44	44	44
Alex Olsen (56)	56	69	69	69	69	69
Danny Hedger (92)	92	92	47	29	29	29
Naill Campbell (38)	38	47	77	47	47	20
Nick Anderson (47)	47	77	29	20	20	77
Adam Robinson (77)	77	20	20	77	10	21
Joshua Harland (69)	69	10	92	10	77	42
Kingsley Ruddy (29)	29	29	10	92	21	94
Jason Douglas (20)	20	42	42	42	42	25
Rowan Miller (10)	10	37	21	21	25	18
Neil Glasgow (42)	42	21	25	25	94	62
Joshua Dingwall (21)	21	25	94	94	18	
Jamie Thackeray (94)	94	94	18	18	62	
Ryan Cringle (37)	37	18	62	62	59	
Matthew Paulo (25)	25	62	12	12	8	
Reece Baldwin (6)	6	12	59	11		
Tommy Philp (55)	55	8	11	59		
Robbie Britchford (18)	18	59	8	8		
Alex Vella (62)	62	11				
Ashley Jones (12)	12					
Acea Webb (8)	8					
Luke Thackeray (59)	59					
Max Symonds (11)	11					
-						
-						
-						
-						
-						
-						
-						
-						

Chief Timekeeper

Orbits 4



www.amb-it.com
www.mylaps.com

Licensed to: RS Sports Timing



2 - BMCRC - MRO CHAMPIONSHIPS 2008

MRO SUPERTEENS

DONINGTON PARK NATIONAL 1.957 Miles

RACE 2

22/03/2008 12:26

Race (6 Laps)

Lap	Lap Tm	Diff	Time of Day
(44) David Pearce			
1	-:--		12:28:28.465
2	1:36.692	-	12:30:05.157
3	1:37.645	+0.953	12:31:42.802
4	1:40.187	+3.495	12:33:22.989
5	1:43.481	+6.789	12:35:06.470
6	1:45.047	+8.355	12:36:51.517

(69) Joshua Harland			
1	-:--		12:28:33.590
2	1:39.855	-	12:30:13.445
3	1:41.710	+1.855	12:31:55.155
4	1:41.998	+2.143	12:33:37.153
5	1:48.659	+8.804	12:35:25.812
6	1:47.268	+7.413	12:37:13.080

(29) Kingsley Ruddy			
1	-:--		12:28:33.935
2	1:43.374	+3.119	12:30:17.309
3	1:40.511	+0.256	12:31:57.820
4	1:40.255	-	12:33:38.075
5	1:47.897	+7.642	12:35:25.972
6	1:47.532	+7.277	12:37:13.504

(20) Jason Douglas			
1	-:--		12:28:35.343
2	1:41.275	+0.560	12:30:16.618
3	1:41.276	+0.561	12:31:57.894
4	1:40.715	-	12:33:38.609
5	1:53.445	+12.730	12:35:32.054
6	1:55.229	+14.514	12:37:27.283

(77) Adam Robinson			
1	-:--		12:28:33.439
2	1:42.213	+0.782	12:30:15.652
3	1:41.431	-	12:31:57.083
4	1:42.760	+1.329	12:33:39.843
5	1:55.318	+13.887	12:35:35.161
6	1:57.583	+16.152	12:37:32.744

(21) Joshua Dingwall			
1	-:--		12:28:40.030
2	1:48.340	+2.176	12:30:28.370
3	1:47.444	+1.280	12:32:15.814
4	1:46.164	-	12:34:01.978
5	1:52.041	+5.877	12:35:54.019
6	2:00.772	+14.608	12:37:54.791

(42) Neil Glasgow			
1	-:--		12:28:37.029
2	1:45.927	+0.172	12:30:22.956
3	1:45.755	-	12:32:08.711
4	1:48.608	+2.853	12:33:57.319
5	1:57.140	+11.385	12:35:54.459
6	2:01.526	+15.771	12:37:55.985

(94) Jamie Thackeray			
1	-:--		12:28:40.502
2	1:50.636	-	12:30:31.138
3	1:51.156	+0.520	12:32:22.294
4	1:53.667	+3.031	12:34:15.961
5	1:56.851	+6.215	12:36:12.812
6	2:08.545	+17.909	12:38:21.357

(25) Matthew Paulo			
---------------------------	--	--	--

Lap	Lap Tm	Diff	Time of Day
1	-:--		12:28:42.770
2	1:48.127	-	12:30:30.897
3	1:48.635	+0.508	12:32:19.532
4	1:51.513	+3.386	12:34:11.045
5	1:58.103	+9.976	12:36:09.148
6	2:13.224	+25.097	12:38:22.372

(18) Robbie Britchford			
1	-:--		12:28:48.203
2	1:53.116	-	12:30:41.319
3	1:53.171	+0.055	12:32:34.490
4	1:59.802	+6.686	12:34:34.292
5	2:02.358	+9.242	12:36:36.650
6	2:25.957	+32.841	12:39:02.607

(62) Alex Vella			
1	-:--		12:28:50.814
2	1:55.786	+1.914	12:30:46.600
3	1:53.872	-	12:32:40.472
4	2:02.238	+8.366	12:34:42.710
5	2:05.069	+11.197	12:36:47.779
6	2:30.873	+37.001	12:39:18.652

(59) Luke Thackeray			
1	-:--		12:29:04.951
2	2:09.542	-	12:31:14.493
3	2:09.917	+0.375	12:33:24.410
4	2:30.893	+21.351	12:35:55.303
5	2:49.294	+39.752	12:38:44.597

(8) Acea Webb			
1	-:--		12:29:01.930
2	2:08.995	-	12:31:10.925
3	2:17.450	+8.455	12:33:28.375
4	2:35.073	+26.078	12:36:03.448
5	3:05.669	+56.674	12:39:09.117


(47) Nick Anderson			
1	-:--		12:28:33.374
2	1:41.745	+0.773	12:30:15.119
3	1:40.972	-	12:31:56.091
4	1:42.345	+1.373	12:33:38.436
5	1:48.228	+7.256	12:35:26.664

(10) Rowan Miller			
1	-:--		12:28:35.757
2	1:41.232	-	12:30:16.989
3	1:42.983	+1.751	12:31:59.972
4	1:44.352	+3.120	12:33:44.324
5	1:50.280	+9.048	12:35:34.604

(92) Danny Hedger			
1	-:--		12:28:31.676
2	1:43.176	-	12:30:14.852
3	1:43.563	+0.387	12:31:58.415
4	1:47.119	+3.943	12:33:45.534

(12) Ashley Jones			
1	-:--		12:28:53.403
2	1:56.501	+0.211	12:30:49.904
3	1:56.290	-	12:32:46.194
4	2:06.074	+9.784	12:34:52.268

(11) Max Symonds			
1	-:--		12:29:05.643
2	2:09.337	-	12:31:14.980



Chief Timekeeper

Orbits 4



www.amb-it.com
www.mylaps.com

Licensed to: RS Sports Timing



2 - BMCRC - MRO CHAMPIONSHIPS 2008

Sorted on Laps

MRO SUPERTEENS

DONINGTON PARK NATIONAL 1.957 Miles

RACE 8

22/03/2008 16:08

Race (6 Laps)

Pos	No.	Name	Bike	Laps	Total Tm	Diff	Avg. Speed	Best Tm	In Lap	Best Spd	Sponsor
1	3	Jack Blake	Aprilia RS 125	6	9:37.814	-	73.168	1:32.556	6	76.130	Hyside M/c's
2	89	Fraser Rogers	Aprilia RS 125	6	9:38.571	+0.757	73.073	1:33.063	6	75.715	Minimoto Racing
3	44	David Pearce	Aprilia RS 125	6	9:38.610	+0.796	73.068	1:33.750	5	75.160	Chardaid Dev. Ltd
4	56	Alex Olsen	Aprilia RS 125	6	9:39.560	+1.746	72.948	1:33.716	6	75.188	
5	77	Adam Robinson	Aprilia RS 125	6	9:48.952	+11.138	71.785	1:34.395	6	74.647	
6	29	Kingsley Ruddy	Aprilia RS 125	6	9:49.504	+11.690	71.717	1:35.391	6	73.867	J&S Accessories
7	47	Nick Anderson	Aprilia RS 125	6	9:54.120	+16.306	71.160	1:35.504	6	73.780	NMA Flooring
8	20	Jason Douglas	Metrakit 80	6	9:54.753	+16.939	71.084	1:35.852	4	73.512	
9	83	Danny Buchan	Aprilia RS 125	6	9:54.801	+16.987	71.079	1:36.776	4	72.810	Quest
10	34	Stephanie Waddelow	Aprilia RS 125	6	9:58.947	+21.133	70.587	1:37.233	6	72.468	SS Racing/Signal UK
11	38	Naill Campbell	Aprilia RS 125	6	10:00.094	+22.280	70.452	1:37.033	4	72.617	
12	12	Ashley Jones	Aprilia RS 125	6	10:12.590	+34.776	69.015	1:39.534	6	70.793	The Huntsman Inn
13	10	Rowan Miller	Metrakit 80	6	10:19.422	+41.608	68.253	1:39.005	5	71.171	
14	94	Jamie Thackeray	Aprilia RS 125	6	10:20.998	+43.184	68.080	1:41.376	6	69.506	
15	42	Neil Glasgow	Aprilia RS 125	6	10:21.290	+43.476	68.048	1:41.265	3	69.583	
16	9	Jordan Wainwright	Aprilia RS 125	6	10:25.911	+48.097	67.546	1:39.849	5	70.569	
17	25	Matthew Paulo	Aprilia RS 125	6	10:27.873	+50.059	67.335	1:40.941	6	69.806	County Properties
18	21	Joshua Dingwall	Aprilia RS 125	6	10:30.603	+52.789	67.043	1:42.065	5	69.037	
19	37	Ryan Cringle	Aprilia RS 125	6	10:36.029	+58.215	66.471	1:42.736	4	68.586	Cringle Racing Ltd
20	62	Alex Vella	Aprilia RS 125	6	10:47.129	+1:09.315	65.331	1:44.584	5	67.374	
21	18	Robbie Britchford	Metrakit 80	6	10:48.720	+1:10.906	65.171	1:45.350	6	66.884	
22	92	Danny Hedger	Aprilia RS 125	6	11:09.306	+1:31.492	63.166	1:38.262	2	71.709	First Choice Flooring/HBR Racing
23	8	Acea Webb	Aprilia RS 125	5	10:19.230	1 Lap	56.895	1:58.430	4	59.497	Staffsmart
24	11	Max Symonds	Aprilia RS 125	5	10:22.981	+3.751	56.553	1:59.815	4	58.810	
25	59	Luke Thackeray	Aprilia RS 125	5	10:43.545	+24.315	54.746	2:05.645	3	56.081	
26	6	Reece Baldwin	Aprilia RS 125	5	11:17.168	+57.938	52.028	1:54.490	2	61.545	

Not classified

DNF	69	Joshua Harland	Aprilia RS 125	5	8:04.878	-	72.660	1:33.911	5	75.031	
DNF	61	Daniel Booth	Aprilia RS 125	4	6:47.450	-	69.174	1:36.307	4	73.165	
DNF	16	Paul Neal	Aprilia RS 125	0	-:--	-	-	-:--	0	-	
DNS	55	Tommy Philp	Aprilia RS 125	0	-:--	-	-	-:--	0	-	Berkshire M/C's

Margin of Victory	Avg. Speed	Best Lap Tm	Best Spd	Best Lap by
+0.757	73.168	1:32.556	76.130	[3] Jack Blake

Chief Timekeeper

Orbits 4



www.amb-it.com
www.mylaps.com

Licensed to: RS Sports Timing



2 - BMCRC - MRO CHAMPIONSHIPS 2008

Lapchart

MRO SUPERTEENS

DONINGTON PARK NATIONAL 1.957 Miles

RACE 8

22/03/2008 16:08

Race (6 Laps)

Competitors	Laps						
	1	2	3	4	5	6	
Alex Olsen (56)	1	56	56	69	69	44	3
Jack Blake (3)	2	3	69	44	44	69	89
David Pearce (44)	3	44	44	89	89	3	44
Danny Hedger (92)	4	92	89	56	3	89	56
Joshua Harland (69)	5	69	92	3	56	56	77
Fraser Rogers (89)	6	89	3	29	29	29	29
Kingsley Ruddy (29)	7	29	29	83	77	77	47
Danny Buchan (83)	8	83	83	77	83	83	20
Naiill Campbell (38)	9	38	47	47	47	20	83
Stephanie Waddelow (34)	10	34	77	38	20	47	34
Nick Anderson (47)	11	47	38	20	38	34	38
Jason Douglas (20)	12	20	34	34	34	38	12
Adam Robinson (77)	13	77	20	61	61	12	10
Jamie Thackeray (94)	14	94	94	12	12	42	94
Daniel Booth (61)	15	61	61	94	42	10	42
Ashley Jones (12)	16	12	12	42	94	94	9
Neil Glasgow (42)	17	42	42	10	10	9	25
Matthew Paulo (25)	18	25	25	25	25	25	21
Rowan Miller (10)	19	10	21	21	21	21	37
Joshua Dingwall (21)	20	21	10	37	9	37	62
Ryan Cringle (37)	21	37	37	9	37	62	18
Robbie Britchford (18)	22	18	18	18	18	18	92
Alex Vella (62)	23	62	9	62	62	92	
Jordan Wainwright (9)	24	9	62	92	92	8	
Luke Thackeray (59)	25	59	8	8	8	11	
Acea Webb (8)	26	8	59	11	11	59	
Max Symonds (11)	27	11	11	59	59	6	
Reece Baldwin (6)	28	6	6	6	6		
-	29						
-	30						

Chief Timekeeper

Orbits 4



www.amb-it.com
www.mylaps.com

Licensed to: RS Sports Timing



2 - BMCRC - MRO CHAMPIONSHIPS 2008

MRO SUPERTEENS

DONINGTON PARK NATIONAL 1.957 Miles

RACE 8

22/03/2008 16:08

Race (6 Laps)

Lap	Lap Tm	Diff	Time of Day
(3) Jack Blake			
1	-:--		16:09:39.287
2	1:39.279	+6.723	16:11:18.566
3	1:34.397	+1.841	16:12:52.963
4	1:33.372	+0.816	16:14:26.335
5	1:33.890	+1.334	16:16:00.225
6	1:32.556	-	16:17:32.781

(89) Fraser Rogers			
1	-:--		16:09:40.711
2	1:37.009	+3.946	16:11:17.720
3	1:34.581	+1.518	16:12:52.301
4	1:33.843	+0.780	16:14:26.144
5	1:34.331	+1.268	16:16:00.475
6	1:33.063	-	16:17:33.538

(44) David Pearce			
1	-:--		16:09:39.444
2	1:37.586	+3.836	16:11:17.030
3	1:35.052	+1.302	16:12:52.082
4	1:33.995	+0.245	16:14:26.077
5	1:33.750	-	16:15:59.827
6	1:33.750	-	16:17:33.577

(56) Alex Olsen			
1	-:--		16:09:38.642
2	1:37.901	+4.185	16:11:16.543
3	1:36.023	+2.307	16:12:52.566
4	1:34.068	+0.352	16:14:26.634
5	1:34.177	+0.461	16:16:00.811
6	1:33.716	-	16:17:34.527

(77) Adam Robinson			
1	-:--		16:09:43.427
2	1:38.870	+4.475	16:11:22.297
3	1:36.466	+2.071	16:12:58.763
4	1:35.373	+0.978	16:14:34.136
5	1:35.388	+0.993	16:16:09.524
6	1:34.395	-	16:17:43.919

(29) Kingsley Ruddy			
1	-:--		16:09:40.935
2	1:37.822	+2.431	16:11:18.757
3	1:36.310	+0.919	16:12:55.067
4	1:35.934	+0.543	16:14:31.001
5	1:38.079	+2.688	16:16:09.080
6	1:35.391	-	16:17:44.471

(47) Nick Anderson			
1	-:--		16:09:42.989
2	1:39.249	+3.745	16:11:22.238
3	1:38.570	+3.066	16:13:00.808
4	1:36.143	+0.639	16:14:36.951
5	1:36.632	+1.128	16:16:13.583
6	1:35.504	-	16:17:49.087

(20) Jason Douglas			
1	-:--		16:09:43.245
2	1:40.356	+4.504	16:11:23.601
3	1:37.840	+1.988	16:13:01.441
4	1:35.852	-	16:14:37.293
5	1:36.220	+0.368	16:16:13.513
6	1:36.207	+0.355	16:17:49.720

(83) Danny Buchan			
--------------------------	--	--	--

(34) Stephanie Waddelov			
1	-:--		16:09:42.989
2	1:40.200	+2.967	16:11:23.189
3	1:38.911	+1.678	16:13:02.100
4	1:37.316	+0.083	16:14:39.416
5	1:37.265	+0.032	16:16:16.681
6	1:37.233	-	16:17:53.914

(38) Naill Campbell			
1	-:--		16:09:42.443
2	1:40.369	+3.336	16:11:22.812
3	1:38.614	+1.581	16:13:01.426
4	1:37.033	-	16:14:38.459
5	1:38.647	+1.614	16:16:17.106
6	1:37.955	+0.922	16:17:55.061

(12) Ashley Jones			
1	-:--		16:09:46.437
2	1:42.110	+2.576	16:11:28.547
3	1:39.949	+0.415	16:13:08.496
4	1:39.738	+0.204	16:14:48.234
5	1:39.789	+0.255	16:16:28.023
6	1:39.534	-	16:18:07.557

(10) Rowan Miller			
1	-:--		16:09:48.173
2	1:46.112	+7.107	16:11:34.285
3	1:41.801	+2.796	16:13:16.086
4	1:39.441	+0.436	16:14:55.527
5	1:39.005	-	16:16:34.532
6	1:39.857	+0.852	16:18:14.389

(94) Jamie Thackeray			
1	-:--		16:09:44.558
2	1:42.437	+1.061	16:11:26.995
3	1:42.528	+1.152	16:13:09.523
4	1:42.826	+1.450	16:14:52.349
5	1:42.240	+0.864	16:16:34.589
6	1:41.376	-	16:18:15.965

(42) Neil Glasgow			
1	-:--		16:09:47.482
2	1:42.150	+0.885	16:11:29.632
3	1:41.265	-	16:13:10.897
4	1:41.355	+0.090	16:14:52.252
5	1:42.091	+0.826	16:16:34.343
6	1:41.914	+0.649	16:18:16.257

(9) Jordan Wainwright			
1	-:--		16:09:54.483
2	1:43.285	+3.436	16:11:37.768
3	1:42.967	+3.118	16:13:20.735
4	1:40.356	+0.507	16:15:01.091
5	1:39.849	-	16:16:40.940
6	1:39.938	+0.089	16:18:20.878

(25) Matthew Paulo			
1	-:--		16:09:47.950
2	1:45.389	+4.448	16:11:33.339

(21) Joshua Dingwall			
1	-:--		16:09:48.473
2	1:45.582	+3.517	16:11:34.055
3	1:44.480	+2.415	16:13:18.535
4	1:42.273	+0.208	16:15:00.808
5	1:42.065	-	16:16:42.873
6	1:42.697	+0.632	16:18:25.570

(37) Ryan Cringle			
1	-:--		16:09:50.136
2	1:44.554	+1.818	16:11:34.690
3	1:45.651	+2.915	16:13:20.341
4	1:42.736	-	16:15:03.077
5	1:43.851	+1.115	16:16:46.928
6	1:44.068	+1.332	16:18:30.996

(62) Alex Vella			
1	-:--		16:09:51.998
2	1:46.671	+2.087	16:11:38.669
3	1:47.243	+2.659	16:13:25.912
4	1:46.157	+1.573	16:15:12.069
5	1:44.584	-	16:16:56.653
6	1:45.443	+0.859	16:18:42.096

(18) Robbie Britchford			
1	-:--		16:09:50.674
2	1:46.236	+0.886	16:11:36.910
3	1:47.118	+1.768	16:13:24.028
4	1:47.687	+2.337	16:15:11.715
5	1:46.622	+1.272	16:16:58.337
6	1:45.350	-	16:18:43.687

(92) Danny Hedger			
1	-:--		16:09:40.076
2	1:38.262	-	16:11:18.338
3	2:12.636	+34.374	16:13:30.974
4	1:52.874	+14.612	16:15:23.848
5	1:48.575	+10.313	16:17:12.423
6	1:51.850	+13.588	16:19:04.273

(8) Acea Webb			
1	-:--		16:10:07.587
2	2:05.171	+6.741	16:12:12.758
3	2:02.615	+4.185	16:14:15.373
4	1:58.430	-	16:16:13.803
5	2:00.394	+1.964	16:18:14.197

(11) Max Symonds			
1	-:--		16:10:09.092
2	2:05.554	+5.739	16:12:14.646
3	2:02.849	+3.034	16:14:17.495
4	1:59.815	-	16:16:17.310
5	2:00.638	+0.823	16:18:17.948

(59) Luke Thackeray			
1	-:--		16:10:07.436
2	2:06.069	+0.424	16:12:13.505
3	2:05.645	-	16:14:19.150
4	2:10.510	+4.865	16:16:29.660
5	2:08.852	+3.207	16:18:38.512

Chief Timekeeper

Orbits 4



www.amb-it.com
www.mylaps.com

Licensed to: RS Sports Timing



2 - BMCRC - MRO CHAMPIONSHIPS 2008

MRO SUPERTEENS

DONINGTON PARK NATIONAL 1.957 Miles

RACE 8

22/03/2008 16:08

Race (6 Laps)

Lap	Lap Tm	Diff	Time of Day
(6) Reece Baldwin			
1	-:--		16:11:27.750
2	1:54.490	-	16:13:22.240
3	1:55.141	+0.651	16:15:17.381
4	1:58.181	+3.691	16:17:15.562
5	1:56.573	+2.083	16:19:12.135

Lap	Lap Tm	Diff	Time of Day
(69) Joshua Harland			
1	-:--		16:09:40.112
2	1:36.452	+2.541	16:11:16.564
3	1:35.092	+1.181	16:12:51.656
4	1:34.278	+0.367	16:14:25.934
5	1:33.911	-	16:15:59.845

Lap	Lap Tm	Diff	Time of Day
(61) Daniel Booth			
1	-:--		16:09:46.023
2	1:41.918	+5.611	16:11:27.941
3	1:38.169	+1.862	16:13:06.110
4	1:36.307	-	16:14:42.417

Lap Lap Tm Diff Time of Day

Lap Lap Tm Diff Time of Day

Chief Timekeeper

Orbits 4



www.amb-it.com
www.mylaps.com

Licensed to: RS Sports Timing



2 - BMCRC - MRO CHAMPIONSHIPS 2008

Sorted on Laps

MRO SUPERTEENS

DONINGTON PARK NATIONAL 1.957 Miles

RACE 3

23/03/2008 10:37

Race (7 Laps)

Pos	No.	Name	Bike	Laps	Total Tm	Diff	Avg. Speed	Best Tm	In Lap	Best Spd	Sponsor
1	44	David Pearce	Aprilia RS 125	7	12:41.419	-	64.779	1:46.786	5	65.985	Chardaid Dev. Ltd
2	92	Danny Hedger	Aprilia RS 125	7	12:48.979	+7.560	64.142	1:45.247	7	66.950	First Choice Flooring/HBR Racing
3	3	Jack Blake	Aprilia RS 125	7	12:50.532	+9.113	64.013	1:47.097	7	65.793	Hyside M/c's
4	89	Fraser Rogers	Aprilia RS 125	7	12:52.964	+11.545	63.811	1:45.361	7	66.877	Minimoto Racing
5	38	Naill Campbell	Aprilia RS 125	7	12:57.476	+16.057	63.441	1:46.760	6	66.001	
6	20	Jason Douglas	Metrakit 80	7	13:00.525	+19.106	63.193	1:44.752	7	67.266	
7	47	Nick Anderson	Aprilia RS 125	7	13:04.122	+22.703	62.903	1:47.942	6	65.278	NMA Flooring
8	29	Kingsley Ruddy	Aprilia RS 125	7	13:04.538	+23.119	62.870	1:48.805	6	64.761	J&S Accessories
9	77	Adam Robinson	Aprilia RS 125	7	13:13.299	+31.880	62.176	1:45.957	6	66.501	
10	10	Rowan Miller	Metrakit 80	7	13:13.710	+32.291	62.144	1:47.403	7	65.606	
11	56	Alex Olsen	Aprilia RS 125	7	13:13.810	+32.391	62.136	1:48.178	7	65.136	
12	94	Jamie Thackeray	Aprilia RS 125	7	13:28.125	+46.706	61.035	1:46.691	7	66.044	
13	25	Matthew Paulo	Aprilia RS 125	7	13:28.612	+47.193	60.998	1:46.428	7	66.207	County Properties
14	22	Taylor Mackenzie	Aprilia RS 125	7	13:30.665	+49.246	60.844	1:46.574	7	66.116	
15	37	Ryan Cringle	Aprilia RS 125	7	13:34.165	+52.746	60.582	1:48.705	7	64.820	Cringle Racing Ltd
16	21	Joshua Dingwall	Aprilia RS 125	7	13:34.789	+53.370	60.536	1:50.567	7	63.729	
17	42	Neil Glasgow	Aprilia RS 125	7	13:39.913	+58.494	60.158	1:50.983	7	63.490	
18	18	Robbie Britchford	Metrakit 80	7	13:39.946	+58.527	60.155	1:49.986	6	64.065	
19	62	Alex Vella	Aprilia RS 125	7	14:16.224	+1:34.805	57.606	1:57.623	5	59.906	
20	55	Tommy Philp	Aprilia RS 125	6	13:12.390	1 Lap	53.355	2:05.341	6	56.217	Berkshire M/C's
21	11	Max Symonds	Aprilia RS 125	6	13:12.778	+0.388	53.329	2:05.404	6	56.189	
22	59	Luke Thackeray	Aprilia RS 125	6	13:13.154	+0.764	53.303	2:05.782	6	56.020	
23	6	Reece Baldwin	Aprilia RS 125	6	13:13.368	+0.978	53.289	2:06.443	6	55.727	

Not classified

DNF	34	Stephanie Waddelow	Aprilia RS 125	4	7:24.707	-	63.379	1:44.707	4	67.295	SS Racing/Signal UK
DNF	12	Ashley Jones	Aprilia RS 125	4	8:02.881	-	58.369	1:55.043	4	61.249	The Huntsman Inn
DNF	16	Paul Neal	Aprilia RS 125	4	8:19.314	-	56.448	1:58.126	4	59.651	
DNF	9	Jordan Wainwright	Aprilia RS 125	2	3:49.729	-	61.344	1:51.245	2	63.340	
DNF	61	Daniel Booth	Aprilia RS 125	2	4:07.359	-	56.972	1:59.825	2	58.805	
DNF	83	Danny Buchan	Aprilia RS 125	1	1:54.131	-	61.739	-:--	1	-	Quest

Margin of Victory	Avg. Speed	Best Lap Tm	Best Spd	Best Lap by
+7.560	64.779	1:44.707	67.295	[34] Stephanie Waddelow

Chief Timekeeper

Orbits 4



www.amb-it.com
www.mylaps.com

Licensed to: RS Sports Timing



2 - BMCRC - MRO CHAMPIONSHIPS 2008

Lapchart

MRO SUPERTEENS

DONINGTON PARK NATIONAL 1.957 Miles

RACE 3

23/03/2008 10:37

Race (7 Laps)

Competitors	Laps						
	1	2	3	4	5	6	7
Danny Buchan (83)	1	83	44	44	44	44	44
David Pearce (44)	2	44	3	92	34	92	3
Jack Blake (3)	3	3	9	3	92	3	92
Kingsley Ruddy (29)	4	29	92	34	3	89	89
Danny Hedger (92)	5	92	29	89	89	38	38
Jordan Wainwright (9)	6	9	34	29	38	29	47
Nick Anderson (47)	7	47	38	38	29	47	29
Stephanie Waddelow (34)	8	34	89	47	47	20	20
Naill Campbell (38)	9	38	47	20	20	56	56
Fraser Rogers (89)	10	89	20	10	10	10	10
Alex Olsen (56)	11	56	56	56	56	77	77
Rowan Miller (10)	12	10	10	77	77	94	94
Jason Douglas (20)	13	20	61	42	21	25	25
Daniel Booth (61)	14	61	77	25	25	21	22
Adam Robinson (77)	15	77	42	21	94	22	21
Joshua Dingwall (21)	16	21	21	94	22	18	18
Jamie Thackeray (94)	17	94	94	12	42	37	37
Neil Glasgow (42)	18	42	25	22	12	42	42
Ashley Jones (12)	19	12	22	18	18	62	62
Matthew Paulo (25)	20	25	18	37	37	6	55
Taylor Mackenzie (22)	21	22	12	62	62	55	11
Robbie Britchford (18)	22	18	37	16	16	59	59
Ryan Cringle (37)	23	37	16	6	6	11	6
Paul Neal (16)	24	16	62	55	55		
Alex Vella (62)	25	62	6	11	11		
Reece Baldwin (6)	26	6	55	59	59		
Tommy Philp (55)	27	55	11				
Luke Thackeray (59)	28	59	59				
Max Symonds (11)	29	11					

Chief Timekeeper

Orbits 4



www.amb-it.com
www.mylaps.com

Licensed to: RS Sports Timing



2 - BMCRC - MRO CHAMPIONSHIPS 2008

MRO SUPERTEENS

DONINGTON PARK NATIONAL 1.957 Miles

RACE 3

23/03/2008 10:37

Race (7 Laps)

Lap	Lap Tm	Diff	Time of Day
(44) David Pearce			
1	-:--		10:38:42.031
2	1:48.631	+1.845	10:40:30.662
3	1:48.383	+1.597	10:42:19.045
4	1:47.626	+0.840	10:44:06.671
5	1:46.786	-	10:45:53.457
6	1:48.070	+1.284	10:47:41.527
7	1:46.829	+0.043	10:49:28.356
(92) Danny Hedger			
1	-:--		10:38:45.194
2	1:52.020	+6.773	10:40:37.214
3	1:49.496	+4.249	10:42:26.710
4	1:47.496	+2.249	10:44:14.206
5	1:47.931	+2.684	10:46:02.137
6	1:48.532	+3.285	10:47:50.669
7	1:45.247	-	10:49:35.916
(3) Jack Blake			
1	-:--		10:38:44.036
2	1:51.296	+4.199	10:40:35.332
3	1:51.579	+4.482	10:42:26.911
4	1:48.374	+1.277	10:44:15.285
5	1:47.190	+0.093	10:46:02.475
6	1:47.897	+0.800	10:47:50.372
7	1:47.097	-	10:49:37.469
(89) Fraser Rogers			
1	-:--		10:38:47.422
2	1:52.034	+6.673	10:40:39.456
3	1:51.002	+5.641	10:42:30.458
4	1:47.792	+2.431	10:44:18.250
5	1:48.907	+3.546	10:46:07.157
6	1:47.383	+2.022	10:47:54.540
7	1:45.361	-	10:49:39.901
(38) Naill Campbell			
1	-:--		10:38:46.738
2	1:52.620	+5.860	10:40:39.358
3	1:52.412	+5.652	10:42:31.770
4	1:48.864	+2.104	10:44:20.634
5	1:47.527	+0.767	10:46:08.161
6	1:46.760	-	10:47:54.921
7	1:49.492	+2.732	10:49:44.413
(20) Jason Douglas			
1	-:--		10:38:50.613
2	1:55.579	+10.827	10:40:46.192
3	1:53.175	+8.423	10:42:39.367
4	1:50.511	+5.759	10:44:29.878
5	1:47.926	+3.174	10:46:17.804
6	1:44.906	+0.154	10:48:02.710
7	1:44.752	-	10:49:47.462
(47) Nick Anderson			
1	-:--		10:38:46.259
2	1:54.645	+6.703	10:40:40.904
3	1:52.965	+5.023	10:42:33.869
4	1:49.836	+1.894	10:44:23.705
5	1:49.303	+1.361	10:46:13.008
6	1:47.942	-	10:48:00.950
7	1:50.109	+2.167	10:49:51.059
(29) Kingsley Ruddy			
1	-:--		10:38:44.812

Lap	Lap Tm	Diff	Time of Day
2	1:53.457	+4.652	10:40:38.269
3	1:52.502	+3.697	10:42:30.771
4	1:51.413	+2.608	10:44:22.184
5	1:50.509	+1.704	10:46:12.693
6	1:48.805	-	10:48:01.498
7	1:49.977	+1.172	10:49:51.475
(77) Adam Robinson			
1	-:--		10:38:54.511
2	1:59.895	+13.938	10:40:54.406
3	1:54.121	+8.164	10:42:48.527
4	1:50.799	+4.842	10:44:39.326
5	1:48.933	+2.976	10:46:28.259
6	1:45.957	-	10:48:14.216
7	1:46.020	+0.063	10:50:00.236
(10) Rowan Miller			
1	-:--		10:38:50.223
2	1:56.881	+9.478	10:40:47.104
3	1:53.985	+6.582	10:42:41.089
4	1:52.373	+4.970	10:44:33.462
5	1:50.994	+3.591	10:46:24.456
6	1:48.788	+1.385	10:48:13.244
7	1:47.403	-	10:50:00.647
(56) Alex Olsen			
1	-:--		10:38:49.821
2	1:56.787	+8.609	10:40:46.608
3	1:55.092	+6.914	10:42:41.700
4	1:51.828	+3.650	10:44:33.528
5	1:50.666	+2.488	10:46:24.194
6	1:48.375	+0.197	10:48:12.569
7	1:48.178	-	10:50:00.747
(94) Jamie Thackeray			
1	-:--		10:38:55.638
2	2:00.916	+14.225	10:40:56.554
3	1:57.388	+10.697	10:42:53.942
4	1:53.302	+6.611	10:44:47.244
5	1:51.631	+4.940	10:46:38.875
6	1:49.496	+2.805	10:48:28.371
7	1:46.691	-	10:50:15.062
(25) Matthew Paulo			
1	-:--		10:38:56.207
2	2:01.209	+14.781	10:40:57.416
3	1:56.147	+9.719	10:42:53.563
4	1:53.379	+6.951	10:44:46.942
5	1:53.005	+6.577	10:46:39.947
6	1:49.174	+2.746	10:48:29.121
7	1:46.428	-	10:50:15.549
(22) Taylor Mackenzie			
1	-:--		10:38:56.386
2	2:01.215	+14.641	10:40:57.601
3	1:57.479	+10.905	10:42:55.080
4	1:52.591	+6.017	10:44:47.671
5	1:52.916	+6.342	10:46:40.587
6	1:50.441	+3.867	10:48:31.028
7	1:46.574	-	10:50:17.602
(37) Ryan Cringle			
1	-:--		10:38:59.987
2	2:00.040	+11.335	10:41:00.027
3	1:57.137	+8.432	10:42:57.164
4	1:52.895	+4.190	10:44:50.059

Lap	Lap Tm	Diff	Time of Day
5	1:52.605	+3.900	10:46:42.664
6	1:49.733	+1.028	10:48:32.397
7	1:48.705	-	10:50:21.102
(21) Joshua Dingwall			
1	-:--		10:38:54.897
2	2:01.289	+10.722	10:40:56.186
3	1:57.479	+6.912	10:42:53.665
4	1:52.232	+1.665	10:44:45.897
5	1:54.579	+4.012	10:46:40.476
6	1:50.683	+0.116	10:48:31.159
7	1:50.567	-	10:50:21.726
(42) Neil Glasgow			
1	-:--		10:38:55.955
2	1:59.547	+8.564	10:40:55.502
3	1:57.696	+6.713	10:42:53.198
4	1:55.509	+4.526	10:44:48.707
5	1:54.229	+3.246	10:46:42.936
6	1:52.931	+1.948	10:48:35.867
7	1:50.983	-	10:50:26.850
(18) Robbie Britchford			
1	-:--		10:38:58.570
2	2:00.149	+10.163	10:40:58.719
3	1:57.427	+7.441	10:42:56.146
4	1:53.827	+3.841	10:44:49.973
5	1:52.301	+2.315	10:46:42.274
6	1:49.986	-	10:48:32.260
7	1:54.623	+4.637	10:50:26.883
(62) Alex Vella			
1	-:--		10:39:04.141
2	2:03.201	+5.578	10:41:07.342
3	2:00.309	+2.686	10:43:07.651
4	1:57.946	+0.323	10:45:05.597
5	1:57.623	-	10:47:03.220
6	2:00.562	+2.939	10:49:03.782
7	1:59.379	+1.756	10:51:03.161
(55) Tommy Philp			
1	-:--		10:39:12.249
2	2:12.858	+7.517	10:41:25.107
3	2:11.094	+5.753	10:43:36.201
4	2:08.730	+3.389	10:45:44.931
5	2:09.055	+3.714	10:47:53.986
6	2:05.341	-	10:49:59.327
(11) Max Symonds			
1	-:--		10:39:14.510
2	2:11.030	+5.626	10:41:25.540
3	2:10.931	+5.527	10:43:36.471
4	2:08.890	+3.486	10:45:45.361
5	2:08.950	+3.546	10:47:54.311
6	2:05.404	-	10:49:59.715
(59) Luke Thackeray			
1	-:--		10:39:14.225
2	2:13.761	+7.979	10:41:27.986
3	2:10.651	+4.869	10:43:38.637
4	2:07.454	+1.672	10:45:46.091
5	2:08.218	+2.436	10:47:54.309
6	2:05.782	-	10:50:00.091
(6) Reece Baldwin			
1	-:--		10:39:08.839

Chief Timekeeper

Orbits 4



www.amb-it.com
www.mylaps.com

Licensed to: RS Sports Timing



2 - BMCRC - MRO CHAMPIONSHIPS 2008

MRO SUPERTEENS

DONINGTON PARK NATIONAL 1.957 Miles

RACE 3

23/03/2008 10:37

Race (7 Laps)

Lap	Lap Tm	Diff	Time of Day
2	2:13.260	+6.817	10:41:22.099
3	2:13.052	+6.609	10:43:35.151
4	2:09.298	+2.855	10:45:44.449
5	2:09.413	+2.970	10:47:53.862
6	2:06.443	-	10:50:00.305

(34) Stephanie Waddelow

1	-:--		10:38:46.400
2	1:52.012	+7.305	10:40:38.412
3	1:48.525	+3.818	10:42:26.937
4	1:44.707	-	10:44:11.644

(12) Ashley Jones

1	-:--		10:38:56.158
2	2:02.693	+7.650	10:40:58.851
3	1:55.924	+0.881	10:42:54.775
4	1:55.043	-	10:44:49.818

(16) Paul Neal

1	-:--		10:39:01.520
2	2:05.114	+6.988	10:41:06.634
3	2:01.491	+3.365	10:43:08.125
4	1:58.126	-	10:45:06.251

(9) Jordan Wainwright

1	-:--		10:38:45.421
2	1:51.245	-	10:40:36.666

(61) Daniel Booth

1	-:--		10:38:54.471
2	1:59.825	-	10:40:54.296

(83) Danny Buchan

1	-:--		10:38:41.068
---	------	--	--------------

Lap Lap Tm Diff Time of Day

Lap Lap Tm Diff Time of Day

Chief Timekeeper

Orbits 4



www.amb-it.com
www.mylaps.com

Licensed to: RS Sports Timing



2 - BMCRC - MRO CHAMPIONSHIPS 2008

Sorted on Laps

MRO SUPERTEENS

DONINGTON PARK NATIONAL 1.957 Miles

RACE 13

23/03/2008 14:40

Race (7 Laps)

Pos	No.	Name	Bike	Laps	Total Tm	Diff	Avg. Speed	Best Tm	In Lap	Best Spd	Sponsor
1	92	Danny Hedger	Aprilia RS 125	7	11:55.727	-	68.914	1:38.987	5	71.184	First Choice Flooring/HBR Racing
2	3	Jack Blake	Aprilia RS 125	7	11:58.989	+3.262	68.602	1:39.793	4	70.609	Hyside M/c's
3	12	Ashley Jones	Aprilia RS 125	7	11:59.400	+3.673	68.563	1:39.118	7	71.090	The Huntsman Inn
4	56	Alex Olsen	Aprilia RS 125	7	11:59.682	+3.955	68.536	1:40.211	4	70.314	
5	89	Fraser Rogers	Aprilia RS 125	7	12:00.545	+4.818	68.454	1:37.478	7	72.286	Minimoto Racing
6	34	Stephanie Waddelow	Aprilia RS 125	7	12:05.827	+10.100	67.956	1:40.155	7	70.354	SS Racing/Signal UK
7	10	Rowan Miller	Metrakit 80	7	12:06.247	+10.520	67.916	1:40.285	7	70.263	
8	21	Joshua Dingwall	Aprilia RS 125	7	12:12.893	+17.166	67.300	1:41.914	7	69.139	
9	22	Taylor Mackenzie	Aprilia RS 125	7	12:15.403	+19.676	67.071	1:38.769	7	71.341	
10	94	Jamie Thackeray	Aprilia RS 125	7	12:15.778	+20.051	67.036	1:41.385	7	69.500	
11	38	Naill Campbell	Aprilia RS 125	7	12:16.667	+20.940	66.956	1:40.040	7	70.435	
12	25	Matthew Paulo	Aprilia RS 125	7	12:18.940	+23.213	66.750	1:40.990	7	69.772	County Properties
13	61	Daniel Booth	Aprilia RS 125	7	12:43.837	+48.110	64.574	1:43.623	7	67.999	
14	9	Jordan Wainwright	Aprilia RS 125	7	12:44.151	+48.424	64.547	1:45.034	7	67.086	
15	37	Ryan Cringle	Aprilia RS 125	7	12:44.155	+48.428	64.547	1:43.942	7	67.790	Cringle Racing Ltd
16	62	Alex Vella	Aprilia RS 125	7	13:03.825	+1:08.098	62.927	1:44.992	7	67.113	
17	18	Robbie Britchford	Metrakit 80	7	13:06.191	+1:10.464	62.738	1:47.743	7	65.399	
18	6	Reece Baldwin	Aprilia RS 125	7	13:11.249	+1:15.522	62.337	1:49.506	6	64.346	
19	11	Max Symonds	Aprilia RS 125	7	13:44.225	+1:48.498	59.843	1:51.819	7	63.015	
20	59	Luke Thackeray	Aprilia RS 125	7	13:44.408	+1:48.681	59.830	1:51.972	7	62.929	
21	8	Acea Webb	Aprilia RS 125	6	13:03.558	1 Lap	53.956	2:00.911	6	58.277	Staffsmart

Not classified

DNF	44	David Pearce	Aprilia RS 125	5	8:28.749	-	69.251	1:38.877	5	71.263	Chardaid Dev. Ltd
DNF	83	Danny Buchan	Aprilia RS 125	4	7:21.094	-	63.898	1:46.083	2	66.422	Quest
DNF	20	Jason Douglas	Metrakit 80	3	5:10.254	-	68.134	1:40.180	3	70.336	
DNF	55	Tommy Philp	Aprilia RS 125	3	5:54.359	-	59.654	1:55.034	3	61.254	Berkshire M/C's
DNF	47	Nick Anderson	Aprilia RS 125	0	-:--	-	-	-:--	0	-	NMA Flooring
DNF	77	Adam Robinson	Aprilia RS 125	0	-:--	-	-	-:--	0	-	
DNF	42	Neil Glasgow	Aprilia RS 125	0	-:--	-	-	-:--	0	-	
DNF	29	Kingsley Ruddy	Aprilia RS 125	0	-:--	-	-	-:--	0	-	J&S Accessories

Margin of Victory	Avg. Speed	Best Lap Tm	Best Spd	Best Lap by
+3.262	68.914	1:37.478	72.286	[89] Fraser Rogers

Chief Timekeeper

Orbits 4



www.amb-it.com
www.mylaps.com

Licensed to: RS Sports Timing



2 - BMCRC - MRO CHAMPIONSHIPS 2008

Lapchart

MRO SUPERTEENS

DONINGTON PARK NATIONAL 1.957 Miles

RACE 13

23/03/2008 14:40

Race (7 Laps)

Competitors	Laps							
	1	2	3	4	5	6	7	
David Pearce (44)	1	44	44	44	44	92	92	
Jason Douglas (20)	2	20	20	92	92	3	3	
Alex Olsen (56)	3	56	3	92	3	3	56	12
Jack Blake (3)	4	3	92	3	56	56	12	56
Danny Hedger (92)	5	92	56	56	12	12	89	89
Stephanie Waddelow (34)	6	34	12	12	89	89	34	34
Rowan Miller (10)	7	10	34	34	34	34	10	10
Ashley Jones (12)	8	12	10	89	10	10	21	21
Fraser Rogers (89)	9	89	89	10	21	21	94	22
Joshua Dingwall (21)	10	21	21	21	94	94	38	94
Jamie Thackeray (94)	11	94	83	94	38	22	22	38
Danny Buchan (83)	12	83	94	83	22	38	25	25
Naill Campbell (38)	13	38	38	38	25	25	9	61
Matthew Paulo (25)	14	25	25	22	83	9	37	9
Taylor Mackenzie (22)	15	22	22	25	9	61	61	37
Daniel Booth (61)	16	61	9	9	61	37	18	62
Jordan Wainwright (9)	17	9	61	37	37	18	62	18
Ryan Cringle (37)	18	37	37	61	62	62	6	6
Alex Vella (62)	19	62	6	6	6	6	11	11
Tommy Philp (55)	20	55	62	62	18	59	59	59
Reece Baldwin (6)	21	6	55	18	59	11	8	
Robbie Britchford (18)	22	18	18	55	11	8		
Luke Thackeray (59)	23	59	59	59	8			
Max Symonds (11)	24	11	11	11				
Acea Webb (8)	25	8	8	8				
-	26							
-	27							
-	28							
-	29							

Chief Timekeeper

Orbits 4



www.amb-it.com
www.mylaps.com

Licensed to: RS Sports Timing



2 - BMCRC - MRO CHAMPIONSHIPS 2008

MRO SUPERTEENS

DONINGTON PARK NATIONAL 1.957 Miles

RACE 13

23/03/2008 14:40

Race (7 Laps)

Lap	Lap Tm	Diff	Time of Day
(92) Danny Hedger			
1	-:--		14:42:35.825
2	1:43.460	+4.473	14:44:19.285
3	1:41.353	+2.366	14:46:00.638
4	1:39.634	+0.647	14:47:40.272
5	1:38.987	-	14:49:19.259
6	1:40.334	+1.347	14:50:59.593
7	1:41.582	+2.595	14:52:41.175
(3) Jack Blake			
1	-:--		14:42:35.397
2	1:43.652	+3.859	14:44:19.049
3	1:41.755	+1.962	14:46:00.804
4	1:39.793	-	14:47:40.597
5	1:40.904	+1.111	14:49:21.501
6	1:41.687	+1.894	14:51:03.188
7	1:41.249	+1.456	14:52:44.437
(12) Ashley Jones			
1	-:--		14:42:38.376
2	1:43.637	+4.519	14:44:22.013
3	1:41.348	+2.230	14:46:03.361
4	1:40.689	+1.571	14:47:44.050
5	1:40.994	+1.876	14:49:25.044
6	1:40.686	+1.568	14:51:05.730
7	1:39.118	-	14:52:44.848
(56) Alex Olsen			
1	-:--		14:42:34.530
2	1:45.102	+4.891	14:44:19.632
3	1:42.153	+1.942	14:46:01.785
4	1:40.211	-	14:47:41.996
5	1:41.258	+1.047	14:49:23.254
6	1:40.659	+0.448	14:51:03.913
7	1:41.217	+1.006	14:52:45.130
(89) Fraser Rogers			
1	-:--		14:42:39.030
2	1:44.115	+6.637	14:44:23.145
3	1:42.384	+4.906	14:46:05.529
4	1:41.975	+4.497	14:47:47.504
5	1:41.180	+3.702	14:49:28.684
6	1:39.831	+2.353	14:51:08.515
7	1:37.478	-	14:52:45.993
(34) Stephanie Waddelow			
1	-:--		14:42:36.226
2	1:45.949	+5.794	14:44:22.175
3	1:43.197	+3.042	14:46:05.372
4	1:42.576	+2.421	14:47:47.948
5	1:41.400	+1.245	14:49:29.348
6	1:41.772	+1.617	14:51:11.120
7	1:40.155	-	14:52:51.275
(10) Rowan Miller			
1	-:--		14:42:37.748
2	1:44.854	+4.569	14:44:22.602
3	1:44.141	+3.856	14:46:06.743
4	1:42.108	+1.823	14:47:48.851
5	1:40.675	+0.390	14:49:29.526
6	1:41.884	+1.599	14:51:11.410
7	1:40.285	-	14:52:51.695
(21) Joshua Dingwall			
1	-:--		14:42:39.807

Lap	Lap Tm	Diff	Time of Day
2	1:45.702	+3.788	14:44:25.509
3	1:43.332	+1.418	14:46:08.841
4	1:43.217	+1.303	14:47:52.058
5	1:42.098	+0.184	14:49:34.156
6	1:42.271	+0.357	14:51:16.427
7	1:41.914	-	14:52:58.341
(22) Taylor Mackenzie			
1	-:--		14:42:44.931
2	1:46.244	+7.475	14:44:31.175
3	1:43.159	+4.390	14:46:14.334
4	1:43.329	+4.560	14:47:57.663
5	1:42.923	+4.154	14:49:40.586
6	1:41.496	+2.727	14:51:22.082
7	1:38.769	-	14:53:00.851
(94) Jamie Thackeray			
1	-:--		14:42:39.905
2	1:46.238	+4.853	14:44:26.143
3	1:44.260	+2.875	14:46:10.403
4	1:42.478	+1.093	14:47:52.881
5	1:43.789	+2.404	14:49:36.670
6	1:43.171	+1.786	14:51:19.841
7	1:41.385	-	14:53:01.226
(38) Naill Campbell			
1	-:--		14:42:40.514
2	1:47.675	+7.635	14:44:28.189
3	1:45.662	+5.622	14:46:13.851
4	1:43.763	+3.723	14:47:57.614
5	1:43.271	+3.231	14:49:40.885
6	1:41.190	+1.150	14:51:22.075
7	1:40.040	-	14:53:02.115
(25) Matthew Paulo			
1	-:--		14:42:40.873
2	1:47.520	+6.530	14:44:28.393
3	1:46.466	+5.476	14:46:14.859
4	1:44.284	+3.294	14:47:59.143
5	1:42.641	+1.651	14:49:41.784
6	1:41.614	+0.624	14:51:23.398
7	1:40.990	-	14:53:04.388
(61) Daniel Booth			
1	-:--		14:42:44.994
2	1:51.969	+8.346	14:44:36.963
3	1:49.507	+5.884	14:46:26.470
4	1:47.650	+4.027	14:48:14.120
5	1:45.830	+2.207	14:49:59.950
6	1:45.712	+2.089	14:51:45.662
7	1:43.623	-	14:53:29.285
(9) Jordan Wainwright			
1	-:--		14:42:45.425
2	1:49.987	+4.953	14:44:35.412
3	1:47.938	+2.904	14:46:23.350
4	1:46.069	+1.035	14:48:09.419
5	1:47.850	+2.816	14:49:57.269
6	1:47.296	+2.262	14:51:44.565
7	1:45.034	-	14:53:29.599
(37) Ryan Cringle			
1	-:--		14:42:45.564
2	1:51.416	+7.474	14:44:36.980
3	1:49.142	+5.200	14:46:26.122
4	1:48.241	+4.299	14:48:14.363

Lap	Lap Tm	Diff	Time of Day
5	1:46.419	+2.477	14:50:00.782
6	1:44.879	+0.937	14:51:45.661
7	1:43.942	-	14:53:29.603
(62) Alex Vella			
1	-:--		14:42:48.061
2	1:53.526	+8.534	14:44:41.587
3	1:53.003	+8.011	14:46:34.590
4	1:51.273	+6.281	14:48:25.863
5	1:50.157	+5.165	14:50:16.201
6	1:48.261	+3.269	14:52:04.281
7	1:44.992	-	14:53:49.273
(18) Robbie Britchford			
1	-:--		14:42:51.121
2	1:54.468	+6.725	14:44:45.589
3	1:51.475	+3.732	14:46:37.064
4	1:49.949	+2.206	14:48:27.013
5	1:48.519	+0.776	14:50:15.532
6	1:48.364	+0.621	14:52:03.896
7	1:47.743	-	14:53:51.639
(6) Reece Baldwin			
1	-:--		14:42:48.555
2	1:52.326	+2.820	14:44:40.881
3	1:53.141	+3.635	14:46:34.022
4	1:52.788	+3.282	14:48:26.810
5	1:50.233	+0.727	14:50:17.043
6	1:49.506	-	14:52:06.549
7	1:50.148	+0.642	14:53:56.697
(11) Max Symonds			
1	-:--		14:42:55.604
2	1:59.271	+7.452	14:44:54.875
3	1:56.604	+4.785	14:46:51.479
4	1:56.632	+4.813	14:48:48.111
5	1:54.849	+3.030	14:50:42.960
6	1:54.894	+3.075	14:52:37.854
7	1:51.819	-	14:54:29.673
(59) Luke Thackeray			
1	-:--		14:42:54.421
2	1:59.670	+7.698	14:44:54.091
3	1:56.492	+4.520	14:46:50.583
4	1:56.132	+4.160	14:48:46.715
5	1:55.153	+3.181	14:50:41.868
6	1:56.016	+4.044	14:52:37.884
7	1:51.972	-	14:54:29.856
(8) Acea Webb			
1	-:--		14:43:07.287
2	2:17.291	+16.380	14:45:24.578
3	2:10.686	+9.775	14:47:35.264
4	2:05.335	+4.424	14:49:40.599
5	2:07.496	+6.585	14:51:48.095
6	2:00.911	-	14:53:49.006
(44) David Pearce			
1	-:--		14:42:31.106
2	1:42.813	+3.936	14:44:13.919
3	1:41.692	+2.815	14:45:55.611
4	1:39.709	+0.832	14:47:35.320
5	1:38.877	-	14:49:14.197
(83) Danny Buchan			
1	-:--		14:42:39.969

Chief Timekeeper

Orbits 4



www.amb-it.com
www.mylaps.com

Licensed to: RS Sports Timing



2 - BMCRC - MRO CHAMPIONSHIPS 2008

MRO SUPERTEENS

DONINGTON PARK NATIONAL 1.957 Miles

RACE 13

23/03/2008 14:40

Race (7 Laps)

Lap	Lap Tm	Diff	Time of Day
2	1:46.083	-	14:44:26.052
3	1:46.200	+0.117	14:46:12.252
4	1:54.290	+8.207	14:48:06.542

(20) Jason Douglas

1	-:--		14:42:33.420
2	1:42.102	+1.922	14:44:15.522
3	1:40.180	-	14:45:55.702

(55) Tommy Philp

1	-:--		14:42:48.537
2	1:56.236	+1.202	14:44:44.773
3	1:55.034	-	14:46:39.807

Lap	Lap Tm	Diff	Time of Day
-----	--------	------	-------------

Lap	Lap Tm	Diff	Time of Day
-----	--------	------	-------------

Chief Timekeeper

Orbits 4



www.amb-it.com
www.mylaps.com

Licensed to: RS Sports Timing



2 - BMCRC - MRO CHAMPIONSHIPS 2008

Sorted on Best Lap time

TRIUMPH TRIPLE CHALLENGE

DONINGTON PARK NATIONAL 1.957 Miles

1ST QUALIFYING

22/03/2008 10:39

Qualify

Pos	No.	Name	Class	Bike	Best Tm	Diff	Best Spd	In Lap	Sponsor
1	96	Jack Sim	TDG	Triumph 675	1:23.739	-	84.146	8	SS Racing/Signal UK
2	10	Lance Carey	YG	Triumph 675	1:24.187	+0.448	83.698	8	
3	15	Mark Cheetham	TDG	Triumph 675	1:24.830	+1.091	83.064	6	
4	55	Josh Wainwright	YG	Triumph 675	1:25.604	+1.865	82.313	3	
5	46	Rhalf Lo Turco	TDG	Triumph 675	1:25.827	+2.088	82.099	5	SBK Rider Support Serv
6	89	David Jones	YG	Triumph 675	1:26.496	+2.757	81.464	4	Creative Bathrooms
7	40	Andrew Batt	TDG	Triumph 675	1:26.686	+2.947	81.285	3	
8	33	Paul Hughes	TDG	Triumph 675	1:26.866	+3.127	81.117	9	Colin Mitton
9	35	Shane Pearson	YG	Triumph 675	1:27.273	+3.534	80.738	4	
10	1	Ricky Chadwick	TDG	Triumph 675	1:27.888	+4.149	80.173	7	Concensus Engineering
11	60	Tim Venables	YG	Triumph 675	1:28.124	+4.385	79.959	6	T Turner
12	81	Toby Glenn	YG	Triumph 675	1:28.741	+5.002	79.403	4	Tec II Racing
13	14	Scott Rowbottom	YG	Triumph 675	1:28.940	+5.201	79.225	6	North Lincs Structures
14	12	Richard Green	TDG	Triumph 675	1:29.342	+5.603	78.869	7	
15	58	Tom Fisher	YG	Triumph 675	1:29.914	+6.175	78.367	7	Church Wharf Garage
16	30	Alex Bekers	TDG	Triumph 675	1:31.934	+8.195	76.645	8	
17	48	Andrew Shim	YG	Triumph 675	1:32.190	+8.451	76.432	8	First Response Finance
18	99	Wayne Martin	TDG	Triumph 675	1:32.787	+9.048	75.940	8	SW Group Logistics
19	72	Paul Marques	TDG	Triumph 675	1:33.181	+9.442	75.619	8	Bytemarq Ltd
20	9	Reece Rothwell	YG	Triumph 675	1:33.509	+9.770	75.354	3	Ghostbikes.com
21	73	James Stone	YG	Triumph 675	1:35.379	+11.640	73.877	8	MJ Stone Electrical Serv
22	31	Adam Parsons	YG	Triumph 675	-.---	-	-	1	Laguna Motorcycles
23	18	Maria Costello	TDG	Triumph 675	-.---	-	-	1	Bering

Chief Timekeeper

Orbits 4



www.amb-it.com
www.mylaps.com

Licensed to: RS Sports Timing



2 - BMCRC - MRO CHAMPIONSHIPS 2008

TRIUMPH TRIPLE CHALLENGE

DONINGTON PARK NATIONAL 1.957 Miles

1ST QUALIFYING

22/03/2008 10:39

Qualify

Lap	Lap Tm	Diff	Time of Day
(31) Adam Parsons			
1	-:--		10:40:26.860
(18) Maria Costello			
1	-:--		10:43:22.637

Lap	Lap Tm	Diff	Time of Day
-----	--------	------	-------------

Lap	Lap Tm	Diff	Time of Day
-----	--------	------	-------------

Chief Timekeeper

Orbits 4



www.amb-it.com
www.mylaps.com

Licensed to: RS Sports Timing



2 - BMCRC - MRO CHAMPIONSHIPS 2008

Sorted on Best Lap time

TRIUMPH TRIPLE CHALLENGE

DONINGTON PARK NATIONAL 1.957 Miles

2ND QUALIFYING

22/03/2008 14:59

Qualify

Pos	No.	Name	Class	Bike	Best Tm	Diff	Best Spd	In Lap	Sponsor
1	71	Andrew Marriott	YG	Triumph 675	1:17.236	-	91.231	9	HCM Electrical
2	81	Toby Glenn	YG	Triumph 675	1:17.278	+0.042	91.181	10	Tec II Racing
3	37	Mark Cringle	YG	Triumph 675	1:17.672	+0.436	90.718	7	Cringle Racing Ltd
4	10	Lance Carey	YG	Triumph 675	1:18.019	+0.783	90.315	9	
5	1	Ricky Chadwick	TDG	Triumph 675	1:18.254	+1.018	90.044	8	Concensus Engineering
6	9	Reece Rothwell	YG	Triumph 675	1:18.269	+1.033	90.026	8	Ghostbikes.com
7	35	Shane Pearson	YG	Triumph 675	1:18.300	+1.064	89.991	9	
8	96	Jack Sim	TDG	Triumph 675	1:18.304	+1.068	89.986	10	SS Racing/Signal UK
9	55	Josh Wainwright	YG	Triumph 675	1:18.687	+1.451	89.548	9	
10	14	Scott Rowbottom	YG	Triumph 675	1:18.704	+1.468	89.529	10	North Lincs Structures
11	89	David Jones	YG	Triumph 675	1:18.888	+1.652	89.320	8	Creative Bathrooms
12	15	Mark Cheetham	TDG	Triumph 675	1:19.078	+1.842	89.105	5	
13	82	Ben Cater	TDG	Triumph 675	1:19.609	+2.373	88.511	8	Classic Car Club
14	33	Paul Hughes	TDG	Triumph 675	1:20.141	+2.905	87.924	9	Colin Mitton
15	60	Tim Venables	YG	Triumph 675	1:20.874	+3.638	87.127	5	T Turner
16	46	Rhalf Lo Turco	TDG	Triumph 675	1:21.209	+3.973	86.767	3	SBK Rider Support Serv
17	58	Tom Fisher	YG	Triumph 675	1:21.953	+4.717	85.980	8	Church Wharf Garage
18	12	Richard Green	TDG	Triumph 675	1:22.011	+4.775	85.919	9	
19	30	Alex Bekers	TDG	Triumph 675	1:22.879	+5.643	85.019	7	
20	40	Andrew Batt	TDG	Triumph 675	1:23.526	+6.290	84.360	4	
21	48	Andrew Shim	YG	Triumph 675	1:24.174	+6.938	83.711	6	First Response Finance
22	73	James Stone	YG	Triumph 675	1:26.873	+9.637	81.110	6	MJ Stone Electrical Serv
23	72	Paul Marques	TDG	Triumph 675	1:27.402	+10.166	80.619	7	Bytemarq Ltd
24	99	Wayne Martin	TDG	Triumph 675	1:28.414	+11.178	79.696	6	SW Group Logistics
25	31	Adam Parsons	YG	Triumph 675	--	-	-	1	Laguna Motorcycles

Chief Timekeeper

Orbits 4



www.amb-it.com

www.mylaps.com

Licensed to: RS Sports Timing



2 - BMCRC - MRO CHAMPIONSHIPS 2008

TRIUMPH TRIPLE CHALLENGE

DONINGTON PARK NATIONAL 1.957 Miles

2ND QUALIFYING

22/03/2008 14:59

Qualify

Table with 4 columns: Lap, Lap Tm, Diff, Time of Day. Driver: (71) Andrew Marriott. Laps 1-10.

Table with 4 columns: Lap, Lap Tm, Diff, Time of Day. Driver: (81) Toby Glenn. Laps 1-10.

Table with 4 columns: Lap, Lap Tm, Diff, Time of Day. Driver: (37) Mark Cringle. Laps 1-9.

Table with 4 columns: Lap, Lap Tm, Diff, Time of Day. Driver: (10) Lance Carey. Laps 1-9.

Table with 4 columns: Lap, Lap Tm, Diff, Time of Day. Driver: (1) Ricky Chadwick. Laps 1-8.

Table with 4 columns: Lap, Lap Tm, Diff, Time of Day. Driver: (9) Reece Rothwell. Laps 1-8.

Table with 4 columns: Lap, Lap Tm, Diff, Time of Day. Driver: (35) Shane Pearson. Laps 1-9.

Table with 4 columns: Lap, Lap Tm, Diff, Time of Day. Driver: (96) Jack Sim. Laps 1-10.

Table with 4 columns: Lap, Lap Tm, Diff, Time of Day. Driver: (55) Josh Wainwright. Laps 1-9.

Table with 4 columns: Lap, Lap Tm, Diff, Time of Day. Driver: (14) Scott Rowbottom. Laps 1-10.

Table with 4 columns: Lap, Lap Tm, Diff, Time of Day. Driver: (89) David Jones. Laps 1-10.

Table with 4 columns: Lap, Lap Tm, Diff, Time of Day. Driver: (15) Mark Cheetham. Laps 1-5.

Table with 4 columns: Lap, Lap Tm, Diff, Time of Day. Driver: (82) Ben Cater. Laps 1-8.

Table with 4 columns: Lap, Lap Tm, Diff, Time of Day. Driver: (33) Paul Hughes. Laps 1-9.

Table with 4 columns: Lap, Lap Tm, Diff, Time of Day. Driver: (60) Tim Venables. Laps 1-5.

Table with 4 columns: Lap, Lap Tm, Diff, Time of Day. Driver: (46) Rhalf Lo Turco. Laps 1-6.

Table with 4 columns: Lap, Lap Tm, Diff, Time of Day. Driver: (58) Tom Fisher. Laps 1-9.

Table with 4 columns: Lap, Lap Tm, Diff, Time of Day. Driver: (12) Richard Green. Laps 1-9.

Table with 4 columns: Lap, Lap Tm, Diff, Time of Day. Driver: (30) Alex Bekers. Lap 1.

Chief Timekeeper

Orbits 4



www.amb-it.com
www.mylaps.com

Licensed to: RS Sports Timing



2 - BMCRC - MRO CHAMPIONSHIPS 2008

TRIUMPH TRIPLE CHALLENGE

DONINGTON PARK NATIONAL 1.957 Miles

2ND QUALIFYING

22/03/2008 14:59

Qualify

Lap	Lap Tm	Diff	Time of Day
2	1:29.055	+6.176	15:04:03.198
3	1:26.168	+3.289	15:05:29.366
4	1:34.265	+11.386	15:07:03.631
5	2:50.050	+1:27.171	15:09:53.681
6	1:23.858	+0.979	15:11:17.539
7	1:22.879	-	15:12:40.418

(40) Andrew Batt

1	-:---		15:00:46.271
2	1:27.930	+4.404	15:02:14.201
3	1:25.355	+1.829	15:03:39.556
4	1:23.526	-	15:05:03.082
5	1:25.942	+2.416	15:06:29.024
6	1:24.229	+0.703	15:07:53.253
7	1:25.456	+1.930	15:09:18.709
8	1:24.644	+1.118	15:10:43.353
9	1:24.408	+0.882	15:12:07.761

(48) Andrew Shim

1	-:---		15:01:20.141
2	1:26.588	+2.414	15:02:46.729
3	1:24.807	+0.633	15:04:11.536
4	1:25.168	+0.994	15:05:36.704
5	1:24.271	+0.097	15:07:00.975
6	1:24.174	-	15:08:25.149
7	1:25.317	+1.143	15:09:50.466
8	1:24.343	+0.169	15:11:14.809
9	1:24.365	+0.191	15:12:39.174

(73) James Stone

1	-:---		15:02:42.842
2	1:29.614	+2.741	15:04:12.456
3	1:28.283	+1.410	15:05:40.739
4	1:28.509	+1.636	15:07:09.248
5	1:28.083	+1.210	15:08:37.331
6	1:26.873	-	15:10:04.204
7	1:37.990	+11.117	15:11:42.194

(72) Paul Marques

1	-:---		15:03:03.123
2	1:29.820	+2.418	15:04:32.943
3	1:29.864	+2.462	15:06:02.807
4	1:29.568	+2.166	15:07:32.375
5	1:28.749	+1.347	15:09:01.124
6	1:27.828	+0.426	15:10:28.952
7	1:27.402	-	15:11:56.354
8	1:27.494	+0.092	15:13:23.848

(99) Wayne Martin

1	-:---		15:02:33.197
2	1:33.375	+4.961	15:04:06.572
3	2:44.669	+1:16.255	15:06:51.241
4	2:41.025	+1:12.611	15:09:32.266
5	1:29.482	+1.068	15:11:01.748
6	1:28.414	-	15:12:30.162

(31) Adam Parsons

1	-:---		15:01:06.303
---	-------	--	--------------

Lap Lap Tm Diff Time of Day

Lap Lap Tm Diff Time of Day

Chief Timekeeper

Orbits 4



www.amb-it.com
www.mylaps.com

Licensed to: RS Sports Timing




2 - BMCRC - MRO CHAMPIONSHIPS 2008

TRIUMPH TRIPLE CHALLENGE

DONINGTON PARK NATIONAL 1.957 Miles

COMBINED QUALIFYING



Pos	No.	Name	Class	Bike	Overall BestTm	Diff	R1. Best Tm	R2. Best Tm	Sponsor
1	71	Andrew Marriott	YG	Triumph 675	1:17.236	-	-:--	1:17.236	HCM Electrical
2	81	Toby Glenn	YG	Triumph 675	1:17.278	+0.042	1:28.741	1:17.278	Tec II Racing
3	37	Mark Cringle	YG	Triumph 675	1:17.672	+0.436	-:--	1:17.672	Cringle Racing Ltd
4	10	Lance Carey	YG	Triumph 675	1:18.019	+0.783	1:24.187	1:18.019	
5	1	Ricky Chadwick	TDG	Triumph 675	1:18.254	+1.018	1:27.888	1:18.254	Concensus Engineering
6	9	Reece Rothwell	YG	Triumph 675	1:18.269	+1.033	1:33.509	1:18.269	Ghostbikes.com
7	35	Shane Pearson	YG	Triumph 675	1:18.300	+1.064	1:27.273	1:18.300	
8	96	Jack Sim	TDG	Triumph 675	1:18.304	+1.068	1:23.739	1:18.304	SS Racing/Signal UK
9	55	Josh Wainwright	YG	Triumph 675	1:18.687	+1.451	1:25.604	1:18.687	
10	14	Scott Rowbottom	YG	Triumph 675	1:18.704	+1.468	1:28.940	1:18.704	North Lincs Structures
11	89	David Jones	YG	Triumph 675	1:18.888	+1.652	1:26.496	1:18.888	Creative Bathrooms
12	15	Mark Cheetham	TDG	Triumph 675	1:19.078	+1.842	1:24.830	1:19.078	
13	82	Ben Cater	TDG	Triumph 675	1:19.609	+2.373	-:--	1:19.609	Classic Car Club
14	33	Paul Hughes	TDG	Triumph 675	1:20.141	+2.905	1:26.866	1:20.141	Colin Mitton
15	60	Tim Venables	YG	Triumph 675	1:20.874	+3.638	1:28.124	1:20.874	T Turner
16	46	Rhalf Lo Turco	TDG	Triumph 675	1:21.209	+3.973	1:25.827	1:21.209	SBK Rider Support Serv
17	58	Tom Fisher	YG	Triumph 675	1:21.953	+4.717	1:29.914	1:21.953	Church Wharf Garage
18	12	Richard Green	TDG	Triumph 675	1:22.011	+4.775	1:29.342	1:22.011	
19	30	Alex Bekers	TDG	Triumph 675	1:22.879	+5.643	1:31.934	1:22.879	
20	40	Andrew Batt	TDG	Triumph 675	1:23.526	+6.290	1:26.686	1:23.526	
21	48	Andrew Shim	YG	Triumph 675	1:24.174	+6.938	1:32.190	1:24.174	First Response Finance
22	73	James Stone	YG	Triumph 675	1:26.873	+9.637	1:35.379	1:26.873	MJ Stone Electrical Serv
23	72	Paul Marques	TDG	Triumph 675	1:27.402	+10.166	1:33.181	1:27.402	Bytemarq Ltd
24	99	Wayne Martin	TDG	Triumph 675	1:28.414	+11.178	1:32.787	1:28.414	SW Group Logistics
25	18	Maria Costello	TDG	Triumph 675	-:--	-3:59:37.539	-:--	-:--	Bering
26	31	Adam Parsons	YG	Triumph 675	-:--	-3:59:37.539	-:--	-:--	Laguna Motorcycles

Chief Timekeeper

Orbits 4



www.amb-it.com
www.mylaps.com

Licensed to: RS Sports Timing



2 - BMCRC - MRO CHAMPIONSHIPS 2008

Sorted on Laps

TRIUMPH TRIPLE CHALLENGE

DONINGTON PARK NATIONAL 1.957 Miles

RACE 12(SUPERPOLE RACE)

22/03/2008 17:29

Race (5 Laps)

Pos	No.	Name	Bike	Laps	Total Tm	Diff	Avg. Speed	Best Tm	In Lap	Best Spd	Sponsor
1	9	Reece Rothwell	Triumph 675	5	6:47.649	-	86.426	1:19.379	2	88.768	Ghostbikes.com
2	60	Tim Venables	Triumph 675	5	6:52.328	+4.679	85.445	1:19.016	2	89.175	T Turner
3	89	David Jones	Triumph 675	5	6:52.672	+5.023	85.374	1:19.906	4	88.182	Creative Bathrooms
4	37	Mark Cringle	Triumph 675	5	6:53.085	+5.436	85.288	1:18.092	5	90.230	Cringle Racing Ltd
5	55	Josh Wainwright	Triumph 675	5	6:53.448	+5.799	85.214	1:20.037	5	88.038	
6	15	Mark Cheetham	Triumph 675	5	6:59.506	+11.857	83.983	1:19.031	5	89.158	
7	46	Rhalf Lo Turco	Triumph 675	5	6:59.989	+12.340	83.886	1:22.456	5	85.455	SBK Rider Support Serv
8	33	Paul Hughes	Triumph 675	5	7:00.196	+12.547	83.845	1:22.375	5	85.539	Colin Mitton
9	14	Scott Rowbottom	Triumph 675	5	7:06.016	+18.367	82.700	1:20.816	5	87.189	North Lincs Structures
10	12	Richard Green	Triumph 675	5	7:11.412	+23.763	81.665	1:22.941	5	84.955	
11	30	Alex Bekers	Triumph 675	5	7:11.611	+23.962	81.628	1:24.536	4	83.352	
12	58	Tom Fisher	Triumph 675	5	7:11.962	+24.313	81.561	1:23.113	5	84.780	Church Wharf Garage
13	48	Andrew Shim	Triumph 675	5	7:15.950	+28.301	80.815	1:26.022	2	81.913	First Response Finance
14	99	Wayne Martin	Triumph 675	5	7:25.452	+37.803	79.091	1:27.401	3	80.620	SW Group Logistics
15	72	Paul Marques	Triumph 675	5	7:28.828	+41.179	78.496	1:27.807	5	80.247	Bytemarq Ltd
16	73	James Stone	Triumph 675	5	7:38.203	+50.554	76.890	1:29.277	4	78.926	MJ Stone Electrical Serv
17	40	Andrew Batt	Triumph 675	5	7:38.498	+50.849	76.841	1:25.307	5	82.599	

Not classified

DNF	71	Andrew Marriott	Triumph 675	2	2:43.470	-	86.209	1:20.022	2	88.054	HCM Electrical
DNF	10	Lance Carey	Triumph 675	1	1:24.368	-	83.518	-:--	1	-	
DNF	82	Ben Cater	Triumph 675	0	-:--	-	-	-:--	0	-	Classic Car Club
DNF	81	Toby Glenn	Triumph 675	0	-:--	-	-	-:--	0	-	Tec II Racing
DNF	96	Jack Sim	Triumph 675	0	-:--	-	-	-:--	0	-	SS Racing/Signal UK
DNF	1	Ricky Chadwick	Triumph 675	0	-:--	-	-	-:--	0	-	Concensus Engineering
DNF	31	Adam Parsons	Triumph 675	0	-:--	-	-	-:--	0	-	Laguna Motorcycles
DNF	35	Shane Pearson	Triumph 675	0	-:--	-	-	-:--	0	-	

Margin of Victory	Avg. Speed	Best Lap Tm	Best Spd	Best Lap by
+4.679	86.426	1:18.092	90.230	[37] Mark Cringle

Chief Timekeeper

Orbits 4



www.amb-it.com
www.mylaps.com

Licensed to: RS Sports Timing



2 - BMCRC - MRO CHAMPIONSHIPS 2008

Lapchart


TRIUMPH TRIPLE CHALLENGE

DONINGTON PARK NATIONAL 1.957 Miles

RACE 12(SUPERPOLE RACE)

22/03/2008 17:29


Race (5 Laps)



Competitors	Laps				
	1	2	3	4	5
Andrew Marriott (71)	71	71	9	9	9
Lance Carey (10)	10	9	55	89	89
Reece Rothwell (9)	9	55	89	55	37
Josh Wainwright (55)	55	46	46	37	55
Rhalf Lo Turco (46)	46	89	37	46	15
David Jones (89)	89	33	33	33	46
Paul Hughes (33)	33	37	15	15	33
Mark Cringle (37)	37	48	30	14	14
Andrew Shim (48)	48	30	48	30	12
Tom Fisher (58)	58	58	14	12	30
Alex Bekers (30)	30	12	58	58	58
Richard Green (12)	12	15	12	48	48
Wayne Martin (99)	99	14	99	99	99
Paul Marques (72)	72	99	72	72	72
Mark Cheetham (15)	15	72	73	73	73
Andrew Batt (40)	40	73	40	40	40
James Stone (73)	73	40			
Scott Rowbottom (14)	14	60			
Tim Venables (60)	60				
-	20				
-	21				
-	22				
-	23				
-	24				
-	25				

Chief Timekeeper

Orbits 4



www.amb-it.com
www.mylaps.com

Licensed to: RS Sports Timing



2 - BMCRC - MRO CHAMPIONSHIPS 2008

TRIUMPH TRIPLE CHALLENGE

DONINGTON PARK NATIONAL 1.957 Miles

RACE 12(SUPERPOLE RACE)

22/03/2008 17:29

Race (5 Laps)

Lap	Lap Tm	Diff	Time of Day
(9) Reece Rothwell			
1	-:--		17:30:34.732
2	1:19.379	-	17:31:54.111
3	1:20.830	+1.451	17:33:14.941
4	1:21.691	+2.312	17:34:36.632
5	1:21.163	+1.784	17:35:57.795

(60) Tim Venables			
1	-:--		17:34:43.458
2	1:19.016	-	17:36:02.474

(89) David Jones			
1	-:--		17:30:37.782
2	1:23.711	+3.805	17:32:01.493
3	1:21.210	+1.304	17:33:22.703
4	1:19.906	-	17:34:42.609
5	1:20.209	+0.303	17:36:02.818

(37) Mark Cringle			
1	-:--		17:30:40.061
2	1:24.900	+6.808	17:32:04.961
3	1:20.048	+1.956	17:33:25.009
4	1:20.130	+2.038	17:34:45.139
5	1:18.092	-	17:36:03.231

(55) Josh Wainwright			
1	-:--		17:30:36.845
2	1:22.471	+2.434	17:31:59.316
3	1:22.226	+2.189	17:33:21.542
4	1:22.015	+1.978	17:34:43.557
5	1:20.037	-	17:36:03.594

(15) Mark Cheetham			
1	-:--		17:30:45.661
2	1:22.719	+3.688	17:32:08.380
3	1:22.811	+3.780	17:33:31.191
4	1:19.430	+0.399	17:34:50.621
5	1:19.031	-	17:36:09.652

(46) Rhalf Lo Turco			
1	-:--		17:30:37.610
2	1:23.716	+1.260	17:32:01.326
3	1:23.448	+0.992	17:33:24.774
4	1:22.905	+0.449	17:34:47.679
5	1:22.456	-	17:36:10.135

(33) Paul Hughes			
1	-:--		17:30:37.910
2	1:23.937	+1.562	17:32:01.847
3	1:23.393	+1.018	17:33:25.240
4	1:22.727	+0.352	17:34:47.967
5	1:22.375	-	17:36:10.342

(14) Scott Rowbottom			
1	-:--		17:30:48.693
2	1:23.008	+2.192	17:32:11.701
3	1:21.716	+0.900	17:33:33.417
4	1:21.929	+1.113	17:34:55.346
5	1:20.816	-	17:36:16.162

(12) Richard Green			
1	-:--		17:30:42.351
2	1:25.736	+2.795	17:32:08.087
3	1:26.080	+3.139	17:33:34.167
4	1:24.450	+1.509	17:34:58.617

Lap	Lap Tm	Diff	Time of Day
5	1:22.941	-	17:36:21.558

(30) Alex Bekers			
1	-:--		17:30:41.441
2	1:25.630	+1.094	17:32:07.071
3	1:25.570	+1.034	17:33:32.641
4	1:24.536	-	17:34:57.177
5	1:24.580	+0.044	17:36:21.757

(58) Tom Fisher			
1	-:--		17:30:41.170
2	1:26.635	+3.522	17:32:07.805
3	1:26.102	+2.989	17:33:33.907
4	1:25.088	+1.975	17:34:58.995
5	1:23.113	-	17:36:22.108

(48) Andrew Shim			
1	-:--		17:30:40.673
2	1:26.022	-	17:32:06.695
3	1:26.630	+0.608	17:33:33.325
4	1:26.460	+0.438	17:34:59.785
5	1:26.311	+0.289	17:36:26.096

(99) Wayne Martin			
1	-:--		17:30:43.877
2	1:28.482	+1.081	17:32:12.359
3	1:27.401	-	17:33:39.760
4	1:27.821	+0.420	17:35:07.581
5	1:28.017	+0.616	17:36:35.598

(72) Paul Marques			
1	-:--		17:30:44.777
2	1:29.230	+1.423	17:32:14.007
3	1:28.933	+1.126	17:33:42.940
4	1:28.227	+0.420	17:35:11.167
5	1:27.807	-	17:36:38.974

(73) James Stone			
1	-:--		17:30:48.408
2	1:30.589	+1.312	17:32:18.997
3	1:30.339	+1.062	17:33:49.336
4	1:29.277	-	17:35:18.613
5	1:29.736	+0.459	17:36:48.349

(40) Andrew Batt			
1	-:--		17:30:48.219
2	1:38.609	+13.302	17:32:26.828
3	1:29.963	+4.656	17:33:56.791
4	1:26.546	+1.239	17:35:23.337
5	1:25.307	-	17:36:48.644

(71) Andrew Marriott			
1	-:--		17:30:33.594
2	1:20.022	-	17:31:53.616

(10) Lance Carey			
1	-:--		17:30:34.514

Chief Timekeeper

Orbits 4



www.amb-it.com

www.mylaps.com

Licensed to: RS Sports Timing



2 - BMCRC - MRO CHAMPIONSHIPS 2008

Sorted on Laps

TRIUMPH TRIPLE CHALLENGE

DONINGTON PARK NATIONAL 1.957 Miles

RACE 4

23/03/2008 11:00

Race (9 Laps)

Pos	No.	Name	Class	Bike	Laps	Total Tm	Diff	Avg. Speed	Best Tm	In Lap	Best Spd	Sponsor
1	55	Josh Wainwright	YG	Triumph 675	9	12:44.786	-	82.921	1:23.565	9	84.321	
2	37	Mark Cringle	YG	Triumph 675	9	12:45.097	+0.311	82.887	1:23.581	4	84.305	Cringle Racing Ltd
3	15	Mark Cheetham	TDG	Triumph 675	9	12:46.809	+2.023	82.702	1:23.266	9	84.624	
4	10	Lance Carey	YG	Triumph 675	9	12:50.385	+5.599	82.318	1:23.257	8	84.633	
5	46	Rhalf Lo Turco	TDG	Triumph 675	9	12:51.677	+6.891	82.180	1:24.100	7	83.785	SBK Rider Support Serv
6	96	Jack Sim	TDG	Triumph 675	9	12:56.551	+11.765	81.664	1:25.027	5	82.871	SS Racing/Signal UK
7	71	Andrew Marriott	YG	Triumph 675	9	13:02.796	+18.010	81.013	1:25.200	5	82.703	HCM Electrical
8	9	Reece Rothwell	YG	Triumph 675	9	13:03.144	+18.358	80.977	1:25.501	5	82.412	Ghostbikes.com
9	33	Paul Hughes	TDG	Triumph 675	9	13:03.400	+18.614	80.950	1:24.772	8	83.120	Colin Mitton
10	12	Richard Green	TDG	Triumph 675	9	13:03.820	+19.034	80.907	1:25.063	5	82.836	
11	40	Andrew Batt	TDG	Triumph 675	9	13:06.527	+21.741	80.629	1:25.168	9	82.734	
12	89	David Jones	YG	Triumph 675	9	13:13.735	+28.949	79.896	1:24.544	5	83.345	Creative Bathrooms
13	60	Tim Venables	YG	Triumph 675	9	13:14.818	+30.032	79.787	1:25.925	9	82.005	T Turner
14	1	Ricky Chadwick	TDG	Triumph 675	9	13:15.092	+30.306	79.760	1:25.883	7	82.045	Concensus Engineering
15	58	Tom Fisher	YG	Triumph 675	9	13:20.747	+35.961	79.197	1:27.247	5	80.762	Church Wharf Garage
16	30	Alex Bekers	YG	Triumph 675	9	13:21.067	+36.281	79.165	1:27.751	5	80.299	
17	14	Scott Rowbottom	YG	Triumph 675	9	13:27.275	+42.489	78.556	1:25.450	8	82.461	North Lincs Structures
18	18	Maria Costello	TDG	Triumph 675	9	13:44.712	+59.926	76.895	1:28.527	8	79.595	Bering
19	48	Andrew Shim	YG	Triumph 675	9	13:44.871	+1:00.085	76.881	1:29.411	5	78.808	First Response Finance
20	72	Paul Marques	TDG	Triumph 675	9	13:57.846	+1:13.060	75.690	1:30.961	4	77.465	Bytemarq Ltd
Not classified												
DNF	99	Wayne Martin	TDG	Triumph 675	5	7:42.304	-	76.208	1:28.109	5	79.972	SW Group Logistics
DNF	73	James Stone	YG	Triumph 675	4	6:14.995	-	75.161	1:29.638	4	78.608	MJ Stone Electrical Serv
DNF	82	Ben Cater	TDG	Triumph 675	0	-:--	-	-	-:--	0	-	Classic Car Club
DNF	31	Adam Parsons	YG	Triumph 675	0	-:--	-	-	-:--	0	-	Laguna Motorcycles

Announcements

10 SECOND PENALTY TO BIKE 73 FOR A JUMP START.

Margin of Victory	Avg. Speed	Best Lap Tm	Best Spd	Best Lap by
+0.311	82.921	1:23.257	84.633	[10] Lance Carey

Chief Timekeeper

Orbits 4



www.amb-it.com
www.mylaps.com

Licensed to: RS Sports Timing



2 - BMCRC - MRO CHAMPIONSHIPS 2008

Lapchart


TRIUMPH TRIPLE CHALLENGE

DONINGTON PARK NATIONAL 1.957 Miles

RACE 4

23/03/2008 11:00

Race (9 Laps)



Competitors	Laps									
	1	2	3	4	5	6	7	8	9	
Jack Sim (96)	1	96	96	96	37	37	37	37	37	55
David Jones (89)	2	89	46	37	55	55	55	55	55	37
Rhalf Lo Turco (46)	3	46	37	55	96	46	46	46	46	15
Reece Rothwell (9)	4	9	89	46	46	96	15	15	15	10
Mark Cringle (37)	5	37	55	89	15	15	96	10	10	46
Josh Wainwright (55)	6	55	9	15	89	89	10	96	96	96
Tim Venables (60)	7	60	15	9	9	9	9	71	71	71
Lance Carey (10)	8	10	71	71	71	10	71	9	9	9
Mark Cheetham (15)	9	15	10	10	10	71	89	12	12	33
Richard Green (12)	10	12	60	12	12	12	12	33	33	12
Andrew Marriott (71)	11	71	12	33	33	33	33	89	40	40
Ricky Chadwick (1)	12	1	33	40	40	40	40	40	89	89
Paul Hughes (33)	13	33	1	60	60	60	60	60	60	60
Andrew Batt (40)	14	40	40	30	30	1	1	1	1	1
Tom Fisher (58)	15	58	58	1	1	30	30	30	30	58
Alex Bekers (30)	16	30	30	58	58	58	58	58	58	30
Andrew Shim (48)	17	48	48	14	14	14	14	14	14	14
Scott Rowbottom (14)	18	14	14	99	99	99	48	48	48	18
Maria Costello (18)	19	18	99	48	48	48	18	18	18	48
James Stone (73)	20	73	18	73	73	18	72	72	72	72
Wayne Martin (99)	21	99	73	18	18	72				
Paul Marques (72)	22	72	72	72	72					
-	23									
-	24									

Chief Timekeeper

Orbits 4



www.amb-it.com
www.mylaps.com

Licensed to: RS Sports Timing



2 - BMCRC - MRO CHAMPIONSHIPS 2008

TRIUMPH TRIPLE CHALLENGE

DONINGTON PARK NATIONAL 1.957 Miles

RACE 4

23/03/2008 11:00

Race (9 Laps)

Lap	Lap Tm	Diff	Time of Day
(55) Josh Wainwright			
1	-:--		11:01:50.247
2	1:25.292	+1.727	11:03:15.539
3	1:24.687	+1.122	11:04:40.226
4	1:24.242	+0.677	11:06:04.468
5	1:24.159	+0.594	11:07:28.627
6	1:23.665	+0.100	11:08:52.292
7	1:23.953	+0.388	11:10:16.245
8	1:23.779	+0.214	11:11:40.024
9	1:23.565	-	11:13:03.589

Lap	Lap Tm	Diff	Time of Day
(37) Mark Cringle			
1	-:--		11:01:50.106
2	1:24.949	+1.368	11:03:15.055
3	1:24.757	+1.176	11:04:39.812
4	1:23.581	-	11:06:03.393
5	1:23.886	+0.305	11:07:27.279
6	1:23.789	+0.208	11:08:51.068
7	1:23.974	+0.393	11:10:15.042
8	1:23.934	+0.353	11:11:38.976
9	1:24.924	+1.343	11:13:03.900

Lap	Lap Tm	Diff	Time of Day
(15) Mark Cheetham			
1	-:--		11:01:51.431
2	1:25.808	+2.542	11:03:17.239
3	1:25.115	+1.849	11:04:42.354
4	1:25.209	+1.943	11:06:07.563
5	1:23.706	+0.440	11:07:31.269
6	1:23.681	+0.415	11:08:54.950
7	1:23.302	+0.036	11:10:18.252
8	1:24.094	+0.828	11:11:42.346
9	1:23.266	-	11:13:05.612

Lap	Lap Tm	Diff	Time of Day
(10) Lance Carey			
1	-:--		11:01:51.181
2	1:29.408	+6.151	11:03:20.589
3	1:25.372	+2.115	11:04:45.961
4	1:24.835	+1.578	11:06:10.796
5	1:23.813	+0.556	11:07:34.609
6	1:23.463	+0.206	11:08:58.072
7	1:23.537	+0.280	11:10:21.609
8	1:23.257	-	11:11:44.866
9	1:24.322	+1.065	11:13:09.188

Lap	Lap Tm	Diff	Time of Day
(46) Rhalf Lo Turco			
1	-:--		11:01:49.361
2	1:25.510	+1.410	11:03:14.871
3	1:25.411	+1.311	11:04:40.282
4	1:25.034	+0.934	11:06:05.316
5	1:24.187	+0.087	11:07:29.503
6	1:24.385	+0.285	11:08:53.888
7	1:24.100	-	11:10:17.988
8	1:24.153	+0.053	11:11:42.141
9	1:28.339	+4.239	11:13:10.480

Lap	Lap Tm	Diff	Time of Day
(96) Jack Sim			
1	-:--		11:01:47.540
2	1:26.151	+1.124	11:03:13.691
3	1:25.971	+0.944	11:04:39.662
4	1:25.503	+0.476	11:06:05.165
5	1:25.027	-	11:07:30.192
6	1:26.038	+1.011	11:08:56.230
7	1:26.366	+1.339	11:10:22.596
8	1:26.469	+1.442	11:11:49.065
9	1:26.289	+1.262	11:13:15.354

Lap	Lap Tm	Diff	Time of Day
(71) Andrew Marriott			
1	-:--		11:01:52.435
2	1:26.690	+1.490	11:03:19.125
3	1:25.588	+0.388	11:04:44.713
4	1:26.001	+0.801	11:06:10.714
5	1:25.200	-	11:07:35.914
6	1:26.137	+0.937	11:09:02.051
7	1:26.325	+1.125	11:10:28.376
8	1:26.874	+1.674	11:11:55.250
9	1:26.349	+1.149	11:13:21.599

Lap	Lap Tm	Diff	Time of Day
(9) Reece Rothwell			
1	-:--		11:01:49.891
2	1:26.390	+0.889	11:03:16.281
3	1:26.872	+1.371	11:04:43.153
4	1:25.940	+0.439	11:06:09.093
5	1:25.501	-	11:07:34.594
6	1:26.741	+1.240	11:09:01.335
7	1:27.984	+2.483	11:10:29.319
8	1:26.861	+1.360	11:11:56.180
9	1:25.767	+0.266	11:13:21.947

Lap	Lap Tm	Diff	Time of Day
(33) Paul Hughes			
1	-:--		11:01:53.632
2	1:28.931	+4.159	11:03:22.563
3	1:27.035	+2.263	11:04:49.598
4	1:26.052	+1.280	11:06:15.650
5	1:25.536	+0.764	11:07:41.186
6	1:25.636	+0.864	11:09:06.822
7	1:25.239	+0.467	11:10:32.061
8	1:24.772	-	11:11:56.833
9	1:25.370	+0.598	11:13:22.203

Lap	Lap Tm	Diff	Time of Day
(12) Richard Green			
1	-:--		11:01:51.953
2	1:29.755	+4.692	11:03:21.708
3	1:27.537	+2.474	11:04:49.245
4	1:26.054	+0.991	11:06:15.299
5	1:25.063	-	11:07:40.362
6	1:25.790	+0.727	11:09:06.152
7	1:25.341	+0.278	11:10:31.493
8	1:25.132	+0.069	11:11:56.625
9	1:25.998	+0.935	11:13:22.623

Lap	Lap Tm	Diff	Time of Day
(40) Andrew Batt			
1	-:--		11:01:53.714
2	1:29.361	+4.193	11:03:23.075
3	1:27.071	+1.903	11:04:50.146
4	1:26.576	+1.408	11:06:16.722
5	1:25.300	+0.132	11:07:42.022
6	1:25.553	+0.385	11:09:07.575
7	1:26.379	+1.211	11:10:33.954
8	1:26.208	+1.040	11:12:00.162
9	1:25.168	-	11:13:25.330

Lap	Lap Tm	Diff	Time of Day
(89) David Jones			
1	-:--		11:01:47.652
2	1:27.683	+3.139	11:03:15.335
3	1:26.801	+2.257	11:04:42.136
4	1:25.882	+1.338	11:06:08.018
5	1:24.544	-	11:07:32.562
6	1:29.694	+5.150	11:09:02.256
7	1:30.969	+6.425	11:10:33.225
8	1:29.282	+4.738	11:12:02.507
9	1:30.031	+5.487	11:13:32.538

Lap	Lap Tm	Diff	Time of Day
(60) Tim Venables			
1	-:--		11:01:51.166
2	1:30.056	+4.131	11:03:21.222
3	1:28.924	+2.999	11:04:50.146
4	1:27.490	+1.565	11:06:17.636
5	1:27.137	+1.212	11:07:44.773
6	1:28.729	+2.804	11:09:13.502
7	1:27.151	+1.226	11:10:40.653
8	1:27.043	+1.118	11:12:07.696
9	1:25.925	-	11:13:33.621

Lap	Lap Tm	Diff	Time of Day
(1) Ricky Chadwick			
1	-:--		11:01:53.416
2	1:29.558	+3.675	11:03:22.974
3	1:29.907	+4.024	11:04:52.881
4	1:27.355	+1.472	11:06:20.236
5	1:26.599	+0.716	11:07:46.835
6	1:28.352	+2.469	11:09:15.187
7	1:25.883	-	11:10:41.070
8	1:26.743	+0.860	11:12:07.813
9	1:26.082	+0.199	11:13:33.895

Lap	Lap Tm	Diff	Time of Day
(58) Tom Fisher			
1	-:--		11:01:54.799
2	1:28.700	+1.453	11:03:23.499
3	1:29.596	+2.349	11:04:53.095
4	1:27.672	+0.425	11:06:20.767
5	1:27.247	-	11:07:48.014
6	1:27.898	+0.651	11:09:15.912
7	1:27.725	+0.478	11:10:43.637
8	1:28.620	+1.373	11:12:12.257
9	1:27.293	+0.046	11:13:39.550

Lap	Lap Tm	Diff	Time of Day
(30) Alex Bekers			
1	-:--		11:01:55.797
2	1:28.377	+0.626	11:03:24.174
3	1:27.887	+0.136	11:04:52.061
4	1:27.781	+0.030	11:06:19.842
5	1:27.751	-	11:07:47.593
6	1:27.857	+0.106	11:09:15.450
7	1:27.937	+0.186	11:10:43.387
8	1:28.513	+0.762	11:12:11.900
9	1:27.970	+0.219	11:13:39.870

Lap	Lap Tm	Diff	Time of Day
(14) Scott Rowbottom			
1	-:--		11:01:58.831
2	1:32.538	+7.088	11:03:31.369
3	1:30.621	+5.171	11:05:01.990
4	1:30.656	+5.206	11:06:32.646
5	1:27.802	+2.352	11:08:00.448
6	1:27.074	+1.624	11:09:27.522
7	1:25.723	+0.273	11:10:53.245
8	1:25.450	-	11:12:18.695
9	1:27.383	+1.933	11:13:46.078

Lap	Lap Tm	Diff	Time of Day
(18) Maria Costello			
1	-:--		11:01:59.240
2	1:33.301	+4.774	11:03:32.541
3	1:32.169	+3.642	11:05:04.710
4	1:30.466	+1.939	11:06:35.176
5	1:30.351	+1.824	11:08:05.527
6	1:30.767	+2.240	11:09:36.294
7	1:29.749	+1.222	11:11:06.043
8	1:28.527	-	11:12:34.570
9	1:28.945	+0.418	11:14:03.515

Chief Timekeeper

Orbits 4



www.amb-it.com
www.mylaps.com

Licensed to: RS Sports Timing



2 - BMCRC - MRO CHAMPIONSHIPS 2008

Sorted on Laps

TRIUMPH TRIPLE CHALLENGE

DONINGTON PARK NATIONAL 1.957 Miles

RACE 14 - AMENDED RESULT

23/03/2008 15:13

Race (7 Laps)

Pos	No.	Name	Class	Bike	Laps	Total Tm	Diff	Avg. Speed	Best Tm	In Lap	Best Spd	Sponsor
1	37	Mark Cringle	YG	Triumph 675	7	9:11.665	-	89.409	1:16.545	7	92.054	Cringle Racing Ltd
2	9	Reece Rothwell	YG	Triumph 675	7	9:12.500	+0.835	89.274	1:16.909	7	91.618	Ghostbikes.com
3	96	Jack Sim	TDG	Triumph 675	7	9:12.740	+1.075	89.235	1:16.954	7	91.565	SS Racing/Signal UK
4	14	Scott Rowbottom	YG	Triumph 675	7	9:19.456	+7.791	88.164	1:18.047	7	90.283	North Lincs Structures
5	71	Andrew Marriott	YG	Triumph 675	7	9:19.687	+8.022	88.128	1:18.347	7	89.937	HCM Electrical
6	89	David Jones	YG	Triumph 675	7	9:20.754	+9.089	87.960	1:18.011	7	90.324	Creative Bathrooms
7	55	Josh Wainwright	YG	Triumph 675	7	9:20.831	+9.166	87.948	1:17.603	7	90.799	
8	1	Ricky Chadwick	TDG	Triumph 675	7	9:21.481	+9.816	87.846	1:18.296	5	89.995	Concensus Engineering
9	46	Rhalf Lo Turco	TDG	Triumph 675	7	9:28.712	+17.047	86.729	1:19.724	5	88.383	SBK Rider Support Serv
10	15	Mark Cheetham	TDG	Triumph 675	7	9:31.261	+19.596	86.342	1:19.688	7	88.423	
11	10	Lance Carey	YG	Triumph 675	7	9:35.210	+23.545	85.749	1:20.663	7	87.355	
12	33	Paul Hughes	TDG	Triumph 675	7	9:36.837	+25.172	85.508	1:20.709	3	87.305	Colin Mitton
13	58	Tom Fisher	YG	Triumph 675	7	9:52.500	+40.835	83.247	1:23.261	6	84.629	Church Wharf Garage
14	48	Andrew Shim	YG	Triumph 675	7	9:52.625	+40.960	83.230	1:23.243	6	84.647	First Response Finance
15	40	Andrew Batt	TDG	Triumph 675	7	10:04.312	+52.647	81.620	1:23.978	6	83.906	
16	30	Alex Bekers	YG	Triumph 675	7	10:14.749	+1:03.084	80.234	1:25.312	4	82.594	
Not classified												
DNF	82	Ben Cater	TDG	Triumph 675	2	2:49.262	-	83.259	1:21.290	2	86.681	Classic Car Club
DNF	12	Richard Green	TDG	Triumph 675	2	3:06.781	-	75.450	1:35.068	2	74.118	
DQ	18	Maria Costello	TDG	Triumph 675	7	9:54.376	-	82.984	1:22.550	7	85.358	Bering

Announcements

BIKE 18 DISQUALIFIED FOR A TECHNICAL INFRINGEMENT.

Margin of Victory	Avg. Speed	Best Lap Tm	Best Spd	Best Lap by
+0.835	89.409	1:16.545	92.054	[37] Mark Cringle

Chief Timekeeper

Orbits 4



www.amb-it.com
www.mylaps.com

Licensed to: RS Sports Timing



2 - BMCRC - MRO CHAMPIONSHIPS 2008

Lapchart

TRIUMPH TRIPLE CHALLENGE

DONINGTON PARK NATIONAL 1.957 Miles

RACE 14

23/03/2008 15:13

Race (7 Laps)

Competitors	Laps							
	1	2	3	4	5	6	7	
Mark Cringle (37)	1	37	96	96	96	96	37	37
Jack Sim (96)	2	96	37	37	37	9	9	
Reece Rothwell (9)	3	9	9	9	9	96	96	
Andrew Marriott (71)	4	71	71	71	71	71	14	
David Jones (89)	5	89	89	89	14	14	14	71
Josh Wainwright (55)	6	55	55	14	89	89	89	89
Lance Carey (10)	7	10	1	55	55	1	1	55
Ricky Chadwick (1)	8	1	14	1	1	55	55	1
Scott Rowbottom (14)	9	14	46	46	46	46	46	46
Rhalf Lo Turco (46)	10	46	15	15	15	15	15	15
Mark Cheetham (15)	11	15	82	10	10	10	10	10
Ben Cater (82)	12	82	10	33	33	33	33	33
Andrew Shim (48)	13	48	33	48	48	58	58	58
Paul Hughes (33)	14	33	48	58	58	48	48	48
Tom Fisher (58)	15	58	58	18	18	18	18	18
Richard Green (12)	16	12	18	30	30	40	40	40
Maria Costello (18)	17	18	30	40	40	30	30	30
Alex Bekers (30)	18	30	40					
Andrew Batt (40)	19	40	12					

Chief Timekeeper

Orbits 4



www.amb-it.com
www.mylaps.com

Licensed to: RS Sports Timing



2 - BMCRC - MRO CHAMPIONSHIPS 2008

TRIUMPH TRIPLE CHALLENGE

DONINGTON PARK NATIONAL 1.957 Miles

RACE 14

23/03/2008 15:13

Race (7 Laps)

Lap	Lap Tm	Diff	Time of Day
(37) Mark Cringle			
1	-:--		15:14:26.766
2	1:19.314	+2.769	15:15:46.080
3	1:18.802	+2.257	15:17:04.882
4	1:18.420	+1.875	15:18:23.302
5	1:18.039	+1.494	15:19:41.341
6	1:17.024	+0.479	15:20:58.365
7	1:16.545	-	15:22:14.910
(9) Reece Rothwell			
1	-:--		15:14:28.838
2	1:19.206	+2.297	15:15:48.044
3	1:18.200	+1.291	15:17:06.244
4	1:17.859	+0.950	15:18:24.103
5	1:17.498	+0.589	15:19:41.601
6	1:17.235	+0.326	15:20:58.836
7	1:16.909	-	15:22:15.745
(96) Jack Sim			
1	-:--		15:14:27.015
2	1:18.846	+1.892	15:15:45.861
3	1:18.763	+1.809	15:17:04.624
4	1:18.511	+1.557	15:18:23.135
5	1:17.650	+0.696	15:19:40.785
6	1:18.246	+1.292	15:20:59.031
7	1:16.954	-	15:22:15.985
(14) Scott Rowbottom			
1	-:--		15:14:30.650
2	1:20.043	+1.996	15:15:50.693
3	1:18.560	+0.513	15:17:09.253
4	1:18.056	+0.009	15:18:27.309
5	1:18.757	+0.710	15:19:46.066
6	1:18.588	+0.541	15:21:04.654
7	1:18.047	-	15:22:22.701
(71) Andrew Marriott			
1	-:--		15:14:28.838
2	1:20.129	+1.782	15:15:48.967
3	1:18.653	+0.306	15:17:07.620
4	1:19.233	+0.886	15:18:26.853
5	1:19.020	+0.673	15:19:45.873
6	1:18.712	+0.365	15:21:04.585
7	1:18.347	-	15:22:22.932
(89) David Jones			
1	-:--		15:14:29.003
2	1:20.629	+2.618	15:15:49.632
3	1:19.478	+1.467	15:17:09.110
4	1:19.406	+1.395	15:18:28.516
5	1:18.979	+0.968	15:19:47.495
6	1:18.493	+0.482	15:21:05.988
7	1:18.011	-	15:22:23.999
(55) Josh Wainwright			
1	-:--		15:14:29.241
2	1:20.605	+3.002	15:15:49.846
3	1:19.752	+2.149	15:17:09.598
4	1:19.566	+1.963	15:18:29.164
5	1:19.004	+1.401	15:19:48.168
6	1:18.305	+0.702	15:21:06.473
7	1:17.603	-	15:22:24.076
(1) Ricky Chadwick			
1	-:--		15:14:30.418

Lap	Lap Tm	Diff	Time of Day
2	1:20.230	+1.934	15:15:50.648
3	1:19.404	+1.108	15:17:10.052
4	1:19.517	+1.221	15:18:29.569
5	1:18.296	-	15:19:47.865
6	1:18.436	+0.140	15:21:06.301
7	1:18.425	+0.129	15:22:24.726
(46) Rhalf Lo Turco			
1	-:--		15:14:30.824
2	1:20.598	+0.874	15:15:51.422
3	1:19.805	+0.081	15:17:11.227
4	1:19.795	+0.071	15:18:31.022
5	1:19.724	-	15:19:50.746
6	1:20.204	+0.480	15:21:10.950
7	1:21.007	+1.283	15:22:31.957
(15) Mark Cheetham			
1	-:--		15:14:31.058
2	1:21.409	+1.721	15:15:52.467
3	1:21.167	+1.479	15:17:13.634
4	1:20.881	+1.193	15:18:34.515
5	1:20.284	+0.596	15:19:54.799
6	1:20.019	+0.331	15:21:14.818
7	1:19.688	-	15:22:34.506
(10) Lance Carey			
1	-:--		15:14:29.696
2	1:22.917	+2.254	15:15:52.613
3	1:21.577	+0.914	15:17:14.190
4	1:20.927	+0.264	15:18:35.117
5	1:21.242	+0.579	15:19:56.359
6	1:21.433	+0.770	15:21:17.792
7	1:20.663	-	15:22:38.455
(33) Paul Hughes			
1	-:--		15:14:32.954
2	1:22.011	+1.302	15:15:54.965
3	1:20.709	-	15:17:15.674
4	1:20.962	+0.253	15:18:36.636
5	1:21.155	+0.446	15:19:57.791
6	1:21.365	+0.656	15:21:19.156
7	1:20.926	+0.217	15:22:40.082
(58) Tom Fisher			
1	-:--		15:14:33.370
2	1:23.291	+0.030	15:15:56.661
3	1:23.517	+0.256	15:17:20.178
4	1:24.124	+0.863	15:18:44.302
5	1:24.662	+1.401	15:20:08.964
6	1:23.261	-	15:21:32.225
7	1:23.520	+0.259	15:22:55.745
(48) Andrew Shim			
1	-:--		15:14:32.016
2	1:23.737	+0.494	15:15:55.753
3	1:23.613	+0.370	15:17:19.366
4	1:24.438	+1.195	15:18:43.804
5	1:25.262	+2.019	15:20:09.066
6	1:23.243	-	15:21:32.309
7	1:23.561	+0.318	15:22:55.870
(18) Maria Costello			
1	-:--		15:14:35.058
2	1:24.782	+2.232	15:15:59.840
3	1:24.810	+2.260	15:17:24.650
4	1:23.828	+1.278	15:18:48.478

Lap	Lap Tm	Diff	Time of Day
5	1:23.865	+1.315	15:20:12.343
6	1:22.728	+0.178	15:21:35.071
7	1:22.550	-	15:22:57.621
(40) Andrew Batt			
1	-:--		15:14:36.182
2	1:26.817	+2.839	15:16:02.999
3	1:25.667	+1.689	15:17:28.666
4	1:25.472	+1.494	15:18:54.138
5	1:25.158	+1.180	15:20:19.296
6	1:23.978	-	15:21:43.274
7	1:24.283	+0.305	15:23:07.557
(30) Alex Bekers			
1	-:--		15:14:35.938
2	1:26.670	+1.358	15:16:02.608
3	1:25.993	+0.681	15:17:28.601
4	1:25.312	-	15:18:53.913
5	1:27.289	+1.977	15:20:21.202
6	1:26.941	+1.629	15:21:48.143
7	1:29.851	+4.539	15:23:17.994
(82) Ben Cater			
1	-:--		15:14:31.217
2	1:21.290	-	15:15:52.507
(12) Richard Green			
1	-:--		15:14:34.958
2	1:35.068	-	15:16:10.026

Chief Timekeeper

Orbits 4



www.amb-it.com
www.mylaps.com

Licensed to: RS Sports Timing



2 - BMCRC - MRO CHAMPIONSHIPS 2008

Sorted on Best Lap time

BMZRC 250 MZ

DONINGTON PARK NATIONAL 1.957 Miles

PRACTICE

22/03/2008 09:54

Practice

Pos	No.	Name	Bike	Best Tm	Diff	Best Spd	In Lap	Sponsor
1	95	Chris Rogers	MZ ETZ 250	1:49.809	-	64.169	3	
2	20	Steve Hill	MZ ETZ 250	1:51.870	+2.061	62.986	4	
3	4	John Welfare	MZ TS 250	1:52.239	+2.430	62.779	4	
4	67	Giles Spencer	MZ ETZ 250	1:56.716	+6.907	60.371	4	
5	66	Scott Lonnee	MZ ETZ 250	1:57.067	+7.258	60.190	4	
6	3	Phil Munday	MZ ETZ 250	1:57.182	+7.373	60.131	4	
7	9	Simon Nix	MZ ETZ 250	1:57.265	+7.456	60.089	4	
8	5	Phil Belenkin	MZ ETZ 250	1:57.621	+7.812	59.907	4	
9	88	Nigel Cragg	MZ ETZ 250	1:58.061	+8.252	59.683	4	
10	37	Dean Stimpson	MZ TS 250	1:58.899	+9.090	59.263	4	
11	97	Javier Fuente	MZ ETZ 250	2:00.830	+11.021	58.316	4	
12	15	Andy Moffatt	MZ ETZ 250	2:02.182	+12.373	57.670	3	
13	65	Todd Brown	MZ ETZ 250	2:03.184	+13.375	57.201	3	
14	80	Paul Emanuel	MZ ETZ 250	2:04.404	+14.595	56.640	4	
15	50	Gavin Sherwood	MZ ETZ 250	2:04.748	+14.939	56.484	4	
16	26	Carl Husain	MZ ETZ 250	2:07.865	+18.056	55.107	4	
17	17	David Rose	MZ ETZ 250	2:07.974	+18.165	55.060	4	
18	99	Martin Baldwin	MZ ETZ 250	2:08.139	+18.330	54.989	4	
19	31	Stephen Cannon	MZ ETZ 250	2:08.651	+18.842	54.771	4	
20	63	Michael Fish	MZ ETZ 250	2:10.915	+21.106	53.823	3	
21	29	Tim Griggs	MZ TS 250	2:20.411	+30.602	50.183	3	
22	70	Sean Hall	MZ ETZ 250	2:25.421	+35.612	48.454	2	
23	19	Dave Higgins	MZ ETZ 250	2:31.873	+42.064	46.396	3	
24	6	Andy Bettridge	MZ ETZ 250	2:33.839	+44.030	45.803	2	
25	39	Mark Jones	MZ ETZ 250	----	-	-	1	

Chief Timekeeper

Orbits 4



www.amb-it.com

www.mylaps.com

Licensed to: RS Sports Timing



2 - BMCRC - MRO CHAMPIONSHIPS 2008

BMZRC 250 MZ

DONINGTON PARK NATIONAL 1.957 Miles

PRACTICE

22/03/2008 09:54

Practice

Lap	Lap Tm	Diff	Time of Day
(95) Chris Rogers			
1	-:--		9:56:49.005
2	1:50.441	+0.632	9:58:39.446
3	1:49.809	-	10:00:29.255
4	1:51.545	+1.736	10:02:20.800
5	1:50.845	+1.036	10:04:11.645

Lap	Lap Tm	Diff	Time of Day
(20) Steve Hill			
1	-:--		9:57:15.518
2	2:06.182	+14.312	9:59:21.700
3	1:55.651	+3.781	10:01:17.351
4	1:51.870	-	10:03:09.221

Lap	Lap Tm	Diff	Time of Day
(4) John Welfare			
1	-:--		9:57:15.242
2	2:04.832	+12.593	9:59:20.074
3	1:55.167	+2.928	10:01:15.241
4	1:52.239	-	10:03:07.480

Lap	Lap Tm	Diff	Time of Day
(67) Giles Spencer			
1	-:--		9:57:12.617
2	2:08.196	+11.480	9:59:20.813
3	1:57.170	+0.454	10:01:17.983
4	1:56.716	-	10:03:14.699

Lap	Lap Tm	Diff	Time of Day
(66) Scott Lonnee			
1	-:--		9:57:19.875
2	2:11.982	+14.915	9:59:31.857
3	2:00.019	+2.952	10:01:31.876
4	1:57.067	-	10:03:28.943

Lap	Lap Tm	Diff	Time of Day
(3) Phil Munday			
1	-:--		9:57:18.538
2	2:07.506	+10.324	9:59:26.044
3	1:59.753	+2.571	10:01:25.797
4	1:57.182	-	10:03:22.979

Lap	Lap Tm	Diff	Time of Day
(9) Simon Nix			
1	-:--		9:57:34.929
2	2:12.596	+15.331	9:59:47.525
3	2:03.190	+5.925	10:01:50.715
4	1:57.265	-	10:03:47.980

Lap	Lap Tm	Diff	Time of Day
(5) Phil Belenkin			
1	-:--		9:57:01.578
2	2:04.458	+6.837	9:59:06.036
3	1:59.505	+1.884	10:01:05.541
4	1:57.621	-	10:03:03.162

Lap	Lap Tm	Diff	Time of Day
(88) Nigel Cragg			
1	-:--		9:57:35.827
2	2:15.259	+17.198	9:59:51.086
3	2:01.008	+2.947	10:01:52.094
4	1:58.061	-	10:03:50.155

Lap	Lap Tm	Diff	Time of Day
(37) Dean Stimpson			
1	-:--		9:57:09.152
2	2:23.707	+24.808	9:59:32.859
3	2:03.991	+5.092	10:01:36.850
4	1:58.899	-	10:03:35.749

Lap	Lap Tm	Diff	Time of Day
(97) Javier Fuente			
1	-:--		9:57:20.910
2	2:16.897	+16.067	9:59:37.807
3	2:08.343	+7.513	10:01:46.150

Lap	Lap Tm	Diff	Time of Day
4	2:00.830	-	10:03:46.980

Lap	Lap Tm	Diff	Time of Day
(15) Andy Moffatt			
1	-:--		9:57:27.495
2	2:17.479	+15.297	9:59:44.974
3	2:02.182	-	10:01:47.156
4	2:02.913	+0.731	10:03:50.069

Lap	Lap Tm	Diff	Time of Day
(65) Todd Brown			
1	-:--		9:56:59.875
2	2:07.985	+4.801	9:59:07.860
3	2:03.184	-	10:01:11.044

Lap	Lap Tm	Diff	Time of Day
(80) Paul Emanuel			
1	-:--		9:57:20.493
2	2:26.248	+21.844	9:59:46.741
3	2:13.717	+9.313	10:02:00.458
4	2:04.404	-	10:04:04.862

Lap	Lap Tm	Diff	Time of Day
(50) Gavin Sherwood			
1	-:--		9:57:19.272
2	2:17.698	+12.950	9:59:36.970
3	2:07.429	+2.681	10:01:44.399
4	2:04.748	-	10:03:49.147

Lap	Lap Tm	Diff	Time of Day
(26) Carl Husain			
1	-:--		9:57:25.049
2	2:28.034	+20.169	9:59:53.083
3	2:10.840	+2.975	10:02:03.923
4	2:07.865	-	10:04:11.788

Lap	Lap Tm	Diff	Time of Day
(17) David Rose			
1	-:--		9:57:32.846
2	2:20.575	+12.601	9:59:53.421
3	2:08.117	+0.143	10:02:01.538
4	2:07.974	-	10:04:09.512

Lap	Lap Tm	Diff	Time of Day
(99) Martin Baldwin			
1	-:--		9:57:30.842
2	2:20.389	+12.250	9:59:51.231
3	2:10.159	+2.020	10:02:01.390
4	2:08.139	-	10:04:09.529


Lap	Lap Tm	Diff	Time of Day
(31) Stephen Cannon			
1	-:--		9:57:35.371
2	2:19.207	+10.556	9:59:54.578
3	2:11.031	+2.380	10:02:05.609
4	2:08.651	-	10:04:14.260

Lap	Lap Tm	Diff	Time of Day
(63) Michael Fish			
1	-:--		9:57:42.448
2	2:28.999	+18.084	10:00:11.447
3	2:10.915	-	10:02:22.362

Lap	Lap Tm	Diff	Time of Day
(29) Tim Griggs			
1	-:--		9:57:40.640
2	2:27.352	+6.941	10:00:07.992
3	2:20.411	-	10:02:28.403
4	2:21.474	+1.063	10:04:49.877

Lap	Lap Tm	Diff	Time of Day
(70) Sean Hall			
1	-:--		9:57:44.295
2	2:25.421	-	10:00:09.716

Lap	Lap Tm	Diff	Time of Day
(19) Dave Higgins			
1	-:--		9:57:39.661



Chief Timekeeper

Orbits 4



www.amb-it.com
www.mylaps.com

Licensed to: RS Sports Timing



2 - BMCRC - MRO CHAMPIONSHIPS 2008

Sorted on Laps

BMZRC 250 MZ

DONINGTON PARK NATIONAL 1.957 Miles

RACE 3

22/03/2008 13:51

Race (7 Laps)

Pos	No.	Name	Bike	Laps	Total Tm	Diff	Avg. Speed	Best Tm	In Lap	Best Spd
1	95	Chris Rogers	MZ ETZ 250	7	11:35.666	-	70.902	1:36.177	7	73.264
2	39	Mark Jones	MZ ETZ 250	7	11:35.720	+0.054	70.896	1:37.379	7	72.359
3	5	Phil Belenkin	MZ ETZ 250	7	11:38.042	+2.376	70.660	1:35.691	7	73.636
4	43	Nick Murton-Jones	MZ ETZ 250	7	11:46.606	+10.940	69.804	1:39.833	7	70.581
5	67	Giles Spencer	MZ ETZ 250	7	11:46.698	+11.032	69.795	1:38.932	7	71.223
6	4	John Welfare	MZ TS 250	7	11:47.266	+11.600	69.739	1:39.106	5	71.098
7	37	Dean Stimpson	MZ TS 250	7	11:47.437	+11.771	69.722	1:37.206	7	72.488
8	20	Steve Hill	MZ ETZ 250	7	11:48.030	+12.364	69.664	1:39.410	7	70.881
9	97	Javier Fuente	MZ ETZ 250	7	11:53.022	+17.356	69.176	1:40.268	5	70.274
10	6	Andy Bettridge	MZ ETZ 250	7	11:53.637	+17.971	69.116	1:40.308	2	70.246
11	65	Todd Brown	MZ ETZ 250	7	12:07.567	+31.901	67.793	1:41.925	6	69.132
12	80	Paul Emanuel	MZ ETZ 250	7	12:08.742	+33.076	67.684	1:41.267	7	69.581
13	9	Simon Nix	MZ ETZ 250	7	12:16.784	+41.118	66.945	1:43.375	4	68.162
14	66	Scott Lonnee	MZ ETZ 250	7	12:40.431	+1:04.765	64.863	1:47.169	7	65.749
15	31	Stephen Cannon	MZ ETZ 250	7	12:44.353	+1:08.687	64.530	1:45.771	7	66.618
16	17	David Rose	MZ ETZ 250	7	12:47.239	+1:11.573	64.288	1:46.151	7	66.380
17	38	Richard Harris	MZ TS 250	7	12:47.419	+1:11.753	64.273	1:46.210	7	66.343
18	99	Martin Baldwin	MZ ETZ 250	7	12:57.720	+1:22.054	63.421	1:49.189	4	64.533
19	19	Dave Higgins	MZ ETZ 250	7	13:23.763	+1:48.097	61.366	1:53.000	2	62.356
20	26	Carl Husain	MZ ETZ 250	6	11:57.310	1 Lap	58.939	1:55.222	2	61.154

Not classified

DNF	50	Gavin Sherwood	MZ ETZ 250	5	9:36.682	-	61.093	1:52.974	5	62.371
DNF	3	Phil Munday	MZ ETZ 250	3	5:00.045	-	70.452	1:37.080	3	72.582
DNF	15	Andy Moffatt	MZ ETZ 250	2	3:22.506	-	69.591	1:38.641	2	71.434
DNF	29	Tim Griggs	MZ TS 250	2	4:25.359	-	53.108	2:15.535	2	51.989
DNF	88	Nigel Cragg	MZ ETZ 250	0	----	-	-	----	0	-
DNF	40	Ian Gladman	MZ ETZ 250	0	----	-	-	----	0	-
DNS	70	Sean Hall	MZ ETZ 250	0	----	-	-	----	0	-

Margin of Victory

Avg. Speed

Best Lap Tm

Best Spd

Best Lap by

+0.054

70.902

1:35.691

73.636

[5] Phil Belenkin

Chief Timekeeper

Orbits 4



www.amb-it.com

www.mylaps.com

Licensed to: RS Sports Timing



2 - BMCRC - MRO CHAMPIONSHIPS 2008

Lapchart


BMZRC 250 MZ

DONINGTON PARK NATIONAL 1.957 Miles

RACE 3

22/03/2008 13:51

Race (7 Laps)



Competitors	Laps						
	1	2	3	4	5	6	7
Chris Rogers (95)	1	95	15	3	39	39	95
Dean Stimpson (37)	2	37	3	39	95	95	39
Mark Jones (39)	3	39	39	43	43	5	5
Andy Moffatt (15)	4	15	95	95	20	43	43
Phil Munday (3)	5	3	43	20	5	67	67
Nick Murton-Jones (43)	6	43	6	5	67	20	4
Andy Bettridge (6)	7	6	20	6	4	4	20
Phil Belenkin (5)	8	5	5	67	6	6	37
Steve Hill (20)	9	20	67	4	97	97	6
Giles Spencer (67)	10	67	4	97	37	37	97
John Welfare (4)	11	4	97	37	80	65	65
Javier Fuente (97)	12	97	65	80	65	80	80
Paul Emanuel (80)	13	80	80	65	9	9	9
Todd Brown (65)	14	65	37	9	66	66	66
Scott Lonnee (66)	15	66	9	66	31	31	31
Simon Nix (9)	16	9	66	31	17	17	17
Dave Higgins (19)	17	19	99	99	99	38	38
Martin Baldwin (99)	18	99	19	17	38	99	99
Stephen Cannon (31)	19	31	31	38	19	19	19
Richard Harris (38)	20	38	17	19	50	50	26
David Rose (17)	21	17	38	50	26	26	
Gavin Sherwood (50)	22	50	50	26			
Carl Husain (26)	23	26	26				
Tim Griggs (29)	24	29	29				
-	25						
-	26						
-	27						

Chief Timekeeper

Orbits 4



www.amb-it.com
www.mylaps.com

Licensed to: RS Sports Timing



2 - BMCRC - MRO CHAMPIONSHIPS 2008

Sorted on Laps

BMZRC 250 MZ

DONINGTON PARK NATIONAL 1.957 Miles

RACE 9

22/03/2008 16:43

Race (6 Laps)

Pos	No.	Name	Bike	Laps	Total Tm	Diff	Avg. Speed	Best Tm	In Lap	Best Spd
1	37	Dean Stimpson	MZ TS 250	6	9:23.840	-	74.982	1:31.642	6	76.889
2	95	Chris Rogers	MZ ETZ 250	6	9:24.204	+0.364	74.933	1:31.745	6	76.803
3	5	Phil Belenkin	MZ ETZ 250	6	9:24.219	+0.379	74.931	1:31.918	6	76.658
4	39	Mark Jones	MZ ETZ 250	6	9:28.052	+4.212	74.426	1:32.539	5	76.144
5	4	John Welfare	MZ TS 250	6	9:52.107	+28.267	71.402	1:37.270	2	72.440
6	20	Steve Hill	MZ ETZ 250	6	9:52.844	+29.004	71.313	1:36.628	2	72.922
7	43	Nick Murton-Jones	MZ ETZ 250	6	9:52.993	+29.153	71.295	1:36.981	2	72.656
8	3	Phil Munday	MZ ETZ 250	6	9:53.099	+29.259	71.283	1:36.609	3	72.936
9	65	Todd Brown	MZ ETZ 250	6	9:53.177	+29.337	71.273	1:36.547	4	72.983
10	80	Paul Emanuel	MZ ETZ 250	6	9:53.803	+29.963	71.198	1:36.867	6	72.742
11	97	Javier Fuente	MZ ETZ 250	6	9:54.706	+30.866	71.090	1:37.459	6	72.300
12	9	Simon Nix	MZ ETZ 250	6	10:08.577	+44.737	69.470	1:39.885	6	70.544
13	15	Andy Moffatt	MZ ETZ 250	6	10:10.901	+47.061	69.205	1:38.118	6	71.814
14	31	Stephen Cannon	MZ ETZ 250	6	10:21.753	+57.913	67.998	1:41.912	4	69.141
15	70	Sean Hall	MZ ETZ 250	6	10:25.583	+1:01.743	67.581	1:40.191	5	70.328
16	38	Richard Harris	MZ TS 250	6	10:31.768	+1:07.928	66.920	1:43.096	6	68.347
17	17	David Rose	MZ ETZ 250	6	10:33.913	+1:10.073	66.693	1:43.109	5	68.338
18	88	Nigel Cragg	MZ ETZ 250	6	10:36.846	+1:13.006	66.386	1:44.861	2	67.196
19	26	Carl Husain	MZ ETZ 250	5	9:22.394	1 Lap	62.645	1:48.814	5	64.755
20	19	Dave Higgins	MZ ETZ 250	5	9:24.229	+1.835	62.442	1:49.402	5	64.407

Not classified

DNF	99	Martin Baldwin	MZ ETZ 250	4	7:21.532	-	63.835	1:43.450	3	68.113
DNF	50	Gavin Sherwood	MZ ETZ 250	3	5:03.425	-	69.667	1:38.533	2	71.512
DNF	66	Scott Lonnee	MZ ETZ 250	2	3:33.454	-	66.022	1:42.714	2	68.601

Margin of Victory	Avg. Speed	Best Lap Tm	Best Spd	Best Lap by
+0.364	74.982	1:31.642	76.889	[37] Dean Stimpson

Chief Timekeeper

Orbits 4



www.amb-it.com
www.mylaps.com

Licensed to: RS Sports Timing



2 - BMCRC - MRO CHAMPIONSHIPS 2008

Lapchart


BMZRC 250 MZ

DONINGTON PARK NATIONAL 1.957 Miles

RACE 9

22/03/2008 16:43

Race (6 Laps)



Competitors	Laps					
	1	2	3	4	5	6
Phil Belenkin (5)	1	5	5	37	37	37
Dean Stimpson (37)	2	37	37	5	95	5
Chris Rogers (95)	3	95	95	95	5	95
Mark Jones (39)	4	39	39	39	39	39
Steve Hill (20)	5	20	20	3	3	43
Nick Murton-Jones (43)	6	43	43	20	20	3
John Welfare (4)	7	4	4	4	4	20
Phil Munday (3)	8	3	3	43	43	4
Paul Emanuel (80)	9	80	80	65	65	65
Javier Fuente (97)	10	97	97	80	97	80
Todd Brown (65)	11	65	65	97	80	97
Gavin Sherwood (50)	12	50	50	50	9	9
Simon Nix (9)	13	9	9	9	15	15
Martin Baldwin (99)	14	99	31	15	31	31
Stephen Cannon (31)	15	31	66	31	70	70
Nigel Cragg (88)	16	88	15	99	38	38
Richard Harris (38)	17	38	88	88	88	17
Scott Lonnee (66)	18	66	38	38	17	88
David Rose (17)	19	17	17	17	99	26
Sean Hall (70)	20	70	99	70	26	19
Andy Moffatt (15)	21	15	70	26	19	
Dave Higgins (19)	22	19	19	19		
Carl Husain (26)	23	26	26			

Chief Timekeeper

Orbits 4



www.amb-it.com
www.mylaps.com

Licensed to: RS Sports Timing



2 - BMCRC - MRO CHAMPIONSHIPS 2008

BMZRC 250 MZ

DONINGTON PARK NATIONAL 1.957 Miles

RACE 9

22/03/2008 16:43

Race (6 Laps)

Lap	Lap Tm	Diff	Time of Day
(37) Dean Stimpson			
1	-:--		16:44:47.528
2	1:34.269	+2.627	16:46:21.797
3	1:33.997	+2.355	16:47:55.794
4	1:33.179	+1.537	16:49:28.973
5	1:32.895	+1.253	16:51:01.868
6	1:31.642	-	16:52:33.510

Lap	Lap Tm	Diff	Time of Day
(95) Chris Rogers			
1	-:--		16:44:47.631
2	1:34.297	+2.552	16:46:21.928
3	1:34.395	+2.650	16:47:56.323
4	1:32.871	+1.126	16:49:29.194
5	1:32.935	+1.190	16:51:02.129
6	1:31.745	-	16:52:33.874

Lap	Lap Tm	Diff	Time of Day
(5) Phil Belenkin			
1	-:--		16:44:46.829
2	1:34.766	+2.848	16:46:21.595
3	1:34.622	+2.704	16:47:56.217
4	1:33.662	+1.744	16:49:29.879
5	1:32.092	+0.174	16:51:01.971
6	1:31.918	-	16:52:33.889

Lap	Lap Tm	Diff	Time of Day
(39) Mark Jones			
1	-:--		16:44:48.609
2	1:35.348	+2.809	16:46:23.957
3	1:33.319	+0.780	16:47:57.276
4	1:33.049	+0.510	16:49:30.325
5	1:32.539	-	16:51:02.864
6	1:34.858	+2.319	16:52:37.722

Lap	Lap Tm	Diff	Time of Day
(4) John Welfare			
1	-:--		16:44:50.834
2	1:37.270	-	16:46:28.104
3	1:37.335	+0.065	16:48:05.439
4	1:39.088	+1.818	16:49:44.527
5	1:39.242	+1.972	16:51:23.769
6	1:38.008	+0.738	16:53:01.777

Lap	Lap Tm	Diff	Time of Day
(20) Steve Hill			
1	-:--		16:44:50.420
2	1:36.628	-	16:46:27.048
3	1:38.015	+1.387	16:48:05.063
4	1:39.442	+2.814	16:49:44.505
5	1:39.179	+2.551	16:51:23.684
6	1:38.830	+2.202	16:53:02.514

Lap	Lap Tm	Diff	Time of Day
(43) Nick Murton-Jones			
1	-:--		16:44:50.560
2	1:36.981	-	16:46:27.541
3	1:38.165	+1.184	16:48:05.706
4	1:39.411	+2.430	16:49:45.117
5	1:38.068	+1.087	16:51:23.185
6	1:39.478	+2.497	16:53:02.663

Lap	Lap Tm	Diff	Time of Day
(3) Phil Munday			
1	-:--		16:44:51.068
2	1:37.214	+0.605	16:46:28.282
3	1:36.609	-	16:48:04.891
4	1:39.614	+3.005	16:49:44.505
5	1:38.773	+2.164	16:51:23.278
6	1:39.491	+2.882	16:53:02.769

Lap	Lap Tm	Diff	Time of Day
(65) Todd Brown			

Lap	Lap Tm	Diff	Time of Day
1	-:--		16:44:53.486
2	1:37.900	+1.353	16:46:31.386
3	1:37.629	+1.082	16:48:09.015
4	1:36.547	-	16:49:45.562
5	1:38.459	+1.912	16:51:24.021
6	1:38.826	+2.279	16:53:02.847

Lap	Lap Tm	Diff	Time of Day
(80) Paul Emanuel			
1	-:--		16:44:52.408
2	1:38.418	+1.551	16:46:30.826
3	1:38.753	+1.886	16:48:09.579
4	1:39.119	+2.252	16:49:48.698
5	1:37.908	+1.041	16:51:26.606
6	1:36.867	-	16:53:03.473

Lap	Lap Tm	Diff	Time of Day
(97) Javier Fuente			
1	-:--		16:44:52.811
2	1:38.080	+0.621	16:46:30.891
3	1:38.742	+1.283	16:48:09.633
4	1:38.529	+1.070	16:49:48.162
5	1:38.755	+1.296	16:51:26.917
6	1:37.459	-	16:53:04.376

Lap	Lap Tm	Diff	Time of Day
(9) Simon Nix			
1	-:--		16:44:55.193
2	1:41.392	+1.507	16:46:36.585
3	1:41.051	+1.166	16:48:17.636
4	1:40.271	+0.386	16:49:57.907
5	1:40.455	+0.570	16:51:38.362
6	1:39.885	-	16:53:18.247

Lap	Lap Tm	Diff	Time of Day
(15) Andy Moffatt			
1	-:--		16:45:03.401
2	1:40.576	+2.458	16:46:43.977
3	1:40.012	+1.894	16:48:23.989
4	1:39.935	+1.817	16:50:03.924
5	1:38.529	+0.411	16:51:42.453
6	1:38.118	-	16:53:20.571

Lap	Lap Tm	Diff	Time of Day
(31) Stephen Cannon			
1	-:--		16:44:59.094
2	1:43.119	+1.207	16:46:42.213
3	1:42.424	+0.512	16:48:24.637
4	1:41.912	-	16:50:06.549
5	1:42.675	+0.763	16:51:49.224
6	1:42.199	+0.287	16:53:31.423

Lap	Lap Tm	Diff	Time of Day
(70) Sean Hall			
1	-:--		16:45:01.264
2	1:45.389	+5.198	16:46:46.653
3	1:45.560	+5.369	16:48:32.213
4	1:42.522	+2.331	16:50:14.735
5	1:40.191	-	16:51:54.926
6	1:40.327	+0.136	16:53:35.253

Lap	Lap Tm	Diff	Time of Day
(38) Richard Harris			
1	-:--		16:45:00.285
2	1:45.125	+2.029	16:46:45.410
3	1:45.579	+2.483	16:48:30.989
4	1:44.242	+1.146	16:50:15.231
5	1:43.111	+0.015	16:51:58.342
6	1:43.096	-	16:53:41.438

Lap	Lap Tm	Diff	Time of Day
(17) David Rose			
1	-:--		16:45:00.973
2	1:45.269	+2.160	16:46:46.242

Lap	Lap Tm	Diff	Time of Day
3	1:45.502	+2.393	16:48:31.744
4	1:45.107	+1.998	16:50:16.851
5	1:43.109	-	16:51:59.960
6	1:43.623	+0.514	16:53:43.583

Lap	Lap Tm	Diff	Time of Day
(88) Nigel Cragg			
1	-:--		16:44:59.647
2	1:44.861	-	16:46:44.508
3	1:45.963	+1.102	16:48:30.471
4	1:45.966	+1.105	16:50:16.437
5	1:44.866	+0.005	16:52:01.303
6	1:45.213	+0.352	16:53:46.516

Lap	Lap Tm	Diff	Time of Day
(26) Carl Husain			
1	-:--		16:45:08.268
2	1:51.867	+3.053	16:47:00.135
3	1:53.389	+4.575	16:48:53.524
4	1:49.726	+0.912	16:50:43.250
5	1:48.814	-	16:52:32.064

Lap	Lap Tm	Diff	Time of Day
(19) Dave Higgins			
1	-:--		16:45:05.948
2	1:53.693	+4.291	16:46:59.641
3	1:54.990	+5.588	16:48:54.631
4	1:49.866	+0.464	16:50:44.497
5	1:49.402	-	16:52:33.899

Lap	Lap Tm	Diff	Time of Day
(99) Martin Baldwin			
1	-:--		16:44:59.019
2	1:47.565	+4.115	16:46:46.584
3	1:43.450	-	16:48:30.034
4	2:01.168	+17.718	16:50:31.202

Lap	Lap Tm	Diff	Time of Day
(50) Gavin Sherwood			
1	-:--		16:44:53.673
2	1:38.533	-	16:46:32.206
3	1:40.889	+2.356	16:48:13.095

Lap	Lap Tm	Diff	Time of Day
(66) Scott Lonnee			
1	-:--		16:45:00.410
2	1:42.714	-	16:46:43.124

Chief Timekeeper

Orbits 4



www.amb-it.com
www.mylaps.com

Licensed to: RS Sports Timing



2 - BMCRC - MRO CHAMPIONSHIPS 2008

BMZRC 250 MZ

DONINGTON PARK NATIONAL 1.957 Miles

RACE 3

22/03/2008 13:51

Race (7 Laps)

Lap	Lap Tm	Diff	Time of Day
(95) Chris Rogers			
1	-:--		13:52:39.941
2	1:41.277	+5.100	13:54:21.218
3	1:42.342	+6.165	13:56:03.560
4	1:38.829	+2.652	13:57:42.389
5	1:37.850	+1.673	13:59:20.239
6	1:36.633	+0.456	14:00:56.872
7	1:36.177	-	14:02:33.049
(39) Mark Jones			
1	-:--		13:52:40.993
2	1:40.109	+2.730	13:54:21.102
3	1:39.187	+1.808	13:56:00.289
4	1:38.565	+1.186	13:57:38.854
5	1:38.209	+0.830	13:59:17.063
6	1:38.661	+1.282	14:00:55.724
7	1:37.379	-	14:02:33.103
(5) Phil Belenkin			
1	-:--		13:52:42.916
2	1:40.868	+5.177	13:54:23.784
3	1:41.543	+5.852	13:56:05.327
4	1:39.037	+3.346	13:57:44.364
5	1:37.882	+2.191	13:59:22.246
6	1:37.488	+1.797	14:00:59.734
7	1:35.691	-	14:02:35.425
(43) Nick Murton-Jones			
1	-:--		13:52:41.989
2	1:39.964	+0.131	13:54:21.953
3	1:41.566	+1.733	13:56:03.519
4	1:39.953	+0.120	13:57:43.472
5	1:40.283	+0.450	13:59:23.755
6	1:40.401	+0.568	14:01:04.156
7	1:39.833	-	14:02:43.989
(67) Giles Spencer			
1	-:--		13:52:43.355
2	1:40.706	+1.774	13:54:24.061
3	1:41.590	+2.658	13:56:05.651
4	1:39.763	+0.831	13:57:45.414
5	1:39.032	+0.100	13:59:24.446
6	1:40.703	+1.771	14:01:05.149
7	1:38.932	-	14:02:44.081
(4) John Welfare			
1	-:--		13:52:44.757
2	1:39.543	+0.437	13:54:24.300
3	1:41.765	+2.659	13:56:06.065
4	1:40.206	+1.100	13:57:46.271
5	1:39.106	-	13:59:25.377
6	1:40.049	+0.943	14:01:05.426
7	1:39.223	+0.117	14:02:44.649
(37) Dean Stimpson			
1	-:--		13:52:40.407
2	1:50.337	+13.131	13:54:30.744
3	1:41.129	+3.923	13:56:11.873
4	1:39.983	+2.777	13:57:51.856
5	1:38.095	+0.889	13:59:29.951
6	1:37.663	+0.457	14:01:07.614
7	1:37.206	-	14:02:44.820
(20) Steve Hill			
1	-:--		13:52:43.250

Lap	Lap Tm	Diff	Time of Day
2	1:40.004	+0.594	13:54:23.254
3	1:40.927	+1.517	13:56:04.181
4	1:39.991	+0.581	13:57:44.172
5	1:40.549	+1.139	13:59:24.721
6	1:41.282	+1.872	14:01:06.003
7	1:39.410	-	14:02:45.413
(97) Javier Fuente			
1	-:--		13:52:45.533
2	1:40.650	+0.382	13:54:26.183
3	1:41.127	+0.859	13:56:07.310
4	1:41.399	+1.131	13:57:48.709
5	1:40.268	-	13:59:28.977
6	1:40.592	+0.324	14:01:09.569
7	1:40.836	+0.568	14:02:50.405
(6) Andy Bettridge			
1	-:--		13:52:42.326
2	1:40.308	-	13:54:22.634
3	1:42.934	+2.626	13:56:05.568
4	1:41.279	+0.971	13:57:46.847
5	1:40.719	+0.411	13:59:27.566
6	1:41.829	+1.521	14:01:09.395
7	1:41.625	+1.317	14:02:51.020
(65) Todd Brown			
1	-:--		13:52:47.041
2	1:42.703	+0.778	13:54:29.744
3	1:45.430	+3.505	13:56:15.174
4	1:43.288	+1.363	13:57:58.462
5	1:42.472	+0.547	13:59:40.934
6	1:41.925	-	14:01:22.859
7	1:42.091	+0.166	14:03:04.950
(80) Paul Emanuel			
1	-:--		13:52:46.473
2	1:43.528	+2.261	13:54:30.001
3	1:44.469	+3.202	13:56:14.470
4	1:43.658	+2.391	13:57:58.128
5	1:43.958	+2.691	13:59:42.086
6	1:42.772	+1.505	14:01:24.858
7	1:41.267	-	14:03:06.125
(9) Simon Nix			
1	-:--		13:52:49.789
2	1:43.997	+0.622	13:54:33.786
3	1:44.166	+0.791	13:56:17.952
4	1:43.375	-	13:58:01.327
5	1:45.361	+1.986	13:59:46.688
6	1:44.017	+0.642	14:01:30.705
7	1:43.462	+0.087	14:03:14.167
(66) Scott Lonnee			
1	-:--		13:52:48.184
2	1:47.178	+0.009	13:54:35.362
3	1:49.585	+2.416	13:56:24.947
4	1:49.253	+2.084	13:58:14.200
5	1:47.585	+0.416	14:00:01.785
6	1:48.860	+1.691	14:01:50.645
7	1:47.169	-	14:03:37.814
(31) Stephen Cannon			
1	-:--		13:52:54.291
2	1:51.191	+5.420	13:54:45.482
3	1:49.589	+3.818	13:56:35.071
4	1:46.815	+1.044	13:58:21.886

Lap	Lap Tm	Diff	Time of Day
5	1:47.600	+1.829	14:00:09.486
6	1:46.479	+0.708	14:01:55.965
7	1:45.771	-	14:03:41.736
(17) David Rose			
1	-:--		13:52:55.769
2	1:49.869	+3.718	13:54:45.638
3	1:50.411	+4.260	13:56:36.049
4	1:46.937	+0.786	13:58:22.986
5	1:47.582	+1.431	14:00:10.568
6	1:47.903	+1.752	14:01:58.471
7	1:46.151	-	14:03:44.622
(38) Richard Harris			
1	-:--		13:52:55.383
2	1:50.687	+4.477	13:54:46.070
3	1:50.336	+4.126	13:56:36.406
4	1:48.028	+1.818	13:58:24.434
5	1:47.154	+0.944	14:00:11.588
6	1:47.004	+0.794	14:01:58.592
7	1:46.210	-	14:03:44.802
(99) Martin Baldwin			
1	-:--		13:52:53.987
2	1:50.009	+0.820	13:54:43.996
3	1:51.176	+1.987	13:56:35.172
4	1:49.189	-	13:58:24.361
5	1:51.385	+2.196	14:00:15.746
6	1:49.699	+0.510	14:02:05.445
7	1:49.658	+0.469	14:03:55.103
(19) Dave Higgins			
1	-:--		13:52:52.338
2	1:53.000	-	13:54:45.338
3	1:54.199	+1.199	13:56:39.537
4	1:55.666	+2.666	13:58:35.203
5	1:57.298	+4.228	14:00:32.501
6	1:55.283	+2.283	14:02:27.784
7	1:53.362	+0.362	14:04:21.146
(26) Carl Husain			
1	-:--		13:52:58.086
2	1:55.222	-	13:54:53.308
3	1:55.376	+0.154	13:56:48.684
4	2:06.427	+11.205	13:58:55.111
5	1:59.459	+4.237	14:00:54.570
6	2:00.123	+4.901	14:02:54.693
(50) Gavin Sherwood			
1	-:--		13:52:56.850
2	1:54.248	+1.274	13:54:51.098
3	1:55.406	+2.432	13:56:46.504
4	1:54.587	+1.613	13:58:41.091
5	1:52.974	-	14:00:34.065
(3) Phil Munday			
1	-:--		13:52:41.748
2	1:38.600	+1.520	13:54:20.348
3	1:37.080	-	13:55:57.428
(15) Andy Moffatt			
1	-:--		13:52:41.248
2	1:38.641	-	13:54:19.889
(29) Tim Griggs			
1	-:--		13:53:07.207

Chief Timekeeper

Orbits 4



www.amb-it.com
www.mylaps.com

Licensed to: RS Sports Timing



2 - BMCRC - MRO CHAMPIONSHIPS 2008

BMZRC 250 MZ

DONINGTON PARK NATIONAL 1.957 Miles

RACE 3

22/03/2008 13:51

Race (7 Laps)

Lap	Lap Tm	Diff	Time of Day
2	2:15.535	-	13:55:22.742

Lap	Lap Tm	Diff	Time of Day
-----	--------	------	-------------

Lap	Lap Tm	Diff	Time of Day
-----	--------	------	-------------

Chief Timekeeper

Orbits 4



www.amb-it.com
www.mylaps.com

Licensed to: RS Sports Timing



2 - BMCRC - MRO CHAMPIONSHIPS 2008

Sorted on Laps

BMZRC 250 MZ

DONINGTON PARK NATIONAL 1.957 Miles

RACE 5

23/03/2008 11:22

Race (7 Laps)

Pos	No.	Name	Bike	Laps	Total Tm	Diff	Avg. Speed	Best Tm	In Lap	Best Spd
1	37	Dean Stimpson	MZ TS 250	7	11:12.795	-	73.312	1:32.849	7	75.890
2	95	Chris Rogers	MZ ETZ 250	7	11:12.907	+0.112	73.300	1:32.729	7	75.988
3	5	Phil Belenkin	MZ ETZ 250	7	11:15.814	+3.019	72.985	1:34.247	6	74.764
4	39	Mark Jones	MZ ETZ 250	7	11:25.509	+12.714	71.952	1:34.667	7	74.432
5	3	Phil Munday	MZ ETZ 250	7	11:31.930	+19.135	71.285	1:37.789	3	72.056
6	67	Giles Spencer	MZ ETZ 250	7	11:40.334	+27.539	70.429	1:38.106	2	71.823
7	65	Todd Brown	MZ ETZ 250	7	11:42.759	+29.964	70.186	1:37.815	7	72.037
8	70	Sean Hall	MZ ETZ 250	7	11:44.377	+31.582	70.025	1:38.750	7	71.355
9	80	Paul Emanuel	MZ ETZ 250	7	11:44.971	+32.176	69.966	1:39.160	7	71.060
10	43	Nick Murton-Jones	MZ ETZ 250	7	11:45.380	+32.585	69.925	1:39.539	2	70.789
11	31	Stephen Cannon	MZ ETZ 250	7	12:02.131	+49.336	68.303	1:39.494	2	70.821
12	88	Nigel Cragg	MZ ETZ 250	7	12:19.817	+1:07.022	66.670	1:43.597	4	68.016
13	38	Richard Harris	MZ TS 250	7	12:30.740	+1:17.945	65.700	1:45.750	2	66.631
14	26	Carl Husain	MZ ETZ 250	6	11:15.920	1 Lap	62.548	1:50.148	4	63.971

Not classified

DNF	50	Gavin Sherwood	MZ ETZ 250	4	6:45.307	-	69.540	1:39.376	4	70.905
DNF	17	David Rose	MZ ETZ 250	3	5:16.962	-	66.692	1:42.780	2	68.557
DNF	20	Steve Hill	MZ ETZ 250	3	5:36.984	-	62.730	1:39.824	2	70.587
DNF	97	Javier Fuente	MZ ETZ 250	2	3:24.350	-	68.963	1:39.771	2	70.625
DNF	9	Simon Nix	MZ ETZ 250	1	2:05.921	-	55.958	-:--	1	-
DNF	66	Scott Lonnee	MZ ETZ 250	1	2:10.000	-	54.202	-:--	1	-
DNF	6	Andy Bettridge	MZ ETZ 250	0	-:--	-	-	-:--	0	-

Margin of Victory

Avg. Speed

Best Lap Tm

Best Spd

Best Lap by

+0.112

73.312

1:32.729

75.988

[95] Chris Rogers

Chief Timekeeper

Orbits 4



www.amb-it.com

www.mylaps.com

Licensed to: RS Sports Timing



2 - BMCRC - MRO CHAMPIONSHIPS 2008

Lapchart


BMZRC 250 MZ

DONINGTON PARK NATIONAL 1.957 Miles

RACE 5

23/03/2008 11:22

Race (7 Laps)



Competitors	Laps						
	1	2	3	4	5	6	7
Phil Belenkin (5)	1	5	37	37	37	37	37
Chris Rogers (95)	2	95	5	95	95	95	95
Dean Stimpson (37)	3	37	95	5	5	5	5
Phil Munday (3)	4	3	3	3	3	39	39
Nick Murton-Jones (43)	5	43	43	39	39	3	3
Steve Hill (20)	6	20	20	43	67	67	67
Mark Jones (39)	7	39	39	80	43	65	65
Paul Emanuel (80)	8	80	80	65	80	43	70
Javier Fuente (97)	9	97	97	67	65	70	80
Todd Brown (65)	10	65	65	70	70	80	43
Sean Hall (70)	11	70	70	50	50	31	31
Gavin Sherwood (50)	12	50	67	31	31	88	88
Stephen Cannon (31)	13	31	50	17	88	38	38
Giles Spencer (67)	14	67	31	88	38	26	26
Nigel Cragg (88)	15	88	17	38	26		
David Rose (17)	16	17	88	20			
Richard Harris (38)	17	38	38	26			
Carl Husain (26)	18	26	26				
Simon Nix (9)	19	9					
Scott Lonnee (66)	20	66					
-	21						

Chief Timekeeper

Orbits 4



www.amb-it.com
www.mylaps.com

Licensed to: RS Sports Timing



2 - BMCRC - MRO CHAMPIONSHIPS 2008

BMZRC 250 MZ

DONINGTON PARK NATIONAL 1.957 Miles

RACE 5

23/03/2008 11:22

Race (7 Laps)

Lap	Lap Tm	Diff	Time of Day
(37) Dean Stimpson			
1	-:--		11:23:39.203
2	1:37.554	+4.705	11:25:16.757
3	1:36.656	+3.807	11:26:53.413
4	1:35.501	+2.652	11:28:28.914
5	1:35.126	+2.277	11:30:04.040
6	1:34.303	+1.454	11:31:38.343
7	1:32.849	-	11:33:11.192
(95) Chris Rogers			
1	-:--		11:23:38.845
2	1:38.554	+5.825	11:25:17.399
3	1:36.490	+3.761	11:26:53.889
4	1:35.233	+2.504	11:28:29.122
5	1:35.256	+2.527	11:30:04.378
6	1:34.197	+1.468	11:31:38.575
7	1:32.729	-	11:33:11.304
(5) Phil Belenkin			
1	-:--		11:23:38.816
2	1:38.440	+4.193	11:25:17.256
3	1:37.364	+3.117	11:26:54.620
4	1:35.742	+1.495	11:28:30.362
5	1:34.846	+0.599	11:30:05.208
6	1:34.247	-	11:31:39.455
7	1:34.756	+0.509	11:33:14.211
(39) Mark Jones			
1	-:--		11:23:42.599
2	1:39.709	+5.042	11:25:22.308
3	1:37.797	+3.130	11:27:00.105
4	1:35.448	+0.781	11:28:35.553
5	1:37.288	+2.621	11:30:12.841
6	1:36.398	+1.731	11:31:49.239
7	1:34.667	-	11:33:23.906
(3) Phil Munday			
1	-:--		11:23:40.689
2	1:38.044	+0.255	11:25:18.733
3	1:37.789	-	11:26:56.522
4	1:38.050	+0.261	11:28:34.572
5	1:37.911	+0.122	11:30:12.483
6	1:38.878	+1.089	11:31:51.361
7	1:38.966	+1.177	11:33:30.327
(67) Giles Spencer			
1	-:--		11:23:45.872
2	1:38.106	-	11:25:23.978
3	1:38.797	+0.691	11:27:02.775
4	1:39.365	+1.259	11:28:42.140
5	1:38.651	+0.545	11:30:20.791
6	1:39.285	+1.179	11:32:00.076
7	1:38.655	+0.549	11:33:38.731
(65) Todd Brown			
1	-:--		11:23:43.942
2	1:39.323	+1.508	11:25:23.265
3	1:39.208	+1.393	11:27:02.473
4	1:40.663	+2.848	11:28:43.136
5	1:40.598	+2.783	11:30:23.734
6	1:39.607	+1.792	11:32:03.341
7	1:37.815	-	11:33:41.156
(70) Sean Hall			
1	-:--		11:23:44.430

Lap	Lap Tm	Diff	Time of Day
2	1:39.236	+0.486	11:25:23.666
3	1:39.873	+1.123	11:27:03.539
4	1:39.702	+0.952	11:28:43.241
5	1:40.964	+2.214	11:30:24.205
6	1:39.819	+1.069	11:32:04.024
7	1:38.750	-	11:33:42.774
(80) Paul Emanuel			
1	-:--		11:23:42.818
2	1:39.725	+0.565	11:25:22.543
3	1:39.713	+0.553	11:27:02.256
4	1:40.746	+1.586	11:28:43.002
5	1:42.018	+2.858	11:30:25.020
6	1:39.188	+0.028	11:32:04.208
7	1:39.160	-	11:33:43.368
(43) Nick Murton-Jones			
1	-:--		11:23:41.860
2	1:39.539	-	11:25:21.399
3	1:40.209	+0.670	11:27:01.608
4	1:40.980	+1.441	11:28:42.588
5	1:40.673	+1.134	11:30:23.261
6	1:40.681	+1.142	11:32:03.942
7	1:39.835	+0.296	11:33:43.777
(31) Stephen Cannon			
1	-:--		11:23:45.436
2	1:39.494	-	11:25:24.930
3	1:41.833	+2.339	11:27:06.763
4	1:42.149	+2.655	11:28:48.912
5	1:43.065	+3.571	11:30:31.977
6	1:44.341	+4.847	11:32:16.318
7	1:44.210	+4.716	11:34:00.528
(88) Nigel Cragg			
1	-:--		11:23:47.823
2	1:43.691	+0.094	11:25:31.514
3	1:44.167	+0.570	11:27:15.681
4	1:43.597	-	11:28:59.278
5	1:45.452	+1.855	11:30:44.730
6	1:47.376	+3.779	11:32:32.106
7	1:46.108	+2.511	11:34:18.214
(38) Richard Harris			
1	-:--		11:23:48.925
2	1:45.750	-	11:25:34.675
3	1:48.106	+2.356	11:27:22.781
4	1:46.269	+0.519	11:29:09.050
5	1:47.866	+2.116	11:30:56.916
6	1:46.193	+0.443	11:32:43.109
7	1:46.028	+0.278	11:34:29.137
(26) Carl Husain			
1	-:--		11:23:58.267
2	1:51.532	+1.384	11:25:49.799
3	1:52.042	+1.894	11:27:41.841
4	1:50.148	-	11:29:31.989
5	1:51.853	+1.705	11:31:23.842
6	1:50.475	+0.327	11:33:14.317
(50) Gavin Sherwood			
1	-:--		11:23:44.888
2	1:39.451	+0.075	11:25:24.339
3	1:39.989	+0.613	11:27:04.328
4	1:39.376	-	11:28:43.704

Lap	Lap Tm	Diff	Time of Day
(17) David Rose			
1	-:--		11:23:48.362
2	1:42.780	-	11:25:31.142
3	1:44.217	+1.437	11:27:15.359
(20) Steve Hill			
1	-:--		11:23:42.399
2	1:39.824	-	11:25:22.223
3	2:13.158	+33.334	11:27:35.381
(97) Javier Fuente			
1	-:--		11:23:42.976
2	1:39.771	-	11:25:22.747
(9) Simon Nix			
1	-:--		11:24:04.318
(66) Scott Lonnee			
1	-:--		11:24:08.397

Chief Timekeeper

Orbits 4



www.amb-it.com
www.mylaps.com

Licensed to: RS Sports Timing



2 - BMCRC - MRO CHAMPIONSHIPS 2008

Sorted on Laps

BMZRC 250 MZ

DONINGTON PARK NATIONAL 1.957 Miles

RACE 15

23/03/2008 15:28

Race (7 Laps)

Pos	No.	Name	Bike	Laps	Total Tm	Diff	Avg. Speed	Best Tm	In Lap	Best Spd
1	20	Steve Hill	MZ ETZ 250	7	11:42.797	-	70.182	1:37.351	6	72.380
2	39	Mark Jones	MZ ETZ 250	7	12:06.269	+23.472	67.914	1:37.751	4	72.084
3	6	Andy Bettridge	MZ ETZ 250	7	12:14.210	+31.413	67.180	1:40.862	7	69.861
4	88	Nigel Cragg	MZ ETZ 250	7	12:14.801	+32.004	67.126	1:41.157	7	69.657
5	65	Todd Brown	MZ ETZ 250	7	12:21.521	+38.724	66.517	1:41.493	7	69.426
6	43	Nick Murton-Jones	MZ ETZ 250	7	12:21.650	+38.853	66.506	1:41.485	7	69.432
7	80	Paul Emanuel	MZ ETZ 250	7	12:36.190	+53.393	65.227	1:46.519	5	66.150
8	31	Stephen Cannon	MZ ETZ 250	7	12:36.789	+53.992	65.175	1:43.933	7	67.796
9	70	Sean Hall	MZ ETZ 250	7	12:42.084	+59.287	64.722	1:43.566	7	68.037
10	9	Simon Nix	MZ ETZ 250	7	12:42.411	+59.614	64.695	1:44.223	7	67.608
11	17	David Rose	MZ ETZ 250	7	12:42.910	+1:00.113	64.652	1:44.872	7	67.189
12	66	Scott Lonnee	MZ ETZ 250	7	13:25.487	+1:42.690	61.235	1:51.481	7	63.206
13	26	Carl Husain	MZ ETZ 250	7	13:27.878	+1:45.081	61.054	1:51.040	6	63.457
14	38	Richard Harris	MZ TS 250	7	13:28.544	+1:45.747	61.003	1:50.229	5	63.924

Not classified

DNF	95	Chris Rogers	MZ ETZ 250	0	----	-	-	----	0	-
DNF	37	Dean Stimpson	MZ TS 250	0	----	-	-	----	0	-
DNF	5	Phil Belenkin	MZ ETZ 250	0	----	-	-	----	0	-
DNF	3	Phil Munday	MZ ETZ 250	0	----	-	-	----	0	-
DNF	67	Giles Spencer	MZ ETZ 250	0	----	-	-	----	0	-
DNF	50	Gavin Sherwood	MZ ETZ 250	0	----	-	-	----	0	-
DNF	97	Javier Fuente	MZ ETZ 250	0	----	-	-	----	0	-

Margin of Victory

Avg. Speed

Best Lap Tm

Best Spd

Best Lap by

+23.472

70.182

1:37.351

72.380

[20] Steve Hill

Chief Timekeeper

Orbits 4



www.amb-it.com

www.mylaps.com

Licensed to: RS Sports Timing



2 - BMCRC - MRO CHAMPIONSHIPS 2008

Lapchart


BMZRC 250 MZ

DONINGTON PARK NATIONAL 1.957 Miles

RACE 15

23/03/2008 15:28

Race (7 Laps)



Competitors	Laps						
	1	2	3	4	5	6	7
Paul Emanuel (80)	1	80	20	20	20	20	20
Mark Jones (39)	2	39	39	39	39	39	39
Sean Hall (70)	3	70	80	6	6	6	6
Andy Bettridge (6)	4	6	6	88	88	88	88
Steve Hill (20)	5	20	88	80	43	43	65
Nigel Cragg (88)	6	88	43	43	80	65	43
Nick Murton-Jones (43)	7	43	65	65	65	80	80
Todd Brown (65)	8	65	31	31	31	31	31
Stephen Cannon (31)	9	31	9	9	9	17	70
Simon Nix (9)	10	9	17	17	17	9	9
David Rose (17)	11	17	70	70	70	70	17
Scott Lonnee (66)	12	66	38	38	38	38	66
Richard Harris (38)	13	38	66	66	66	66	26
Carl Husain (26)	14	26	26	26	26	26	38
-	15						
-	16						
-	17						
-	18						
-	19						
-	20						
-	21						

Chief Timekeeper

Orbits 4



www.amb-it.com
www.mylaps.com

Licensed to: RS Sports Timing



2 - BMCRC - MRO CHAMPIONSHIPS 2008

BMZRC 250 MZ

DONINGTON PARK NATIONAL 1.957 Miles

RACE 15

23/03/2008 15:28

Race (7 Laps)

Lap	Lap Tm	Diff	Time of Day
(20) Steve Hill			
1	-:--		15:30:14.785
2	1:41.727	+4.376	15:31:56.512
3	1:38.661	+1.310	15:33:35.173
4	1:38.092	+0.741	15:35:13.265
5	1:37.553	+0.202	15:36:50.818
6	1:37.351	-	15:38:28.169
7	1:37.686	+0.335	15:40:05.855
(39) Mark Jones			
1	-:--		15:30:13.145
2	1:44.644	+6.893	15:31:57.789
3	1:38.222	+0.471	15:33:36.011
4	1:37.751	-	15:35:13.762
5	1:42.322	+4.571	15:36:56.084
6	1:46.619	+8.868	15:38:42.703
7	1:46.624	+8.873	15:40:29.327
(6) Andy Bettridge			
1	-:--		15:30:14.477
2	1:47.940	+7.078	15:32:02.417
3	1:43.750	+2.888	15:33:46.167
4	1:43.412	+2.550	15:35:29.579
5	1:43.641	+2.779	15:37:13.220
6	1:43.186	+2.324	15:38:56.406
7	1:40.862	-	15:40:37.268
(88) Nigel Cragg			
1	-:--		15:30:16.973
2	1:45.692	+4.535	15:32:02.665
3	1:44.122	+2.965	15:33:46.787
4	1:43.594	+2.437	15:35:30.381
5	1:43.605	+2.448	15:37:13.986
6	1:42.716	+1.559	15:38:56.702
7	1:41.157	-	15:40:37.859
(65) Todd Brown			
1	-:--		15:30:20.305
2	1:47.442	+5.949	15:32:07.747
3	1:44.819	+3.326	15:33:52.566
4	1:45.262	+3.769	15:35:37.828
5	1:43.471	+1.978	15:37:21.299
6	1:41.787	+0.294	15:39:03.086
7	1:41.493	-	15:40:44.579
(43) Nick Murton-Jones			
1	-:--		15:30:18.103
2	1:48.664	+7.179	15:32:06.767
3	1:45.015	+3.530	15:33:51.782
4	1:44.816	+3.331	15:35:36.598
5	1:43.705	+2.220	15:37:20.303
6	1:42.920	+1.435	15:39:03.223
7	1:41.485	-	15:40:44.708
(80) Paul Emanuel			
1	-:--		15:30:11.402
2	1:50.762	+4.243	15:32:02.164
3	1:48.200	+1.681	15:33:50.364
4	1:47.125	+0.606	15:35:37.489
5	1:46.519	-	15:37:24.008
6	1:46.728	+0.209	15:39:10.736
7	1:48.512	+1.993	15:40:59.248
(31) Stephen Cannon			
1	-:--		15:30:20.659

Lap	Lap Tm	Diff	Time of Day
2	1:50.499	+6.566	15:32:11.158
3	1:47.803	+3.870	15:33:58.961
4	1:46.567	+2.634	15:35:45.528
5	1:45.484	+1.551	15:37:31.012
6	1:44.902	+0.969	15:39:15.914
7	1:43.933	-	15:40:59.847
(70) Sean Hall			
1	-:--		15:30:13.522
2	2:03.498	+19.932	15:32:17.020
3	1:49.753	+6.187	15:34:06.773
4	1:45.379	+1.813	15:35:52.152
5	1:44.904	+1.338	15:37:37.056
6	1:44.520	+0.954	15:39:21.576
7	1:43.566	-	15:41:05.142
(9) Simon Nix			
1	-:--		15:30:21.802
2	1:50.850	+6.627	15:32:12.652
3	1:48.482	+4.259	15:34:01.134
4	1:47.227	+3.004	15:35:48.361
5	1:46.519	+2.296	15:37:34.880
6	1:46.366	+2.143	15:39:21.246
7	1:44.223	-	15:41:05.469
(17) David Rose			
1	-:--		15:30:23.023
2	1:50.320	+5.448	15:32:13.343
3	1:47.953	+3.081	15:34:01.296
4	1:47.686	+2.814	15:35:48.982
5	1:46.492	+1.620	15:37:35.474
6	1:45.622	+0.750	15:39:21.096
7	1:44.872	-	15:41:05.968
(66) Scott Lonnee			
1	-:--		15:30:24.728
2	2:01.421	+9.940	15:32:26.149
3	1:54.528	+3.047	15:34:20.677
4	1:52.193	+0.712	15:36:12.870
5	1:52.242	+0.761	15:38:05.112
6	1:51.952	+0.471	15:39:57.064
7	1:51.481	-	15:41:48.545
(26) Carl Husain			
1	-:--		15:30:28.669
2	1:58.134	+7.094	15:32:26.803
3	1:55.099	+4.059	15:34:21.902
4	1:52.119	+1.079	15:36:14.021
5	1:52.477	+1.437	15:38:06.498
6	1:51.040	-	15:39:57.538
7	1:53.398	+2.358	15:41:50.936
(38) Richard Harris			
1	-:--		15:30:25.968
2	1:57.868	+7.639	15:32:23.836
3	1:54.644	+4.415	15:34:18.480
4	1:51.349	+1.120	15:36:09.829
5	1:50.229	-	15:38:00.058
6	1:51.688	+1.459	15:39:51.746
7	1:59.856	+9.627	15:41:51.602

Lap	Lap Tm	Diff	Time of Day
-----	--------	------	-------------

Chief Timekeeper

Orbits 4



www.amb-it.com
www.mylaps.com

Licensed to: RS Sports Timing



2 - BMCRC - MRO CHAMPIONSHIPS 2008

Sorted on Best Lap time

BRITISH F1 SIDECAR CHAMPIONSHIP

DONINGTON PARK NATIONAL 1.957 Miles

PRACTICE

22/03/2008 11:39

Practice

Pos	No.	Name	Bike	Best Tm	Diff	Best Spd	In Lap	Sponsor
1	77	Reeves/Farrance	Suzuki LCR 1000	1:17.562	-	90.847	5	Eastern Airways
2	66	Muldoon/Barrett	Suzuki LCR 1000	1:19.465	+1.903	88.671	5	S.M.R
3	44	Body/Stevens	Suzuki LCR 1000	1:22.413	+4.851	85.500	4	Lime Logistics
4	48	Knapton/Miller	Suzuki Baker 1000	1:24.120	+6.558	83.765	5	
5	16	Peach/Richardson	Suzuki LCR 1000	1:26.435	+8.873	81.521	2	L & W Contractors
6	37	Knight/Knight	Suzuki LCR 1000	1:26.595	+9.033	81.371	4	Redline Superbikes
7	69	Williamson/Murray	Suzuki Windle 1000	1:26.774	+9.212	81.203	4	Stretton Motors
8	26	Shand/Belsey	Suzuki LCR 1000	1:27.133	+9.571	80.868	4	
9	72	Lawrie/Connell	Suzuki LCR 1000	1:28.073	+10.511	80.005	5	MV Commercial
10	15	Gatt/Randall	Suzuki LCR 1000	1:28.804	+11.242	79.346	4	Team Vagabond
11	21	Gray/Porter	Yamaha LCR 1000	1:29.414	+11.852	78.805	3	Powerbiking
12	49	Lovelock/Lawrence	Suzuki LCR 1000	1:30.318	+12.756	78.016	4	
13	75	Peddar/Steadman	Suzuki LCR 1000	1:32.213	+14.651	76.413	3	G&SJ Johnson
14	73	Chaplow/Evanson	Suzuki LCR 1000	1:32.409	+14.847	76.251	4	Redline Superbikes Ltd
15	9	Norbury/Knapton	Suzuki LCR 1000	1:34.437	+16.875	74.614	4	Lockside Engineering
16	11	Gilbert/Long	Yamaha LCR 1000	1:34.679	+17.117	74.423	4	Paul Gilbert Gas Ltd
17	7	Green/Two	Honda LCR 1000	1:38.007	+20.445	71.896	4	
18	99	Morrisey/Biggs	Suzuki LCR 1000	1:41.379	+23.817	69.504	2	Lime Logistics

Chief Timekeeper

Orbits 4



www.amb-it.com

www.mylaps.com

Licensed to: RS Sports Timing



2 - BMCRC - MRO CHAMPIONSHIPS 2008

BRITISH F1 SIDECAR CHAMPIONSHIP

DONINGTON PARK NATIONAL 1.957 Miles

PRACTICE

22/03/2008 11:39

Practice

Lap	Lap Tm	Diff	Time of Day
(77) Reeves/Farrance			
1	-:--		11:40:49.798
2	1:25.933	+8.371	11:42:15.731
3	1:21.184	+3.622	11:43:36.915
4	1:19.130	+1.568	11:44:56.045
5	1:17.562	-	11:46:13.607
6	1:18.655	+1.093	11:47:32.262

(66) Muldoon/Barrett			
1	-:--		11:41:05.623
2	1:36.803	+17.338	11:42:42.426
3	1:26.323	+6.858	11:44:08.749
4	1:24.350	+4.885	11:45:33.099
5	1:19.465	-	11:46:52.564

(44) Body/Stevens			
1	-:--		11:41:02.718
2	1:32.409	+9.996	11:42:35.127
3	1:26.953	+4.540	11:44:02.080
4	1:22.413	-	11:45:24.493
5	1:24.283	+1.870	11:46:48.776

(48) Knapton/Miller			
1	-:--		11:41:12.422
2	1:40.603	+16.483	11:42:53.025
3	1:30.138	+6.018	11:44:23.163
4	1:31.658	+7.538	11:45:54.821
5	1:24.120	-	11:47:18.941

(16) Peach/Richardson			
1	-:--		11:40:52.285
2	1:26.435	-	11:42:18.720
3	1:32.990	+6.555	11:43:51.710

(37) Knight/Knight			
1	-:--		11:41:14.419
2	1:33.206	+6.611	11:42:47.625
3	1:33.082	+6.487	11:44:20.707
4	1:26.595	-	11:45:47.302

(69) Williamson/Murray			
1	-:--		11:41:14.745
2	1:33.581	+6.807	11:42:48.326
3	1:33.004	+6.230	11:44:21.330
4	1:26.774	-	11:45:48.104

(26) Shand/Belsey			
1	-:--		11:41:04.395
2	1:35.476	+8.343	11:42:39.871
3	1:29.771	+2.638	11:44:09.642
4	1:27.133	-	11:45:36.775

(72) Lawrie/Connell			
1	-:--		11:41:17.214
2	1:35.617	+7.544	11:42:52.831
3	1:30.105	+2.032	11:44:22.936
4	1:32.497	+4.424	11:45:55.433
5	1:28.073	-	11:47:23.506

(15) Gatt/Randall			
1	-:--		11:41:15.326
2	1:33.172	+4.368	11:42:48.498
3	1:33.150	+4.346	11:44:21.648
4	1:28.804	-	11:45:50.452

Lap	Lap Tm	Diff	Time of Day
(21) Gray/Porter			
1	-:--		11:41:03.331
2	1:33.735	+4.321	11:42:37.066
3	1:29.414	-	11:44:06.480
4	1:29.448	+0.034	11:45:35.928
5	1:32.433	+3.019	11:47:08.361

(49) Lovelock/Lawrence			
1	-:--		11:41:25.073
2	1:45.358	+15.040	11:43:10.431
3	1:34.674	+4.356	11:44:45.105
4	1:30.318	-	11:46:15.423
5	1:30.822	+0.504	11:47:46.245

(75) Peddar/Steadman			
1	-:--		11:41:10.404
2	1:35.015	+2.802	11:42:45.419
3	1:32.213	-	11:44:17.632
4	1:43.031	+10.818	11:46:00.663

(73) Chaplow/Evanson			
1	-:--		11:41:16.647
2	1:35.677	+3.268	11:42:52.324
3	1:32.810	+0.401	11:44:25.134
4	1:32.409	-	11:45:57.543

(9) Norbury/Knapton			
1	-:--		11:41:02.439
2	1:42.728	+8.291	11:42:45.167
3	1:35.224	+0.787	11:44:20.391
4	1:34.437	-	11:45:54.828

(11) Gilbert/Long			
1	-:--		11:41:04.644
2	1:41.348	+6.669	11:42:45.992
3	1:35.375	+0.696	11:44:21.367
4	1:34.679	-	11:45:56.046

(7) Green/Two			
1	-:--		11:40:58.233
2	1:43.045	+5.038	11:42:41.278
3	1:39.122	+1.115	11:44:20.400
4	1:38.007	-	11:45:58.407

(99) Morrissey/Biggs			
1	-:--		11:41:05.441
2	1:41.379	-	11:42:46.820
3	1:48.452	+7.073	11:44:35.272

Chief Timekeeper

Orbits 4



www.amb-it.com
www.mylaps.com

Licensed to: RS Sports Timing



2 - BMCRC - MRO CHAMPIONSHIPS 2008

Sorted on Best Lap time

BRITISH F1 SIDECAR CHAMPIONSHIP

DONINGTON PARK NATIONAL 1.957 Miles

1ST QUALIFYING

22/03/2008 15:15

Qualify

Pos	No.	Name	Class	Bike	Best Tm	Diff	Best Spd	In Lap	Sponsor
1	77	Reeves/Farrance	F1	Suzuki LCR 1000	1:11.878	-	98.031	5	Eastern Airways
2	9	Norbury/Knapton	F1	Suzuki LCR 1000	1:15.040	+3.162	93.900	9	Lockside Engineering
3	75	Peddar/Steadman	F1	Suzuki LCR 1000	1:15.206	+3.328	93.693	8	G&SJ Johnson
4	15	Gatt/Randall	F1	Suzuki LCR 1000	1:15.364	+3.486	93.497	7	Team Vagabond
5	49	Lovelock/Lawrence	F1	Suzuki LCR 1000	1:15.609	+3.731	93.194	8	
6	48	Knapton/Miller	C	Suzuki Baker 1000	1:16.408	+4.530	92.219	8	
7	16	Peach/Richardson	F1	Suzuki LCR 1000	1:16.498	+4.620	92.111	7	L & W Contractors
8	99	Morrisey/Biggs	F1	Suzuki LCR 1000	1:16.666	+4.788	91.909	7	Lime Logistics
9	69	Williamson/Murray	C	Suzuki Windle 1000	1:17.166	+5.288	91.313	6	Stretton Motors
10	66	Muldoon/Barrett	F1	Suzuki LCR 1000	1:17.261	+5.383	91.201	6	S.M.R
11	37	Knight/Knight	F1	Suzuki LCR 1000	1:17.347	+5.469	91.100	4	Redline Superbikes
12	11	Gilbert/Long	C	Yamaha LCR 1000	1:17.720	+5.842	90.662	6	Paul Gilbert Gas Ltd
13	44	Body/Stevens	F1	Suzuki LCR 1000	1:19.182	+7.304	88.988	4	Lime Logistics
14	26	Shand/Belsey	F1	Suzuki LCR 1000	1:19.382	+7.504	88.764	6	
15	72	Lawrie/Connell	C	Suzuki LCR 1000	1:21.626	+9.748	86.324	8	MV Commercial
16	21	Gray/Porter	F1	Yamaha LCR 1000	1:24.830	+12.952	83.064	2	Powerbiking
17	7	Green/Two	F1	Honda LCR 1000	1:26.320	+14.442	81.630	2	
18	73	Chaplow/Evanson	C	Suzuki LCR 1000	----	-	-	0	Redline Superbikes Ltd

Chief Timekeeper

Orbits 4



www.amb-it.com
www.mylaps.com

Licensed to: RS Sports Timing



2 - BMCRC - MRO CHAMPIONSHIPS 2008

BRITISH F1 SIDECAR CHAMPIONSHIP

DONINGTON PARK NATIONAL 1.957 Miles

1ST QUALIFYING

22/03/2008 15:15

Qualify

Lap	Lap Tm	Diff	Time of Day
(77) Reeves/Farrance			
1	1:18.056	+6.178	15:18:33.076
2	1:13.815	+1.937	15:19:46.891
3	1:13.157	+1.279	15:21:00.048
4	1:12.833	+0.955	15:22:12.881
5	1:11.878	-	15:23:24.759
6	1:19.450	+7.572	15:24:44.209

(9) Norbury/Knapton			
1	1:30.821	+15.781	15:18:58.184
2	1:23.254	+8.214	15:20:21.438
3	1:20.008	+4.968	15:21:41.446
4	1:18.114	+3.074	15:22:59.560
5	1:17.725	+2.685	15:24:17.285
6	1:17.907	+2.867	15:25:35.192
7	1:16.216	+1.176	15:26:51.408
8	1:15.481	+0.441	15:28:06.889
9	1:15.040	-	15:29:21.929

(75) Peddar/Steadman			
1	1:26.640	+11.434	15:19:08.345
2	1:22.795	+7.589	15:20:31.140
3	1:21.020	+5.814	15:21:52.160
4	1:20.480	+5.274	15:23:12.640
5	1:19.454	+4.248	15:24:32.094
6	1:17.502	+2.296	15:25:49.596
7	1:17.471	+2.265	15:27:07.067
8	1:15.206	-	15:28:22.273

(15) Gatt/Randall			
1	1:22.600	+7.236	15:18:42.993
2	1:19.985	+4.621	15:20:02.978
3	1:25.278	+9.914	15:21:28.256
4	3:27.289	+2:11.925	15:24:55.545
5	1:17.101	+1.737	15:26:12.646
6	1:16.408	+1.044	15:27:29.054
7	1:15.364	-	15:28:44.418

(49) Lovelock/Lawrence			
1	1:25.977	+10.368	15:20:25.567
2	1:18.606	+2.997	15:21:44.173
3	1:16.926	+1.317	15:23:01.099
4	1:16.765	+1.156	15:24:17.864
5	1:17.065	+1.456	15:25:34.929
6	1:15.656	+0.047	15:26:50.585
7	1:16.881	+1.272	15:28:07.466
8	1:15.609	-	15:29:23.075

(48) Knapton/Miller			
1	1:21.358	+4.950	15:19:08.949
2	1:21.496	+5.088	15:20:30.445
3	1:19.028	+2.620	15:21:49.473
4	1:19.304	+2.896	15:23:08.777
5	1:18.826	+2.418	15:24:27.603
6	1:18.746	+2.338	15:25:46.349
7	1:18.520	+2.112	15:27:04.869
8	1:16.408	-	15:28:21.277

(16) Peach/Richardson			
1	1:24.397	+7.899	15:18:52.378
2	1:21.179	+4.681	15:20:13.557
3	1:19.251	+2.753	15:21:32.808
4	1:18.871	+2.373	15:22:51.679
5	1:18.420	+1.922	15:24:10.099
6	1:20.387	+3.889	15:25:30.486

7	1:16.498	-	15:26:46.984
8	1:26.007	+9.509	15:28:12.991

(99) Morrissey/Biggs			
1	1:26.430	+9.764	15:18:54.188
2	1:20.960	+4.294	15:20:15.148
3	1:18.671	+2.005	15:21:33.819
4	1:18.525	+1.859	15:22:52.344
5	1:19.418	+2.752	15:24:11.762
6	1:17.528	+0.862	15:25:29.290
7	1:16.666	-	15:26:45.956
8	1:24.925	+8.259	15:28:10.881

(69) Williamson/Murray			
1	1:20.703	+3.537	15:19:13.325
2	1:18.721	+1.555	15:20:32.046
3	1:20.701	+3.535	15:21:52.747
4	1:20.656	+3.490	15:23:13.403
5	1:19.471	+2.305	15:24:32.874
6	1:17.166	-	15:25:50.040
7	1:17.544	+0.378	15:27:07.584

(66) Muldoon/Barrett			
1	1:30.727	+13.466	15:19:01.227
2	1:25.754	+8.493	15:20:26.981
3	1:20.394	+3.133	15:21:47.375
4	1:31.890	+14.629	15:23:19.265
5	1:24.249	+6.988	15:24:43.514
6	1:17.261	-	15:26:00.775
7	1:26.763	+9.502	15:27:27.538

(37) Knight/Knight			
1	1:25.157	+7.810	15:19:01.135
2	1:23.398	+6.051	15:20:24.533
3	1:18.118	+0.771	15:21:42.651
4	1:17.347	-	15:22:59.998
5	1:28.352	+11.005	15:24:28.350

(11) Gilbert/Long			
1	1:28.477	+10.757	15:18:59.994
2	1:20.927	+3.207	15:20:20.921
3	1:18.652	+0.932	15:21:39.573
4	1:19.157	+1.437	15:22:58.730
5	1:18.256	+0.536	15:24:16.986
6	1:17.720	-	15:25:34.706
7	1:22.847	+5.127	15:26:57.553

(44) Body/Stevens			
1	1:25.182	+6.000	15:19:00.521
2	1:24.946	+5.764	15:20:25.467
3	1:20.892	+1.710	15:21:46.359
4	1:19.182	-	15:23:05.541
5	1:27.059	+7.877	15:24:32.600

(26) Shand/Belsey			
1	1:26.731	+7.349	15:18:59.970
2	1:24.647	+5.265	15:20:24.617
3	1:22.366	+2.984	15:21:46.983
4	1:20.584	+1.202	15:23:07.567
5	1:21.494	+2.112	15:24:29.061
6	1:19.382	-	15:25:48.443
7	1:19.763	+0.381	15:27:08.206

(72) Lawrie/Connell			
1	1:29.171	+7.545	15:18:58.112
2	1:27.235	+5.609	15:20:25.347

Chief Timekeeper

Orbits 4



www.amb-it.com

www.mylaps.com

Licensed to: RS Sports Timing



2 - BMCRC - MRO CHAMPIONSHIPS 2008

Sorted on Best Lap time

BRITISH F1 SIDECAR CHAMPIONSHIP

DONINGTON PARK NATIONAL 1.957 Miles

2ND QUALIFYING

22/03/2008 17:41

Qualify

Pos	No.	Name	Class	Bike	Best Tm	Diff	Best Spd	In Lap	Sponsor
1	77	Reeves/Farrance	F1	Suzuki LCR 1000	1:12.943	-	96.600	6	Eastern Airways
2	66	Muldoon/Barrett	F1	Suzuki LCR 1000	1:13.507	+0.564	95.859	4	S.M.R
3	15	Gatt/Randall	F1	Suzuki LCR 1000	1:13.841	+0.898	95.425	4	Team Vagabond
4	16	Peach/Richardson	F1	Suzuki LCR 1000	1:15.285	+2.342	93.595	3	L & W Contractors
5	49	Lovelock/Lawrence	F1	Suzuki LCR 1000	1:16.028	+3.085	92.680	6	
6	11	Gilbert/Long	C	Yamaha LCR 1000	1:16.162	+3.219	92.517	5	Paul Gilbert Gas Ltd
7	48	Knapton/Miller	C	Suzuki Baker 1000	1:16.191	+3.248	92.482	4	
8	69	Williamson/Murray	C	Suzuki Windle 1000	1:16.757	+3.814	91.800	3	Stretton Motors
9	9	Norbury/Knapton	F1	Suzuki LCR 1000	1:17.095	+4.152	91.397	6	Lockside Engineering
10	37	Knight/Knight	F1	Suzuki LCR 1000	1:17.112	+4.169	91.377	3	Redline Superbikes
11	44	Body/Stevens	F1	Suzuki LCR 1000	1:17.267	+4.324	91.194	4	Lime Logistics
12	75	Peddar/Steadman	F1	Suzuki LCR 1000	1:17.650	+4.707	90.744	5	G&SJ Johnson
13	99	Morrissey/Biggs	F1	Suzuki LCR 1000	1:17.670	+4.727	90.721	4	Lime Logistics
14	26	Shand/Belsey	F1	Suzuki LCR 1000	1:19.024	+6.081	89.166	5	
15	72	Lawrie/Connell	C	Suzuki LCR 1000	1:22.290	+9.347	85.627	6	MV Commercial
16	73	Chaplow/Evanson	C	Suzuki LCR 1000	1:24.108	+11.165	83.777	5	Redline Superbikes Ltd
17	7	Green/Two	F1	Honda LCR 1000	1:27.469	+14.526	80.557	3	

Chief Timekeeper

Orbits 4



www.amb-it.com
www.mylaps.com

Licensed to: RS Sports Timing



2 - BMCRC - MRO CHAMPIONSHIPS 2008

BRITISH F1 SIDECAR CHAMPIONSHIP

DONINGTON PARK NATIONAL 1.957 Miles

2ND QUALIFYING

22/03/2008 17:41

Qualify

Lap	Lap Tm	Diff	Time of Day
(77) Reeves/Farrance			
1	1:19.609	+6.666	17:44:55.338
2	1:14.695	+1.752	17:46:10.033
3	1:13.181	+0.238	17:47:23.214
4	1:13.597	+0.654	17:48:36.811
5	1:13.314	+0.371	17:49:50.125
6	1:12.943	-	17:51:03.068
7	1:26.187	+13.244	17:52:29.255

(66) Muldoon/Barrett			
1	1:19.046	+5.539	17:43:42.223
2	1:15.977	+2.470	17:44:58.200
3	1:14.582	+1.075	17:46:12.782
4	1:13.507	-	17:47:26.289
5	1:14.091	+0.584	17:48:40.380
6	1:54.000	+40.493	17:50:34.380

(15) Gatt/Randall			
1	1:20.207	+6.366	17:43:44.380
2	1:16.532	+2.691	17:45:00.912
3	1:15.261	+1.420	17:46:16.173
4	1:13.841	-	17:47:30.014
5	1:14.329	+0.488	17:48:44.343
6	1:31.678	+17.837	17:50:16.021

(16) Peach/Richardson			
1	1:20.425	+5.140	17:43:45.572
2	1:16.701	+1.416	17:45:02.273
3	1:15.285	-	17:46:17.558
4	3:31.338	+2:16.053	17:49:48.896

(49) Lovelock/Lawrence			
1	1:23.461	+7.433	17:44:03.990
2	1:17.606	+1.578	17:45:21.596
3	1:16.087	+0.059	17:46:37.683
4	1:17.353	+1.325	17:47:55.036
5	1:16.586	+0.558	17:49:11.622
6	1:16.028	-	17:50:27.650
7	1:16.106	+0.078	17:51:43.756
8	1:26.530	+10.502	17:53:10.286

(11) Gilbert/Long			
1	1:24.163	+8.001	17:44:06.371
2	1:18.671	+2.509	17:45:25.042
3	1:17.393	+1.231	17:46:42.435
4	1:16.449	+0.287	17:47:58.884
5	1:16.162	-	17:49:15.046
6	1:16.270	+0.108	17:50:31.316
7	1:30.064	+13.902	17:52:01.380

(48) Knapton/Miller			
1	1:24.283	+8.092	17:44:06.568
2	1:19.561	+3.370	17:45:26.129
3	1:17.247	+1.056	17:46:43.376
4	1:16.191	-	17:47:59.567
5	1:17.962	+1.771	17:49:17.529
6	1:16.889	+0.698	17:50:34.418
7	1:17.247	+1.056	17:51:51.665
8	1:18.949	+2.758	17:53:10.614

(69) Williamson/Murray			
1	1:24.789	+8.032	17:44:05.506
2	1:18.476	+1.719	17:45:23.982
3	1:16.757	-	17:46:40.739
4	1:18.329	+1.572	17:47:59.068

(9) Norbury/Knapton			
1	1:29.026	+11.931	17:44:08.647
2	1:25.203	+8.108	17:45:33.850
3	1:21.331	+4.236	17:46:55.181
4	1:19.614	+2.519	17:48:14.795
5	1:18.477	+1.382	17:49:33.272
6	1:17.095	-	17:50:50.367
7	1:24.982	+7.887	17:52:15.349

(37) Knight/Knight			
1	1:24.641	+7.529	17:44:08.829
2	1:20.398	+3.286	17:45:29.227
3	1:17.112	-	17:46:46.339
4	1:29.275	+12.163	17:48:15.614
5	1:49.407	+32.295	17:50:05.021
6	3:12.921	+1:55.809	17:53:17.942

(44) Body/Stevens			
1	1:25.908	+8.641	17:44:07.070
2	1:19.683	+2.416	17:45:26.753
3	1:18.815	+1.548	17:46:45.568
4	1:17.267	-	17:48:02.835
5	1:18.206	+0.939	17:49:21.041
6	1:17.505	+0.238	17:50:38.546
7	1:23.397	+6.130	17:52:01.943
8	1:54.609	+37.342	17:53:56.552

(75) Peddar/Steadman			
1	1:25.050	+7.400	17:43:56.007
2	1:21.363	+3.713	17:45:17.370
3	1:18.580	+0.930	17:46:35.950
4	1:17.752	+0.102	17:47:53.702
5	1:17.650	-	17:49:11.352
6	1:18.078	+0.428	17:50:29.430
7	1:17.949	+0.299	17:51:47.379
8	1:17.934	+0.284	17:53:05.313

(99) Morrissey/Biggs			
1	1:25.705	+8.035	17:44:08.624
2	1:19.457	+1.787	17:45:28.081
3	1:17.789	+0.119	17:46:45.870
4	1:17.670	-	17:48:03.540
5	1:30.965	+13.295	17:49:34.505

(26) Shand/Belsey			
1	1:25.703	+6.679	17:44:07.920
2	1:21.197	+2.173	17:45:29.117
3	1:19.494	+0.470	17:46:48.611
4	1:19.348	+0.324	17:48:07.959
5	1:19.024	-	17:49:26.983
6	1:23.772	+4.748	17:50:50.755

(72) Lawrie/Connell			
1	1:29.615	+7.325	17:44:17.851
2	1:24.555	+2.265	17:45:42.406
3	1:23.683	+1.393	17:47:06.089
4	1:22.536	+0.246	17:48:28.625
5	1:22.873	+0.583	17:49:51.498
6	1:22.290	-	17:51:13.788
7	1:28.545	+6.255	17:52:42.333
8	2:15.611	+53.321	17:54:57.944

(73) Chaplow/Evanson			
1	1:31.514	+7.406	17:44:18.839
2	1:27.047	+2.939	17:45:45.886

3	1:26.924	+2.816	17:47:12.810
4	1:27.308	+3.200	17:48:40.118
5	1:24.108	-	17:50:04.226
6	1:25.830	+1.722	17:51:30.056
7	1:49.793	+25.685	17:53:19.849

(7) Green/Two			
1	1:31.490	+4.021	17:44:15.359
2	1:29.542	+2.073	17:45:44.901
3	1:27.469	-	17:47:12.370
4	1:29.992	+2.523	17:48:42.362
5	1:32.991	+5.522	17:50:15.353
6	1:38.105	+10.636	17:51:53.458

Chief Timekeeper

Orbits 4



www.amb-it.com
www.mylaps.com

Licensed to: RS Sports Timing



2 - BMCRC - MRO CHAMPIONSHIPS 2008

BRITISH F1 SIDECAR CHAMPIONSHIP

DONINGTON PARK NATIONAL 1.957 Miles

COMBINED QUALIFYING

Pos	No.	Name	Class	Bike	Overall BestTm	Diff	In Session	R1. Best Tm	R2. Best Tm	Sponsor
1	77	Reeves/Farrance	F1	Suzuki LCR 1000	1:11.878	-	1ST QUALIFYING	1:11.878	1:12.943	Eastern Airways
2	66	Muldoon/Barrett	F1	Suzuki LCR 1000	1:13.507	+1.629	2ND QUALIFYING	1:17.261	1:13.507	S.M.R
3	15	Gatt/Randall	F1	Suzuki LCR 1000	1:13.841	+1.963	2ND QUALIFYING	1:15.364	1:13.841	Team Vagabond
4	9	Norbury/Knapton	F1	Suzuki LCR 1000	1:15.040	+3.162	1ST QUALIFYING	1:15.040	1:17.095	Lockside Engineering
5	75	Peddar/Steadman	F1	Suzuki LCR 1000	1:15.206	+3.328	1ST QUALIFYING	1:15.206	1:17.650	G&SJ Johnson
6	16	Peach/Richardson	F1	Suzuki LCR 1000	1:15.285	+3.407	2ND QUALIFYING	1:16.498	1:15.285	L & W Contractors
7	49	Lovelock/Lawrence	F1	Suzuki LCR 1000	1:15.609	+3.731	1ST QUALIFYING	1:15.609	1:16.028	
8	11	Gilbert/Long	C	Yamaha LCR 1000	1:16.162	+4.284	2ND QUALIFYING	1:17.720	1:16.162	Paul Gilbert Gas Ltd
9	48	Knapton/Miller	C	Suzuki Baker 1000	1:16.191	+4.313	2ND QUALIFYING	1:16.408	1:16.191	
10	99	Morrisey/Biggs	F1	Suzuki LCR 1000	1:16.666	+4.788	1ST QUALIFYING	1:16.666	1:17.670	Lime Logistics
11	69	Williamson/Murray	C	Suzuki Windle 1000	1:16.757	+4.879	2ND QUALIFYING	1:17.166	1:16.757	Stretton Motors
12	37	Knight/Knight	F1	Suzuki LCR 1000	1:17.112	+5.234	2ND QUALIFYING	1:17.347	1:17.112	Redline Superbikes
13	44	Body/Stevens	F1	Suzuki LCR 1000	1:17.267	+5.389	2ND QUALIFYING	1:19.182	1:17.267	Lime Logistics
14	26	Shand/Belsey	F1	Suzuki LCR 1000	1:19.024	+7.146	2ND QUALIFYING	1:19.382	1:19.024	
15	72	Lawrie/Connell	C	Suzuki LCR 1000	1:21.626	+9.748	1ST QUALIFYING	1:21.626	1:22.290	MV Commercial
16	73	Chaplow/Evanson	C	Suzuki LCR 1000	1:24.108	+12.230	2ND QUALIFYING	-:---	1:24.108	Redline Superbikes Ltd
17	21	Gray/Porter	F1	Yamaha LCR 1000	1:24.830	+12.952	1ST QUALIFYING	1:24.830	-:---	Powerbiking
18	7	Green/Two	F1	Honda LCR 1000	1:26.320	+14.442	1ST QUALIFYING	1:26.320	1:27.469	

Chief Timekeeper

Orbits 4



www.amb-it.com

www.mylaps.com

Licensed to: RS Sports Timing



2 - BMCRC - MRO CHAMPIONSHIPS 2008

Sorted on Laps

BRITISH F1 SIDECAR CHAMPIONSHIP

DONINGTON PARK NATIONAL 1.957 Miles

RACE 6

23/03/2008 11:43

Race (11 Laps)

Pos	No.	Name	Class	Bike	Laps	Total Tm	Diff	Avg. Speed	Best Tm	In Lap	Best Spd	Sponsor
1	77	Reeves/Farrance	F1	Suzuki LCR 1000	11	13:48.261	-	93.581	1:14.182	11	94.986	Eastern Airways
2	66	Muldoon/Barrett	F1	Suzuki LCR 1000	11	14:00.280	+12.019	92.242	1:14.864	4	94.121	S.M.R
3	15	Gatt/Randall	F1	Suzuki LCR 1000	11	14:04.731	+16.470	91.756	1:15.152	6	93.760	PRB Tools
4	75	Peddar/Steadman	F1	Suzuki LCR 1000	11	14:12.070	+23.809	90.966	1:14.623	10	94.425	G&SJ Johnson
5	49	Lovelock/Lawrence	F1	Suzuki LCR 1000	11	14:18.409	+30.148	90.294	1:16.210	7	92.459	
6	16	Peach/Richardson	F1	Suzuki LCR 1000	11	14:24.192	+35.931	89.690	1:16.668	7	91.906	L & W Contractors
7	48	Knapton/Miller	C	Suzuki Baker 1000	11	14:25.101	+36.840	89.595	1:16.975	10	91.540	
8	37	Knight/Knight	F1	Suzuki LCR 1000	11	14:25.353	+37.092	89.569	1:16.611	7	91.975	Redline Superbikes
9	99	Morrisey/Biggs	F1	Suzuki LCR 1000	11	14:25.914	+37.653	89.511	1:16.858	9	91.679	Lime Logistics
10	69	Williamson/Murray	C	Suzuki Windle 1000	11	14:30.661	+42.400	89.023	1:16.750	6	91.808	Stretton Motors
11	44	Body/Stevens	F1	Suzuki LCR 1000	11	14:36.023	+47.762	88.478	1:17.546	8	90.866	Lime Logistics
12	26	Shand/Belsey	F1	Suzuki LCR 1000	11	14:38.172	+49.911	88.262	1:17.917	10	90.433	
13	72	Lawrie/Connell	C	Suzuki LCR 1000	11	14:55.712	+1:07.451	86.533	1:18.694	8	89.540	MV Commercial
14	73	Chaplow/Evanson	C	Suzuki LCR 1000	10	13:49.496	1 Lap	84.947	1:20.466	5	87.568	Redline Superbikes Ltd
15	7	Green/Two	F1	Honda LCR 1000	10	14:14.601	+25.105	82.451	1:22.340	4	85.575	

Not classified

DNF	11	Gilbert/Long	C	Yamaha LCR 1000	3	4:09.219	-	84.820	1:18.513	2	89.747	Paul Gilbert Gas Ltd
DNF	9	Norbury/Knapton	F1	Suzuki LCR 1000	2	2:43.221	-	86.340	1:18.434	2	89.837	Lockside Engineering

Margin of Victory	Avg. Speed	Best Lap Tm	Best Spd	Best Lap by
+12.019	93.581	1:14.182	94.986	[77] Reeves/Farrance

Chief Timekeeper

Orbits 4



www.amb-it.com
www.mylaps.com

Licensed to: RS Sports Timing



2 - BMCRC - MRO CHAMPIONSHIPS 2008

Lapchart


BRITISH F1 SIDECAR CHAMPIONSHIP

DONINGTON PARK NATIONAL 1.957 Miles

RACE 6

23/03/2008 11:43

Race (11 Laps)



Competitors	Laps											
	1	2	3	4	5	6	7	8	9	10	11	
Reeves/Farrance (77)	1	77	77	77	77	77	77	77	77	77	77	77
Muldoon/Barrett (66)	2	66	66	66	66	66	66	66	66	66	66	66
Gatt/Randall (15)	3	15	15	15	15	15	15	15	15	15	15	15
Norbury/Knapton (9)	4	9	9	49	49	49	49	49	49	75	75	75
Gilbert/Long (11)	5	11	11	48	48	16	75	75	75	49	49	49
Knapton/Miller (48)	6	48	49	16	16	75	16	16	16	16	16	16
Lovelock/Lawrence (49)	7	49	48	99	75	48	48	48	48	48	48	48
Peach/Richardson (16)	8	16	16	75	99	99	99	37	37	37	37	37
Morrissey/Biggs (99)	9	99	99	37	37	37	37	99	99	99	99	99
Peddar/Steadman (75)	10	75	75	11	26	69	69	69	69	69	69	69
Shand/Belsey (26)	11	26	37	26	69	26	26	26	44	44	44	44
Knight/Knight (37)	12	37	26	69	44	44	44	44	26	26	26	26
Williamson/Murray (69)	13	69	69	44	72	72	72	72	72	72	72	72
Lawrie/Connell (72)	14	72	44	72	73	73	73	73	73	73	73	73
Body/Stevens (44)	15	44	72	73	7	7	7	7	7	7	7	7
Chaplow/Evanson (73)	16	73	73	7								
Green/Two (7)	17	7	7									

Chief Timekeeper

Orbits 4



www.amb-it.com
www.mylaps.com

Licensed to: RS Sports Timing



2 - BMCRC - MRO CHAMPIONSHIPS 2008

BRITISH F1 SIDECAR CHAMPIONSHIP

DONINGTON PARK NATIONAL 1.957 Miles

RACE 6

23/03/2008 11:43

Race (11 Laps)

Lap	Lap Tm	Diff	Time of Day
(77) Reeves/Farrance			
1	-:--		11:44:45.931
2	1:15.978	+1.796	11:46:01.909
3	1:15.821	+1.639	11:47:17.730
4	1:14.449	+0.267	11:48:32.179
5	1:14.363	+0.181	11:49:46.542
6	1:14.922	+0.740	11:51:01.464
7	1:14.734	+0.552	11:52:16.198
8	1:14.416	+0.234	11:53:30.614
9	1:14.473	+0.291	11:54:45.087
10	1:14.685	+0.503	11:55:59.772
11	1:14.182	-	11:57:13.954

(66) Muldoon/Barrett			
1	-:--		11:44:48.110
2	1:16.487	+1.623	11:46:04.597
3	1:15.744	+0.880	11:47:20.341
4	1:14.864	-	11:48:35.205
5	1:15.822	+0.958	11:49:51.027
6	1:15.381	+0.517	11:51:06.408
7	1:15.524	+0.660	11:52:21.932
8	1:15.432	+0.568	11:53:37.364
9	1:15.573	+0.709	11:54:52.937
10	1:16.394	+1.530	11:56:09.331
11	1:16.642	+1.778	11:57:25.973

(15) Gatt/Randall			
1	-:--		11:44:48.673
2	1:16.988	+1.836	11:46:05.661
3	1:16.059	+0.907	11:47:21.720
4	1:16.094	+0.942	11:48:37.814
5	1:15.794	+0.642	11:49:53.608
6	1:15.152	-	11:51:08.760
7	1:15.464	+0.312	11:52:24.224
8	1:16.339	+1.187	11:53:40.563
9	1:16.379	+1.227	11:54:56.942
10	1:16.322	+1.170	11:56:13.264
11	1:17.160	+2.008	11:57:30.424

(75) Peddar/Steadman			
1	-:--		11:44:53.672
2	1:18.694	+4.071	11:46:12.366
3	1:19.524	+4.901	11:47:31.890
4	1:16.853	+2.230	11:48:48.743
5	1:17.810	+3.187	11:50:06.553
6	1:15.676	+1.053	11:51:22.229
7	1:15.504	+0.881	11:52:37.733
8	1:14.807	+0.184	11:53:52.540
9	1:14.754	+0.131	11:55:07.294
10	1:14.623	-	11:56:21.917
11	1:15.846	+1.223	11:57:37.763

(49) Lovelock/Lawrence			
1	-:--		11:44:51.908
2	1:18.044	+1.834	11:46:09.952
3	1:18.390	+2.180	11:47:28.342
4	1:17.004	+0.794	11:48:45.346
5	1:18.031	+1.821	11:50:03.377
6	1:16.468	+0.258	11:51:19.845
7	1:16.210	-	11:52:36.055
8	1:16.372	+0.162	11:53:52.427
9	1:16.864	+0.654	11:55:09.291
10	1:17.739	+1.529	11:56:27.030
11	1:17.072	+0.862	11:57:44.102

(16) Peach/Richardson			
1	-:--		11:44:52.924
2	1:18.269	+1.601	11:46:11.193
3	1:20.109	+3.441	11:47:31.302
4	1:16.968	+0.300	11:48:48.270
5	1:18.045	+1.377	11:50:06.315
6	1:17.480	+0.812	11:51:23.795
7	1:16.668	-	11:52:40.463
8	1:17.122	+0.454	11:53:57.585
9	1:17.489	+0.821	11:55:15.074
10	1:17.530	+0.862	11:56:32.604
11	1:17.281	+0.613	11:57:49.885

(48) Knapton/Miller			
1	-:--		11:44:51.591
2	1:18.647	+1.672	11:46:10.238
3	1:19.561	+2.586	11:47:29.799
4	1:18.014	+1.039	11:48:47.813
5	1:18.943	+1.968	11:50:06.756
6	1:18.161	+1.186	11:51:24.917
7	1:17.215	+0.240	11:52:42.132
8	1:17.501	+0.526	11:53:59.633
9	1:17.050	+0.075	11:55:16.683
10	1:16.975	-	11:56:33.658
11	1:17.136	+0.161	11:57:50.794

(37) Knight/Knight			
1	-:--		11:44:55.684
2	1:19.274	+2.663	11:46:14.958
3	1:18.850	+2.239	11:47:33.808
4	1:17.661	+1.050	11:48:51.469
5	1:17.340	+0.729	11:50:08.809
6	1:17.035	+0.424	11:51:25.844
7	1:16.611	-	11:52:42.455
8	1:17.607	+0.996	11:54:00.062
9	1:17.083	+0.472	11:55:17.145
10	1:16.874	+0.263	11:56:34.019
11	1:17.027	+0.416	11:57:51.046

(99) Morrisey/Biggs			
1	-:--		11:44:53.513
2	1:18.496	+1.638	11:46:12.009
3	1:19.607	+2.749	11:47:31.616
4	1:17.836	+0.978	11:48:49.452
5	1:18.733	+1.875	11:50:08.185
6	1:17.609	+0.751	11:51:25.794
7	1:17.623	+0.765	11:52:43.417
8	1:17.172	+0.314	11:54:00.589
9	1:16.858	-	11:55:17.447
10	1:16.983	+0.125	11:56:34.430
11	1:17.177	+0.319	11:57:51.607

(69) Williamson/Murray			
1	-:--		11:44:56.314
2	1:22.029	+5.279	11:46:18.343
3	1:18.780	+2.030	11:47:37.123
4	1:17.938	+1.188	11:48:55.061
5	1:17.129	+0.379	11:50:12.190
6	1:16.750	-	11:51:28.940
7	1:17.020	+0.270	11:52:45.960
8	1:17.265	+0.515	11:54:03.225
9	1:17.394	+0.644	11:55:20.619
10	1:17.452	+0.702	11:56:38.071
11	1:18.283	+1.533	11:57:56.354

(44) Body/Stevens			
--------------------------	--	--	--

Lap	Lap Tm	Diff	Time of Day
1	-:--		11:44:57.022
2	1:22.001	+4.455	11:46:19.023
3	1:19.438	+1.892	11:47:38.461
4	1:17.936	+0.390	11:48:56.397
5	1:17.876	+0.330	11:50:14.273
6	1:18.299	+0.753	11:51:32.572
7	1:17.799	+0.253	11:52:50.371
8	1:17.546	-	11:54:07.917
9	1:18.244	+0.698	11:55:26.161
10	1:17.754	+0.208	11:56:43.915
11	1:17.801	+0.255	11:58:01.716

(26) Shand/Belsey			
1	-:--		11:44:55.579
2	1:21.571	+3.654	11:46:17.150
3	1:19.136	+1.219	11:47:36.286
4	1:18.459	+0.542	11:48:54.745
5	1:17.971	+0.054	11:50:12.716
6	1:18.235	+0.318	11:51:30.951
7	1:18.773	+0.856	11:52:49.724
8	1:18.378	+0.461	11:54:08.102
9	1:19.193	+1.276	11:55:27.295
10	1:17.917	-	11:56:45.212
11	1:18.653	+0.736	11:58:03.865

(72) Lawrie/Connell			
1	-:--		11:44:56.829
2	1:23.010	+4.316	11:46:19.839
3	1:21.818	+3.124	11:47:41.657
4	1:20.352	+1.658	11:49:02.009
5	1:19.848	+1.154	11:50:21.857
6	1:19.601	+0.907	11:51:41.458
7	1:19.956	+1.262	11:53:01.414
8	1:18.694	-	11:54:20.108
9	1:20.652	+1.958	11:55:40.760
10	1:20.241	+1.547	11:57:01.001
11	1:20.404	+1.710	11:58:21.405

(73) Chaplow/Evanson			
1	-:--		11:44:58.191
2	1:22.566	+2.100	11:46:20.757
3	1:21.850	+1.384	11:47:42.607
4	1:21.518	+1.052	11:49:04.125
5	1:20.466	-	11:50:24.591
6	1:21.130	+0.664	11:51:45.721
7	1:22.764	+2.298	11:53:08.485
8	1:22.471	+2.005	11:54:30.956
9	1:22.285	+1.819	11:55:53.241
10	1:21.948	+1.482	11:57:15.189

(7) Green/Two			
1	-:--		11:44:59.132
2	1:22.727	+0.387	11:46:21.859
3	1:22.523	+0.183	11:47:44.382
4	1:22.340	-	11:49:06.722
5	1:23.181	+0.841	11:50:29.903
6	1:23.471	+1.131	11:51:53.374
7	1:24.763	+2.423	11:53:18.137
8	1:25.540	+3.200	11:54:43.677
9	1:28.788	+6.448	11:56:12.465
10	1:27.829	+5.489	11:57:40.294

(11) Gilbert/Long			
1	-:--		11:44:51.005
2	1:18.513	-	11:46:09.518
3	1:25.394	+6.881	11:47:34.912

Chief Timekeeper

Orbits 4



www.amb-it.com
www.mylaps.com

Licensed to: RS Sports Timing



2 - BMCRC - MRO CHAMPIONSHIPS 2008

BRITISH F1 SIDECAR CHAMPIONSHIP

DONINGTON PARK NATIONAL 1.957 Miles

RACE 6

23/03/2008 11:43

Race (11 Laps)

Lap	Lap Tm	Diff	Time of Day
(9) Norbury/Knapton			
1	-:--		11:44:50.480
2	1:18.434	-	11:46:08.914

Lap	Lap Tm	Diff	Time of Day
-----	--------	------	-------------

Lap	Lap Tm	Diff	Time of Day
-----	--------	------	-------------

Chief Timekeeper

Orbits 4



www.amb-it.com
www.mylaps.com

Licensed to: RS Sports Timing



2 - BMCRC - MRO CHAMPIONSHIPS 2008

Sorted on Laps

BRITISH F1 SIDECAR CHAMPIONSHIP

DONINGTON PARK NATIONAL 1.957 Miles

RACE 16

23/03/2008 15:49

Race (11 Laps)

Pos	No.	Name	Class	Bike	Laps	Total Tm	Diff	Avg. Speed	Best Tm	In Lap	Best Spd	Sponsor
1	77	Reeves/Farrance	F1	Suzuki LCR 1000	9	11:09.336	-	94.745	1:12.384	4	97.346	Eastern Airways
2	66	Muldoon/Barrett	F1	Suzuki LCR 1000	9	11:22.413	+13.077	92.930	1:13.533	5	95.825	S.M.R
3	15	Gatt/Randall	F1	Suzuki LCR 1000	9	11:31.552	+22.216	91.702	1:13.564	7	95.784	PRB Tools
4	49	Lovelock/Lawrence	F1	Suzuki LCR 1000	9	11:32.303	+22.967	91.602	1:14.568	8	94.495	
5	11	Gilbert/Long	C	Yamaha LCR 1000	9	11:47.384	+38.048	89.649	1:15.093	7	93.834	Paul Gilbert Gas Ltd
6	37	Knight/Knight	F1	Suzuki LCR 1000	9	11:53.167	+43.831	88.922	1:16.711	4	91.855	Redline Superbikes
7	99	Morrisey/Biggs	F1	Suzuki LCR 1000	9	11:53.430	+44.094	88.890	1:16.413	7	92.213	Lime Logistics
8	75	Peddar/Steadman	F1	Suzuki LCR 1000	9	11:53.510	+44.174	88.880	1:15.761	7	93.007	G&SJ Johnson
9	48	Knapton/Miller	C	Suzuki Baker 1000	9	11:53.705	+44.369	88.855	1:15.440	7	93.402	
10	26	Shand/Belsey	F1	Suzuki LCR 1000	9	11:58.738	+49.402	88.233	1:16.274	7	92.381	
11	72	Lawrie/Connell	C	Suzuki LCR 1000	9	12:13.694	+1:04.358	86.435	1:19.135	4	89.041	MV Commercial
12	73	Chaplow/Evanson	C	Suzuki LCR 1000	8	11:08.869	1 Lap	84.277	1:20.928	8	87.069	Redline Superbikes Ltd
13	7	Green/Two	F1	Honda LCR 1000	8	11:37.446	+28.577	80.824	1:24.019	6	83.865	
Not classified												
DNF	9	Norbury/Knapton	F1	Suzuki LCR 1000	9	11:47.197	-	89.673	1:15.227	6	93.667	Lockside Engineering
DNF	69	Williamson/Murray	C	Suzuki Windle 1000	9	12:01.350	-	87.914	1:16.795	6	91.754	Stretton Motors
DNF	16	Peach/Richardson	F1	Suzuki LCR 1000	7	9:03.790	-	90.704	1:15.843	6	92.906	L & W Contractors
DNF	44	Body/Stevens	F1	Suzuki LCR 1000	5	7:06.860	-	82.536	1:18.443	4	89.827	Lime Logistics

Announcements

RACE STOPPED.

Margin of Victory	Avg. Speed	Best Lap Tm	Best Spd	Best Lap by
+13.077	94.745	1:12.384	97.346	[77] Reeves/Farrance

Chief Timekeeper

Orbits 4



www.amb-it.com

www.mylaps.com

Licensed to: RS Sports Timing



2 - BMCRC - MRO CHAMPIONSHIPS 2008

Lapchart


BRITISH F1 SIDECAR CHAMPIONSHIP

DONINGTON PARK NATIONAL 1.957 Miles

RACE 16

23/03/2008 15:49

Race (11 Laps)



Competitors	Laps								
	1	2	3	4	5	6	7	8	9
Reeves/Farrance (77)	1	77	77	77	77	77	77	77	77
Muldoon/Barrett (66)	2	66	66	66	66	66	66	66	66
Peach/Richardson (16)	3	16	16	49	49	49	49	49	15
Gatt/Randall (15)	4	15	49	16	16	15	15	15	49
Lovelock/Lawrence (49)	5	49	15	15	15	16	16	11	9
Norbury/Knapton (9)	6	9	37	37	37	11	11	9	11
Knapton/Miller (48)	7	48	9	99	99	11	37	9	99
Knight/Knight (37)	8	37	48	11	11	99	9	37	99
Peddar/Steadman (75)	9	75	99	9	9	9	99	99	75
Morrissey/Biggs (99)	10	99	75	48	48	75	75	75	48
Body/Stevens (44)	11	44	69	75	75	48	48	48	26
Williamson/Murray (69)	12	69	11	69	44	69	69	69	69
Gilbert/Long (11)	13	11	44	44	69	26	26	26	72
Lawrie/Connell (72)	14	72	72	72	72	72	72	72	73
Shand/Belsey (26)	15	26	26	26	26	73	73	73	7
Chaplow/Evanson (73)	16	73	73	73	73	44	7	7	
Green/Two (7)	17	7	7	7	7	7			

Chief Timekeeper

Orbits 4



www.amb-it.com
www.mylaps.com

Licensed to: RS Sports Timing



2 - BMCRC - MRO CHAMPIONSHIPS 2008

BRITISH F1 SIDECAR CHAMPIONSHIP

DONINGTON PARK NATIONAL 1.957 Miles

RACE 16

23/03/2008 15:49

Race (11 Laps)

Table with 4 columns: Lap, Lap Tm, Diff, Time of Day. Driver: (77) Reeves/Farrance. Laps 1-9.

Table with 4 columns: Lap, Lap Tm, Diff, Time of Day. Driver: (66) Muldoon/Barrett. Laps 1-9.

Table with 4 columns: Lap, Lap Tm, Diff, Time of Day. Driver: (15) Gatt/Randall. Laps 1-9.

Table with 4 columns: Lap, Lap Tm, Diff, Time of Day. Driver: (49) Lovelock/Lawrence. Laps 1-9.

Table with 4 columns: Lap, Lap Tm, Diff, Time of Day. Driver: (11) Gilbert/Long. Laps 1-9.

Table with 4 columns: Lap, Lap Tm, Diff, Time of Day. Driver: (37) Knight/Knight. Laps 1-9.

Table with 4 columns: Lap, Lap Tm, Diff, Time of Day. Driver: (99) Morrisey/Biggs. Laps 1-9.

Table with 4 columns: Lap, Lap Tm, Diff, Time of Day. Driver: (75) Peddar/Steadman. Laps 1-9.

Table with 4 columns: Lap, Lap Tm, Diff, Time of Day. Driver: (48) Knapton/Miller. Laps 1-9.

Table with 4 columns: Lap, Lap Tm, Diff, Time of Day. Driver: (26) Shand/Belsey. Laps 1-9.

Table with 4 columns: Lap, Lap Tm, Diff, Time of Day. Driver: (72) Lawrie/Connell. Laps 1-9.

Table with 4 columns: Lap, Lap Tm, Diff, Time of Day. Driver: (73) Chaplow/Evanson. Laps 1-9.

Table with 4 columns: Lap, Lap Tm, Diff, Time of Day. Driver: (7) Green/Two. Laps 1-8.

Table with 4 columns: Lap, Lap Tm, Diff, Time of Day. Driver: (9) Norbury/Knapton. Laps 1-9.

Table with 4 columns: Lap, Lap Tm, Diff, Time of Day. Driver: (69) Williamson/Murray. Laps 1-9.

Table with 4 columns: Lap, Lap Tm, Diff, Time of Day. Driver: (16) Peach/Richardson. Laps 1-7.

Table with 4 columns: Lap, Lap Tm, Diff, Time of Day. Driver: (44) Body/Stevens. Laps 1-5.

Chief Timekeeper

Orbits 4



www.amb-it.com www.mylaps.com

Licensed to: RS Sports Timing



2 - BMCRC - MRO CHAMPIONSHIPS 2008

Sorted on Best Lap time

BMCRC POWERBIKES

DONINGTON PARK NATIONAL 1.957 Miles

QUALIFYING

22/03/2008 10:10

Qualify

Pos	No.	Name	Bike	Best Tm	Diff	Best Spd	In Lap	Sponsor
1	46	Luke De La Cour	Suzuki GSXR 1000	1:28.297	-	79.802	7	
2	65	Sam Warren	Yamaha R6 600	1:28.443	+0.146	79.670	8	Mission Racing
3	22	Joe Symonds	Yamaha R1 1000	1:29.262	+0.965	78.939	7	
4	48	Stephen Thomson	Suzuki GSXR 1000	1:29.653	+1.356	78.595	6	
5	5	Michael Neeves	Yamaha R1 1000	1:29.870	+1.573	78.405	7	Benjy Alloys/PJB Tech Services
6	83	Matt Lobb	Suzuki GSXR 1000	1:30.664	+2.367	77.719	8	Kim Daplin Electrical
7	29	Mark Lister	Suzuki GSXR 1000	1:30.931	+2.634	77.490	3	LCS/Orwell M/c's
8	74	Andrew Burke	Yamaha R1 1000	1:31.592	+3.295	76.931	8	Templemore Developments
9	77	Steve Jordan	Suzuki GSXR 1000	1:31.870	+3.573	76.698	6	
10	37	Mick Hancock	Suzuki GSXR 1000	1:32.010	+3.713	76.582	8	Entire Engineering
11	51	Adrian Chamlerlain	Suzuki GSXR 1000	1:32.348	+4.051	76.301	8	
12	7	Dean Bowling	Ducati S 1098	1:32.722	+4.425	75.994	7	
13	75	Peter Woodall	Honda CBR 1000	1:32.892	+4.595	75.855	6	
14	20	Oli Henderson	Suzuki GSXR 1000	1:32.956	+4.659	75.802	7	Easigrass
15	3	Peter Baker	Suzuki GSXR 1000	1:33.717	+5.420	75.187	2	Morello Roofing
16	79	Gerrard Fallon	Suzuki GSXR 1000	1:33.849	+5.552	75.081	8	
17	73	Mark Parrett	Yamaha R1 1000	1:33.859	+5.562	75.073	7	C&C Ltd
18	11	Christopher Frost	Suzuki GSXR 1000	1:34.435	+6.138	74.615	3	Alf's M/C's/Go Racing
19	87	Matt Flower	Yamaha R1 1000	1:36.059	+7.762	73.354	8	Bourne Racing
20	2	Oliver Dupuy	Kawasaki ZXR 1000	1:36.262	+7.965	73.199	6	ODR Kawasaki
21	8	Nick Daghorn	Yamaha R1 1000	1:37.137	+8.840	72.540	3	
22	88	Scott Halliday	Suzuki GSXR 1000	1:37.716	+9.419	72.110	5	
23	23	Xabier Gil	Yamaha R1 1000	1:39.899	+11.602	70.534	6	Servigroup.com
24	93	Garry Lawrence	Suzuki GSXR 1000	1:40.413	+12.116	70.173	8	Country Properties
25	12	Dave Diboll	Kawasaki ZXR 1000	1:41.795	+13.498	69.220	8	Top Cat Racing
26	31	Rob Currie	Suzuki GSXR 1000	1:42.219	+13.922	68.933	8	
27	99	Terry Gaskin	Suzuki GSXR 1000	1:42.520	+14.223	68.731	3	
28	15	Sam Smeeton	Honda VTR 1000	1:42.768	+14.471	68.565	6	
29	21	Pete Weston	Yamaha R1 1000	1:42.986	+14.689	68.420	8	Trentside Racing
30	55	Ricky Bull	Honda CBR 1000	1:44.411	+16.114	67.486	2	

Chief Timekeeper

Orbits 4



www.amb-it.com

www.mylaps.com

Licensed to: RS Sports Timing



2 - BMCRC - MRO CHAMPIONSHIPS 2008

BMCRC POWERBIKES

DONINGTON PARK NATIONAL 1.957 Miles

QUALIFYING

22/03/2008 10:10

Qualify

Lap	Lap Tm	Diff	Time of Day
(46) Luke De La Cour			
1	-:--		10:11:51.409
2	1:36.141	+7.844	10:13:27.550
3	1:33.004	+4.707	10:15:00.554
4	1:32.740	+4.443	10:16:33.294
5	1:30.937	+2.640	10:18:04.231
6	1:31.248	+2.951	10:19:35.479
7	1:28.297	-	10:21:03.776

Lap	Lap Tm	Diff	Time of Day
(65) Sam Warren			
1	-:--		10:12:40.388
2	1:37.430	+8.987	10:14:17.818
3	1:35.708	+7.265	10:15:53.526
4	1:34.079	+5.636	10:17:27.605
5	1:35.260	+6.817	10:19:02.865
6	1:31.286	+2.843	10:20:34.151
7	1:29.565	+1.122	10:22:03.716
8	1:28.443	-	10:23:32.159

Lap	Lap Tm	Diff	Time of Day
(22) Joe Symonds			
1	-:--		10:11:51.072
2	1:31.451	+2.189	10:13:22.523
3	1:32.493	+3.231	10:14:55.016
4	1:38.765	+9.503	10:16:33.781
5	1:36.514	+7.252	10:18:10.295
6	1:32.733	+3.471	10:19:43.028
7	1:29.262	-	10:21:12.290
8	1:29.343	+0.081	10:22:41.633
9	1:34.914	+5.652	10:24:16.547

Lap	Lap Tm	Diff	Time of Day
(48) Stephen Thomson			
1	-:--		10:13:22.390
2	1:33.270	+3.617	10:14:55.660
3	1:35.921	+6.268	10:16:31.581
4	1:31.245	+1.592	10:18:02.826
5	1:31.912	+2.259	10:19:34.738
6	1:29.653	-	10:21:04.391
7	1:35.574	+5.921	10:22:39.965
8	1:30.101	+0.448	10:24:10.066

Lap	Lap Tm	Diff	Time of Day
(5) Michael Neeves			
1	-:--		10:12:31.905
2	1:35.333	+5.463	10:14:07.238
3	1:32.978	+3.108	10:15:40.216
4	1:34.586	+4.716	10:17:14.802
5	1:30.974	+1.104	10:18:45.776
6	1:31.312	+1.442	10:20:17.088
7	1:29.870	-	10:21:46.958
8	1:29.905	+0.035	10:23:16.863

Lap	Lap Tm	Diff	Time of Day
(83) Matt Lobb			
1	-:--		10:12:14.663
2	1:39.594	+8.930	10:13:54.257
3	1:50.583	+19.919	10:15:44.840
4	1:44.202	+13.538	10:17:29.042
5	1:35.940	+5.276	10:19:04.982
6	1:31.922	+1.258	10:20:36.904
7	1:32.362	+1.698	10:22:09.266
8	1:30.664	-	10:23:39.930

Lap	Lap Tm	Diff	Time of Day
(29) Mark Lister			
1	-:--		10:12:10.214
2	1:35.080	+4.149	10:13:45.294
3	1:30.931	-	10:15:16.225

Lap	Lap Tm	Diff	Time of Day
(74) Andrew Burke			
1	-:--		10:11:57.826
2	1:36.467	+4.875	10:13:34.293
3	1:35.674	+4.082	10:15:09.967
4	1:34.761	+3.169	10:16:44.728
5	1:32.801	+1.209	10:18:17.529
6	1:33.318	+1.726	10:19:50.847
7	1:35.140	+3.548	10:21:25.987
8	1:31.592	-	10:22:57.579

Lap	Lap Tm	Diff	Time of Day
(77) Steve Jordan			
1	-:--		10:12:01.682
2	1:37.540	+5.670	10:13:39.222
3	1:34.989	+3.119	10:15:14.211
4	1:33.117	+1.247	10:16:47.328
5	1:32.327	+0.457	10:18:19.655
6	1:31.870	-	10:19:51.525
7	1:32.466	+0.596	10:21:23.991
8	1:33.066	+1.196	10:22:57.057

Lap	Lap Tm	Diff	Time of Day
(37) Mick Hancock			
1	-:--		10:11:55.505
2	1:38.007	+5.997	10:13:33.512
3	1:34.333	+2.323	10:15:07.845
4	1:34.437	+2.427	10:16:42.282
5	1:34.584	+2.574	10:18:16.866
6	1:32.699	+0.689	10:19:49.565
7	1:34.788	+2.778	10:21:24.353
8	1:32.010	-	10:22:56.363

Lap	Lap Tm	Diff	Time of Day
(51) Adrian Chamlerlain			
1	-:--		10:13:05.020
2	1:36.161	+3.813	10:14:41.181
3	1:35.953	+3.605	10:16:17.134
4	1:34.831	+2.483	10:17:51.965
5	1:32.547	+0.199	10:19:24.512
6	1:32.590	+0.242	10:20:57.102
7	1:35.021	+2.673	10:22:32.123
8	1:32.348	-	10:24:04.471

Lap	Lap Tm	Diff	Time of Day
(7) Dean Bowling			
1	-:--		10:12:10.969
2	1:39.293	+6.571	10:13:50.262
3	1:37.402	+4.680	10:15:27.664
4	1:36.334	+3.612	10:17:03.998
5	1:37.048	+4.326	10:18:41.046
6	1:35.794	+3.072	10:20:16.840
7	1:32.722	-	10:21:49.562
8	1:34.234	+1.512	10:23:23.796

Lap	Lap Tm	Diff	Time of Day
(75) Peter Woodall			
1	-:--		10:12:30.921
2	1:38.478	+5.586	10:14:09.399
3	1:37.901	+5.009	10:15:47.300
4	1:36.931	+4.039	10:17:24.231
5	1:37.702	+4.810	10:19:01.933
6	1:32.892	-	10:20:34.825

Lap	Lap Tm	Diff	Time of Day
(20) Oli Henderson			
1	-:--		10:12:20.920
2	1:40.186	+7.230	10:14:01.106
3	1:37.288	+4.332	10:15:38.394
4	1:39.104	+6.148	10:17:17.498
5	1:35.210	+2.254	10:18:52.708
6	1:34.337	+1.381	10:20:27.045
7	1:32.956	-	10:22:00.001

Lap	Lap Tm	Diff	Time of Day
(3) Peter Baker			
1	-:--		10:13:04.355
2	1:33.717	-	10:14:38.072
3	1:34.822	+1.105	10:16:12.894
4	1:33.778	+0.061	10:17:46.672
5	1:34.060	+0.343	10:19:20.732
6	1:34.402	+0.685	10:20:55.134
7	1:39.178	+5.461	10:22:34.312

Lap	Lap Tm	Diff	Time of Day
(79) Gerrard Fallon			
1	-:--		10:12:29.737
2	1:37.270	+3.421	10:14:07.007
3	1:36.954	+3.105	10:15:43.961
4	1:37.620	+3.771	10:17:21.581
5	1:37.836	+3.987	10:18:59.417
6	1:34.624	+0.775	10:20:34.041
7	1:34.193	+0.344	10:22:08.234
8	1:33.849	-	10:23:42.083

Lap	Lap Tm	Diff	Time of Day
(73) Mark Parrett			
1	-:--		10:12:34.020
2	1:43.519	+9.660	10:14:17.539
3	1:40.778	+6.919	10:15:58.317
4	1:36.394	+2.535	10:17:34.711
5	1:36.920	+3.061	10:19:11.631
6	1:36.887	+3.028	10:20:48.518
7	1:33.859	-	10:22:22.377
8	1:34.050	+0.191	10:23:56.427

Lap	Lap Tm	Diff	Time of Day
(11) Christopher Frost			
1	-:--		10:11:55.034
2	1:37.742	+3.307	10:13:32.776
3	1:34.435	-	10:15:07.211
4	1:34.877	+0.442	10:16:42.088
5	2:00.146	+25.711	10:18:42.234

Lap	Lap Tm	Diff	Time of Day
(87) Matt Flower			
1	-:--		10:12:13.958
2	1:41.867	+5.808	10:13:55.825
3	1:41.593	+5.534	10:15:37.418
4	1:39.873	+3.814	10:17:17.291
5	1:38.130	+2.071	10:18:55.421
6	1:37.431	+1.372	10:20:32.852
7	1:37.884	+1.825	10:22:10.736
8	1:36.059	-	10:23:46.795

Lap	Lap Tm	Diff	Time of Day
(2) Oliver Dupuy			
1	-:--		10:12:10.479
2	1:39.545	+3.283	10:13:50.024
3	1:38.316	+2.054	10:15:28.340
4	1:37.387	+1.125	10:17:05.727
5	1:37.409	+1.147	10:18:43.136
6	1:36.262	-	10:20:19.398
7	1:41.289	+5.027	10:22:00.687

Lap	Lap Tm	Diff	Time of Day
(8) Nick Daghorn			
1	-:--		10:11:59.486
2	1:40.790	+3.653	10:13:40.276
3	1:37.137	-	10:15:17.413
4	1:37.809	+0.672	10:16:55.222
5	1:38.018	+0.881	10:18:33.240
6	1:43.619	+6.482	10:20:16.859

Lap	Lap Tm	Diff	Time of Day
(88) Scott Halliday			
1	-:--		10:12:12.804

Chief Timekeeper

Orbits 4



www.amb-it.com

www.mylaps.com

Licensed to: RS Sports Timing



2 - BMCRC - MRO CHAMPIONSHIPS 2008

BMCRC POWERBIKES

DONINGTON PARK NATIONAL 1.957 Miles

QUALIFYING

22/03/2008 10:10

Qualify

Lap	Lap Tm	Diff	Time of Day
2	1:41.452	+3.736	10:13:54.256
3	1:41.027	+3.311	10:15:35.283
4	1:39.409	+1.693	10:17:14.692
5	1:37.716	-	10:18:52.408

(23) Xabier Gil

1	-:---		10:12:30.241
2	1:56.462	+16.563	10:14:26.703
3	1:47.826	+7.927	10:16:14.529
4	1:42.224	+2.325	10:17:56.753
5	1:39.922	+0.023	10:19:36.675
6	1:39.899	-	10:21:16.574
7	1:44.356	+4.457	10:23:00.930

(93) Garry Lawrence

1	-:---		10:12:05.010
2	1:49.247	+8.834	10:13:54.257
3	1:45.757	+5.344	10:15:40.014
4	1:43.506	+3.093	10:17:23.520
5	1:43.640	+3.227	10:19:07.160
6	1:43.222	+2.809	10:20:50.382
7	1:43.281	+2.868	10:22:33.663
8	1:40.413	-	10:24:14.076

(12) Dave Diboll

1	-:---		10:12:05.228
2	1:46.037	+4.242	10:13:51.265
3	1:44.913	+3.118	10:15:36.178
4	1:44.953	+3.158	10:17:21.131
5	1:44.808	+3.013	10:19:05.939
6	1:43.567	+1.772	10:20:49.506
7	1:42.426	+0.631	10:22:31.932
8	1:41.795	-	10:24:13.727

(31) Rob Currie

1	-:---		10:12:07.081
2	1:46.094	+3.875	10:13:53.175
3	1:45.040	+2.821	10:15:38.215
4	1:44.730	+2.511	10:17:22.945
5	1:43.701	+1.482	10:19:06.646
6	1:43.319	+1.100	10:20:49.965
7	1:43.397	+1.178	10:22:33.362
8	1:42.219	-	10:24:15.581

(99) Terry Gaskin

1	-:---		10:12:03.895
2	1:44.165	+1.645	10:13:48.060
3	1:42.520	-	10:15:30.580
4	1:44.435	+1.915	10:17:15.015

(15) Sam Smeeton

1	-:---		10:12:35.312
2	1:48.903	+6.135	10:14:24.215
3	1:50.257	+7.489	10:16:14.472
4	1:46.597	+3.829	10:18:01.069
5	1:44.307	+1.539	10:19:45.376
6	1:42.768	-	10:21:28.144
7	1:44.584	+1.816	10:23:12.728

(21) Pete Weston

1	-:---		10:12:21.752
2	1:44.701	+1.715	10:14:06.453
3	1:44.721	+1.735	10:15:51.174
4	1:43.118	+0.132	10:17:34.292
5	1:43.718	+0.732	10:19:18.010
6	1:43.180	+0.194	10:21:01.190

Lap	Lap Tm	Diff	Time of Day
7	1:43.498	+0.512	10:22:44.688
8	1:42.986	-	10:24:27.674

(55) Ricky Bull

1	-:---		10:12:22.270
2	1:44.411	-	10:14:06.681

Lap	Lap Tm	Diff	Time of Day
-----	--------	------	-------------

Chief Timekeeper

Orbits 4



www.amb-it.com
www.mylaps.com

Licensed to: RS Sports Timing



2 - BMCRC - MRO CHAMPIONSHIPS 2008

Sorted on Laps

BMCRC POWERBIKES

DONINGTON PARK NATIONAL 1.957 Miles

RACE 4

22/03/2008 14:11

Race (7 Laps)

Pos	No.	Name	Bike	Laps	Total Tm	Diff	Avg. Speed	Best Tm	In Lap	Best Spd	Sponsor
1	5	Michael Neeves	Yamaha R1 1000	7	9:04.282	-	90.622	1:16.258	4	92.401	Benjy Alloys/PJB Tech Services
2	29	Mark Lister	Suzuki GSXR 1000	7	9:04.475	+0.193	90.590	1:15.553	7	93.263	LCS/Orwell M/c's
3	3	Peter Baker	Suzuki GSXR 1000	7	9:09.783	+5.501	89.715	1:17.023	5	91.483	Morello Roofing
4	22	Joe Symonds	Yamaha R1 1000	7	9:16.387	+12.105	88.650	1:17.684	6	90.704	
5	65	Sam Warren	Yamaha R6 600	7	9:17.786	+13.504	88.428	1:18.045	7	90.285	Mission Racing
6	73	Mark Parrett	Yamaha R1 1000	7	9:24.399	+20.117	87.392	1:17.814	6	90.553	C&C Ltd
7	74	Andrew Burke	Yamaha R1 1000	7	9:29.755	+25.473	86.570	1:19.381	6	88.765	Templemore Developments
8	46	Luke De La Cour	Suzuki GSXR 1000	7	9:30.992	+26.710	86.383	1:20.719	7	87.294	
9	20	Oli Henderson	Suzuki GSXR 1000	7	9:31.764	+27.482	86.266	1:19.163	4	89.010	Easigrass
10	77	Steve Jordan	Suzuki GSXR 1000	7	9:33.482	+29.200	86.008	1:20.506	4	87.525	
11	83	Matt Lobb	Suzuki GSXR 1000	7	9:37.281	+32.999	85.442	1:21.625	3	86.325	Kim Daplin Electrical
12	48	Stephen Thomson	Suzuki GSXR 1000	7	9:40.476	+36.194	84.972	1:21.108	7	86.875	
13	88	Scott Halliday	Suzuki GSXR 1000	7	9:40.861	+36.579	84.915	1:21.289	7	86.682	
14	75	Peter Woodall	Honda CBR 1000	7	9:42.365	+38.083	84.696	1:21.323	7	86.646	
15	11	Christopher Frost	Suzuki GSXR 1000	7	9:43.605	+39.323	84.516	1:21.901	4	86.034	Alf's M/C's/Go Racing
16	37	Mick Hancock	Suzuki GSXR 1000	7	9:54.716	+50.434	82.937	1:22.882	3	85.016	Entire Engineering
17	79	Gerrard Fallon	Suzuki GSXR 1000	7	9:57.543	+53.261	82.545	1:23.495	4	84.392	
18	23	Xabier Gil	Yamaha R1 1000	7	10:01.235	+56.953	82.038	1:22.908	5	84.989	Servigroup.com
19	8	Nick Daghorn	Yamaha R1 1000	7	10:04.522	+1:00.240	81.592	1:23.279	7	84.611	
20	87	Matt Flower	Yamaha R1 1000	7	10:07.262	+1:02.980	81.224	1:24.312	5	83.574	Bourne Racing
21	31	Rob Currie	Suzuki GSXR 1000	7	10:07.734	+1:03.452	81.160	1:25.494	4	82.418	
22	93	Garry Lawrence	Suzuki GSXR 1000	7	10:09.396	+1:05.114	80.939	1:23.607	5	84.279	Country Properties
23	21	Pete Weston	Yamaha R1 1000	7	10:14.048	+1:09.766	80.326	1:24.888	5	83.007	Trentside Racing
24	15	Sam Smeeton	Honda VTR 1000	7	10:28.428	+1:24.146	78.488	1:26.805	3	81.174	
25	55	Ricky Bull	Honda CBR 1000	6	9:08.380	1 Lap	77.096	1:28.337	5	79.766	
26	12	Dave Diboll	Kawasaki ZXR 1000	6	9:15.371	+6.991	76.125	1:29.805	3	78.462	Top Cat Racing

Not classified

DNF	2	Oliver Dupuy	Kawasaki ZXR 1000	4	5:39.156	-	83.104	1:20.151	3	87.913	ODR Kawasaki
DNF	7	Dean Bowling	Ducati S 1098	2	3:27.015	-	68.075	1:59.422	2	59.003	

Margin of Victory	Avg. Speed	Best Lap Tm	Best Spd	Best Lap by
+0.193	90.622	1:15.553	93.263	[29] Mark Lister

Chief Timekeeper

Orbits 4



www.amb-it.com
www.mylaps.com

Licensed to: RS Sports Timing



2 - BMCRC - MRO CHAMPIONSHIPS 2008

Lapchart

BMCRC POWERBIKES

DONINGTON PARK NATIONAL 1.957 Miles

RACE 4

22/03/2008 14:11

Race (7 Laps)

Competitors	Laps						
	1	2	3	4	5	6	7
Michael Neeves (5)	1	5	5	5	5	5	5
Joe Symonds (22)	2	22	3	3	3	29	29
Peter Baker (3)	3	3	29	29	29	3	3
Sam Warren (65)	4	65	65	65	22	22	22
Steve Jordan (77)	5	77	22	22	65	65	65
Luke De La Cour (46)	6	46	77	77	77	73	73
Mark Lister (29)	7	29	46	74	74	74	74
Matt Lobb (83)	8	83	74	46	20	77	20
Andrew Burke (74)	9	74	83	20	46	20	46
Stephen Thomson (48)	10	48	20	83	73	46	77
Oliver Dupuy (2)	11	2	2	73	83	83	83
Dean Bowling (7)	12	7	73	2	88	48	48
Oli Henderson (20)	13	20	48	48	48	88	88
Peter Woodall (75)	14	75	88	88	11	11	75
Scott Halliday (88)	15	88	75	11	75	75	11
Mark Parrett (73)	16	73	11	75	2	37	37
Christopher Frost (11)	17	11	37	37	37	23	79
Xabier Gil (23)	18	23	23	23	23	79	23
Mick Hancock (37)	19	37	79	79	79	8	8
Gerrard Fallon (79)	20	79	8	31	31	31	87
Rob Currie (31)	21	31	31	8	8	87	31
Nick Daghorn (8)	22	8	87	87	87	93	93
Matt Flower (87)	23	87	15	93	93	21	21
Sam Smeeton (15)	24	15	93	15	21	15	15
Garry Lawrence (93)	25	93	21	21	15	55	55
Pete Weston (21)	26	21	12	12	55	12	12
Ricky Bull (55)	27	55	55	55	12		
Dave Diboll (12)	28	12	7				

Chief Timekeeper

Orbits 4



www.amb-it.com
www.mylaps.com

Licensed to: RS Sports Timing



2 - BMCRC - MRO CHAMPIONSHIPS 2008

BMCRC POWERBIKES

DONINGTON PARK NATIONAL 1.957 Miles

RACE 4

22/03/2008 14:11

Race (7 Laps)

Lap	Lap Tm	Diff	Time of Day
(5) Michael Neeves			
1	-:--	-	14:12:57.725
2	1:18.057	+1.799	14:14:15.782
3	1:17.074	+0.816	14:15:32.856
4	1:16.258	-	14:16:49.114
5	1:16.802	+0.544	14:18:05.916
6	1:16.390	+0.132	14:19:22.306
7	1:16.953	+0.695	14:20:39.259
(29) Mark Lister			
1	-:--	-	14:13:00.406
2	1:18.448	+2.895	14:14:18.854
3	1:17.089	+1.536	14:15:35.943
4	1:16.205	+0.652	14:16:52.148
5	1:16.029	+0.476	14:18:08.177
6	1:15.722	+0.169	14:19:23.899
7	1:15.553	-	14:20:39.452
(3) Peter Baker			
1	-:--	-	14:12:58.166
2	1:18.200	+1.177	14:14:16.366
3	1:18.140	+1.117	14:15:34.506
4	1:17.585	+0.562	14:16:52.091
5	1:17.023	-	14:18:09.114
6	1:17.966	+0.943	14:19:27.080
7	1:17.680	+0.657	14:20:44.760
(22) Joe Symonds			
1	-:--	-	14:12:58.066
2	1:21.977	+4.293	14:14:20.043
3	1:19.427	+1.743	14:15:39.470
4	1:18.088	+0.404	14:16:57.558
5	1:17.895	+0.211	14:18:15.453
6	1:17.684	-	14:19:33.137
7	1:18.227	+0.543	14:20:51.364
(65) Sam Warren			
1	-:--	-	14:12:59.179
2	1:20.120	+2.075	14:14:19.299
3	1:20.017	+1.972	14:15:39.316
4	1:18.936	+0.891	14:16:58.252
5	1:18.318	+0.273	14:18:16.570
6	1:18.148	+0.103	14:19:34.718
7	1:18.045	-	14:20:52.763
(73) Mark Parrett			
1	-:--	-	14:13:03.690
2	1:21.276	+3.462	14:14:24.966
3	1:19.448	+1.634	14:15:44.414
4	1:19.300	+1.486	14:17:03.714
5	1:19.417	+1.603	14:18:23.131
6	1:17.814	-	14:19:40.945
7	1:18.431	+0.617	14:20:59.376
(74) Andrew Burke			
1	-:--	-	14:13:01.441
2	1:21.041	+1.660	14:14:22.482
3	1:19.892	+0.511	14:15:42.374
4	1:20.552	+1.171	14:17:02.926
5	1:20.620	+1.239	14:18:23.546
6	1:19.381	-	14:19:42.927
7	1:21.805	+2.424	14:21:04.732
(46) Luke De La Cour			
1	-:--	-	14:13:00.263

Lap	Lap Tm	Diff	Time of Day
2	1:21.351	+0.632	14:14:21.614
3	1:21.082	+0.363	14:15:42.696
4	1:20.735	+0.016	14:17:03.431
5	1:21.053	+0.334	14:18:24.484
6	1:20.766	+0.047	14:19:45.250
7	1:20.719	-	14:21:05.969
(20) Oli Henderson			
1	-:--	-	14:13:02.605
2	1:20.641	+1.478	14:14:23.246
3	1:20.728	+1.565	14:15:43.974
4	1:19.163	-	14:17:03.137
5	1:20.928	+1.765	14:18:24.065
6	1:19.883	+0.720	14:19:43.948
7	1:22.793	+3.630	14:21:06.741
(77) Steve Jordan			
1	-:--	-	14:12:59.820
2	1:20.777	+0.271	14:14:20.597
3	1:21.592	+1.086	14:15:42.189
4	1:20.506	-	14:17:02.695
5	1:21.173	+0.667	14:18:23.868
6	1:22.673	+2.167	14:19:46.541
7	1:21.918	+1.412	14:21:08.459
(83) Matt Lobb			
1	-:--	-	14:13:00.960
2	1:21.669	+0.044	14:14:22.629
3	1:21.625	-	14:15:44.254
4	1:21.676	+0.051	14:17:05.930
5	1:22.028	+0.403	14:18:27.958
6	1:21.701	+0.076	14:19:49.659
7	1:22.599	+0.974	14:21:12.258
(48) Stephen Thomson			
1	-:--	-	14:13:01.748
2	1:23.891	+2.783	14:14:25.639
3	1:22.506	+1.398	14:15:48.145
4	1:22.416	+1.308	14:17:10.561
5	1:22.427	+1.319	14:18:32.988
6	1:21.357	+0.249	14:19:54.345
7	1:21.108	-	14:21:15.453
(88) Scott Halliday			
1	-:--	-	14:13:03.298
2	1:22.525	+1.236	14:14:25.823
3	1:22.516	+1.227	14:15:48.339
4	1:22.126	+0.837	14:17:10.465
5	1:22.750	+1.461	14:18:33.215
6	1:21.334	+0.045	14:19:54.549
7	1:21.289	-	14:21:15.838
(75) Peter Woodall			
1	-:--	-	14:13:03.079
2	1:23.066	+1.743	14:14:26.145
3	1:23.019	+1.696	14:15:49.164
4	1:21.906	+0.583	14:17:11.070
5	1:23.096	+1.773	14:18:34.166
6	1:21.853	+0.530	14:19:56.019
7	1:21.323	-	14:21:17.342
(11) Christopher Frost			
1	-:--	-	14:13:04.088
2	1:22.282	+0.381	14:14:26.370
3	1:22.476	+0.575	14:15:48.846
4	1:21.901	-	14:17:10.747

Lap	Lap Tm	Diff	Time of Day
5	1:23.010	+1.109	14:18:33.757
6	1:21.974	+0.073	14:19:55.731
7	1:22.851	+0.950	14:21:18.582
(37) Mick Hancock			
1	-:--	-	14:13:05.367
2	1:23.241	+0.359	14:14:28.608
3	1:22.882	-	14:15:51.490
4	1:24.007	+1.125	14:17:15.497
5	1:25.413	+2.531	14:18:40.910
6	1:24.202	+1.320	14:20:05.112
7	1:24.581	+1.699	14:21:29.693
(79) Gerrard Fallon			
1	-:--	-	14:13:06.342
2	1:26.304	+2.809	14:14:32.646
3	1:24.184	+0.689	14:15:56.830
4	1:23.495	-	14:17:20.325
5	1:24.128	+0.633	14:18:44.453
6	1:24.365	+0.870	14:20:08.818
7	1:23.702	+0.207	14:21:32.520
(23) Xabier Gil			
1	-:--	-	14:13:04.532
2	1:27.010	+4.102	14:14:31.542
3	1:23.938	+1.030	14:15:55.480
4	1:23.014	+0.106	14:17:18.494
5	1:22.908	-	14:18:41.402
6	1:29.188	+6.280	14:20:10.590
7	1:25.622	+2.714	14:21:36.212
(8) Nick Daghorn			
1	-:--	-	14:13:07.600
2	1:25.544	+2.265	14:14:33.144
3	1:26.621	+3.342	14:15:59.765
4	1:25.569	+2.290	14:17:25.334
5	1:24.995	+1.716	14:18:50.329
6	1:25.891	+2.612	14:20:16.220
7	1:23.279	-	14:21:39.499
(87) Matt Flower			
1	-:--	-	14:13:08.267
2	1:27.575	+3.263	14:14:35.842
3	1:26.899	+2.587	14:16:02.741
4	1:24.893	+0.581	14:17:27.634
5	1:24.312	-	14:18:51.946
6	1:24.937	+0.625	14:20:16.883
7	1:25.356	+1.044	14:21:42.239
(31) Rob Currie			
1	-:--	-	14:13:07.405
2	1:26.128	+0.634	14:14:33.533
3	1:26.040	+0.546	14:15:59.573
4	1:25.494	-	14:17:25.067
5	1:25.615	+0.121	14:18:50.682
6	1:25.864	+0.370	14:20:16.546
7	1:26.165	+0.671	14:21:42.711
(93) Garry Lawrence			
1	-:--	-	14:13:10.388
2	1:29.078	+5.471	14:14:39.466
3	1:24.527	+0.920	14:16:03.993
4	1:25.360	+1.753	14:17:29.353
5	1:23.607	-	14:18:52.960
6	1:24.762	+1.155	14:20:17.722
7	1:26.651	+3.044	14:21:44.373

Chief Timekeeper

Orbits 4



www.amb-it.com
www.mylaps.com

Licensed to: RS Sports Timing



2 - BMCRC - MRO CHAMPIONSHIPS 2008

BMCRC POWERBIKES

DONINGTON PARK NATIONAL 1.957 Miles

RACE 4

22/03/2008 14:11

Race (7 Laps)

Lap	Lap Tm	Diff	Time of Day
(21) Pete Weston			
1	-:--		14:13:11.214
2	1:28.850	+3.962	14:14:40.064
3	1:27.092	+2.204	14:16:07.156
4	1:25.923	+1.035	14:17:33.079
5	1:24.888	-	14:18:57.967
6	1:25.323	+0.435	14:20:23.290
7	1:25.735	+0.847	14:21:49.025

Lap	Lap Tm	Diff	Time of Day
(15) Sam Smeeton			
1	-:--		14:13:10.014
2	1:29.395	+2.590	14:14:39.409
3	1:26.805	-	14:16:06.214
4	1:27.720	+0.915	14:17:33.934
5	1:29.679	+2.874	14:19:03.613
6	1:29.122	+2.317	14:20:32.735
7	1:30.670	+3.865	14:22:03.405

Lap	Lap Tm	Diff	Time of Day
(55) Ricky Bull			
1	-:--		14:13:13.496
2	1:32.895	+4.558	14:14:46.391
3	1:29.824	+1.487	14:16:16.215
4	1:29.649	+1.312	14:17:45.864
5	1:28.337	-	14:19:14.201
6	1:29.156	+0.819	14:20:43.357

Lap	Lap Tm	Diff	Time of Day
(12) Dave Diboll			
1	-:--		14:13:14.110
2	1:31.064	+1.259	14:14:45.174
3	1:29.805	-	14:16:14.979
4	1:31.705	+1.900	14:17:46.684
5	1:30.692	+0.887	14:19:17.376
6	1:32.972	+3.167	14:20:50.348

Lap	Lap Tm	Diff	Time of Day
(2) Oliver Dupuy			
1	-:--		14:13:02.324
2	1:22.596	+2.445	14:14:24.920
3	1:20.151	-	14:15:45.071
4	1:29.062	+8.911	14:17:14.133

Lap	Lap Tm	Diff	Time of Day
(7) Dean Bowling			
1	-:--		14:13:02.570
2	1:59.422	-	14:15:01.992

Chief Timekeeper

Orbits 4



www.amb-it.com
www.mylaps.com

Licensed to: RS Sports Timing



2 - BMCRC - MRO CHAMPIONSHIPS 2008

Sorted on Laps

BMCRC POWERBIKES

DONINGTON PARK NATIONAL 1.957 Miles

RACE 10

22/03/2008 16:59

Race (6 Laps)

Pos	No.	Name	Bike	Laps	Total Tm	Diff	Avg. Speed	Best Tm	In Lap	Best Spd	Sponsor
1	29	Mark Lister	Suzuki GSXR 1000	6	7:32.943	-	93.340	1:14.548	6	94.520	LCS/Orwell M/c's
2	3	Peter Baker	Suzuki GSXR 1000	6	7:40.696	+7.753	91.769	1:15.983	6	92.735	Morello Roofing
3	5	Michael Neeves	Yamaha R1 1000	6	7:42.173	+9.230	91.476	1:16.182	6	92.493	Benjy Alloys/PJB Tech Services
4	22	Joe Symonds	Yamaha R1 1000	6	7:47.323	+14.380	90.468	1:16.036	5	92.670	
5	73	Mark Parrett	Yamaha R1 1000	6	7:47.654	+14.711	90.404	1:16.955	5	91.564	C&C Ltd
6	74	Andrew Burke	Yamaha R1 1000	6	7:55.086	+22.143	88.990	1:17.986	4	90.353	Templemore Developments
7	46	Luke De La Cour	Suzuki GSXR 1000	6	7:56.143	+23.200	88.792	1:18.249	3	90.049	
8	77	Steve Jordan	Suzuki GSXR 1000	6	7:57.366	+24.423	88.564	1:18.616	5	89.629	
9	20	Oli Henderson	Suzuki GSXR 1000	6	8:01.095	+28.152	87.878	1:18.280	3	90.014	Easigrass
10	9	Patrick Sheridan	Yamaha R6 600	6	8:02.113	+29.170	87.692	1:17.400	6	91.037	Lancsille Construction
11	2	Oliver Dupuy	Kawasaki ZXR 1000	6	8:03.719	+30.776	87.401	1:18.668	6	89.570	ODR Kawasaki
12	83	Matt Lobb	Suzuki GSXR 1000	6	8:07.207	+34.264	86.776	1:19.953	4	88.130	Kim Daplin Electrical
13	88	Scott Halliday	Suzuki GSXR 1000	6	8:07.798	+34.855	86.670	1:19.565	5	88.560	
14	23	Xabier Gil	Yamaha R1 1000	6	8:09.503	+36.560	86.369	1:20.155	6	87.908	Servigroup.com
15	75	Peter Woodall	Honda CBR 1000	6	8:10.513	+37.570	86.191	1:20.345	6	87.700	
16	31	Rob Currie	Suzuki GSXR 1000	6	8:10.702	+37.759	86.158	1:20.079	3	87.992	
17	7	Dean Bowling	Ducati S 1098	6	8:15.250	+42.307	85.366	1:19.788	4	88.313	
18	51	Adrian Chamlerlain	Suzuki GSXR 1000	6	8:16.870	+43.927	85.088	1:19.711	4	88.398	
19	87	Matt Flower	Yamaha R1 1000	6	8:19.223	+46.280	84.687	1:21.681	4	86.266	Bourne Racing
20	93	Garry Lawrence	Suzuki GSXR 1000	6	8:30.514	+57.571	82.814	1:22.707	3	85.196	Country Properties
21	21	Pete Weston	Yamaha R1 1000	6	8:31.544	+58.601	82.647	1:23.489	5	84.398	Trentside Racing
22	79	Gerrard Fallon	Suzuki GSXR 1000	6	8:31.899	+58.956	82.590	1:22.910	3	84.987	
23	8	Nick Daghorn	Yamaha R1 1000	6	8:32.186	+59.243	82.544	1:23.165	3	84.727	
24	12	Dave Diboll	Kawasaki ZXR 1000	6	8:55.573	+1:22.630	78.939	1:27.716	2	80.331	Top Cat Racing
25	55	Ricky Bull	Honda CBR 1000	6	8:58.365	+1:25.422	78.530	1:26.813	6	81.166	
26	99	Terry Gaskin	Suzuki GSXR 1000	5	7:40.308	1 Lap	76.539	1:22.038	4	85.890	

Not classified

DNF	15	Sam Smeeton	Honda VTR 1000	0	-:--	-	-	-:--	0	-	
-----	----	-------------	----------------	---	------	---	---	------	---	---	--

Margin of Victory	Avg. Speed	Best Lap Tm	Best Spd	Best Lap by
+7.753	93.340	1:14.548	94.520	[29] Mark Lister

Chief Timekeeper

Orbits 4



www.amb-it.com
www.mylaps.com

Licensed to: RS Sports Timing



2 - BMCRC - MRO CHAMPIONSHIPS 2008

Lapchart


BMCRC POWERBIKES

DONINGTON PARK NATIONAL 1.957 Miles

RACE 10

22/03/2008 16:59

Race (6 Laps)



Competitors	Laps					
	1	2	3	4	5	6
Mark Lister (29)	29	29	29	29	29	29
Joe Symonds (22)	22	3	3	3	3	3
Peter Baker (3)	3	5	5	5	5	5
Michael Neeves (5)	5	73	73	73	73	22
Mark Parrett (73)	73	22	22	22	22	73
Andrew Burke (74)	74	74	74	74	74	74
Luke De La Cour (46)	46	77	46	46	46	46
Steve Jordan (77)	77	46	77	77	77	77
Matt Lobb (83)	83	20	20	20	20	20
Xabier Gil (23)	23	23	83	83	9	9
Scott Halliday (88)	88	83	23	2	2	2
Oli Henderson (20)	20	88	2	9	83	83
Peter Woodall (75)	75	2	88	88	88	88
Rob Currie (31)	31	75	9	23	23	23
Patrick Sheridan (9)	9	9	75	31	31	75
Oliver Dupuy (2)	2	31	31	75	75	31
Dean Bowling (7)	7	7	7	7	7	7
Matt Flower (87)	87	87	87	87	51	51
Terry Gaskin (99)	99	99	51	51	87	87
Pete Weston (21)	21	21	99	99	21	93
Gerrard Fallon (79)	79	51	8	8	8	21
Adrian Chamlerlain (51)	51	8	21	21	79	79
Nick Daghorn (8)	8	79	79	79	93	8
Garry Lawrence (93)	93	93	93	93	12	12
Dave Diboll (12)	12	12	12	12	55	55
Ricky Bull (55)	55	55	55	55	99	
-	27					

Chief Timekeeper

Orbits 4



www.amb-it.com
www.mylaps.com

Licensed to: RS Sports Timing



2 - BMCRC - MRO CHAMPIONSHIPS 2008

BMCRC POWERBIKES

DONINGTON PARK NATIONAL 1.957 Miles

RACE 10

22/03/2008 16:59

Race (6 Laps)

Lap	Lap Tm	Diff	Time of Day
(29) Mark Lister			
1	-:--		17:01:06.773
2	1:15.039	+0.491	17:02:21.812
3	1:14.722	+0.174	17:03:36.534
4	1:14.606	+0.058	17:04:51.140
5	1:14.854	+0.306	17:06:05.994
6	1:14.548	-	17:07:20.542
(3) Peter Baker			
1	-:--		17:01:07.414
2	1:16.305	+0.322	17:02:23.719
3	1:16.367	+0.384	17:03:40.086
4	1:16.055	+0.072	17:04:56.141
5	1:16.171	+0.188	17:06:12.312
6	1:15.983	-	17:07:28.295
(5) Michael Neeves			
1	-:--		17:01:07.921
2	1:16.388	+0.206	17:02:24.309
3	1:16.384	+0.202	17:03:40.693
4	1:16.597	+0.415	17:04:57.290
5	1:16.300	+0.118	17:06:13.590
6	1:16.182	-	17:07:29.772
(22) Joe Symonds			
1	-:--		17:01:07.090
2	1:20.752	+4.716	17:02:27.842
3	1:17.608	+1.572	17:03:45.450
4	1:17.068	+1.032	17:05:02.518
5	1:16.036	-	17:06:18.554
6	1:16.368	+0.332	17:07:34.922
(73) Mark Parrett			
1	-:--		17:01:09.538
2	1:17.368	+0.413	17:02:26.906
3	1:17.113	+0.158	17:03:44.019
4	1:17.248	+0.293	17:05:01.267
5	1:16.955	-	17:06:18.222
6	1:17.031	+0.076	17:07:35.253
(74) Andrew Burke			
1	-:--		17:01:10.487
2	1:18.207	+0.221	17:02:28.694
3	1:18.148	+0.162	17:03:46.842
4	1:17.986	-	17:05:04.828
5	1:18.819	+0.833	17:06:23.647
6	1:19.038	+1.052	17:07:42.685
(46) Luke De La Cour			
1	-:--		17:01:10.557
2	1:19.245	+0.996	17:02:29.802
3	1:18.249	-	17:03:48.051
4	1:18.705	+0.456	17:05:06.756
5	1:18.652	+0.403	17:06:25.408
6	1:18.334	+0.085	17:07:43.742
(77) Steve Jordan			
1	-:--		17:01:10.881
2	1:18.736	+0.120	17:02:29.617
3	1:18.825	+0.209	17:03:48.442
4	1:18.820	+0.204	17:05:07.262
5	1:18.616	-	17:06:25.878
6	1:19.087	+0.471	17:07:44.965
(20) Oli Henderson			

Lap	Lap Tm	Diff	Time of Day
1	-:--		17:01:13.227
2	1:19.432	+1.152	17:02:32.659
3	1:18.280	-	17:03:50.939
4	1:18.734	+0.454	17:05:09.673
5	1:19.082	+0.802	17:06:28.755
6	1:19.939	+1.659	17:07:48.694
(9) Patrick Sheridan			
1	-:--		17:01:14.683
2	1:20.674	+3.274	17:02:35.357
3	1:20.045	+2.645	17:03:55.402
4	1:18.742	+1.342	17:05:14.144
5	1:18.168	+0.768	17:06:32.312
6	1:17.400	-	17:07:49.712
(2) Oliver Dupuy			
1	-:--		17:01:15.589
2	1:19.144	+0.476	17:02:34.733
3	1:20.340	+1.672	17:03:55.073
4	1:18.896	+0.228	17:05:13.969
5	1:18.681	+0.013	17:06:32.650
6	1:18.668	-	17:07:51.318
(83) Matt Lobb			
1	-:--		17:01:12.513
2	1:20.734	+0.781	17:02:33.247
3	1:20.616	+0.663	17:03:53.863
4	1:19.953	-	17:05:13.816
5	1:20.535	+0.582	17:06:34.351
6	1:20.455	+0.502	17:07:54.806
(88) Scott Halliday			
1	-:--		17:01:12.916
2	1:21.076	+1.511	17:02:33.992
3	1:21.292	+1.727	17:03:55.284
4	1:20.735	+1.170	17:05:16.019
5	1:19.565	-	17:06:35.584
6	1:19.813	+0.248	17:07:55.397
(23) Xabier Gil			
1	-:--		17:01:12.696
2	1:20.398	+0.243	17:02:33.094
3	1:21.383	+1.228	17:03:54.477
4	1:21.780	+1.625	17:05:16.257
5	1:20.690	+0.535	17:06:36.947
6	1:20.155	-	17:07:57.102
(75) Peter Woodall			
1	-:--		17:01:13.533
2	1:21.357	+1.012	17:02:34.890
3	1:20.746	+0.401	17:03:55.636
4	1:21.577	+1.232	17:05:17.213
5	1:20.554	+0.209	17:06:37.767
6	1:20.345	-	17:07:58.112
(31) Rob Currie			
1	-:--		17:01:14.394
2	1:21.694	+1.615	17:02:36.088
3	1:20.079	-	17:03:56.167
4	1:20.857	+0.778	17:05:17.024
5	1:20.517	+0.438	17:06:37.541
6	1:20.760	+0.681	17:07:58.301
(7) Dean Bowling			
1	-:--		17:01:15.942
2	1:21.265	+1.477	17:02:37.207

Lap	Lap Tm	Diff	Time of Day
3	1:21.180	+1.392	17:03:58.387
4	1:19.788	-	17:05:18.175
5	1:21.184	+1.396	17:06:39.359
6	1:23.490	+3.702	17:08:02.849
(51) Adrian Chamlerlain			
1	-:--		17:01:19.040
2	1:23.041	+3.330	17:02:42.081
3	1:22.338	+2.627	17:04:04.419
4	1:19.711	-	17:05:24.130
5	1:20.307	+0.596	17:06:44.437
6	1:20.032	+0.321	17:08:04.469
(87) Matt Flower			
1	-:--		17:01:16.110
2	1:22.506	+0.825	17:02:38.616
3	1:22.807	+1.126	17:04:01.423
4	1:21.681	-	17:05:23.104
5	1:21.741	+0.060	17:06:44.845
6	1:21.977	+0.296	17:08:06.822
(93) Garry Lawrence			
1	-:--		17:01:19.417
2	1:24.696	+1.989	17:02:44.113
3	1:22.707	-	17:04:06.820
4	1:24.366	+1.659	17:05:31.186
5	1:23.524	+0.817	17:06:54.710
6	1:23.403	+0.696	17:08:18.113
(21) Pete Weston			
1	-:--		17:01:18.163
2	1:23.570	+0.081	17:02:41.733
3	1:24.496	+1.007	17:04:06.229
4	1:23.909	+0.420	17:05:30.138
5	1:23.489	-	17:06:53.627
6	1:25.516	+2.027	17:08:19.143
(79) Gerrard Fallon			
1	-:--		17:01:18.676
2	1:25.022	+2.112	17:02:43.698
3	1:22.910	-	17:04:06.608
4	1:24.145	+1.235	17:05:30.753
5	1:23.952	+1.042	17:06:54.705
6	1:24.793	+1.883	17:08:19.498
(8) Nick Daghorn			
1	-:--		17:01:19.137
2	1:23.566	+0.401	17:02:42.703
3	1:23.165	-	17:04:05.868
4	1:23.686	+0.521	17:05:29.554
5	1:24.564	+1.399	17:06:54.118
6	1:25.667	+2.502	17:08:19.785
(12) Dave Diboll			
1	-:--		17:01:21.401
2	1:27.716	-	17:02:49.117
3	1:28.745	+1.029	17:04:17.862
4	1:29.112	+1.396	17:05:46.974
5	1:28.243	+0.527	17:07:15.217
6	1:27.955	+0.239	17:08:43.172
(55) Ricky Bull			
1	-:--		17:01:24.909
2	1:30.262	+3.449	17:02:55.171
3	1:28.940	+2.127	17:04:24.111
4	1:27.805	+0.992	17:05:51.916

Chief Timekeeper

Orbits 4



www.amb-it.com
www.mylaps.com

Licensed to: RS Sports Timing



2 - BMCRC - MRO CHAMPIONSHIPS 2008

BMCRC POWERBIKES

DONINGTON PARK NATIONAL 1.957 Miles

RACE 10

22/03/2008 16:59

Race (6 Laps)

Lap	Lap Tm	Diff	Time of Day
5	1:27.235	+0.422	17:07:19.151
6	1:26.813	-	17:08:45.964

(99) Terry Gaskin			
Lap	Lap Tm	Diff	Time of Day
1	--:--		17:01:16.991
2	1:23.691	+1.653	17:02:40.682
3	1:24.304	+2.266	17:04:04.986
4	1:22.038	-	17:05:27.024
5	2:00.883	+38.845	17:07:27.907

Lap	Lap Tm	Diff	Time of Day
-----	--------	------	-------------

Lap	Lap Tm	Diff	Time of Day
-----	--------	------	-------------

Chief Timekeeper

Orbits 4



www.amb-it.com
www.mylaps.com

Licensed to: RS Sports Timing



2 - BMCRC - MRO CHAMPIONSHIPS 2008

Sorted on Laps

BMCRC POWERBIKES

DONINGTON PARK NATIONAL 1.957 Miles

RACE 7

23/03/2008 12:06

Race (7 Laps)

Pos	No.	Name	Bike	Laps	Total Tm	Diff	Avg. Speed	Best Tm	In Lap	Best Spd	Sponsor
1	5	Michael Neeves	Yamaha R1 1000	7	9:04.197	-	90.636	1:15.990	5	92.726	Benjy Alloys/PJB Tech Services
2	22	Joe Symonds	Yamaha R1 1000	7	9:08.212	+4.015	89.972	1:17.138	5	91.346	
3	3	Peter Baker	Suzuki GSXR 1000	7	9:08.823	+4.626	89.872	1:17.300	7	91.155	Morello Roofing
4	20	Oli Henderson	Suzuki GSXR 1000	7	9:10.464	+6.267	89.604	1:17.038	5	91.465	Easigrass
5	46	Luke De La Cour	Suzuki GSXR 1000	7	9:10.701	+6.504	89.566	1:17.215	5	91.255	
6	73	Mark Parrett	Yamaha R1 1000	7	9:11.209	+7.012	89.483	1:16.871	5	91.664	C&C Ltd
7	77	Steve Jordan	Suzuki GSXR 1000	7	9:31.238	+27.041	86.346	1:20.321	2	87.726	
8	48	Stephen Thomson	Suzuki GSXR 1000	7	9:41.598	+37.401	84.808	1:20.545	7	87.483	
9	23	Xabier Gil	Yamaha R1 1000	7	9:42.177	+37.980	84.723	1:21.220	2	86.755	Servigroup.com
10	51	Adrian Chamlerlain	Suzuki GSXR 1000	7	9:42.207	+38.010	84.719	1:20.582	7	87.442	
11	7	Dean Bowling	Ducati S 1098	7	9:44.263	+40.066	84.421	1:21.061	2	86.926	
12	31	Rob Currie	Suzuki GSXR 1000	7	9:45.519	+41.322	84.240	1:22.289	2	85.628	
13	79	Gerrard Fallon	Suzuki GSXR 1000	7	9:46.662	+42.465	84.076	1:21.091	7	86.893	
14	8	Nick Daghorn	Yamaha R1 1000	7	9:51.867	+47.670	83.336	1:21.894	6	86.041	
15	87	Matt Flower	Yamaha R1 1000	7	9:55.807	+51.610	82.785	1:23.222	3	84.668	Bourne Racing
16	21	Pete Weston	Yamaha R1 1000	7	9:57.692	+53.495	82.524	1:23.247	2	84.643	Trentside Racing
17	37	Mick Hancock	Suzuki GSXR 1000	7	10:06.031	+1:01.834	81.389	1:23.197	2	84.694	Entire Engineering
18	93	Garry Lawrence	Suzuki GSXR 1000	7	10:15.097	+1:10.900	80.189	1:25.370	3	82.538	Country Properties
19	12	Dave Diboll	Kawasaki ZXR 1000	6	9:10.518	1 Lap	76.796	1:29.895	5	78.383	Top Cat Racing
20	15	Sam Smeeton	Honda VTR 1000	6	9:27.407	+16.889	74.510	1:31.725	2	76.820	
Not classified											
DNF	55	Ricky Bull	Honda CBR 1000	2	3:02.159	-	77.364	1:27.768	2	80.283	
DNF	74	Andrew Burke	Yamaha R1 1000	0	-----	-	-	-----	0	-	Templemore Developments
DNF	75	Peter Woodall	Honda CBR 1000	0	-----	-	-	-----	0	-	

Announcements

10 SECOND PENALTY TO BIKE 37 FOR A JUMP START.

Margin of Victory	Avg. Speed	Best Lap Tm	Best Spd	Best Lap by
+4.015	90.636	1:15.990	92.726	[5] Michael Neeves

Chief Timekeeper

Orbits 4



www.amb-it.com
www.mylaps.com

Licensed to: RS Sports Timing



2 - BMCRC - MRO CHAMPIONSHIPS 2008

Lapchart


BMCRC POWERBIKES

DONINGTON PARK NATIONAL 1.957 Miles

RACE 7

23/03/2008 12:06

Race (7 Laps)



Competitors	Laps						
	1	2	3	4	5	6	7
Joe Symonds (22)	22	22	22	5	5	5	5
Peter Baker (3)	3	3	5	22	22	22	22
Michael Neeves (5)	5	5	3	20	20	3	3
Luke De La Cour (46)	46	20	20	3	3	20	20
Oli Henderson (20)	20	46	46	46	46	46	46
Mark Parrett (73)	73	73	73	73	73	73	73
Steve Jordan (77)	77	77	77	77	77	77	77
Dean Bowling (7)	7	7	7	7	23	23	48
Xabier Gil (23)	23	23	23	23	7	48	23
Rob Currie (31)	31	31	31	31	48	51	51
Pete Weston (21)	21	21	21	48	31	7	7
Adrian Chamlerlain (51)	51	48	48	51	51	31	31
Gerrard Fallon (79)	79	79	51	79	79	79	79
Stephen Thomson (48)	48	51	79	21	8	8	8
Matt Flower (87)	87	37	37	37	37	37	87
Mick Hancock (37)	37	87	87	8	87	87	37
Nick Daghorn (8)	8	8	8	87	21	21	21
Garry Lawrence (93)	93	93	93	93	93	93	93
Ricky Bull (55)	55	55	12	12	12	12	
Dave Diboll (12)	12	12	15	15	15	15	
Sam Smeeton (15)	15	15					
-	22						
-	23						

Chief Timekeeper

Orbits 4



www.amb-it.com
www.mylaps.com

Licensed to: RS Sports Timing



2 - BMCRC - MRO CHAMPIONSHIPS 2008

BMCRC POWERBIKES

DONINGTON PARK NATIONAL 1.957 Miles

RACE 7

23/03/2008 12:06

Race (7 Laps)

Lap	Lap Tm	Diff	Time of Day
(5) Michael Neeves			
1	-:---		12:07:46.661
2	1:17.384	+1.394	12:09:04.045
3	1:17.595	+1.605	12:10:21.640
4	1:17.573	+1.583	12:11:39.213
5	1:15.990	-	12:12:55.203
6	1:16.095	+0.105	12:14:11.298
7	1:16.303	+0.313	12:15:27.601
(22) Joe Symonds			
1	-:---		12:07:45.405
2	1:17.818	+0.680	12:09:03.223
3	1:17.967	+0.829	12:10:21.190
4	1:18.212	+1.074	12:11:39.402
5	1:17.138	-	12:12:56.540
6	1:17.436	+0.298	12:14:13.976
7	1:17.640	+0.502	12:15:31.616
(3) Peter Baker			
1	-:---		12:07:46.400
2	1:17.429	+0.129	12:09:03.829
3	1:18.234	+0.934	12:10:22.063
4	1:18.142	+0.842	12:11:40.205
5	1:17.314	+0.014	12:12:57.519
6	1:17.408	+0.108	12:14:14.927
7	1:17.300	-	12:15:32.227
(20) Oli Henderson			
1	-:---		12:07:47.363
2	1:17.245	+0.207	12:09:04.608
3	1:17.608	+0.570	12:10:22.216
4	1:17.502	+0.464	12:11:39.718
5	1:17.038	-	12:12:56.756
6	1:18.312	+1.274	12:14:15.068
7	1:18.800	+1.762	12:15:33.868
(46) Luke De La Cour			
1	-:---		12:07:46.991
2	1:18.162	+0.947	12:09:05.153
3	1:18.030	+0.815	12:10:23.183
4	1:17.715	+0.500	12:11:40.898
5	1:17.215	-	12:12:58.113
6	1:17.425	+0.210	12:14:15.538
7	1:18.567	+1.352	12:15:34.105
(73) Mark Parrett			
1	-:---		12:07:47.827
2	1:17.842	+0.971	12:09:05.669
3	1:17.977	+1.106	12:10:23.646
4	1:17.970	+1.099	12:11:41.616
5	1:16.871	-	12:12:58.487
6	1:17.760	+0.889	12:14:16.247
7	1:18.366	+1.495	12:15:34.613
(77) Steve Jordan			
1	-:---		12:07:49.782
2	1:20.321	-	12:09:10.103
3	1:20.721	+0.400	12:10:30.824
4	1:20.856	+0.535	12:11:51.680
5	1:20.722	+0.401	12:13:12.402
6	1:20.667	+0.346	12:14:33.069
7	1:21.573	+1.252	12:15:54.642
(48) Stephen Thomson			
1	-:---		12:07:54.244

Lap	Lap Tm	Diff	Time of Day
2	1:22.392	+1.847	12:09:16.636
3	1:23.435	+2.950	12:10:40.131
4	1:21.793	+1.188	12:12:01.864
5	1:20.875	+0.330	12:13:22.739
6	1:21.718	+1.173	12:14:44.457
7	1:20.545	-	12:16:05.002
(23) Xabier Gil			
1	-:---		12:07:50.557
2	1:21.220	-	12:09:11.777
3	1:21.688	+0.468	12:10:33.465
4	1:24.153	+2.933	12:11:57.618
5	1:23.996	+2.776	12:13:21.614
6	1:22.585	+1.365	12:14:44.199
7	1:21.382	+0.162	12:16:05.581
(51) Adrian Chamlerlain			
1	-:---		12:07:53.502
2	1:23.596	+3.014	12:09:17.098
3	1:23.493	+2.911	12:10:40.591
4	1:21.734	+1.152	12:12:02.325
5	1:20.961	+0.379	12:13:23.286
6	1:21.743	+1.161	12:14:45.029
7	1:20.582	-	12:16:05.611
(7) Dean Bowling			
1	-:---		12:07:50.336
2	1:21.061	-	12:09:11.397
3	1:21.932	+0.871	12:10:33.329
4	1:23.964	+2.903	12:11:57.293
5	1:24.683	+3.622	12:13:21.976
6	1:23.580	+2.519	12:14:45.556
7	1:22.111	+1.050	12:16:07.667
(31) Rob Currie			
1	-:---		12:07:51.984
2	1:22.289	-	12:09:14.273
3	1:22.683	+0.394	12:10:36.956
4	1:23.016	+0.727	12:11:59.972
5	1:23.176	+0.887	12:13:23.148
6	1:23.251	+0.962	12:14:46.399
7	1:22.524	+0.235	12:16:08.923
(79) Gerrard Fallon			
1	-:---		12:07:53.863
2	1:22.967	+1.876	12:09:16.830
3	1:23.998	+2.907	12:10:40.828
4	1:24.712	+3.621	12:12:05.540
5	1:22.090	+0.999	12:13:27.630
6	1:21.345	+0.254	12:14:48.975
7	1:21.091	-	12:16:10.066
(8) Nick Daghorn			
1	-:---		12:07:55.463
2	1:23.609	+1.715	12:09:19.072
3	1:23.506	+1.612	12:10:42.578
4	1:24.019	+2.125	12:12:06.597
5	1:23.628	+1.734	12:13:30.225
6	1:21.894	-	12:14:52.119
7	1:23.152	+1.258	12:16:15.271
(87) Matt Flower			
1	-:---		12:07:54.949
2	1:23.911	+0.689	12:09:18.860
3	1:23.222	-	12:10:42.082
4	1:24.810	+1.588	12:12:06.892

Lap	Lap Tm	Diff	Time of Day
5	1:24.216	+0.994	12:13:31.108
6	1:23.944	+0.722	12:14:55.052
7	1:24.159	+0.937	12:16:19.211
(21) Pete Weston			
1	-:---		12:07:53.113
2	1:23.247	-	12:09:16.360
3	1:23.432	+0.185	12:10:39.792
4	1:25.868	+2.621	12:12:05.660
5	1:25.829	+2.582	12:13:31.489
6	1:24.655	+1.408	12:14:56.144
7	1:24.952	+1.705	12:16:21.096
(37) Mick Hancock			
1	-:---		12:07:55.145
2	1:23.197	-	12:09:18.342
3	1:23.302	+0.105	12:10:41.644
4	1:24.459	+1.262	12:12:06.103
5	1:24.649	+1.452	12:13:30.752
6	1:23.755	+0.558	12:14:54.507
7	1:24.928	+1.731	12:16:19.435
(93) Garry Lawrence			
1	-:---		12:07:56.537
2	1:25.439	+0.069	12:09:21.976
3	1:25.370	-	12:10:47.346
4	1:28.264	+2.894	12:12:15.610
5	1:28.500	+3.130	12:13:44.110
6	1:27.170	+1.800	12:15:11.280
7	1:27.221	+1.851	12:16:38.501
(12) Dave Diboll			
1	-:---		12:08:00.366
2	1:30.102	+0.207	12:09:30.468
3	1:31.799	+1.904	12:11:02.267
4	1:30.498	+0.603	12:12:32.765
5	1:29.895	-	12:14:02.660
6	1:31.262	+1.367	12:15:33.922
(15) Sam Smeeton			
1	-:---		12:08:03.022
2	1:31.725	-	12:09:34.747
3	1:34.392	+2.667	12:11:09.139
4	1:33.415	+1.690	12:12:42.554
5	1:33.897	+2.172	12:14:16.451
6	1:34.360	+2.635	12:15:50.811
(55) Ricky Bull			
1	-:---		12:07:57.795
2	1:27.768	-	12:09:25.563

Chief Timekeeper

Orbits 4



www.amb-it.com
www.mylaps.com

Licensed to: RS Sports Timing



2 - BMCRC - MRO CHAMPIONSHIPS 2008

Sorted on Laps

BMCRC POWERBIKES

DONINGTON PARK NATIONAL 1.957 Miles

RACE 17

23/03/2008 16:13

Race (7 Laps)

Pos	No.	Name	Bike	Laps	Total Tm	Diff	Avg. Speed	Best Tm	In Lap	Best Spd	Sponsor
1	29	Mark Lister	Suzuki GSXR 1000	7	8:53.308	-	92.487	1:14.808	3	94.192	LCS/Orwell M/c's
2	3	Peter Baker	Suzuki GSXR 1000	7	8:55.951	+2.643	92.031	1:15.942	5	92.785	Morello Roofing
3	22	Joe Symonds	Yamaha R1 1000	7	9:06.843	+13.535	90.198	1:16.828	6	91.715	
4	73	Mark Parrett	Yamaha R1 1000	7	9:10.443	+17.135	89.608	1:16.157	6	92.523	C&C Ltd
5	48	Stephen Thomson	Suzuki GSXR 1000	7	9:15.555	+22.247	88.783	1:17.774	6	90.599	
6	20	Oli Henderson	Suzuki GSXR 1000	7	9:15.752	+22.444	88.752	1:18.141	4	90.174	Easigrass
7	77	Steve Jordan	Suzuki GSXR 1000	7	9:17.964	+24.656	88.400	1:18.349	6	89.935	
8	7	Dean Bowling	Ducati S 1098	7	9:25.310	+32.002	87.251	1:19.566	4	88.559	
9	46	Luke De La Cour	Suzuki GSXR 1000	7	9:25.476	+32.168	87.226	1:19.332	3	88.820	
10	75	Peter Woodall	Honda CBR 1000	7	9:25.863	+32.555	87.166	1:18.879	6	89.330	
11	31	Rob Currie	Suzuki GSXR 1000	7	9:26.956	+33.648	86.998	1:19.400	4	88.744	
12	87	Matt Flower	Yamaha R1 1000	7	9:40.492	+47.184	84.969	1:20.924	7	87.073	Bourne Racing
13	79	Gerrard Fallon	Suzuki GSXR 1000	7	9:40.856	+47.548	84.916	1:21.032	7	86.957	
14	37	Mick Hancock	Suzuki GSXR 1000	7	9:40.873	+47.565	84.914	1:20.877	7	87.123	Entire Engineering
15	8	Nick Daghorn	Yamaha R1 1000	7	9:42.291	+48.983	84.707	1:21.298	6	86.672	
16	21	Pete Weston	Yamaha R1 1000	7	9:58.210	+1:04.902	82.453	1:24.271	2	83.615	Trentside Racing
17	55	Ricky Bull	Honda CBR 1000	7	10:18.367	+1:25.059	79.765	1:25.903	7	82.026	
18	12	Dave Diboll	Kawasaki ZXR 1000	6	8:54.858	1 Lap	79.045	1:26.326	2	81.624	Top Cat Racing
19	15	Sam Smeeton	Honda VTR 1000	6	9:13.793	+18.935	76.342	1:30.139	3	78.171	
Not classified											
DNF	74	Andrew Burke	Yamaha R1 1000	3	4:07.154	-	85.529	1:20.005	2	88.073	Templemore Developments
DNF	23	Xabier Gil	Yamaha R1 1000	3	5:20.344	-	65.988	1:46.131	2	66.392	Servigroup.com
DNF	5	Michael Neeves	Yamaha R1 1000	2	3:21.766	-	69.846	1:59.852	2	58.792	Benjy Alloys/PJB Tech Services

Margin of Victory	Avg. Speed	Best Lap Tm	Best Spd	Best Lap by
+2.643	92.487	1:14.808	94.192	[29] Mark Lister

Chief Timekeeper

Orbits 4



www.amb-it.com
www.mylaps.com

Licensed to: RS Sports Timing

Page 1/1

Printed: 23/03/2008 16:24:22



2 - BMCRC - MRO CHAMPIONSHIPS 2008

Lapchart

BMCRC POWERBIKES

DONINGTON PARK NATIONAL 1.957 Miles

RACE 17

23/03/2008 16:13

Race (7 Laps)

Competitors	Laps							
	1	2	3	4	5	6	7	
Peter Baker (3)	1	3	3	3	3	29	29	29
Michael Neeves (5)	2	5	29	29	29	3	3	3
Mark Lister (29)	3	29	22	22	22	22	22	22
Joe Symonds (22)	4	22	20	20	20	73	73	73
Oli Henderson (20)	5	20	48	48	73	20	20	48
Luke De La Cour (46)	6	46	73	73	48	48	48	20
Stephen Thomson (48)	7	48	46	46	77	77	77	77
Steve Jordan (77)	8	77	77	77	46	46	46	7
Mark Parrett (73)	9	73	7	7	7	7	7	46
Dean Bowling (7)	10	7	31	31	31	31	75	75
Rob Currie (31)	11	31	74	74	75	75	31	31
Andrew Burke (74)	12	74	75	75	87	87	87	87
Matt Flower (87)	13	87	87	87	79	79	79	79
Peter Woodall (75)	14	75	79	79	37	37	37	37
Gerrard Fallon (79)	15	79	8	8	8	8	8	8
Mick Hancock (37)	16	37	37	37	21	21	21	21
Nick Daghorn (8)	17	8	21	21	12	12	55	55
Pete Weston (21)	18	21	12	12	55	55	12	
Dave Diboll (12)	19	12	55	55	15	15	15	
Ricky Bull (55)	20	55	15	15				
Sam Smeeton (15)	21	15	5	23				
Xabier Gil (23)	22	23	23					

Chief Timekeeper

Orbits 4



www.amb-it.com
www.mylaps.com

Licensed to: RS Sports Timing



2 - BMCRC - MRO CHAMPIONSHIPS 2008

BMCRC POWERBIKES

DONINGTON PARK NATIONAL 1.957 Miles

RACE 17

23/03/2008 16:13

Race (7 Laps)

Lap	Lap Tm	Diff	Time of Day
(29) Mark Lister			
1	-:--		16:14:47.413
2	1:15.547	+0.739	16:16:02.960
3	1:14.808	-	16:17:17.768
4	1:15.379	+0.571	16:18:33.147
5	1:15.292	+0.484	16:19:48.439
6	1:15.249	+0.441	16:21:03.688
7	1:15.108	+0.300	16:22:18.796
(3) Peter Baker			
1	-:--		16:14:44.652
2	1:16.131	+0.189	16:16:00.783
3	1:16.313	+0.371	16:17:17.096
4	1:15.958	+0.016	16:18:33.054
5	1:15.942	-	16:19:48.996
6	1:16.286	+0.344	16:21:05.282
7	1:16.157	+0.215	16:22:21.439
(22) Joe Symonds			
1	-:--		16:14:47.510
2	1:17.732	+0.904	16:16:05.242
3	1:17.235	+0.407	16:17:22.477
4	1:17.579	+0.751	16:18:40.056
5	1:17.620	+0.792	16:19:57.676
6	1:16.828	-	16:21:14.504
7	1:17.827	+0.999	16:22:32.331
(73) Mark Parrett			
1	-:--		16:14:50.378
2	1:19.361	+3.204	16:16:09.739
3	1:18.491	+2.334	16:17:28.230
4	1:16.694	+0.537	16:18:44.924
5	1:17.871	+1.714	16:20:02.795
6	1:16.157	-	16:21:18.952
7	1:16.979	+0.822	16:22:35.931
(48) Stephen Thomson			
1	-:--		16:14:49.965
2	1:19.607	+1.833	16:16:09.572
3	1:18.490	+0.716	16:17:28.062
4	1:18.490	+0.716	16:18:46.552
5	1:18.244	+0.470	16:20:04.796
6	1:17.774	-	16:21:22.570
7	1:18.473	+0.699	16:22:41.043
(20) Oli Henderson			
1	-:--		16:14:49.260
2	1:18.464	+0.323	16:16:07.724
3	1:18.568	+0.427	16:17:26.292
4	1:18.141	-	16:18:44.433
5	1:19.048	+0.907	16:20:03.481
6	1:18.557	+0.416	16:21:22.038
7	1:19.202	+1.061	16:22:41.240
(77) Steve Jordan			
1	-:--		16:14:50.172
2	1:20.184	+1.835	16:16:10.356
3	1:19.177	+0.828	16:17:29.533
4	1:18.586	+0.237	16:18:48.119
5	1:18.535	+0.186	16:20:06.654
6	1:18.349	-	16:21:25.003
7	1:18.449	+0.100	16:22:43.452
(7) Dean Bowling			
1	-:--		16:14:50.849

Lap	Lap Tm	Diff	Time of Day
2	1:19.929	+0.363	16:16:10.778
3	1:19.739	+0.173	16:17:30.517
4	1:19.566	-	16:18:50.083
5	1:20.312	+0.746	16:20:10.395
6	1:19.721	+0.155	16:21:30.116
7	1:20.682	+1.116	16:22:50.798
(46) Luke De La Cour			
1	-:--		16:14:49.585
2	1:20.302	+0.970	16:16:09.887
3	1:19.332	-	16:17:29.219
4	1:19.485	+0.153	16:18:48.704
5	1:20.602	+1.270	16:20:09.306
6	1:20.355	+1.023	16:21:29.661
7	1:21.303	+1.971	16:22:50.964
(75) Peter Woodall			
1	-:--		16:14:53.165
2	1:20.750	+1.871	16:16:13.915
3	1:19.315	+0.436	16:17:33.230
4	1:19.024	+0.145	16:18:52.254
5	1:19.272	+0.393	16:20:11.526
6	1:18.879	-	16:21:30.405
7	1:20.946	+2.067	16:22:51.351
(31) Rob Currie			
1	-:--		16:14:51.409
2	1:19.751	+0.351	16:16:11.160
3	1:20.083	+0.683	16:17:31.243
4	1:19.400	-	16:18:50.643
5	1:20.299	+0.899	16:20:10.942
6	1:20.529	+1.129	16:21:31.471
7	1:20.973	+1.573	16:22:52.444
(87) Matt Flower			
1	-:--		16:14:52.905
2	1:22.931	+2.007	16:16:15.836
3	1:22.910	+1.986	16:17:38.746
4	1:22.442	+1.518	16:19:01.188
5	1:22.338	+1.414	16:20:23.526
6	1:21.530	+0.606	16:21:45.056
7	1:20.924	-	16:23:05.980
(79) Gerrard Fallon			
1	-:--		16:14:53.182
2	1:22.868	+1.836	16:16:16.050
3	1:23.252	+2.220	16:17:39.302
4	1:22.533	+1.501	16:19:01.835
5	1:22.005	+0.973	16:20:23.840
6	1:21.472	+0.440	16:21:45.312
7	1:21.032	-	16:23:06.344
(37) Mick Hancock			
1	-:--		16:14:53.350
2	1:23.095	+2.218	16:16:16.445
3	1:23.500	+2.623	16:17:39.945
4	1:22.108	+1.231	16:19:02.053
5	1:21.800	+0.923	16:20:23.853
6	1:21.631	+0.754	16:21:45.484
7	1:20.877	-	16:23:06.361
(8) Nick Daghorn			
1	-:--		16:14:54.006
2	1:22.208	+0.910	16:16:16.214
3	1:23.527	+2.229	16:17:39.741
4	1:22.799	+1.501	16:19:02.540

Lap	Lap Tm	Diff	Time of Day
5	1:21.995	+0.697	16:20:24.535
6	1:21.298	-	16:21:45.833
7	1:21.946	+0.648	16:23:07.779
(21) Pete Weston			
1	-:--		16:14:55.833
2	1:24.271	-	16:16:20.104
3	1:24.854	+0.583	16:17:44.958
4	1:25.358	+1.087	16:19:10.316
5	1:24.484	+0.213	16:20:34.800
6	1:24.371	+0.100	16:21:59.171
7	1:24.527	+0.256	16:23:23.698
(55) Ricky Bull			
1	-:--		16:14:58.789
2	1:27.230	+1.327	16:16:26.019
3	1:28.436	+2.533	16:17:54.455
4	1:28.861	+2.958	16:19:23.316
5	1:28.365	+2.462	16:20:51.681
6	1:26.271	+0.368	16:22:17.952
7	1:25.903	-	16:23:43.855
(12) Dave Diboll			
1	-:--		16:14:57.929
2	1:26.326	-	16:16:24.255
3	1:28.486	+2.160	16:17:52.741
4	1:28.647	+2.321	16:19:21.388
5	1:29.285	+2.959	16:20:50.673
6	1:29.673	+3.347	16:22:20.346
(15) Sam Smeeton			
1	-:--		16:15:02.255
2	1:30.312	+0.173	16:16:32.567
3	1:30.139	-	16:18:02.706
4	1:33.548	+3.409	16:19:36.254
5	1:31.071	+0.932	16:21:07.325
6	1:31.956	+1.817	16:22:39.281
(74) Andrew Burke			
1	-:--		16:14:52.498
2	1:20.005	-	16:16:12.503
3	1:20.139	+0.134	16:17:32.642
(23) Xabier Gil			
1	-:--		16:15:07.909
2	1:46.131	-	16:16:54.040
3	1:51.792	+5.661	16:18:45.832
(5) Michael Neeves			
1	-:--		16:14:47.402
2	1:59.852	-	16:16:47.254

Chief Timekeeper

Orbits 4



www.amb-it.com
www.mylaps.com

Licensed to: RS Sports Timing



2 - BMCRC - MRO CHAMPIONSHIPS 2008

Sorted on Best Lap time

PIRELLI-METZELER STOCKSPORT 600

DONINGTON PARK NATIONAL 1.957 Miles

PRACTICE

22/03/2008 10:27

Practice

Pos	No.	Name	Bike	Best Tm	Diff	Best Spd	In Lap	Sponsor
1	9	Patrick Sheridan	Yamaha R6 600	1:23.793	-	84.092	4	LancsVille Construction
2	5	Ben Lightowler	Yamaha R6 600	1:26.000	+2.207	81.933	5	
3	71	Jonathan Railton	Yamaha R6 600	1:26.712	+2.919	81.261	5	
4	65	Sam Warren	Yamaha R6 600	1:27.442	+3.649	80.582	5	Mission Racing
5	79	Grant Whitaker	Yamaha R6 600	1:28.578	+4.785	79.549	4	HWW/Ferris
6	44	George Hogton-Rusling	Yamaha R6 600	1:30.125	+6.332	78.183	5	Syd Smith M/C Spares
7	70	Dean Morrice	Yamaha R6 600	1:30.581	+6.788	77.790	3	Walker Transport
8	28	Sam Middlemas	Triumph 675	1:31.244	+7.451	77.225	5	MKW Suspension
9	91	Steve Parrott	Suzuki GSXR 600	1:31.627	+7.834	76.902	5	Stoneways
10	4	Mark Wallis	Yamaha R6 600	1:31.881	+8.088	76.689	5	Bikebusters Ltd
11	82	James Emmett	Honda CBR 600	1:32.496	+8.703	76.179	5	
12	43	Seb Bulpin	Yamaha R6 600	1:33.817	+10.024	75.107	3	www.manageurope.com
13	30	Stuart Parsons	Yamaha R6 600	1:33.944	+10.151	75.005	5	Tachbrook Rd Motors
14	53	Robert Moon	Suzuki GSXR 600	1:35.525	+11.732	73.764	2	Steve Bennett/Weruwise
15	48	Ashley Chivers	Yamaha R6 600	1:35.721	+11.928	73.613	3	
16	23	Adam Palfreman	Honda CBR 600	1:35.885	+12.092	73.487	4	Safelink
17	22	Adam Foster	Suzuki GSXR 600	1:36.173	+12.380	73.267	4	
18	21	Chris Maile	Suzuki GSXR 600	1:37.695	+13.902	72.125	4	Revolution Signs Ltd
19	47	Mark Nerlich	Suzuki GSXR 600	1:37.900	+14.107	71.974	4	ICM
20	34	Andy Needham	Yamaha R6 600	1:44.520	+20.727	67.416	2	Pro-Actice Signs
21	31	Daniel Watkins	Suzuki GSXR 600	1:44.879	+21.086	67.185	3	
22	24	William Whiting	Suzuki GSXR 600	1:46.402	+22.609	66.223	4	
23	55	Steven Smith	Triumph 675	1:47.202	+23.409	65.729	3	

Chief Timekeeper

Orbits 4



www.amb-it.com

www.mylaps.com

Licensed to: RS Sports Timing



2 - BMCRC - MRO CHAMPIONSHIPS 2008

PIRELLI-METZELER STOCKSPORT 600

DONINGTON PARK NATIONAL 1.957 Miles

PRACTICE

22/03/2008 10:27

Practice

Lap	Lap Tm	Diff	Time of Day
(9) Patrick Sheridan			
1	-:--		10:28:51.675
2	1:27.377	+3.584	10:30:19.052
3	1:25.345	+1.552	10:31:44.397
4	1:23.793	-	10:33:08.190
5	1:26.620	+2.827	10:34:34.810

Lap	Lap Tm	Diff	Time of Day
(5) Ben Lightowler			
1	-:--		10:28:53.127
2	1:28.239	+2.239	10:30:21.366
3	1:26.169	+0.169	10:31:47.535
4	1:26.744	+0.744	10:33:14.279
5	1:26.000	-	10:34:40.279

Lap	Lap Tm	Diff	Time of Day
(71) Jonathan Railton			
1	-:--		10:28:53.684
2	1:30.653	+3.941	10:30:24.337
3	1:27.099	+0.387	10:31:51.436
4	1:26.909	+0.197	10:33:18.345
5	1:26.712	-	10:34:45.057
6	1:26.982	+0.270	10:36:12.039

Lap	Lap Tm	Diff	Time of Day
(65) Sam Warren			
1	-:--		10:29:17.843
2	1:32.342	+4.900	10:30:50.185
3	1:30.345	+2.903	10:32:20.530
4	1:29.262	+1.820	10:33:49.792
5	1:27.442	-	10:35:17.234

Lap	Lap Tm	Diff	Time of Day
(79) Grant Whitaker			
1	-:--		10:29:04.553
2	3:56.464	+2:27.886	10:33:01.017
3	1:29.626	+1.048	10:34:30.643
4	1:28.578	-	10:35:59.221

Lap	Lap Tm	Diff	Time of Day
(44) George Hogton-Rusling			
1	-:--		10:29:04.428
2	1:37.613	+7.488	10:30:42.041
3	1:33.158	+3.033	10:32:15.199
4	1:31.980	+1.855	10:33:47.179
5	1:30.125	-	10:35:17.304

Lap	Lap Tm	Diff	Time of Day
(70) Dean Morrice			
1	-:--		10:29:17.457
2	1:33.757	+3.176	10:30:51.214
3	1:30.581	-	10:32:21.795
4	1:31.133	+0.552	10:33:52.928
5	1:37.136	+6.555	10:35:30.064

Lap	Lap Tm	Diff	Time of Day
(28) Sam Middlemas			
1	-:--		10:29:10.544
2	1:39.420	+8.176	10:30:49.964
3	1:35.425	+4.181	10:32:25.389
4	1:34.514	+3.270	10:33:59.903
5	1:31.244	-	10:35:31.147

Lap	Lap Tm	Diff	Time of Day
(91) Steve Parrott			
1	-:--		10:29:15.069
2	1:38.496	+6.869	10:30:53.565
3	1:33.260	+1.633	10:32:26.825
4	1:34.493	+2.866	10:34:01.318
5	1:31.627	-	10:35:32.945

Lap	Lap Tm	Diff	Time of Day
(4) Mark Wallis			
1	-:--		10:29:03.876

Lap	Lap Tm	Diff	Time of Day
2	1:37.112	+5.231	10:30:40.988
3	1:33.517	+1.636	10:32:14.505
4	1:32.092	+0.211	10:33:46.597
5	1:31.881	-	10:35:18.478

Lap	Lap Tm	Diff	Time of Day
(82) James Emmett			
1	-:--		10:29:07.036
2	1:43.773	+11.277	10:30:50.809
3	1:37.332	+4.836	10:32:28.141
4	1:34.212	+1.716	10:34:02.353
5	1:32.496	-	10:35:34.849

Lap	Lap Tm	Diff	Time of Day
(43) Seb Bulpin			
1	-:--		10:28:58.041
2	1:35.124	+1.307	10:30:33.165
3	1:33.817	-	10:32:06.982

Lap	Lap Tm	Diff	Time of Day
(30) Stuart Parsons			
1	-:--		10:29:09.459
2	1:39.399	+5.455	10:30:48.858
3	1:34.583	+0.639	10:32:23.441
4	1:34.043	+0.099	10:33:57.484
5	1:33.944	-	10:35:31.428

Lap	Lap Tm	Diff	Time of Day
(53) Robert Moon			
1	-:--		10:29:06.634
2	1:35.525	-	10:30:42.159
3	1:36.439	+0.914	10:32:18.598

Lap	Lap Tm	Diff	Time of Day
(48) Ashley Chivers			
1	-:--		10:29:10.267
2	4:47.263	+3:11.542	10:33:57.530
3	1:35.721	-	10:35:33.251

Lap	Lap Tm	Diff	Time of Day
(23) Adam Palfreman			
1	-:--		10:29:00.444
2	1:38.762	+2.877	10:30:39.206
3	1:37.005	+1.120	10:32:16.211
4	1:35.885	-	10:33:52.096

Lap	Lap Tm	Diff	Time of Day
(22) Adam Foster			
1	-:--		10:29:11.109
2	1:42.040	+5.867	10:30:53.149
3	1:37.776	+1.603	10:32:30.925
4	1:36.173	-	10:34:07.098
5	1:36.971	+0.798	10:35:44.069

Lap	Lap Tm	Diff	Time of Day
(21) Chris Maile			
1	-:--		10:29:17.605
2	1:44.168	+6.473	10:31:01.773
3	1:40.855	+3.160	10:32:42.628
4	1:37.695	-	10:34:20.323

Lap	Lap Tm	Diff	Time of Day
(47) Mark Nerlich			
1	-:--		10:29:06.501
2	1:43.093	+5.193	10:30:49.594
3	1:39.442	+1.542	10:32:29.036
4	1:37.900	-	10:34:06.936
5	1:39.896	+1.996	10:35:46.832

Lap	Lap Tm	Diff	Time of Day
(34) Andy Needham			
1	-:--		10:32:20.608
2	1:44.520	-	10:34:05.128

Lap	Lap Tm	Diff	Time of Day
(31) Daniel Watkins			
1	-:--		10:29:18.529

Chief Timekeeper

Orbits 4



www.amb-it.com
www.mylaps.com

Licensed to: RS Sports Timing



2 - BMCRC - MRO CHAMPIONSHIPS 2008

Sorted on Best Lap time

PIRELLI-METZELER STOCKSPORT 600

DONINGTON PARK NATIONAL 1.957 Miles

1ST QUALIFYING

22/03/2008 14:24

Qualify

Pos	No.	Name	Bike	Best Tm	Diff	Best Spd	In Lap	Sponsor
1	65	Sam Warren	Yamaha R6 600	1:16.821	-	91.723	9	Mission Racing
2	71	Jonathan Railton	Yamaha R6 600	1:17.091	+0.270	91.402	10	
3	9	Patrick Sheridan	Yamaha R6 600	1:18.002	+1.181	90.335	6	LancsVille Construction
4	44	George Hogton-Rusling	Yamaha R6 600	1:18.263	+1.442	90.033	9	Syd Smith M/C Spares
5	5	Ben Lightowler	Yamaha R6 600	1:18.429	+1.608	89.843	5	
6	79	Grant Whitaker	Yamaha R6 600	1:18.769	+1.948	89.455	10	HWW/Ferris
7	31	Daniel Watkins	Suzuki GSXR 600	1:18.829	+2.008	89.387	7	
8	21	Chris Maile	Suzuki GSXR 600	1:18.913	+2.092	89.292	10	Revolution Signs Ltd
9	28	Sam Middlemas	Triumph 675	1:18.928	+2.107	89.275	10	MKW Suspension
10	55	Steven Smith	Triumph 675	1:19.202	+2.381	88.966	8	
11	82	James Emmett	Honda CBR 600	1:21.231	+4.410	86.744	11	
12	53	Robert Moon	Suzuki GSXR 600	1:21.412	+4.591	86.551	11	Steve Bennett/Weruwise
13	43	Seb Bulpin	Yamaha R6 600	1:21.515	+4.694	86.442	8	www.manageurope.com
14	70	Dean Morrice	Yamaha R6 600	1:21.736	+4.915	86.208	10	Walker Transport
15	22	Adam Foster	Suzuki GSXR 600	1:22.308	+5.487	85.609	9	
16	4	Mark Wallis	Yamaha R6 600	1:22.778	+5.957	85.123	3	Bikebusters Ltd
17	91	Steve Parrott	Suzuki GSXR 600	1:22.991	+6.170	84.904	12	Stoneways
18	30	Stuart Parsons	Yamaha R6 600	1:23.508	+6.687	84.379	8	Tachbrook Rd Motors
19	47	Mark Nerlich	Suzuki GSXR 600	1:24.000	+7.179	83.884	6	ICM
20	23	Adam Palfreman	Honda CBR 600	1:24.941	+8.120	82.955	7	Safelink
21	48	Ashley Chivers	Yamaha R6 600	1:25.840	+9.019	82.086	4	
22	35	Sean Carter	Suzuki GSXR 600	1:31.137	+14.316	77.315	7	SAC Racing
23	34	Andy Needham	Yamaha R6 600	1:33.752	+16.931	75.159	2	Pro-Actice Signs
24	24	William Whiting	Suzuki GSXR 600	1:34.530	+17.709	74.540	3	

Chief Timekeeper

Orbits 4



www.amb-it.com

www.mylaps.com

Licensed to: RS Sports Timing



2 - BMCRC - MRO CHAMPIONSHIPS 2008

PIRELLI-METZELER STOCKSPORT 600

DONINGTON PARK NATIONAL 1.957 Miles

1ST QUALIFYING

22/03/2008 14:24

Qualify

Lap	Lap Tm	Diff	Time of Day
(4) Mark Wallis			
1	-:--		14:27:56.713
2	1:24.525	+1.747	14:29:21.238
3	1:22.778	-	14:30:44.016
4	1:23.004	+0.226	14:32:07.020
5	1:22.970	+0.192	14:33:29.990
6	1:23.518	+0.740	14:34:53.508
7	1:23.989	+1.211	14:36:17.497
8	1:24.072	+1.294	14:37:41.569
9	1:38.594	+15.816	14:39:20.163
(91) Steve Parrott			
1	-:--		14:26:10.684
2	1:28.056	+5.065	14:27:38.740
3	1:26.398	+3.407	14:29:05.138
4	1:24.634	+1.643	14:30:29.772
5	1:27.953	+4.962	14:31:57.725
6	1:24.179	+1.188	14:33:21.904
7	1:23.411	+0.420	14:34:45.315
8	1:23.438	+0.447	14:36:08.753
9	1:23.263	+0.272	14:37:32.016
10	1:23.957	+0.966	14:38:55.973
11	1:25.119	+2.128	14:40:21.092
12	1:22.991	-	14:41:44.083
(30) Stuart Parsons			
1	-:--		14:25:40.161
2	1:29.005	+5.497	14:27:09.166
3	1:25.521	+2.013	14:28:34.687
4	1:24.467	+0.959	14:29:59.154
5	1:24.815	+1.307	14:31:23.969
6	1:25.406	+1.898	14:32:49.375
7	1:24.031	+0.523	14:34:13.406
8	1:23.508	-	14:35:36.914
9	1:24.244	+0.736	14:37:01.158
10	1:24.404	+0.896	14:38:25.562
11	1:39.757	+16.249	14:40:05.319
(47) Mark Nerlich			
1	-:--		14:28:55.132
2	1:30.965	+6.965	14:30:26.097
3	1:31.917	+7.917	14:31:58.014
4	1:24.709	+0.709	14:33:22.723
5	1:24.407	+0.407	14:34:47.130
6	1:24.000	-	14:36:11.130
7	1:25.598	+1.598	14:37:36.728
8	1:25.068	+1.068	14:39:01.796
9	1:24.167	+0.167	14:40:25.963
10	1:24.096	+0.096	14:41:50.059
(23) Adam Palfreman			
1	-:--		14:26:00.438
2	1:27.083	+2.142	14:27:27.521
3	1:26.828	+1.887	14:28:54.349
4	1:26.922	+1.981	14:30:21.271
5	1:26.376	+1.435	14:31:47.647
6	1:25.543	+0.602	14:33:13.190
7	1:24.941	-	14:34:38.131
8	1:26.113	+1.172	14:36:04.244
9	1:24.942	+0.001	14:37:29.186
10	1:26.046	+1.105	14:38:55.232
11	1:26.269	+1.328	14:40:21.501
(48) Ashley Chivers			
1	-:--		14:26:36.022

Lap	Lap Tm	Diff	Time of Day
2	1:39.641	+13.801	14:28:15.663
3	3:10.692	+1:44.852	14:31:26.355
4	1:25.840	-	14:32:52.195
5	1:25.942	+0.102	14:34:18.137
6	1:26.727	+0.887	14:35:44.864
7	1:26.830	+0.990	14:37:11.694
8	1:51.750	+25.910	14:39:03.444
(35) Sean Carter			
1	-:--		14:25:41.192
2	1:36.789	+5.652	14:27:17.981
3	1:35.090	+3.953	14:28:53.071
4	1:34.339	+3.202	14:30:27.410
5	1:35.476	+4.339	14:32:02.886
6	1:31.884	+0.747	14:33:34.770
7	1:31.137	-	14:35:05.907
8	1:31.387	+0.250	14:36:37.294
9	1:31.731	+0.594	14:38:09.025
10	1:39.778	+8.641	14:39:48.803
(34) Andy Needham			
1	-:--		14:25:41.396
2	1:33.752	-	14:27:15.148
3	1:35.398	+1.646	14:28:50.546
4	1:35.284	+1.532	14:30:25.830
5	1:40.739	+6.987	14:32:06.569
6	3:37.084	+2:03.332	14:35:43.653
7	1:34.666	+0.914	14:37:18.319
8	1:35.292	+1.540	14:38:53.611
9	1:34.256	+0.504	14:40:27.867
(24) William Whiting			
1	-:--		14:26:25.305
2	1:35.130	+0.600	14:28:00.435
3	1:34.530	-	14:29:34.965
4	1:35.699	+1.169	14:31:10.664
5	1:43.858	+9.328	14:32:54.522

Chief Timekeeper

Orbits 4



www.amb-it.com
www.mylaps.com

Licensed to: RS Sports Timing



2 - BMCRC - MRO CHAMPIONSHIPS 2008

Sorted on Best Lap time

PIRELLI-METZELER STOCKSPORT 600

DONINGTON PARK NATIONAL 1.957 Miles

2ND QUALIFYING

23/03/2008 09:00

Qualify

Pos	No.	Name	Bike	Best Tm	Diff	Best Spd	In Lap	Sponsor
1	5	Ben Lightowler	Yamaha R6 600	1:36.310	-	73.162	3	
2	70	Dean Morrice	Yamaha R6 600	1:36.874	+0.564	72.737	8	Walker Transport
3	79	Grant Whitaker	Yamaha R6 600	1:37.318	+1.008	72.405	8	HWW/Ferris
4	28	Sam Middlemas	Triumph 675	1:39.112	+2.802	71.094	4	MKW Suspension
5	21	Chris Maile	Suzuki GSXR 600	1:39.288	+2.978	70.968	7	Revolution Signs Ltd
6	65	Sam Warren	Yamaha R6 600	1:39.424	+3.114	70.871	4	Mission Racing
7	44	George Hogton-Rusling	Yamaha R6 600	1:39.429	+3.119	70.867	4	Syd Smith M/C Spares
8	30	Stuart Parsons	Yamaha R6 600	1:39.970	+3.660	70.484	2	Tachbrook Rd Motors
9	4	Mark Wallis	Yamaha R6 600	1:40.252	+3.942	70.286	4	Bikebusters Ltd
10	22	Adam Foster	Suzuki GSXR 600	1:43.583	+7.273	68.025	6	
11	23	Adam Palfreman	Honda CBR 600	1:44.653	+8.343	67.330	3	Safelink
12	53	Robert Moon	Suzuki GSXR 600	1:46.861	+10.551	65.939	2	Steve Bennett/Weruwise
13	82	James Emmett	Honda CBR 600	1:48.297	+11.987	65.064	2	
14	35	Sean Carter	Suzuki GSXR 600	1:48.791	+12.481	64.769	2	SAC Racing
15	91	Steve Parrott	Suzuki GSXR 600	1:50.345	+14.035	63.857	2	Stoneways
16	24	William Whiting	Suzuki GSXR 600	2:00.437	+24.127	58.506	4	

Chief Timekeeper

Orbits 4



www.amb-it.com
www.mylaps.com

Licensed to: RS Sports Timing



2 - BMCRC - MRO CHAMPIONSHIPS 2008

PIRELLI-METZELER STOCKSPORT 600

DONINGTON PARK NATIONAL 1.957 Miles

2ND QUALIFYING

23/03/2008 09:00

Qualify

Lap	Lap Tm	Diff	Time of Day
(5) Ben Lightowler			
1	-:--		9:07:17.329
2	1:37.682	+1.372	9:08:55.011
3	1:36.310	-	9:10:31.321
4	1:42.491	+6.181	9:12:13.812

Lap	Lap Tm	Diff	Time of Day
(70) Dean Morrice			
1	-:--		9:03:11.233
2	1:41.171	+4.297	9:04:52.404
3	1:40.621	+3.747	9:06:33.025
4	1:40.352	+3.478	9:08:13.377
5	1:40.689	+3.815	9:09:54.066
6	1:39.203	+2.329	9:11:33.269
7	1:39.055	+2.181	9:13:12.324
8	1:36.874	-	9:14:49.198

Lap	Lap Tm	Diff	Time of Day
(79) Grant Whitaker			
1	-:--		9:02:02.675
2	1:42.934	+5.616	9:03:45.609
3	1:39.320	+2.002	9:05:24.929
4	1:38.781	+1.463	9:07:03.710
5	1:46.812	+9.494	9:08:50.522
6	1:40.045	+2.727	9:10:30.567
7	1:40.740	+3.422	9:12:11.307
8	1:37.318	-	9:13:48.625

Lap	Lap Tm	Diff	Time of Day
(28) Sam Middlemas			
1	-:--		9:09:09.886
2	1:39.619	+0.507	9:10:49.505
3	1:39.540	+0.428	9:12:29.045
4	1:39.112	-	9:14:08.157

Lap	Lap Tm	Diff	Time of Day
(21) Chris Maile			
1	-:--		9:02:02.471
2	1:50.482	+11.194	9:03:52.953
3	3:30.346	+1:51.058	9:07:23.299
4	1:43.028	+3.740	9:09:06.327
5	1:41.113	+1.825	9:10:47.440
6	1:41.008	+1.720	9:12:28.448
7	1:39.288	-	9:14:07.736

Lap	Lap Tm	Diff	Time of Day
(65) Sam Warren			
1	-:--		9:02:07.455
2	1:47.890	+8.466	9:03:55.345
3	1:40.833	+1.409	9:05:36.178
4	1:39.424	-	9:07:15.602
5	1:53.882	+14.458	9:09:09.484

Lap	Lap Tm	Diff	Time of Day
(44) George Hogton-Rusling			
1	-:--		9:02:03.109
2	1:47.319	+7.890	9:03:50.428
3	1:40.071	+0.642	9:05:30.499
4	1:39.429	-	9:07:09.928
5	1:40.349	+0.920	9:08:50.277
6	1:40.905	+1.476	9:10:31.182
7	1:50.637	+11.208	9:12:21.819

Lap	Lap Tm	Diff	Time of Day
(30) Stuart Parsons			
1	-:--		9:06:25.655
2	1:39.970	-	9:08:05.625
3	1:45.188	+5.218	9:09:50.813
4	1:42.132	+2.162	9:11:32.945
5	1:39.980	+0.010	9:13:12.925
6	1:40.658	+0.688	9:14:53.583

Lap	Lap Tm	Diff	Time of Day
(4) Mark Wallis			
1	-:--		9:02:03.639
2	1:44.453	+4.201	9:03:48.092
3	1:40.326	+0.074	9:05:28.418
4	1:40.252	-	9:07:08.670
5	2:30.439	+50.187	9:09:39.109
6	5:29.815	+3:49.563	9:15:08.924

Lap	Lap Tm	Diff	Time of Day
(22) Adam Foster			
1	-:--		9:02:54.046
2	1:48.028	+4.445	9:04:42.074
3	1:45.478	+1.895	9:06:27.552
4	1:44.039	+0.456	9:08:11.591
5	1:45.756	+2.173	9:09:57.347
6	1:43.583	-	9:11:40.930
7	1:44.915	+1.332	9:13:25.845

Lap	Lap Tm	Diff	Time of Day
(23) Adam Palfreman			
1	-:--		9:01:55.031
2	1:47.891	+3.238	9:03:42.922
3	1:44.653	-	9:05:27.575
4	1:46.545	+1.892	9:07:14.120
5	1:57.536	+12.883	9:09:11.656

Lap	Lap Tm	Diff	Time of Day
(53) Robert Moon			
1	-:--		9:05:05.525
2	1:46.861	-	9:06:52.386
3	1:50.848	+3.987	9:08:43.234

Lap	Lap Tm	Diff	Time of Day
(82) James Emmett			
1	-:--		9:02:22.879
2	1:48.297	-	9:04:11.176
3	1:52.199	+3.902	9:06:03.375
4	4:25.828	+2:37.531	9:10:29.203

Lap	Lap Tm	Diff	Time of Day
(35) Sean Carter			
1	-:--		9:03:57.556
2	1:48.791	-	9:05:46.347
3	1:50.428	+1.637	9:07:36.775
4	1:51.118	+2.327	9:09:27.893
5	2:01.638	+12.847	9:11:29.531

Lap	Lap Tm	Diff	Time of Day
(91) Steve Parrott			
1	-:--		9:12:01.902
2	1:50.345	-	9:13:52.247

Lap	Lap Tm	Diff	Time of Day
(24) William Whiting			
1	-:--		9:02:22.720
2	2:08.052	+7.615	9:04:30.772
3	2:01.568	+1.131	9:06:32.340
4	2:00.437	-	9:08:32.777
5	2:09.051	+8.614	9:10:41.828

Chief Timekeeper

Orbits 4



www.amb-it.com
www.mylaps.com

Licensed to: RS Sports Timing



2 - BMCRC - MRO CHAMPIONSHIPS 2008

PIRELLI-METZELER STOCKSPORT 600

DONINGTON PARK NATIONAL 1.957 Miles

COMBINED QUALIFYING

Pos	No.	Name	Bike	Overall BestTm	Diff	In Session	R1. Best Tm	R2. Best Tm	Sponsor
1	65	Sam Warren	Yamaha R6 600	1:16.821	-	1ST QUALIFYING	1:16.821	1:39.424	Mission Racing
2	71	Jonathan Railton	Yamaha R6 600	1:17.091	+0.270	1ST QUALIFYING	1:17.091	-:--	
3	9	Patrick Sheridan	Yamaha R6 600	1:18.002	+1.181	1ST QUALIFYING	1:18.002	-:--	LancsVille Construction
4	44	George Hogton-Rusling	Yamaha R6 600	1:18.263	+1.442	1ST QUALIFYING	1:18.263	1:39.429	Syd Smith M/C Spares
5	5	Ben Lightowler	Yamaha R6 600	1:18.429	+1.608	1ST QUALIFYING	1:18.429	1:36.310	
6	79	Grant Whitaker	Yamaha R6 600	1:18.769	+1.948	1ST QUALIFYING	1:18.769	1:37.318	HWW/Ferris
7	31	Daniel Watkins	Suzuki GSXR 600	1:18.829	+2.008	1ST QUALIFYING	1:18.829	-:--	
8	21	Chris Maile	Suzuki GSXR 600	1:18.913	+2.092	1ST QUALIFYING	1:18.913	1:39.288	Revolution Signs Ltd
9	28	Sam Middlemas	Triumph 675	1:18.928	+2.107	1ST QUALIFYING	1:18.928	1:39.112	MKW Suspension
10	55	Steven Smith	Triumph 675	1:19.202	+2.381	1ST QUALIFYING	1:19.202	-:--	
11	82	James Emmett	Honda CBR 600	1:21.231	+4.410	1ST QUALIFYING	1:21.231	1:48.297	
12	53	Robert Moon	Suzuki GSXR 600	1:21.412	+4.591	1ST QUALIFYING	1:21.412	1:46.861	Steve Bennett/Weruwise
13	43	Seb Bulpin	Yamaha R6 600	1:21.515	+4.694	1ST QUALIFYING	1:21.515	-:--	www.manageurope.com
14	70	Dean Morrice	Yamaha R6 600	1:21.736	+4.915	1ST QUALIFYING	1:21.736	1:36.874	Walker Transport
15	22	Adam Foster	Suzuki GSXR 600	1:22.308	+5.487	1ST QUALIFYING	1:22.308	1:43.583	
16	4	Mark Wallis	Yamaha R6 600	1:22.778	+5.957	1ST QUALIFYING	1:22.778	1:40.252	Bikebusters Ltd
17	91	Steve Parrott	Suzuki GSXR 600	1:22.991	+6.170	1ST QUALIFYING	1:22.991	1:50.345	Stoneways
18	30	Stuart Parsons	Yamaha R6 600	1:23.508	+6.687	1ST QUALIFYING	1:23.508	1:39.970	Tachbrook Rd Motors
19	47	Mark Nerlich	Suzuki GSXR 600	1:24.000	+7.179	1ST QUALIFYING	1:24.000	-:--	ICM
20	23	Adam Palfreman	Honda CBR 600	1:24.941	+8.120	1ST QUALIFYING	1:24.941	1:44.653	Safelink
21	48	Ashley Chivers	Yamaha R6 600	1:25.840	+9.019	1ST QUALIFYING	1:25.840	-:--	
22	35	Sean Carter	Suzuki GSXR 600	1:31.137	+14.316	1ST QUALIFYING	1:31.137	1:48.791	SAC Racing
23	34	Andy Needham	Yamaha R6 600	1:33.752	+16.931	1ST QUALIFYING	1:33.752	-:--	Pro-Actice Signs
24	24	William Whiting	Suzuki GSXR 600	1:34.530	+17.709	1ST QUALIFYING	1:34.530	2:00.437	

Chief Timekeeper

Orbits 4



www.amb-it.com

www.mylaps.com

Licensed to: RS Sports Timing



2 - BMCRC - MRO CHAMPIONSHIPS 2008

Sorted on Laps

PIRELLI-METZELER STOCKSPORT 600

DONINGTON PARK NATIONAL 1.957 Miles

RACE 8 - AMENDED RESULT

23/03/2008 12:24

Race (11 Laps)

Pos	No.	Name	Bike	Laps	Total Tm	Diff	Avg. Speed	Best Tm	In Lap	Best Spd	Sponsor
1	65	Sam Warren	Yamaha R6 600	11	14:03.428	-	91.898	1:15.102	7	93.823	Mission Racing
2	9	Patrick Sheridan	Yamaha R6 600	11	14:04.821	+1.393	91.746	1:15.904	9	92.831	Lancsville Construction
3	44	George Hogton-Rusling	Yamaha R6 600	11	14:14.959	+11.531	90.658	1:15.723	6	93.053	Syd Smith M/C Spares
4	5	Ben Lightowler	Yamaha R6 600	11	14:19.316	+15.888	90.199	1:16.723	7	91.841	
5	55	Steven Smith	Triumph 675	11	14:19.417	+15.989	90.188	1:16.925	7	91.599	
6	79	Grant Whitaker	Yamaha R6 600	11	14:24.678	+21.250	89.639	1:16.602	10	91.986	HWW/Ferris
7	21	Chris Maile	Suzuki GSXR 600	11	14:26.116	+22.688	89.490	1:16.759	8	91.797	Revolution Signs Ltd
8	31	Daniel Watkins	Suzuki GSXR 600	11	14:28.836	+25.408	89.210	1:17.198	8	91.275	
9	43	Seb Bulpin	Yamaha R6 600	11	14:45.715	+42.287	87.510	1:19.252	11	88.910	www.manageeurope.com
10	48	Ashley Chivers	Yamaha R6 600	11	14:45.935	+42.507	87.488	1:19.010	11	89.182	
11	4	Mark Wallis	Yamaha R6 600	11	14:46.438	+43.010	87.439	1:18.988	8	89.207	Bikebusters Ltd
12	70	Dean Morrice	Yamaha R6 600	11	14:47.376	+43.948	87.346	1:19.158	11	89.015	Walker Transport
13	22	Adam Foster	Suzuki GSXR 600	11	14:54.956	+51.528	86.607	1:20.074	5	87.997	
14	30	Stuart Parsons	Yamaha R6 600	11	15:04.156	+1:00.728	85.725	1:21.269	5	86.703	Tachbrook Rd Motors
15	91	Steve Parrott	Suzuki GSXR 600	11	15:04.418	+1:00.990	85.701	1:20.866	8	87.135	Stoneways
16	53	Robert Moon	Suzuki GSXR 600	11	15:05.207	+1:01.779	85.626	1:20.310	10	87.739	Steve Bennett/Weruwise
17	82	James Emmett	Honda CBR 600	11	15:05.382	+1:01.954	85.609	1:19.594	9	88.528	
18	23	Adam Palfreman	Honda CBR 600	11	15:15.928	+1:12.500	84.624	1:21.705	7	86.240	Safelink
19	24	William Whiting	Suzuki GSXR 600	10	14:28.805	1 Lap	81.103	1:24.287	9	83.599	
20	35	Sean Carter	Suzuki GSXR 600	10	14:54.862	+26.057	78.742	1:28.336	9	79.767	SAC Racing
Not classified											
DNF	71	Jonathan Railton	Yamaha R6 600	8	10:20.035	-	90.915	1:15.516	7	93.308	
DQ	28	Sam Middlemas	Triumph 675	11	14:24.636	-	89.644	1:17.020	11	91.486	MKW Suspension

Announcements

BIKE 28 DISQUALIFIED FOR A TECHNICAL INFRINGEMENT.

Margin of Victory	Avg. Speed	Best Lap Tm	Best Spd	Best Lap by
+1.393	91.898	1:15.102	93.823	[65] Sam Warren

Chief Timekeeper

Orbits 4



www.amb-it.com
www.mylaps.com

Licensed to: RS Sports Timing



2 - BMCRC - MRO CHAMPIONSHIPS 2008

Lapchart


PIRELLI-METZELER STOCKSPORT 600

DONINGTON PARK NATIONAL 1.957 Miles

RACE 8

23/03/2008 12:24

Race (11 Laps)



Competitors	Laps										
	1	2	3	4	5	6	7	8	9	10	11
Patrick Sheridan (9)	1	9	9	9	9	9	65	65	65	65	65
George Hogton-Rusling (44)	2	44	44	44	65	65	65	9	9	9	9
Sam Warren (65)	3	65	65	65	44	71	71	71	71	44	44
Ben Lightowler (5)	4	5	71	71	71	44	44	44	44	5	5
Jonathan Railton (71)	5	71	5	55	55	55	55	55	5	55	55
Steven Smith (55)	6	55	55	5	5	5	5	5	55	79	79
Chris Maile (21)	7	21	28	28	28	28	28	28	28	28	79
Sam Middlemas (28)	8	28	21	21	21	21	79	79	21	21	21
Daniel Watkins (31)	9	31	31	31	31	79	21	21	31	31	31
Seb Bulpin (43)	10	43	79	79	79	79	31	31	31	43	43
Grant Whitaker (79)	11	79	43	43	43	43	43	43	4	48	48
Adam Foster (22)	12	22	70	70	70	70	48	48	48	4	4
Dean Morrice (70)	13	70	22	4	4	4	70	70	70	70	70
Mark Wallis (4)	14	4	4	22	48	48	4	4	4	22	22
Robert Moon (53)	15	53	48	48	22	22	22	22	30	30	30
Stuart Parsons (30)	16	30	30	30	30	30	30	30	91	82	91
Ashley Chivers (48)	17	48	53	53	53	53	91	91	82	91	53
Adam Palfreman (23)	18	23	91	91	91	91	53	53	53	53	82
Steve Parrott (91)	19	91	23	23	23	23	82	82	82	23	23
William Whiting (24)	20	24	82	82	82	82	23	23	23	24	24
James Emmett (82)	21	82	24	24	24	24	24	24	35	35	
Sean Carter (35)	22	35	35	35	35	35	35	35	35	35	

Chief Timekeeper

Orbits 4



www.amb-it.com
www.mylaps.com

Licensed to: RS Sports Timing



2 - BMCRC - MRO CHAMPIONSHIPS 2008

PIRELLI-METZELER STOCKSPORT 600

DONINGTON PARK NATIONAL 1.957 Miles

RACE 8

23/03/2008 12:24

Race (11 Laps)

Lap	Lap Tm	Diff	Time of Day
(65) Sam Warren			
1	-:--		12:25:52.928
2	1:17.221	+2.119	12:27:10.149
3	1:16.918	+1.816	12:28:27.067
4	1:16.779	+1.677	12:29:43.846
5	1:16.070	+0.968	12:30:59.916
6	1:15.885	+0.783	12:32:15.801
7	1:15.102	-	12:33:30.903
8	1:16.255	+1.153	12:34:47.158
9	1:16.004	+0.902	12:36:03.162
10	1:16.254	+1.152	12:37:19.416
11	1:15.122	+0.020	12:38:34.538

Lap	Lap Tm	Diff	Time of Day
(9) Patrick Sheridan			
1	-:--		12:25:51.996
2	1:16.913	+1.009	12:27:08.909
3	1:16.820	+0.916	12:28:25.729
4	1:16.354	+0.450	12:29:42.083
5	1:16.222	+0.318	12:30:58.305
6	1:16.636	+0.732	12:32:14.941
7	1:16.258	+0.354	12:33:31.199
8	1:16.187	+0.283	12:34:47.386
9	1:15.904	-	12:36:03.290
10	1:16.491	+0.587	12:37:19.781
11	1:16.150	+0.246	12:38:35.931

Lap	Lap Tm	Diff	Time of Day
(44) George Hogton-Rusling			
1	-:--		12:25:52.680
2	1:17.132	+1.409	12:27:09.812
3	1:17.108	+1.385	12:28:26.920
4	1:17.498	+1.775	12:29:44.418
5	1:17.022	+1.299	12:31:01.440
6	1:15.723	-	12:32:17.163
7	1:16.609	+0.886	12:33:33.772
8	1:17.834	+2.111	12:34:51.606
9	1:17.540	+1.817	12:36:09.146
10	1:17.975	+2.252	12:37:27.121
11	1:18.948	+3.225	12:38:46.069

Lap	Lap Tm	Diff	Time of Day
(5) Ben Lightowler			
1	-:--		12:25:53.976
2	1:18.699	+1.976	12:27:12.675
3	1:18.087	+1.364	12:28:30.762
4	1:17.247	+0.524	12:29:48.009
5	1:17.594	+0.871	12:31:05.603
6	1:17.295	+0.572	12:32:22.898
7	1:16.723	-	12:33:39.621
8	1:17.455	+0.732	12:34:57.076
9	1:17.697	+0.974	12:36:14.773
10	1:17.652	+0.929	12:37:32.425
11	1:18.001	+1.278	12:38:50.426

Lap	Lap Tm	Diff	Time of Day
(55) Steven Smith			
1	-:--		12:25:54.262
2	1:18.563	+1.638	12:27:12.825
3	1:17.440	+0.515	12:28:30.265
4	1:17.255	+0.330	12:29:47.520
5	1:17.847	+0.922	12:31:05.367
6	1:17.062	+0.137	12:32:22.429
7	1:16.925	-	12:33:39.354
8	1:17.952	+1.027	12:34:57.306
9	1:17.788	+0.863	12:36:15.094
10	1:17.345	+0.420	12:37:32.439
11	1:18.088	+1.163	12:38:50.527

Lap	Lap Tm	Diff	Time of Day
(28) Sam Middlemas			
1	-:--		12:25:55.708
2	1:19.042	+2.022	12:27:14.750
3	1:18.309	+1.289	12:28:33.059
4	1:18.223	+1.203	12:29:51.282
5	1:18.153	+1.133	12:31:09.435
6	1:18.148	+1.128	12:32:27.583
7	1:17.610	+0.590	12:33:45.193
8	1:17.694	+0.674	12:35:02.887
9	1:18.264	+1.244	12:36:21.151
10	1:17.575	+0.555	12:37:38.726
11	1:17.020	-	12:38:55.746

Lap	Lap Tm	Diff	Time of Day
(79) Grant Whitaker			
1	-:--		12:25:56.480
2	1:19.160	+2.558	12:27:15.640
3	1:18.862	+2.260	12:28:34.502
4	1:19.137	+2.535	12:29:53.639
5	1:17.705	+1.103	12:31:11.344
6	1:18.207	+1.605	12:32:29.551
7	1:17.309	+0.707	12:33:46.860
8	1:16.659	+0.057	12:35:03.519
9	1:17.597	+0.995	12:36:21.116
10	1:16.602	-	12:37:37.718
11	1:18.070	+1.468	12:38:55.788

Lap	Lap Tm	Diff	Time of Day
(21) Chris Maile			
1	-:--		12:25:55.531
2	1:19.581	+2.822	12:27:15.112
3	1:18.870	+2.111	12:28:33.982
4	1:18.907	+2.148	12:29:52.889
5	1:18.217	+1.458	12:31:11.106
6	1:18.230	+1.471	12:32:29.336
7	1:17.940	+1.181	12:33:47.276
8	1:16.759	-	12:35:04.035
9	1:17.432	+0.673	12:36:21.467
10	1:17.964	+1.205	12:37:39.431
11	1:17.795	+1.036	12:38:57.226

Lap	Lap Tm	Diff	Time of Day
(31) Daniel Watkins			
1	-:--		12:25:55.982
2	1:19.416	+2.218	12:27:15.398
3	1:19.099	+1.901	12:28:34.497
4	1:18.848	+1.650	12:29:53.345
5	1:17.870	+0.672	12:31:11.215
6	1:18.984	+1.786	12:32:30.199
7	1:17.299	+0.101	12:33:47.498
8	1:17.198	-	12:35:04.696
9	1:18.197	+0.999	12:36:22.893
10	1:18.709	+1.511	12:37:41.602
11	1:18.344	+1.146	12:38:59.946

Lap	Lap Tm	Diff	Time of Day
(43) Seb Bulpin			
1	-:--		12:25:56.280
2	1:20.202	+0.950	12:27:16.482
3	1:19.700	+0.448	12:28:36.182
4	1:20.485	+1.233	12:29:56.667
5	1:20.914	+1.662	12:31:17.581
6	1:20.965	+1.713	12:32:38.546
7	1:20.339	+1.087	12:33:58.885
8	1:19.544	+0.292	12:35:18.429
9	1:19.492	+0.240	12:36:37.921
10	1:19.652	+0.400	12:37:57.573
11	1:19.252	-	12:39:16.825

Lap	Lap Tm	Diff	Time of Day
(48) Ashley Chivers			
1	-:--		12:25:59.901

Lap	Lap Tm	Diff	Time of Day
(4) Mark Wallis			
1	-:--		12:25:58.581
2	1:20.519	+1.531	12:27:19.100
3	1:20.659	+1.671	12:28:39.759
4	1:20.793	+1.805	12:30:00.552
5	1:19.878	+0.890	12:31:20.430
6	1:20.167	+1.179	12:32:40.597
7	1:19.870	+0.882	12:34:00.467
8	1:18.988	-	12:35:19.455
9	1:19.125	+0.137	12:36:38.580
10	1:19.855	+0.867	12:37:58.435
11	1:19.113	+0.125	12:39:17.548

Lap	Lap Tm	Diff	Time of Day
(70) Dean Morrice			
1	-:--		12:25:57.493
2	1:20.777	+1.619	12:27:18.270
3	1:21.235	+2.077	12:28:39.505
4	1:20.884	+1.726	12:30:00.389
5	1:19.724	+0.566	12:31:20.113
6	1:20.017	+0.859	12:32:40.130
7	1:19.407	+0.249	12:33:59.537
8	1:19.501	+0.343	12:35:19.038
9	1:20.350	+1.192	12:36:39.388
10	1:19.940	+0.782	12:37:59.328
11	1:19.158	-	12:39:18.486

Lap	Lap Tm	Diff	Time of Day
(22) Adam Foster			
1	-:--		12:25:57.163
2	1:21.732	+1.658	12:27:18.895
3	1:21.316	+1.242	12:28:40.211
4	1:21.209	+1.135	12:30:01.420
5	1:20.074	-	12:31:21.494
6	1:20.334	+0.260	12:32:41.828
7	1:20.263	+0.189	12:34:02.091
8	1:20.820	+0.746	12:35:22.911
9	1:20.955	+0.881	12:36:43.866
10	1:20.842	+0.768	12:38:04.708
11	1:21.358	+1.284	12:39:26.066

Lap	Lap Tm	Diff	Time of Day
(30) Stuart Parsons			
1	-:--		12:25:58.776
2	1:21.957	+0.688	12:27:20.733
3	1:21.359	+0.090	12:28:42.092
4	1:21.335	+0.066	12:30:03.427
5	1:21.269	-	12:31:24.696
6	1:21.940	+0.671	12:32:46.636
7	1:21.827	+0.558	12:34:08.463
8	1:21.927	+0.658	12:35:30.390
9	1:22.037	+0.768	12:36:52.427
10	1:21.314	+0.045	12:38:13.741
11	1:21.525	+0.256	12:39:35.266

Lap	Lap Tm	Diff	Time of Day
(91) Steve Parrott			
1	-:--		12:25:59.901

Chief Timekeeper

Orbits 4



www.amb-it.com
www.mylaps.com

Licensed to: RS Sports Timing



2 - BMCRC - MRO CHAMPIONSHIPS 2008

PIRELLI-METZELER STOCKSPORT 600

DONINGTON PARK NATIONAL 1.957 Miles

RACE 8

23/03/2008 12:24

Race (11 Laps)

Lap	Lap Tm	Diff	Time of Day
2	1:21.868	+1.002	12:27:21.769
3	1:21.683	+0.817	12:28:43.452
4	1:22.186	+1.320	12:30:05.638
5	1:21.695	+0.829	12:31:27.333
6	1:21.642	+0.776	12:32:48.975
7	1:20.985	+0.119	12:34:09.960
8	1:20.866	-	12:35:30.826
9	1:21.993	+1.127	12:36:52.819
10	1:21.635	+0.769	12:38:14.454
11	1:21.074	+0.208	12:39:35.528

(53) Robert Moon

Lap	Lap Tm	Diff	Time of Day
1	-:--		12:25:58.731
2	1:22.662	+2.352	12:27:21.393
3	1:21.731	+1.421	12:28:43.124
4	1:22.240	+1.930	12:30:05.364
5	1:21.768	+1.458	12:31:27.132
6	1:21.470	+1.160	12:32:48.602
7	1:21.729	+1.419	12:34:10.331
8	1:23.159	+2.849	12:35:33.490
9	1:21.185	+0.875	12:36:54.675
10	1:20.310	-	12:38:14.985
11	1:21.332	+1.022	12:39:36.317

(82) James Emmett

Lap	Lap Tm	Diff	Time of Day
1	-:--		12:26:03.564
2	1:24.066	+4.472	12:27:27.630
3	1:22.239	+2.645	12:28:49.869
4	1:21.173	+1.579	12:30:11.042
5	1:21.137	+1.543	12:31:32.179
6	1:20.428	+0.834	12:32:52.607
7	1:20.455	+0.861	12:34:13.062
8	1:20.513	+0.919	12:35:33.575
9	1:19.594	-	12:36:53.169
10	1:20.980	+1.386	12:38:14.149
11	1:22.343	+2.749	12:39:36.492

(23) Adam Palfreman

Lap	Lap Tm	Diff	Time of Day
1	-:--		12:25:59.372
2	1:22.969	+1.264	12:27:22.341
3	1:22.384	+0.679	12:28:44.725
4	1:22.963	+1.258	12:30:07.688
5	1:23.574	+1.869	12:31:31.262
6	1:22.177	+0.472	12:32:53.439
7	1:21.705	-	12:34:15.144
8	1:22.446	+0.741	12:35:37.590
9	1:22.690	+0.985	12:37:00.280
10	1:22.920	+1.215	12:38:23.200
11	1:23.838	+2.133	12:39:47.038

(24) William Whiting

Lap	Lap Tm	Diff	Time of Day
1	-:--		12:26:03.354
2	1:26.995	+2.708	12:27:30.349
3	1:27.050	+2.763	12:28:57.399
4	1:26.792	+2.505	12:30:24.191
5	1:27.546	+3.259	12:31:51.737
6	1:26.259	+1.972	12:33:17.996
7	1:25.856	+1.569	12:34:43.852
8	1:26.263	+1.976	12:36:10.115
9	1:24.287	-	12:37:34.402
10	1:25.513	+1.226	12:38:59.915

(35) Sean Carter

Lap	Lap Tm	Diff	Time of Day
1	-:--		12:26:05.985
2	1:29.336	+1.000	12:27:35.321
3	1:29.117	+0.781	12:29:04.438

Lap	Lap Tm	Diff	Time of Day
4	1:28.993	+0.657	12:30:33.431
5	1:28.664	+0.328	12:32:02.095
6	1:28.652	+0.316	12:33:30.747
7	1:28.870	+0.534	12:34:59.617
8	1:29.494	+1.158	12:36:29.111
9	1:28.336	-	12:37:57.447
10	1:28.525	+0.189	12:39:25.972

(71) Jonathan Railton

Lap	Lap Tm	Diff	Time of Day
1	-:--		12:25:54.063
2	1:17.534	+2.018	12:27:11.597
3	1:16.696	+1.180	12:28:28.293
4	1:16.262	+0.746	12:29:44.555
5	1:16.157	+0.641	12:31:00.712
6	1:15.846	+0.330	12:32:16.558
7	1:15.516	-	12:33:32.074
8	1:19.071	+3.555	12:34:51.145

Lap	Lap Tm	Diff	Time of Day
-----	--------	------	-------------

Chief Timekeeper

Orbits 4



www.amb-it.com

www.mylaps.com

Licensed to: RS Sports Timing



2 - BMCRC - MRO CHAMPIONSHIPS 2008

Sorted on Laps

PIRELLI-METZELER STOCKSPORT 600

DONINGTON PARK NATIONAL 1.957 Miles

RACE 18

23/03/2008 16:29

Race (11 Laps)

Pos	No.	Name	Class	Bike	Laps	Total Tm	Diff	Avg. Speed	Best Tm	In Lap	Best Spd	Sponsor
1	44	George Hogton-Rusling	J	Yamaha R6 600	11	14:02.911	-	91.954	1:14.324	11	94.805	Syd Smith M/C Spares
2	65	Sam Warren		Yamaha R6 600	11	14:03.288	+0.377	91.913	1:15.586	8	93.222	Mission Racing
3	71	Jonathan Railton	J	Yamaha R6 600	11	14:18.172	+15.261	90.319	1:16.317	10	92.329	
4	5	Ben Lightowler	J	Yamaha R6 600	11	14:18.231	+15.320	90.313	1:17.275	7	91.184	
5	28	Sam Middlemas	J	Triumph 675	11	14:18.430	+15.519	90.292	1:16.639	7	91.941	MKW Suspension
6	79	Grant Whitaker	J	Yamaha R6 600	11	14:18.627	+15.716	90.271	1:16.338	11	92.304	HWW/Ferris
7	9	Patrick Sheridan		Yamaha R6 600	11	14:35.335	+32.424	88.548	1:15.572	9	93.239	Lancsille Construction
8	48	Ashley Chivers	J	Yamaha R6 600	11	14:48.544	+45.633	87.232	1:17.396	11	91.042	
9	70	Dean Morrice		Yamaha R6 600	11	14:49.115	+46.204	87.176	1:18.229	11	90.072	Walker Transport
10	91	Steve Parrott		Suzuki GSXR 600	11	14:50.589	+47.678	87.031	1:19.381	5	88.765	Stoneways
11	4	Mark Wallis		Yamaha R6 600	11	14:51.029	+48.118	86.988	1:19.152	10	89.022	Bikebusters Ltd
12	22	Adam Foster		Suzuki GSXR 600	11	14:56.716	+53.805	86.437	1:20.049	10	88.025	
13	30	Stuart Parsons		Yamaha R6 600	11	14:59.154	+56.243	86.202	1:20.488	6	87.544	Tachbrook Rd Motors
14	82	James Emmett		Honda CBR 600	11	14:59.723	+56.812	86.148	1:20.522	10	87.508	
15	43	Seb Bulpin	J	Yamaha R6 600	11	14:59.805	+56.894	86.140	1:18.469	11	89.797	www.manageeurope.com
16	53	Robert Moon	J	Suzuki GSXR 600	11	15:00.491	+57.580	86.074	1:20.533	10	87.496	Steve Bennett/Weruwise
17	23	Adam Palfreman		Honda CBR 600	11	15:12.874	+1:09.963	84.907	1:21.694	7	86.252	Safelink
18	24	William Whiting	J	Suzuki GSXR 600	10	14:17.992	1 Lap	82.125	1:23.755	10	84.130	
Not classified												
DNF	31	Daniel Watkins	J	Suzuki GSXR 600	8	10:15.783	-	91.542	1:15.732	6	93.042	
DNF	35	Sean Carter		Suzuki GSXR 600	6	9:08.188	-	77.123	1:28.542	4	79.581	SAC Racing
DQ	55	Steven Smith	J	Triumph 675	11	14:15.875	-	90.561	1:17.059	4	91.440	

Announcements

10 SECOND PENALTY TO BIKE 43 FOR A JUMP START.
BIKE 55 EXCLUDED FOR A TECHNICAL INFRINGEMENT.

Margin of Victory	Avg. Speed	Best Lap Tm	Best Spd	Best Lap by
+0.377	91.954	1:14.324	94.805	[44] George Hogton-Rusling

Chief Timekeeper

Orbits 4



www.amb-it.com
www.mylaps.com

Licensed to: RS Sports Timing



2 - BMCRC - MRO CHAMPIONSHIPS 2008

Lapchart


PIRELLI-METZELER STOCKSPORT 600

DONINGTON PARK NATIONAL 1.957 Miles

RACE 18

23/03/2008 16:29

Race (11 Laps)



Competitors	Laps											
	1	2	3	4	5	6	7	8	9	10	11	
Patrick Sheridan (9)	1	9	9	9	9	44	44	44	44	44	65	44
Sam Warren (65)	2	65	65	44	44	9	9	9	9	9	44	65
George Hogton-Rusling (44)	3	44	44	65	65	65	65	65	65	65	55	55
Steven Smith (55)	4	55	55	31	31	31	31	31	31	55	5	71
Daniel Watkins (31)	5	31	31	55	55	55	55	55	55	5	28	5
Ben Lightowler (5)	6	5	5	5	5	5	5	5	5	28	71	28
Grant Whitaker (79)	7	79	28	28	28	28	28	28	28	71	79	79
Sam Middlemas (28)	8	28	79	79	79	71	71	71	71	79	9	9
Jonathan Railton (71)	9	71	71	71	71	79	79	79	79	91	70	48
Robert Moon (53)	10	53	4	4	4	4	4	4	48	70	91	70
Mark Wallis (4)	11	4	53	30	70	70	70	70	70	43	48	43
Dean Morrice (70)	12	70	70	70	48	48	48	48	91	48	43	91
Stuart Parsons (30)	13	30	30	91	91	91	91	91	43	4	4	4
Adam Foster (22)	14	22	22	53	30	43	43	43	4	22	22	22
Steve Parrott (91)	15	91	91	48	22	30	30	22	22	30	30	30
Seb Bulpin (43)	16	43	48	22	82	22	22	30	30	82	82	82
Adam Palfreman (23)	17	23	43	43	53	82	82	82	82	53	53	53
Ashley Chivers (48)	18	48	82	82	43	53	53	53	53	23	23	23
James Emmett (82)	19	82	23	23	23	23	23	23	23	24	24	
William Whiting (24)	20	24	24	24	24	24	24	24	24			
Sean Carter (35)	21	35	35	35	35	35						

Chief Timekeeper

Orbits 4



www.amb-it.com
www.mylaps.com

Licensed to: RS Sports Timing



2 - BMCRC - MRO CHAMPIONSHIPS 2008

PIRELLI-METZELER STOCKSPORT 600

DONINGTON PARK NATIONAL 1.957 Miles

RACE 18

23/03/2008 16:29

Race (11 Laps)

Lap	Lap Tm	Diff	Time of Day
2	1:21.785	+3.316	16:32:35.244
3	1:21.542	+3.073	16:33:56.786
4	1:22.091	+3.622	16:35:18.877
5	1:20.286	+1.817	16:36:39.163
6	1:18.562	+0.093	16:37:57.725
7	1:19.566	+1.097	16:39:17.291
8	1:20.321	+1.852	16:40:37.612
9	1:19.971	+1.502	16:41:57.583
10	1:19.444	+0.975	16:43:17.027
11	1:18.469	-	16:44:35.496

(53) Robert Moon

1	-:--		16:31:10.296
2	1:22.285	+1.752	16:32:32.581
3	1:23.608	+3.075	16:33:56.189
4	1:22.630	+2.097	16:35:18.819
5	1:21.707	+1.174	16:36:40.526
6	1:20.939	+0.406	16:38:01.465
7	1:20.788	+0.255	16:39:22.253
8	1:20.902	+0.369	16:40:43.155
9	1:21.437	+0.904	16:42:04.592
10	1:20.533	-	16:43:25.125
11	1:21.057	+0.524	16:44:46.182

(23) Adam Palfreman

1	-:--		16:31:13.951
2	1:22.814	+1.120	16:32:36.765
3	1:22.643	+0.949	16:33:59.408
4	1:21.926	+0.232	16:35:21.334
5	1:22.111	+0.417	16:36:43.445
6	1:22.063	+0.369	16:38:05.508
7	1:21.694	-	16:39:27.202
8	1:22.456	+0.762	16:40:49.658
9	1:23.728	+2.034	16:42:13.386
10	1:23.413	+1.719	16:43:36.799
11	1:21.766	+0.072	16:44:58.565

(24) William Whiting

1	-:--		16:31:16.029
2	1:25.527	+1.772	16:32:41.556
3	1:25.959	+2.204	16:34:07.515
4	1:26.246	+2.491	16:35:33.761
5	1:25.948	+2.193	16:36:59.709
6	1:25.751	+1.996	16:38:25.460
7	1:25.045	+1.290	16:39:50.505
8	1:25.347	+1.592	16:41:15.852
9	1:24.076	+0.321	16:42:39.928
10	1:23.755	-	16:44:03.683

(31) Daniel Watkins

1	-:--		16:31:07.296
2	1:17.211	+1.479	16:32:24.507
3	1:16.298	+0.566	16:33:40.805
4	1:15.786	+0.054	16:34:56.591
5	1:16.697	+0.965	16:36:13.288
6	1:15.732	-	16:37:29.020
7	1:16.602	+0.870	16:38:45.622
8	1:15.852	+0.120	16:40:01.474

(35) Sean Carter

1	-:--		16:31:21.275
2	1:31.240	+2.698	16:32:52.515
3	1:30.346	+1.804	16:34:22.861
4	1:28.542	-	16:35:51.403
5	1:28.636	+0.094	16:37:20.039
6	1:33.840	+5.298	16:38:53.879

Chief Timekeeper

Orbits 4



www.amb-it.com

www.mylaps.com

Licensed to: RS Sports Timing



2 - BMCRC - MRO CHAMPIONSHIPS 2008

Sorted on Best Lap time

BMCRC F1 & F2 SIDECARS

DONINGTON PARK NATIONAL 1.957 Miles

QUALIFYING

22/03/2008 10:57

Qualify

Pos	No.	Name	Class	Bike	Best Tm	Diff	Best Spd	In Lap
1	2	Crowe/Cox	F2	Honda LCR 600	1:23.262	-	84.628	4
2	113	Coombs/Partridge	F2	Honda Ireson 600	1:23.729	+0.467	84.156	4
3	96	Bygrave/Ryder	F1	Suzuki LCR 1000	1:27.366	+4.104	80.652	4
4	111	Cable/Allum	F1	Yamaha LCR 1000	1:31.336	+8.074	77.147	4
5	16	Charlton/Vasey	F2	Yamaha 600	1:31.515	+8.253	76.996	4
6	88	M & R Vanniewenhuyse	F2	Honda S/bourne 600	1:33.401	+10.139	75.441	3
7	28	Currie/Bridge	F2	Yamaha LCR 600	1:33.825	+10.563	75.100	4
8	94	Steer/Conn	F2	Yamaha Windle 600	1:34.106	+10.844	74.876	3
9	60	Holland/Stevens	F1	Suzuki LCR 1000	1:34.394	+11.132	74.648	4
10	31	Munro/Stafford	F1	Yamaha Windle 1000	1:34.754	+11.492	74.364	4
11	6	Holland/Worsfold	F1	Suzuki LCR 1000	1:35.544	+12.282	73.749	3
12	51	Turner/Ransley	F2	Yamaha Windle 600	1:35.867	+12.605	73.501	4
13	19	Smale/Briberton	F2	Honda DMR 600	1:37.007	+13.745	72.637	4
14	7	Stevens/Charlwood	F1	Yamaha Windle 1000	1:37.705	+14.443	72.118	4
15	74	Restall/Friend	F2	Yamaha 600	1:42.005	+18.743	69.078	3
16	43	Greenwood/Greenwood	F1	Suzuki Windle 1000	1:42.951	+19.689	68.443	3
17	66	Wallace/Rogers	F1	Suzuki Windle 1000	1:46.436	+23.174	66.202	2
18	57	Chapman/Moore	F1	Suzuki LCR 1000	1:48.500	+25.238	64.943	3

Announcements
SESSION STOPPED.

Chief Timekeeper

Orbits 4



www.amb-it.com
www.mylaps.com

Licensed to: RS Sports Timing



2 - BMCRC - MRO CHAMPIONSHIPS 2008

BMCRC F1 & F2 SIDECARS

DONINGTON PARK NATIONAL 1.957 Miles

QUALIFYING

22/03/2008 10:57

Qualify

Lap	Lap Tm	Diff	Time of Day
(2) Crowe/Cox			
1	-:--		10:59:23.624
2	1:30.824	+7.562	11:00:54.448
3	1:25.942	+2.680	11:02:20.390
4	1:23.262	-	11:03:43.652
(113) Coombs/Partridge			
1	-:--		10:59:22.552
2	1:32.932	+9.203	11:00:55.484
3	1:25.852	+2.123	11:02:21.336
4	1:23.729	-	11:03:45.065
(96) Bygrave/Ryder			
1	-:--		10:59:06.014
2	1:35.076	+7.710	11:00:41.090
3	1:32.669	+5.303	11:02:13.759
4	1:27.366	-	11:03:41.125
(111) Cable/Allum			
1	-:--		10:59:06.093
2	1:34.424	+3.088	11:00:40.517
3	1:33.204	+1.868	11:02:13.721
4	1:31.336	-	11:03:45.057
(16) Charlton/Vasey			
1	-:--		10:59:26.715
2	1:40.813	+9.298	11:01:07.528
3	1:36.577	+5.062	11:02:44.105
4	1:31.515	-	11:04:15.620
(88) M & R Vanniewenhuyse			
1	-:--		10:59:33.858
2	1:43.816	+10.415	11:01:17.674
3	1:33.401	-	11:02:51.075
4	1:33.425	+0.024	11:04:24.500
(28) Currie/Bridge			
1	-:--		10:59:27.757
2	1:43.879	+10.054	11:01:11.636
3	1:38.255	+4.430	11:02:49.891
4	1:33.825	-	11:04:23.716
(94) Steer/Conn			
1	-:--		10:59:31.686
2	1:47.797	+13.691	11:01:19.483
3	1:34.106	-	11:02:53.589
4	1:38.132	+4.026	11:04:31.721
(60) Holland/Stevens			
1	-:--		10:59:24.631
2	1:42.376	+7.982	11:01:07.007
3	1:38.582	+4.188	11:02:45.589
4	1:34.394	-	11:04:19.983
(31) Munro/Stafford			
1	-:--		10:59:26.300
2	1:43.715	+8.961	11:01:10.015
3	1:38.724	+3.970	11:02:48.739
4	1:34.754	-	11:04:23.493
(6) Holland/Worsfold			
1	-:--		10:59:23.963
2	1:41.153	+5.609	11:01:05.116
3	1:35.544	-	11:02:40.660
4	1:37.579	+2.035	11:04:18.239

Lap	Lap Tm	Diff	Time of Day
(51) Turner/Ransley			
1	-:--		10:59:30.129
2	1:39.400	+3.533	11:01:09.529
3	1:37.272	+1.405	11:02:46.801
4	1:35.867	-	11:04:22.668
(19) Smale/Briberton			
1	-:--		10:59:26.453
2	1:39.715	+2.708	11:01:06.168
3	1:37.620	+0.613	11:02:43.788
4	1:37.007	-	11:04:20.795
(7) Stevens/Charlwood			
1	-:--		10:59:22.056
2	1:43.933	+6.228	11:01:05.989
3	1:39.540	+1.835	11:02:45.529
4	1:37.705	-	11:04:23.234
(74) Restall/Friend			
1	-:--		10:59:11.858
2	1:47.122	+5.117	11:00:58.980
3	1:42.005	-	11:02:40.985
(43) Greenwood/Greenwood			
1	-:--		10:59:23.201
2	1:45.504	+2.553	11:01:08.705
3	1:42.951	-	11:02:51.656
(66) Wallace/Rogers			
1	-:--		10:59:35.636
2	1:46.436	-	11:01:22.072
3	1:47.495	+1.059	11:03:09.567
(57) Chapman/Moore			
1	-:--		10:59:30.132
2	1:51.281	+2.781	11:01:21.413
3	1:48.500	-	11:03:09.913

Lap	Lap Tm	Diff	Time of Day
-----	--------	------	-------------

Chief Timekeeper

Orbits 4



www.amb-it.com

www.mylaps.com

Licensed to: RS Sports Timing



2 - BMCRC - MRO CHAMPIONSHIPS 2008

Sorted on Laps

BMCRC F1 & F2 SIDECARS

DONINGTON PARK NATIONAL 1.957 Miles

RACE 5

22/03/2008 14:47

Race (6 Laps)

Pos	No.	Name	Class	Bike	Laps	Total Tm	Diff	Avg. Speed	Best Tm Lap	Best Spd
1	2	Crowe/Cox	F2	Honda LCR 600	6	8:03.083	-	87.516	1:19.104	6 89.076
2	113	Coombs/Partridge	F2	Honda Ireson 600	6	8:11.586	+8.503	86.003	1:20.394	3 87.647
3	96	Bygrave/Ryder	F1	Suzuki LCR 1000	6	8:24.891	+21.808	83.736	1:22.220	5 85.700
4	28	Currie/Bridge	F2	Yamaha LCR 600	6	8:32.216	+29.133	82.539	1:23.810	3 84.074
5	6	Holland/Worsfold	F1	Suzuki LCR 1000	6	8:46.528	+43.445	80.295	1:25.071	3 82.828
6	60	Holland/Stevens	F1	Suzuki LCR 1000	6	8:46.852	+43.769	80.246	1:26.078	6 81.859
7	111	Cable/Allum	F1	Yamaha LCR 1000	6	9:03.383	+1:00.300	77.805	1:29.441	4 78.781
8	31	Munro/Stafford	F1	Yamaha Windle 1000	6	9:08.347	+1:05.264	77.100	1:28.291	3 79.807
9	88	M & R Vanniewenhuyse	F2	Honda S/bourne 600	6	9:08.843	+1:05.760	77.031	1:29.319	5 78.889
10	19	Smale/Briberton	F2	Honda DMR 600	6	9:09.858	+1:06.775	76.888	1:29.532	5 78.701
11	51	Turner/Ransley	F2	Yamaha Windle 600	6	9:10.519	+1:07.436	76.796	1:29.180	5 79.012
12	94	Steer/Conn	F2	Yamaha Windle 600	6	9:10.731	+1:07.648	76.766	1:29.232	4 78.966
13	14	Boarer/Crafton	F1	Yamaha 1000	6	9:11.415	+1:08.332	76.671	1:27.431	6 80.592
14	7	Stevens/Charlwood	F1	Yamaha Windle 1000	6	9:18.458	+1:15.375	75.704	1:31.345	5 77.139
15	74	Restall/Friend	F2	Yamaha 600	6	9:30.378	+1:27.295	74.122	1:30.750	5 77.645
16	57	Chapman/Moore	F1	Suzuki LCR 1000	5	8:10.141	1 Lap	71.880	1:34.312	4 74.712
17	66	Wallace/Rogers	F1	Suzuki Windle 1000	5	8:28.781	+18.640	69.247	1:39.465	5 70.842

Not classified

DNF	16	Charlton/Vasey	F2	Yamaha 600	4	6:05.948	-	77.019	1:29.725	4 78.532
DNF	43	Greenwood/Greenwood	F1	Suzuki Windle 1000	2	3:18.229	-	71.092	1:36.724	2 72.849

Margin of Victory	Avg. Speed	Best Lap Tm	Best Spd	Best Lap by
+8.503	87.516	1:19.104	89.076	[2] Crowe/Cox

Chief Timekeeper

Orbits 4



www.amb-it.com
www.mylaps.com

Licensed to: RS Sports Timing



2 - BMCRC - MRO CHAMPIONSHIPS 2008

Lapchart

BMCRC F1 & F2 SIDECARS

DONINGTON PARK NATIONAL 1.957 Miles

RACE 5

22/03/2008 14:47

Race (6 Laps)

Competitors	Laps					
	1	2	3	4	5	6
Crowe/Cox (2)	1	2	2	2	2	2
Coombs/Partridge (113)	2	113	113	113	113	113
Bygrave/Ryder (96)	3	96	96	96	96	96
Currie/Bridge (28)	4	28	28	28	28	28
Holland/Stevens (60)	5	60	60	6	6	6
Holland/Worsfold (6)	6	6	6	60	60	60
Cable/Allum (111)	7	111	111	111	111	111
Charlton/Vasey (16)	8	16	16	16	16	31
M & R Vanniewenhuyse (88)	9	88	88	31	31	88
Stevens/Charlwood (7)	10	7	31	88	88	19
Munro/Stafford (31)	11	31	7	19	19	51
Turner/Ransley (51)	12	51	19	51	51	94
Boarer/Crafton (14)	13	14	51	7	94	14
Smale/Briberton (19)	14	19	94	94	7	7
Steer/Conn (94)	15	94	14	14	14	74
Greenwood/Greenwood (43)	16	43	43	74	74	57
Chapman/Moore (57)	17	57	57	57	57	66
Wallace/Rogers (66)	18	66	74	66	66	
Restall/Friend (74)	19	74	66			

Chief Timekeeper

Orbits 4



www.amb-it.com
www.mylaps.com

Licensed to: RS Sports Timing



2 - BMCRC - MRO CHAMPIONSHIPS 2008

BMCRC F1 & F2 SIDECARS

DONINGTON PARK NATIONAL 1.957 Miles

RACE 5

22/03/2008 14:47

Race (6 Laps)

Lap	Lap Tm	Diff	Time of Day
(2) Crowe/Cox			
1	-:--		14:48:21.027
2	1:20.159	+1.055	14:49:41.186
3	1:19.682	+0.578	14:51:00.868
4	1:19.309	+0.205	14:52:20.177
5	1:20.152	+1.048	14:53:40.329
6	1:19.104	-	14:54:59.433

Lap	Lap Tm	Diff	Time of Day
(113) Coombs/Partridge			
1	-:--		14:48:22.078
2	1:20.654	+0.260	14:49:42.732
3	1:20.394	-	14:51:03.126
4	1:21.780	+1.386	14:52:24.906
5	1:21.476	+1.082	14:53:46.382
6	1:21.554	+1.160	14:55:07.936

Lap	Lap Tm	Diff	Time of Day
(96) Bygrave/Ryder			
1	-:--		14:48:25.232
2	1:23.478	+1.258	14:49:48.710
3	1:23.405	+1.185	14:51:12.115
4	1:23.086	+0.866	14:52:35.201
5	1:22.220	-	14:53:57.421
6	1:23.820	+1.600	14:55:21.241

Lap	Lap Tm	Diff	Time of Day
(28) Currie/Bridge			
1	-:--		14:48:25.829
2	1:24.163	+0.353	14:49:49.992
3	1:23.810	-	14:51:13.802
4	1:24.849	+1.039	14:52:38.651
5	1:24.989	+1.179	14:54:03.640
6	1:24.926	+1.116	14:55:28.566

Lap	Lap Tm	Diff	Time of Day
(6) Holland/Worsfold			
1	-:--		14:48:29.041
2	1:26.344	+1.273	14:49:55.385
3	1:25.071	-	14:51:20.456
4	1:27.971	+2.900	14:52:48.427
5	1:27.922	+2.851	14:54:16.349
6	1:26.529	+1.458	14:55:42.878

Lap	Lap Tm	Diff	Time of Day
(60) Holland/Stevens			
1	-:--		14:48:27.438
2	1:26.694	+0.616	14:49:54.132
3	1:26.785	+0.707	14:51:20.917
4	1:28.986	+2.908	14:52:49.903
5	1:27.221	+1.143	14:54:17.124
6	1:26.078	-	14:55:43.202

Lap	Lap Tm	Diff	Time of Day
(111) Cable/Allum			
1	-:--		14:48:30.227
2	1:29.761	+0.320	14:49:59.988
3	1:30.379	+0.938	14:51:30.367
4	1:29.441	-	14:52:59.808
5	1:30.362	+0.921	14:54:30.170
6	1:29.563	+0.122	14:55:59.733

Lap	Lap Tm	Diff	Time of Day
(31) Munro/Stafford			
1	-:--		14:48:34.132
2	1:31.299	+3.008	14:50:05.431
3	1:28.291	-	14:51:33.722
4	1:29.585	+1.294	14:53:03.307
5	1:30.129	+1.838	14:54:33.436
6	1:31.261	+2.970	14:56:04.697

(88) M & R Vanniewenhuyse

Lap	Lap Tm	Diff	Time of Day
1	-:--		14:48:32.845
2	1:30.582	+1.263	14:50:03.427
3	1:30.977	+1.658	14:51:34.404
4	1:30.101	+0.782	14:53:04.505
5	1:29.319	-	14:54:33.824
6	1:31.369	+2.050	14:56:05.193

Lap	Lap Tm	Diff	Time of Day
(19) Smale/Briberton			
1	-:--		14:48:35.499
2	1:30.933	+1.401	14:50:06.432
3	1:29.770	+0.238	14:51:36.202
4	1:30.781	+1.249	14:53:06.983
5	1:29.532	-	14:54:36.515
6	1:29.693	+0.161	14:56:06.208

Lap	Lap Tm	Diff	Time of Day
(51) Turner/Ransley			
1	-:--		14:48:34.597
2	1:32.602	+3.422	14:50:07.199
3	1:31.495	+2.315	14:51:38.694
4	1:29.524	+0.344	14:53:08.218
5	1:29.180	-	14:54:37.398
6	1:29.471	+0.291	14:56:06.869

Lap	Lap Tm	Diff	Time of Day
(94) Steer/Conn			
1	-:--		14:48:36.431
2	1:31.659	+2.427	14:50:08.090
3	1:30.959	+1.727	14:51:39.049
4	1:29.232	-	14:53:08.281
5	1:29.464	+0.232	14:54:37.745
6	1:29.336	+0.104	14:56:07.081

Lap	Lap Tm	Diff	Time of Day
(14) Boarer/Crafton			
1	-:--		14:48:35.450
2	1:33.003	+5.572	14:50:08.453
3	1:30.808	+3.377	14:51:39.261
4	1:32.603	+5.172	14:53:11.864
5	1:28.470	+1.039	14:54:40.334
6	1:27.431	-	14:56:07.765

Lap	Lap Tm	Diff	Time of Day
(7) Stevens/Charlwood			
1	-:--		14:48:33.446
2	1:32.932	+1.587	14:50:06.378
3	1:32.613	+1.268	14:51:38.991
4	1:32.673	+1.328	14:53:11.664
5	1:31.345	-	14:54:43.009
6	1:31.799	+0.454	14:56:14.808

Lap	Lap Tm	Diff	Time of Day
(74) Restall/Friend			
1	-:--		14:48:45.750
2	1:34.440	+3.690	14:50:20.190
3	1:33.261	+2.511	14:51:53.451
4	1:31.251	+0.501	14:53:24.702
5	1:30.750	-	14:54:55.452
6	1:31.276	+0.526	14:56:26.728

Lap	Lap Tm	Diff	Time of Day
(57) Chapman/Moore			
1	-:--		14:48:39.741
2	1:38.187	+3.875	14:50:17.928
3	1:37.860	+3.548	14:51:55.788
4	1:34.312	-	14:53:30.100
5	1:36.391	+2.079	14:55:06.491

Lap	Lap Tm	Diff	Time of Day
(66) Wallace/Rogers			
1	-:--		14:48:43.412
2	1:41.279	+1.814	14:50:24.691
3	1:40.820	+1.355	14:52:05.511

Lap	Lap Tm	Diff	Time of Day
4	1:40.155	+0.690	14:53:45.666
5	1:39.465	-	14:55:25.131

Lap	Lap Tm	Diff	Time of Day
(16) Charlton/Vasey			
1	-:--		14:48:32.073
2	1:30.334	+0.609	14:50:02.407
3	1:30.166	+0.441	14:51:32.573
4	1:29.725	-	14:53:02.298

Lap	Lap Tm	Diff	Time of Day
(43) Greenwood/Greenwood			
1	-:--		14:48:37.855
2	1:36.724	-	14:50:14.579

Chief Timekeeper

Orbits 4



www.amb-it.com
www.mylaps.com

Licensed to: RS Sports Timing



2 - BMCRC - MRO CHAMPIONSHIPS 2008

Sorted on Laps

BMCRC F1 & F2 SIDECARS

DONINGTON PARK NATIONAL 1.957 Miles

RACE 11

22/03/2008 17:14

Race (6 Laps)

Pos	No.	Name	Class	Bike	Laps	Total Tm	Diff	Avg. Speed	Best Tm	Lap	Best Spd
1	2	Crowe/Cox	F2	Honda LCR 600	6	8:08.555	-	86.536	1:19.394	3	88.751
2	113	Coombs/Partridge	F2	Honda Ireson 600	6	8:09.002	+0.447	86.457	1:19.578	3	88.546
3	96	Bygrave/Ryder	F1	Suzuki LCR 1000	6	8:20.312	+11.757	84.503	1:21.553	3	86.401
4	6	Holland/Worsfold	F1	Suzuki LCR 1000	6	8:31.656	+23.101	82.629	1:23.488	5	84.399
5	60	Holland/Stevens	F1	Suzuki LCR 1000	6	8:34.566	+26.011	82.162	1:23.224	3	84.666
6	28	Currie/Bridge	F2	Yamaha LCR 600	6	8:34.672	+26.117	82.145	1:24.514	2	83.374
7	111	Cable/Allum	F1	Yamaha LCR 1000	6	8:45.923	+37.368	80.388	1:25.848	3	82.079
8	14	Boarer/Crafton	F1	Yamaha 1000	6	8:48.998	+40.443	79.920	1:25.565	3	82.350
9	16	Charlton/Vasey	F2	Yamaha 600	6	8:51.977	+43.422	79.473	1:25.552	5	82.363
10	88	M & R Vanniewenhuyse	F2	Honda S/bourne 600	6	8:52.795	+44.240	79.351	1:27.334	4	80.682
11	94	Steer/Conn	F2	Yamaha Windle 600	6	9:02.618	+54.063	77.914	1:27.617	4	80.421
12	31	Munro/Stafford	F1	Yamaha Windle 1000	6	9:06.173	+57.618	77.407	1:28.798	2	79.352
13	51	Turner/Ransley	F2	Yamaha Windle 600	6	9:06.800	+58.245	77.318	1:28.848	6	79.307
14	7	Stevens/Charlwood	F1	Yamaha Windle 1000	6	9:18.692	+1:10.137	75.673	1:30.188	2	78.129
15	19	Smale/Slous	F2	Honda DMR 600	6	9:18.842	+1:10.287	75.652	1:27.905	3	80.158
16	74	Restall/Friend	F2	Yamaha 600	6	9:38.416	+1:29.861	73.092	1:33.651	2	75.240
17	43	Greenwood/Greenwood	F1	Suzuki Windle 1000	5	8:14.509	1 Lap	71.245	1:37.131	2	72.544
18	66	Wallace/Rogers	F1	Suzuki Windle 1000	5	8:25.810	+11.301	69.653	1:37.680	2	72.136
19	57	Chapman/Moore	F1	Suzuki LCR 1000	5	8:25.952	+11.443	69.634	1:34.421	5	74.626

Margin of Victory	Avg. Speed	Best Lap Tm	Best Spd	Best Lap by
+0.447	86.536	1:19.394	88.751	[2] Crowe/Cox

Chief Timekeeper

Orbits 4



www.amb-it.com
www.mylaps.com

Licensed to: RS Sports Timing



2 - BMCRC - MRO CHAMPIONSHIPS 2008

Lapchart

BMCRC F1 & F2 SIDECARS

DONINGTON PARK NATIONAL 1.957 Miles

RACE 11

22/03/2008 17:14

Race (6 Laps)

Competitors	Laps						
	1	2	3	4	5	6	
Crowe/Cox (2)	1	2	2	2	2	113	2
Coombs/Partridge (113)	2	113	113	113	113	2	113
Bygrave/Ryder (96)	3	96	96	96	96	96	96
Currie/Bridge (28)	4	28	28	28	28	6	6
Holland/Worsfold (6)	5	6	6	60	60	60	60
Holland/Stevens (60)	6	60	60	6	6	28	28
Cable/Allum (111)	7	111	111	111	111	111	111
Boarer/Crafton (14)	8	14	14	14	14	14	14
M & R Vanniewenhuyse (88)	9	88	88	88	88	88	16
Smale/Slous (19)	10	19	19	19	16	16	88
Munro/Stafford (31)	11	31	31	16	31	94	94
Turner/Ransley (51)	12	51	16	31	19	31	31
Steer/Conn (94)	13	94	51	94	94	51	51
Charlton/Vasey (16)	14	16	94	51	51	19	7
Stevens/Charlwood (7)	15	7	7	7	7	7	19
Greenwood/Greenwood (43)	16	43	43	74	74	74	74
Wallace/Rogers (66)	17	66	74	43	43	43	
Chapman/Moore (57)	18	57	66	57	66	66	
Restall/Friend (74)	19	74	57	66	57	57	

Chief Timekeeper

Orbits 4



www.amb-it.com

www.mylaps.com

Licensed to: RS Sports Timing



2 - BMCRC - MRO CHAMPIONSHIPS 2008

BMCRC F1 & F2 SIDECARS

DONINGTON PARK NATIONAL 1.957 Miles

RACE 11

22/03/2008 17:14

Race (6 Laps)

Lap	Lap Tm	Diff	Time of Day
(2) Crowe/Cox			
1	-:--		17:15:25.224
2	1:20.735	+1.341	17:16:45.959
3	1:19.394	-	17:18:05.353
4	1:22.132	+2.738	17:19:27.485
5	1:22.002	+2.608	17:20:49.487
6	1:20.417	+1.023	17:22:09.904

Lap	Lap Tm	Diff	Time of Day
(113) Coombs/Partridge			
1	-:--		17:15:28.000
2	1:20.757	+1.179	17:16:48.757
3	1:19.578	-	17:18:08.335
4	1:20.231	+0.653	17:19:28.566
5	1:20.809	+1.231	17:20:49.375
6	1:20.976	+1.398	17:22:10.351

Lap	Lap Tm	Diff	Time of Day
(96) Bygrave/Ryder			
1	-:--		17:15:28.519
2	1:21.598	+0.045	17:16:50.117
3	1:21.553	-	17:18:11.670
4	1:23.292	+1.739	17:19:34.962
5	1:23.686	+2.133	17:20:58.648
6	1:23.013	+1.460	17:22:21.661

Lap	Lap Tm	Diff	Time of Day
(6) Holland/Worsfold			
1	-:--		17:15:31.335
2	1:26.237	+2.749	17:16:57.572
3	1:24.131	+0.643	17:18:21.703
4	1:24.167	+0.679	17:19:45.870
5	1:23.488	-	17:21:09.358
6	1:23.647	+0.159	17:22:33.005

Lap	Lap Tm	Diff	Time of Day
(60) Holland/Stevens			
1	-:--		17:15:32.087
2	1:26.095	+2.871	17:16:58.182
3	1:23.224	-	17:18:21.406
4	1:24.076	+0.852	17:19:45.482
5	1:24.289	+1.065	17:21:09.771
6	1:26.144	+2.920	17:22:35.915

Lap	Lap Tm	Diff	Time of Day
(28) Currie/Bridge			
1	-:--		17:15:30.613
2	1:24.514	-	17:16:55.127
3	1:24.608	+0.094	17:18:19.735
4	1:24.832	+0.318	17:19:44.567
5	1:25.778	+1.264	17:21:10.345
6	1:25.676	+1.162	17:22:36.021

Lap	Lap Tm	Diff	Time of Day
(111) Cable/Allum			
1	-:--		17:15:33.625
2	1:27.132	+1.284	17:17:00.757
3	1:25.848	-	17:18:26.605
4	1:26.809	+0.961	17:19:53.414
5	1:26.932	+1.084	17:21:20.346
6	1:26.926	+1.078	17:22:47.272

Lap	Lap Tm	Diff	Time of Day
(14) Boarer/Crafton			
1	-:--		17:15:34.654
2	1:27.238	+1.673	17:17:01.892
3	1:25.565	-	17:18:27.457
4	1:27.500	+1.935	17:19:54.957
5	1:27.814	+2.249	17:21:22.771
6	1:27.576	+2.011	17:22:50.347

Lap	Lap Tm	Diff	Time of Day
(16) Charlton/Vasey			
1	-:--		17:15:34.654
2	1:27.238	+1.673	17:17:01.892
3	1:25.565	-	17:18:27.457
4	1:27.500	+1.935	17:19:54.957
5	1:27.814	+2.249	17:21:22.771
6	1:27.576	+2.011	17:22:50.347

Lap	Lap Tm	Diff	Time of Day
1	-:--		17:15:39.694
2	1:28.480	+2.928	17:17:08.174
3	1:26.825	+1.273	17:18:34.999
4	1:26.736	+1.184	17:20:01.735
5	1:25.552	-	17:21:27.287
6	1:26.039	+0.487	17:22:53.326

Lap	Lap Tm	Diff	Time of Day
(88) M & R Vanniewenhuyse			
1	-:--		17:15:35.498
2	1:27.679	+0.345	17:17:03.177
3	1:28.036	+0.702	17:18:31.213
4	1:27.334	-	17:19:58.547
5	1:28.223	+0.889	17:21:26.770
6	1:27.374	+0.040	17:22:54.144

Lap	Lap Tm	Diff	Time of Day
(94) Steer/Conn			
1	-:--		17:15:38.966
2	1:30.045	+2.428	17:17:09.011
3	1:29.880	+2.263	17:18:38.891
4	1:27.617	-	17:20:06.508
5	1:29.473	+1.856	17:21:35.981
6	1:27.986	+0.369	17:23:03.967

Lap	Lap Tm	Diff	Time of Day
(31) Munro/Stafford			
1	-:--		17:15:37.182
2	1:28.798	-	17:17:05.980
3	1:29.034	+0.236	17:18:35.014
4	1:30.198	+1.400	17:20:05.212
5	1:31.707	+2.909	17:21:36.919
6	1:30.603	+1.805	17:23:07.522

Lap	Lap Tm	Diff	Time of Day
(51) Turner/Ransley			
1	-:--		17:15:38.548
2	1:30.344	+1.496	17:17:08.892
3	1:30.000	+1.152	17:18:38.892
4	1:29.524	+0.676	17:20:08.416
5	1:30.885	+2.037	17:21:39.301
6	1:28.848	-	17:23:08.149

Lap	Lap Tm	Diff	Time of Day
(7) Stevens/Charlwood			
1	-:--		17:15:40.290
2	1:30.188	-	17:17:10.478
3	1:31.521	+1.333	17:18:41.999
4	1:31.795	+1.607	17:20:13.794
5	1:33.539	+3.351	17:21:47.333
6	1:32.708	+2.520	17:23:20.041

Lap	Lap Tm	Diff	Time of Day
(19) Smale/Stous			
1	-:--		17:15:35.902
2	1:28.934	+1.029	17:17:04.836
3	1:27.905	-	17:18:32.741
4	1:33.119	+5.214	17:20:05.860
5	1:38.039	+10.134	17:21:43.899
6	1:36.292	+8.387	17:23:20.191

Lap	Lap Tm	Diff	Time of Day
(74) Restall/Friend			
1	-:--		17:15:45.947
2	1:33.651	-	17:17:19.598
3	1:34.719	+1.068	17:18:54.317
4	1:35.501	+1.850	17:20:29.818
5	1:34.419	+0.768	17:22:04.237
6	1:35.528	+1.877	17:23:39.765

Lap	Lap Tm	Diff	Time of Day
(43) Greenwood/Greenwood			
1	-:--		17:15:41.708
2	1:37.131	-	17:17:18.839

Lap	Lap Tm	Diff	Time of Day
3	1:38.300	+1.169	17:18:57.139
4	1:39.686	+2.555	17:20:36.825
5	1:39.033	+1.902	17:22:15.858

Lap	Lap Tm	Diff	Time of Day
(66) Wallace/Rogers			
1	-:--		17:15:44.051
2	1:37.680	-	17:17:21.731
3	1:40.487	+2.807	17:19:02.218
4	1:43.948	+6.268	17:20:46.166
5	1:40.993	+3.313	17:22:27.159

Lap	Lap Tm	Diff	Time of Day
(57) Chapman/Moore			
1	-:--		17:15:45.550
2	1:36.431	+2.010	17:17:21.981
3	1:37.665	+3.244	17:18:59.646
4	1:53.234	+18.813	17:20:52.880
5	1:34.421	-	17:22:27.301

Chief Timekeeper

Orbits 4



www.amb-it.com

www.mylaps.com

Licensed to: RS Sports Timing



2 - BMCRC - MRO CHAMPIONSHIPS 2008

Sorted on Laps

BMCRC F1 & F2 SIDECARS

DONINGTON PARK NATIONAL 1.957 Miles

RACE 9

23/03/2008 12:50

Race (7 Laps)

Pos	No.	Name	Class	Bike	Laps	Total Tm	Diff	Avg. Speed	Best Tm	Lap	Best Spd
1	2	Crowe/Cox	F2	Honda LCR 600	7	9:09.097	-	89.827	1:17.470	4	90.955
2	113	Coombs/Partridge	F2	Honda Ireson 600	7	9:45.237	+36.140	84.280	1:18.436	2	89.835
3	6	Holland/Worsfold	F1	Suzuki LCR 1000	7	9:47.292	+38.195	83.985	1:22.081	7	85.845
4	60	Holland/Stevens	F1	Suzuki LCR 1000	7	9:47.344	+38.247	83.978	1:21.856	7	86.081
5	96	Bygrave/Ryder	F1	Suzuki LCR 1000	7	9:57.623	+48.526	82.534	1:19.993	5	88.086
6	88	M & R Vanniewenhuyse	F2	Honda S/bourne 600	7	10:08.067	+58.970	81.116	1:25.713	3	82.208
7	16	Charlton/Vasey	F2	Yamaha 600	7	10:08.528	+59.431	81.055	1:24.324	6	83.562
8	14	Boarer/Crafton	F1	Yamaha 1000	7	10:12.963	+1:03.866	80.468	1:25.437	4	82.473
9	19	Smale/Slous	F2	Honda DMR 600	7	10:19.317	+1:10.220	79.643	1:26.241	3	81.705
10	7	Stevens/Charlwood	F1	Yamaha Windle 1000	7	10:27.990	+1:18.893	78.543	1:27.437	3	80.587
11	31	Munro/Stafford	F1	Yamaha Windle 1000	7	10:28.125	+1:19.028	78.526	1:27.122	6	80.878
12	28	Currie/Bridge	F2	Yamaha LCR 600	7	10:28.300	+1:19.203	78.504	1:23.001	2	84.894
13	51	Turner/Ransley	F2	Yamaha Windle 600	6	9:12.444	1 Lap	76.528	1:30.696	4	77.691
14	74	Restall/Friend	F2	Yamaha 600	6	9:13.124	+0.680	76.434	1:26.974	5	81.016
15	66	Wallace/Rogers	F1	Suzuki Windle 1000	6	9:27.088	+14.644	74.552	1:32.076	6	76.527
16	43	Greenwood/Greenwood	F1	Suzuki Windle 1000	6	9:34.636	+22.192	73.573	1:33.164	2	75.633
17	57	Chapman/Moore	F1	Suzuki LCR 1000	6	9:48.567	+36.123	71.832	1:32.751	5	75.970

Not classified

DNF	111	Cable/Allum	F1	Yamaha LCR 1000	6	8:34.685	-	82.143	1:23.248	4	84.642
-----	-----	-------------	----	-----------------	---	----------	---	--------	----------	---	--------

Margin of Victory	Avg. Speed	Best Lap Tm	Best Spd	Best Lap by
+36.140	89.827	1:17.470	90.955	[2] Crowe/Cox

Chief Timekeeper

Orbits 4



www.amb-it.com

www.mylaps.com

Licensed to: RS Sports Timing



2 - BMCRC - MRO CHAMPIONSHIPS 2008

Lapchart


BMCRC F1 & F2 SIDECARS

DONINGTON PARK NATIONAL 1.957 Miles

RACE 9

23/03/2008 12:50

Race (7 Laps)



Competitors	Laps						
	1	2	3	4	5	6	7
Crowe/Cox (2)	1	2	2	2	2	2	2
Coombs/Partridge (113)	2	113	113	113	113	113	113
Holland/Worsfold (6)	3	6	6	6	6	6	6
Currie/Bridge (28)	4	28	28	28	28	60	60
Holland/Stevens (60)	5	60	60	60	60	28	96
Cable/Allum (111)	6	111	111	111	111	96	88
M & R Vanniewenhuyse (88)	7	88	88	88	96	96	111
Boarer/Crafton (14)	8	14	19	19	88	88	14
Smale/Slous (19)	9	19	16	96	19	16	19
Charlton/Vasey (16)	10	16	14	16	16	19	14
Munro/Stafford (31)	11	31	96	14	14	14	19
Turner/Ransley (51)	12	51	31	31	31	7	31
Stevens/Charlwood (7)	13	7	7	7	7	31	7
Bygrave/Ryder (96)	14	96	51	51	51	51	
Greenwood/Greenwood (43)	15	43	43	74	74	74	74
Wallace/Rogers (66)	16	66	66	43	43	66	66
Restall/Friend (74)	17	74	74	66	66	43	43
Chapman/Moore (57)	18	57	57	57	57	57	57

Chief Timekeeper

Orbits 4



www.amb-it.com
www.mylaps.com

Licensed to: RS Sports Timing



2 - BMCRC - MRO CHAMPIONSHIPS 2008

BMCRC F1 & F2 SIDECARS

DONINGTON PARK NATIONAL 1.957 Miles

RACE 9

23/03/2008 12:50

Race (7 Laps)

Lap	Lap Tm	Diff	Time of Day
(2) Crowe/Cox			
1	-:--		12:51:44.018
2	1:17.712	+0.242	12:53:01.730
3	1:17.790	+0.320	12:54:19.520
4	1:17.470	-	12:55:36.990
5	1:17.558	+0.088	12:56:54.548
6	1:19.047	+1.577	12:58:13.595
7	1:18.393	+0.923	12:59:31.988
(113) Coombs/Partridge			
1	-:--		12:51:45.451
2	1:18.436	-	12:53:03.887
3	1:19.632	+1.196	12:54:23.519
4	1:19.052	+0.616	12:55:42.571
5	1:19.977	+1.541	12:57:02.548
6	1:19.811	+1.375	12:58:22.359
7	1:45.769	+27.333	13:00:08.128
(6) Holland/Worsfold			
1	-:--		12:51:49.374
2	1:24.014	+1.933	12:53:13.388
3	1:24.092	+2.011	12:54:37.480
4	1:23.364	+1.283	12:56:00.844
5	1:23.721	+1.640	12:57:24.565
6	1:23.537	+1.456	12:58:48.102
7	1:22.081	-	13:00:10.183
(60) Holland/Stevens			
1	-:--		12:51:51.443
2	1:24.075	+2.219	12:53:15.518
3	1:22.848	+0.992	12:54:38.366
4	1:24.390	+2.534	12:56:02.756
5	1:22.411	+0.555	12:57:25.167
6	1:23.212	+1.356	12:58:48.379
7	1:21.856	-	13:00:10.235
(96) Bygrave/Ryder			
1	-:--		12:51:59.800
2	1:27.074	+7.081	12:53:26.874
3	1:22.479	+2.486	12:54:49.353
4	1:20.183	+0.190	12:56:09.536
5	1:19.993	-	12:57:29.529
6	1:20.501	+0.508	12:58:50.030
7	1:30.484	+10.491	13:00:20.514
(88) M & R Vanniewenhuyse			
1	-:--		12:51:53.502
2	1:25.821	+0.108	12:53:19.323
3	1:25.713	-	12:54:45.036
4	1:26.407	+0.694	12:56:11.443
5	1:25.936	+0.223	12:57:37.379
6	1:27.220	+1.507	12:59:04.599
7	1:26.359	+0.646	13:00:30.958
(16) Charlton/Vasey			
1	-:--		12:51:56.795
2	1:26.511	+2.187	12:53:23.306
3	1:27.255	+2.931	12:54:50.561
4	1:25.555	+1.231	12:56:16.116
5	1:26.081	+1.757	12:57:42.197
6	1:24.324	-	12:59:06.521
7	1:24.898	+0.574	13:00:31.419
(14) Boarer/Crafton			
1	-:--		12:51:55.729

Lap	Lap Tm	Diff	Time of Day
2	1:29.976	+4.539	12:53:25.705
3	1:26.188	+0.751	12:54:51.893
4	1:25.437	-	12:56:17.330
5	1:26.193	+0.756	12:57:43.523
6	1:26.519	+1.082	12:59:10.042
7	1:25.812	+0.375	13:00:35.854
(19) Smale/Slous			
1	-:--		12:51:55.887
2	1:26.991	+0.750	12:53:22.878
3	1:26.241	-	12:54:49.119
4	1:26.644	+0.403	12:56:15.763
5	1:27.008	+0.767	12:57:42.771
6	1:29.761	+3.520	12:59:12.532
7	1:29.676	+3.435	13:00:42.208
(7) Stevens/Charlwood			
1	-:--		12:51:58.154
2	1:31.358	+3.921	12:53:29.512
3	1:27.437	-	12:54:56.949
4	1:27.744	+0.307	12:56:24.693
5	1:28.640	+1.203	12:57:53.333
6	1:28.784	+1.347	12:59:22.117
7	1:28.764	+1.327	13:00:50.881
(31) Munro/Stafford			
1	-:--		12:51:56.838
2	1:31.607	+4.485	12:53:28.445
3	1:28.081	+0.959	12:54:56.526
4	1:27.808	+0.686	12:56:24.334
5	1:30.065	+2.943	12:57:54.399
6	1:27.122	-	12:59:21.521
7	1:29.495	+2.373	13:00:51.016
(28) Currie/Bridge			
1	-:--		12:51:50.873
2	1:23.001	-	12:53:13.874
3	1:23.945	+0.944	12:54:37.819
4	1:23.965	+0.964	12:56:01.784
5	1:23.656	+0.655	12:57:25.440
6	1:23.665	+0.664	12:58:49.105
7	2:02.086	+39.085	13:00:51.191
(51) Turner/Ransley			
1	-:--		12:51:57.399
2	1:33.295	+2.599	12:53:30.694
3	1:31.504	+0.808	12:55:02.198
4	1:30.696	-	12:56:32.894
5	1:30.704	+0.008	12:58:03.598
6	1:31.737	+1.041	12:59:35.335
(74) Restall/Friend			
1	-:--		12:52:04.188
2	1:31.854	+4.880	12:53:36.042
3	1:31.319	+4.345	12:55:07.361
4	1:29.813	+2.839	12:56:37.174
5	1:26.974	-	12:58:04.148
6	1:31.867	+4.893	12:59:36.015
(66) Wallace/Rogers			
1	-:--		12:52:02.271
2	1:33.532	+1.456	12:53:35.803
3	1:34.246	+2.170	12:55:10.049
4	1:34.379	+2.303	12:56:44.428
5	1:33.475	+1.399	12:58:17.903
6	1:32.076	-	12:59:49.979

Lap	Lap Tm	Diff	Time of Day
(43) Greenwood/Greenwood			
1	-:--		12:52:00.563
2	1:33.164	-	12:53:33.727
3	1:35.323	+2.159	12:55:09.050
4	1:34.412	+1.248	12:56:43.462
5	1:37.087	+3.923	12:58:20.549
6	1:36.978	+3.814	12:59:57.527
(57) Chapman/Moore			
1	-:--		12:52:23.845
2	1:33.980	+1.229	12:53:57.825
3	1:33.279	+0.528	12:55:31.104
4	1:34.135	+1.384	12:57:05.239
5	1:32.751	-	12:58:37.990
6	1:33.468	+0.717	13:00:11.458
(111) Cable/Allum			
1	-:--		12:51:52.197
2	1:24.988	+1.740	12:53:17.185
3	1:23.425	+0.177	12:54:40.610
4	1:23.248	-	12:56:03.858
5	1:23.376	+0.128	12:57:27.234
6	1:30.342	+7.094	12:58:57.576

Chief Timekeeper

Orbits 4



www.amb-it.com
www.mylaps.com

Licensed to: RS Sports Timing



2 - BMCRC - MRO CHAMPIONSHIPS 2008

Sorted on Laps

BMCRC F1 & F2 SIDECARS

DONINGTON PARK NATIONAL 1.957 Miles

RACE 19 - AMENDED

23/03/2008 17:06

Race (5 Laps)

Pos	No.	Name	Class	Bike	Laps	Total Tm	Diff	Avg. Speed	Best Tm Lap	Best Spd
1	113	Coombs/Partridge	F2	Honda Ireson 600	5	6:45.466	-	86.891	1:18.523	3 89.735
2	6	Holland/Worsfold	F1	Suzuki LCR 1000	5	7:06.766	+21.300	82.554	1:24.038	3 83.846
3	7	Stevens/Charlwood	F1	Yamaha Windle 1000	5	7:24.848	+39.382	79.199	1:27.292	5 80.721
4	88	M & R Vanniewenhuyse	F2	Honda S/bourne 600	5	7:26.777	+41.311	78.857	1:26.872	5 81.111
5	51	Turner/Ransley	F2	Yamaha Windle 600	5	7:27.106	+41.640	78.799	1:26.448	5 81.509
6	14	Boarer/Crafton	F1	Yamaha 1000	5	7:27.298	+41.832	78.765	1:26.657	5 81.312
7	31	Munro/Stafford	F1	Yamaha Windle 1000	5	7:30.993	+45.527	78.120	1:28.325	3 79.777
8	74	Restall/Friend	F2	Yamaha 600	5	7:40.379	+54.913	76.527	1:28.686	3 79.452
9	43	Greenwood/Greenwood	F1	Suzuki Windle 1000	5	8:16.449	+1:30.983	70.967	1:37.965	2 71.927

Not classified

DNF	57	Chapman/Moore	F1	Suzuki LCR 1000	5	7:51.870	-	74.663	1:32.652	3 76.051
DNS	60	Holland/Stevens	F1	Suzuki LCR 1000	0	----	-	-	----	0 -
DNS	19	Smale/Slous	F2	Honda DMR 600	0	----	-	-	----	0 -

Announcements

57 CROSSED TOOK THE FLAG WITHOUT HIS PASSENGER SO HE NOT ENTITLED TO A POINTS SCORING FINISH.

Margin of Victory	Avg. Speed	Best Lap Tm	Best Spd	Best Lap by
+21.300	86.891	1:18.523	89.735	[113] Coombs/Partridge

Chief Timekeeper

Orbits 4



www.amb-it.com
www.mylaps.com

Licensed to: RS Sports Timing



2 - BMCRC - MRO CHAMPIONSHIPS 2008

Lapchart


BMCRC F1 & F2 SIDECARS

DONINGTON PARK NATIONAL 1.957 Miles

RACE 19

23/03/2008 17:06

Race (5 Laps)



Competitors	Laps				
	1	2	3	4	5
Coombs/Partridge (113)	113	113	113	113	113
Holland/Worsfold (6)	6	6	6	6	6
Boarer/Crafton (14)	14	7	7	7	7
Stevens/Charlwood (7)	7	14	51	88	88
M & R Vanniewenhuyse (88)	88	51	88	14	51
Munro/Stafford (31)	31	88	14	51	14
Turner/Ransley (51)	51	31	31	31	31
Chapman/Moore (57)	57	74	74	74	74
Greenwood/Greenwood (43)	43	57	57	57	57
Restall/Friend (74)	74	43	43	43	43
-	11				
-	12				

Chief Timekeeper

Orbits 4



www.amb-it.com
www.mylaps.com

Licensed to: RS Sports Timing



2 - BMCRC - MRO CHAMPIONSHIPS 2008

BMCRC F1 & F2 SIDECARS

DONINGTON PARK NATIONAL 1.957 Miles

RACE 19

23/03/2008 17:06

Race (5 Laps)

Lap	Lap Tm	Diff	Time of Day
(113) Coombs/Partridge			
1	-:--		17:08:03.912
2	1:20.155	+1.632	17:09:24.067
3	1:18.523	-	17:10:42.590
4	1:20.539	+2.016	17:12:03.129
5	1:22.263	+3.740	17:13:25.392
(6) Holland/Worsfold			
1	-:--		17:08:07.942
2	1:25.033	+0.995	17:09:32.975
3	1:24.038	-	17:10:57.013
4	1:24.886	+0.848	17:12:21.899
5	1:24.793	+0.755	17:13:46.692
(7) Stevens/Charlwood			
1	-:--		17:08:13.926
2	1:27.908	+0.616	17:09:41.834
3	1:28.225	+0.933	17:11:10.059
4	1:27.423	+0.131	17:12:37.482
5	1:27.292	-	17:14:04.774
(88) M & R Vanniewenhuyse			
1	-:--		17:08:14.189
2	1:29.500	+2.628	17:09:43.689
3	1:28.414	+1.542	17:11:12.103
4	1:27.728	+0.856	17:12:39.831
5	1:26.872	-	17:14:06.703
(51) Turner/Ransley			
1	-:--		17:08:14.771
2	1:28.386	+1.938	17:09:43.157
3	1:28.538	+2.090	17:11:11.695
4	1:28.889	+2.441	17:12:40.584
5	1:26.448	-	17:14:07.032
(14) Boarer/Crafton			
1	-:--		17:08:12.991
2	1:29.263	+2.606	17:09:42.254
3	1:30.313	+3.656	17:11:12.567
4	1:28.000	+1.343	17:12:40.567
5	1:26.657	-	17:14:07.224
(31) Munro/Stafford			
1	-:--		17:08:14.531
2	1:30.366	+2.041	17:09:44.897
3	1:28.325	-	17:11:13.222
4	1:28.546	+0.221	17:12:41.768
5	1:29.151	+0.826	17:14:10.919
(74) Restall/Friend			
1	-:--		17:08:22.664
2	1:30.278	+1.592	17:09:52.942
3	1:28.686	-	17:11:21.628
4	1:28.913	+0.227	17:12:50.541
5	1:29.764	+1.078	17:14:20.305
(57) Chapman/Moore			
1	-:--		17:08:20.878
2	1:32.768	+0.116	17:09:53.646
3	1:32.652	-	17:11:26.298
4	1:32.797	+0.145	17:12:59.095
5	1:32.701	+0.049	17:14:31.796
(43) Greenwood/Greenwood			
1	-:--		17:08:22.271

Lap	Lap Tm	Diff	Time of Day
2	1:37.965	-	17:10:00.236
3	1:39.409	+1.444	17:11:39.645
4	1:38.500	+0.535	17:13:18.145
5	1:38.230	+0.265	17:14:56.375

Lap	Lap Tm	Diff	Time of Day
-----	--------	------	-------------

Chief Timekeeper

Orbits 4



www.amb-it.com
www.mylaps.com

Licensed to: RS Sports Timing



2 - BMCRC - MRO CHAMPIONSHIPS 2008

Sorted on Best Lap time

DYNA PRO MRO SUPERSPORT 600

DONINGTON PARK NATIONAL 1.957 Miles

QUALIFYING

22/03/2008 11:19

Qualify

Pos	No.	Name	Bike	Best Tm	Diff	Best Spd	In Lap	Sponsor
1	59	Rob Hoyles	Yamaha R6 600	1:24.639	-	83.251	3	robhoyles.com
2	87	Billy Mellor	Suzuki GSXR 600	1:25.394	+0.755	82.515	4	Form-IT Construction
3	18	Liam Lyon	Yamaha R6 600	1:25.537	+0.898	82.377	6	
4	40	David Shelvey	Suzuki GSXR 600	1:26.150	+1.511	81.791	8	
5	81	Paul King	Yamaha R6 600	1:26.173	+1.534	81.769	7	
6	36	Anthony Kennaway	Yamaha R6 600	1:26.198	+1.559	81.745	8	
7	3	Mark Cringle	Triumph 675	1:26.291	+1.652	81.657	7	Cringle Racing Ltd
8	48	Chase Collyer	Yamaha R6 600	1:26.792	+2.153	81.186	8	Mike Smith Tuning
9	55	Steven Smith	Triumph 675	1:29.126	+4.487	79.060	7	
10	53	Andy Lawrence	Honda CBR 600	1:29.495	+4.856	78.734	4	ABC Tyres
11	60	Tim Venables	Yamaha R6 600	1:30.001	+5.362	78.291	7	T Turner
12	15	Casper Tham	Yamaha R6 600	1:30.265	+5.626	78.062	6	
13	61	Paul Welch	Yamaha R6 600	1:30.499	+5.860	77.860	8	Dalco
14	63	Derek Pickett	Yamaha R6 600	1:30.516	+5.877	77.846	8	SAC Racing
15	73	Sarah Jordan	Suzuki GSXR 600	1:30.785	+6.146	77.615	7	
16	26	James Wainwright	Triumph 675	1:31.684	+7.045	76.854	7	
17	37	Danny Carpenter	Honda CBR 600	1:33.379	+8.740	75.459	8	LRC Haulage
18	49	Mark Grover	Suzuki GSXR 600	1:33.982	+9.343	74.975	5	
19	47	Sean Chaston	Honda CBR 600	1:34.382	+9.743	74.657	7	Hyside M/C's
20	44	Emmett Burke	Honda CBR 600	1:34.440	+9.801	74.611	8	
21	8	Paul Smyth	Triumph 675	1:34.665	+10.026	74.434	7	
22	50	Michael Elliott	Yamaha R6 600	1:35.853	+11.214	73.511	8	
23	35	Thomas Dean	Yamaha R6 600	1:36.263	+11.624	73.198	2	Castrol
24	75	Alan Lau	Suzuki GSXR 600	1:37.609	+12.970	72.189	4	
25	11	Suham Zaki	Yamaha R6 600	1:39.717	+15.078	70.663	2	
26	54	Robert Hollingsbee	Yamaha R6 600	1:39.857	+15.218	70.564	3	Trulloholidays.com
27	16	Martin Booker	Yamaha R6 600	1:44.174	+19.535	67.640	7	
28	64	Steve De La Cour	Kawasaki ZXR 600	2:21.940	+57.301	49.643	2	

Chief Timekeeper

Orbits 4



www.amb-it.com

www.mylaps.com

Licensed to: RS Sports Timing



2 - BMCRC - MRO CHAMPIONSHIPS 2008

DYNA PRO MRO SUPERSPORT 600

DONINGTON PARK NATIONAL 1.957 Miles

QUALIFYING

22/03/2008 11:19

Qualify

Lap	Lap Tm	Diff	Time of Day
(59) Rob Hoyles			
1	-	-	11:30:02.139
2	1:28.369	+3.730	11:31:30.508
3	1:24.639	-	11:32:55.147
(87) Billy Mellor			
1	-	-	11:27:06.442
2	1:30.938	+5.544	11:28:37.380
3	1:25.731	+0.337	11:30:03.111
4	1:25.394	-	11:31:28.505
5	1:25.791	+0.397	11:32:54.296
(18) Liam Lyon			
1	-	-	11:21:31.348
2	1:32.133	+6.596	11:23:03.481
3	1:32.086	+6.549	11:24:35.567
4	1:26.959	+1.422	11:26:02.526
5	1:26.390	+0.853	11:27:28.916
6	1:25.537	-	11:28:54.453
7	1:40.788	+15.251	11:30:35.241
(40) David Shelvey			
1	-	-	11:21:42.989
2	1:33.939	+7.789	11:23:16.928
3	1:35.482	+9.332	11:24:52.410
4	1:33.179	+7.029	11:26:25.589
5	1:31.265	+5.115	11:27:56.854
6	1:29.202	+3.052	11:29:26.056
7	1:28.169	+2.019	11:30:54.225
8	1:26.150	-	11:32:20.375
(81) Paul King			
1	-	-	11:23:59.611
2	1:38.318	+12.145	11:25:37.929
3	1:33.929	+7.756	11:27:11.858
4	1:37.743	+11.570	11:28:49.601
5	1:28.646	+2.473	11:30:18.247
6	1:26.408	+0.235	11:31:44.655
7	1:26.173	-	11:33:10.828
(36) Anthony Kennaway			
1	-	-	11:21:21.165
2	1:41.704	+15.506	11:23:02.869
3	1:38.799	+12.601	11:24:41.668
4	1:33.747	+7.549	11:26:15.415
5	1:42.514	+16.316	11:27:57.929
6	2:16.454	+50.256	11:30:14.383
7	1:27.349	+1.151	11:31:41.732
8	1:26.198	-	11:33:07.930
(3) Mark Cringle			
1	-	-	11:23:22.054
2	1:42.752	+16.461	11:25:04.806
3	1:35.034	+8.743	11:26:39.840
4	1:33.271	+6.980	11:28:13.111
5	1:34.489	+8.198	11:29:47.600
6	1:27.463	+1.172	11:31:15.063
7	1:26.291	-	11:32:41.354
(48) Chase Collyer			
1	-	-	11:21:27.616
2	1:48.899	+22.107	11:23:16.515
3	1:44.163	+17.371	11:25:00.678
4	1:38.474	+11.682	11:26:39.152
5	1:34.194	+7.402	11:28:13.346

Lap	Lap Tm	Diff	Time of Day
6	1:35.296	+8.504	11:29:48.642
7	1:27.134	+0.342	11:31:15.776
8	1:26.792	-	11:32:42.568
(55) Steven Smith			
1	-	-	11:23:07.307
2	1:55.980	+26.854	11:25:03.287
3	1:41.774	+12.648	11:26:45.061
4	1:37.723	+8.597	11:28:22.784
5	1:33.359	+4.233	11:29:56.143
6	1:30.663	+1.537	11:31:26.806
7	1:29.126	-	11:32:55.932
(53) Andy Lawrence			
1	-	-	11:28:36.087
2	1:31.701	+2.206	11:30:07.788
3	1:30.151	+0.656	11:31:37.939
4	1:29.495	-	11:33:07.434
(60) Tim Venables			
1	-	-	11:21:28.986
2	1:45.934	+15.933	11:23:14.920
3	1:39.710	+9.709	11:24:54.630
4	1:34.158	+4.157	11:26:28.788
5	1:34.008	+4.007	11:28:02.796
6	1:32.128	+2.127	11:29:34.924
7	1:30.001	-	11:31:04.925
(15) Casper Tham			
1	-	-	11:22:06.578
2	1:49.586	+19.321	11:23:56.164
3	1:34.502	+4.237	11:25:30.666
4	1:31.205	+0.940	11:27:01.871
5	1:33.672	+3.407	11:28:35.543
6	1:30.265	-	11:30:05.808
7	1:38.121	+7.856	11:31:43.929
(61) Paul Welch			
1	-	-	11:22:05.945
2	1:49.561	+19.062	11:23:55.506
3	1:38.082	+7.583	11:25:33.588
4	1:37.203	+6.704	11:27:10.791
5	1:38.929	+8.430	11:28:49.720
6	1:33.969	+3.470	11:30:23.689
7	1:32.191	+1.692	11:31:55.880
8	1:30.499	-	11:33:26.379
(63) Derek Pickett			
1	-	-	11:21:05.331
2	1:40.004	+9.488	11:22:45.335
3	1:37.841	+7.325	11:24:23.176
4	1:36.509	+5.993	11:25:59.685
5	1:33.707	+3.191	11:27:33.392
6	1:32.311	+1.795	11:29:05.703
7	1:33.464	+2.948	11:30:39.167
8	1:30.516	-	11:32:09.683
(73) Sarah Jordan			
1	-	-	11:22:29.095
2	1:43.392	+12.607	11:24:12.487
3	1:38.490	+7.705	11:25:50.977
4	1:35.024	+4.239	11:27:26.001
5	1:32.901	+2.116	11:28:58.902
6	1:31.893	+1.108	11:30:30.795
7	1:30.785	-	11:32:01.580
8	1:39.661	+8.876	11:33:41.241

Lap	Lap Tm	Diff	Time of Day
(26) James Wainwright			
1	-	-	11:22:27.377
2	1:40.637	+8.953	11:24:08.014
3	1:36.898	+5.214	11:25:44.912
4	1:36.939	+5.255	11:27:21.851
5	1:34.527	+2.843	11:28:56.378
6	1:33.026	+1.342	11:30:29.404
7	1:31.684	-	11:32:01.088
8	1:32.123	+0.439	11:33:33.211
(37) Danny Carpenter			
1	-	-	11:21:52.398
2	1:50.691	+17.312	11:23:43.089
3	1:46.875	+13.496	11:25:29.964
4	1:39.941	+6.562	11:27:09.905
5	1:39.319	+5.940	11:28:49.224
6	1:36.847	+3.468	11:30:26.071
7	1:34.750	+1.371	11:32:00.821
8	1:33.379	-	11:33:34.200
(49) Mark Grover			
1	-	-	11:24:43.857
2	1:37.203	+3.221	11:26:21.060
3	1:36.177	+2.195	11:27:57.237
4	1:35.317	+1.335	11:29:32.554
5	1:33.982	-	11:31:06.536
6	1:34.468	+0.486	11:32:41.004
(47) Sean Chaston			
1	-	-	11:23:07.937
2	1:50.520	+16.138	11:24:58.457
3	1:43.827	+9.445	11:26:42.284
4	1:43.333	+8.951	11:28:25.617
5	1:40.085	+5.703	11:30:05.702
6	1:35.918	+1.536	11:31:41.620
7	1:34.382	-	11:33:16.002
(44) Emmett Burke			
1	-	-	11:21:49.855
2	1:40.708	+6.268	11:23:30.563
3	1:43.958	+9.518	11:25:14.521
4	1:37.794	+3.354	11:26:52.315
5	1:39.284	+4.844	11:28:31.599
6	1:36.030	+1.590	11:30:07.629
7	1:34.917	+0.477	11:31:42.546
8	1:34.440	-	11:33:16.986
(8) Paul Smyth			
1	-	-	11:22:28.903
2	1:52.578	+17.913	11:24:21.481
3	1:43.001	+8.336	11:26:04.482
4	1:38.899	+4.234	11:27:43.381
5	1:38.035	+3.370	11:29:21.416
6	1:36.553	+1.888	11:30:57.969
7	1:34.665	-	11:32:32.634
(50) Michael Elliott			
1	-	-	11:21:14.261
2	1:49.091	+13.238	11:23:03.352
3	1:42.255	+6.402	11:24:45.607
4	1:41.704	+5.851	11:26:27.311
5	1:43.097	+7.244	11:28:10.408
6	1:41.658	+5.805	11:29:52.066
7	1:38.577	+2.724	11:31:30.643
8	1:35.853	-	11:33:06.496

Chief Timekeeper

Orbits 4



www.amb-it.com
www.mylaps.com

Licensed to: RS Sports Timing



2 - BMCRC - MRO CHAMPIONSHIPS 2008

DYNA PRO MRO SUPERSPORT 600

DONINGTON PARK NATIONAL 1.957 Miles

QUALIFYING

22/03/2008 11:19

Qualify

Lap	Lap Tm	Diff	Time of Day
(35) Thomas Dean			
1	-:--	-	11:21:57.088
2	1:36.263	-	11:23:33.351

(75) Alan Lau			
1	-:--	-	11:21:12.637
2	1:41.189	+3.580	11:22:53.826
3	1:46.790	+9.181	11:24:40.616
4	1:37.609	-	11:26:18.225

(11) Suham Zaki			
1	-:--	-	11:21:04.674
2	1:39.717	-	11:22:44.391
3	1:43.728	+4.011	11:24:28.119
4	1:43.925	+4.208	11:26:12.044
5	1:44.869	+5.152	11:27:56.913
6	1:51.812	+12.095	11:29:48.725

(54) Robert Hollingsbee			
1	-:--	-	11:26:35.921
2	1:42.353	+2.496	11:28:18.274
3	1:39.857	-	11:29:58.131
4	1:44.454	+4.597	11:31:42.585

(16) Martin Booker			
1	-:--	-	11:21:21.130
2	1:55.772	+11.598	11:23:16.902
3	2:00.956	+16.782	11:25:17.858
4	1:51.979	+7.805	11:27:09.837
5	1:51.914	+7.740	11:29:01.751
6	1:46.807	+2.633	11:30:48.558
7	1:44.174	-	11:32:32.732

(64) Steve De La Cour			
1	-:--	-	11:21:44.660
2	2:21.940	-	11:24:06.600
3	8:48.527	+6:26.587	11:32:55.127

Chief Timekeeper

Orbits 4



www.amb-it.com
www.mylaps.com

Licensed to: RS Sports Timing



2 - BMCRC - MRO CHAMPIONSHIPS 2008

Sorted on Laps

DYNA PRO MRO SUPERSPORT 600

DONINGTON PARK NATIONAL 1.957 Miles

RACE 6

22/03/2008 15:36

Race (6 Laps)

Pos	No.	Name	Bike	Laps	Total Tm	Diff	Avg. Speed	Best Tm	In Lap	Best Spd	Sponsor
1	18	Liam Lyon	Yamaha R6 600	6	7:40.317	-	91.845	1:15.535	2	93.285	
2	3	Mark Cringle	Triumph 675	6	7:43.714	+3.397	91.172	1:15.454	3	93.385	Cringle Racing Ltd
3	59	Rob Hoyles	Yamaha R6 600	6	7:43.810	+3.493	91.153	1:16.538	4	92.063	robhoyles.com
4	87	Billy Mellor	Suzuki GSXR 600	6	7:45.502	+5.185	90.822	1:15.594	6	93.212	Form-IT Construction
5	55	Steven Smith	Triumph 675	6	7:52.582	+12.265	89.461	1:17.710	4	90.674	
6	40	David Shelvey	Suzuki GSXR 600	6	7:57.323	+17.006	88.572	1:17.902	6	90.451	
7	60	Tim Venables	Yamaha R6 600	6	7:58.196	+17.879	88.411	1:18.577	5	89.674	T Turner
8	81	Paul King	Yamaha R6 600	6	7:59.161	+18.844	88.233	1:18.597	4	89.651	
9	8	Paul Smyth	Triumph 675	6	7:59.595	+19.278	88.153	1:17.259	6	91.203	
10	36	Anthony Kennaway	Yamaha R6 600	6	8:06.099	+25.782	86.973	1:19.597	2	88.524	
11	35	Thomas Dean	Yamaha R6 600	6	8:10.859	+30.542	86.130	1:17.382	6	91.058	Castrol
12	15	Casper Tham	Yamaha R6 600	6	8:11.803	+31.486	85.965	1:20.908	3	87.090	
13	63	Derek Pickett	Yamaha R6 600	6	8:14.080	+33.763	85.568	1:20.050	6	88.023	SAC Racing
14	73	Sarah Jordan	Suzuki GSXR 600	6	8:16.488	+36.171	85.153	1:21.335	6	86.633	
15	53	Andy Lawrence	Honda CBR 600	6	8:17.937	+37.620	84.906	1:20.238	5	87.817	ABC Tyres
16	61	Paul Welch	Yamaha R6 600	6	8:25.070	+44.753	83.707	1:22.164	6	85.759	Dalco
17	44	Emmett Burke	Honda CBR 600	6	8:26.985	+46.668	83.390	1:22.547	3	85.361	
18	85	Ben Clark	Honda CBR 600	6	8:27.518	+47.201	83.303	1:22.262	3	85.657	
19	50	Michael Elliott	Yamaha R6 600	6	8:29.098	+48.781	83.044	1:22.233	6	85.687	
20	75	Alan Lau	Suzuki GSXR 600	6	8:29.101	+48.784	83.044	1:23.500	5	84.387	
21	49	Mark Grover	Suzuki GSXR 600	6	8:29.908	+49.591	82.912	1:23.168	5	84.723	
22	97	Gareth Keevil	Honda CBR 600	6	8:36.247	+55.930	81.894	1:24.291	5	83.595	G Keevil Ltd
23	54	Robert Hollingsbee	Yamaha R6 600	6	8:36.572	+56.255	81.843	1:23.960	6	83.924	Trulloholidays.com
24	47	Sean Chaston	Honda CBR 600	6	8:39.791	+59.474	81.336	1:24.450	5	83.437	Hyside M/C's
25	11	Suham Zaki	Yamaha R6 600	6	8:43.654	+1:03.337	80.736	1:23.720	6	84.165	
26	48	Chase Collyer	Yamaha R6 600	6	8:47.817	+1:07.500	80.099	1:18.843	4	89.371	Mike Smith Tuning
27	37	Danny Carpenter	Honda CBR 600	6	8:50.797	+1:10.480	79.649	1:24.689	3	83.202	LRC Haulage
28	16	Martin Booker	Yamaha R6 600	6	9:09.661	+1:29.344	76.916	1:29.822	2	78.447	
29	64	Steve De La Cour	Kawasaki ZXR 600	5	7:44.080	1 Lap	75.917	1:30.713	4	77.677	

Not classified

DNF	26	James Wainwright	Triumph 675	3	4:14.688	-	82.999	1:21.557	2	86.397	
-----	----	------------------	-------------	---	----------	---	--------	----------	---	--------	--

Margin of Victory	Avg. Speed	Best Lap Tm	Best Spd	Best Lap by
+3.397	91.845	1:15.454	93.385	[3] Mark Cringle

Chief Timekeeper

Orbits 4



www.amb-it.com
www.mylaps.com



Licensed to: RS Sports Timing



2 - BMCRC - MRO CHAMPIONSHIPS 2008

Lapchart

DYNA PRO MRO SUPERSPORT 600

DONINGTON PARK NATIONAL 1.957 Miles

RACE 6

22/03/2008 15:36

Race (6 Laps)

Competitors	Laps					
	1	2	3	4	5	6
Rob Hoyles (59)	1	59	18	18	18	18
Liam Lyon (18)	2	18	59	59	3	3
David Shelvey (40)	3	40	3	3	59	59
Mark Cringle (3)	4	3	55	87	87	87
Steven Smith (55)	5	55	87	55	55	55
Tim Venables (60)	6	60	60	60	60	40
Paul King (81)	7	81	81	81	81	40
Billy Mellor (87)	8	87	40	40	40	81
Casper Tham (15)	9	15	36	36	8	8
Anthony Kennaway (36)	10	36	15	8	36	36
James Wainwright (26)	11	26	8	15	15	35
Paul Smyth (8)	12	8	26	63	63	35
Derek Pickett (63)	13	63	63	73	73	63
Sarah Jordan (73)	14	73	73	26	35	73
Paul Welch (61)	15	61	61	35	53	53
Alan Lau (75)	16	75	75	53	61	61
Mark Grover (49)	17	49	53	61	85	85
Danny Carpenter (37)	18	37	49	75	75	50
Gareth Keevil (97)	19	97	35	85	49	49
Suham Zaki (11)	20	11	85	49	50	49
Michael Elliott (50)	21	50	37	50	37	97
Ben Clark (85)	22	85	50	37	97	37
Andy Lawrence (53)	23	53	97	97	54	47
Robert Hollingsbee (54)	24	54	11	54	47	11
Thomas Dean (35)	25	35	54	47	11	48
Sean Chaston (47)	26	47	47	11	16	48
Martin Booker (16)	27	16	16	16	48	16
Steve De La Cour (64)	28	64	64	64	64	64
Chase Collyer (48)	29	48	48	48	44	44
Emmett Burke (44)	30	44	44	44		

Chief Timekeeper

Orbits 4



www.amb-it.com
www.mylaps.com

Licensed to: RS Sports Timing



2 - BMCRC - MRO CHAMPIONSHIPS 2008

DYNA PRO MRO SUPERSPORT 600

DONINGTON PARK NATIONAL 1.957 Miles

RACE 6

22/03/2008 15:36

Race (6 Laps)

Lap	Lap Tm	Diff	Time of Day
(18) Liam Lyon			
1	-:--	-	15:36:35.645
2	1:15.535	-	15:37:51.180
3	1:16.695	+1.160	15:39:07.875
4	1:16.605	+1.070	15:40:24.480
5	1:15.546	+0.011	15:41:40.026
6	1:15.625	+0.090	15:42:55.651
(3) Mark Cringle			
1	-:--	-	15:36:37.549
2	1:17.101	+1.647	15:37:54.650
3	1:15.454	-	15:39:10.104
4	1:15.976	+0.522	15:40:26.080
5	1:16.242	+0.788	15:41:42.322
6	1:16.726	+1.272	15:42:59.048
(59) Rob Hoyles			
1	-:--	-	15:36:35.517
2	1:16.974	+0.436	15:37:52.491
3	1:16.813	+0.275	15:39:09.304
4	1:16.538	-	15:40:25.842
5	1:16.738	+0.200	15:41:42.580
6	1:16.564	+0.026	15:42:59.144
(87) Billy Mellor			
1	-:--	-	15:36:40.018
2	1:16.925	+1.331	15:37:56.943
3	1:16.413	+0.819	15:39:13.356
4	1:16.089	+0.495	15:40:29.445
5	1:15.797	+0.203	15:41:45.242
6	1:15.594	-	15:43:00.836
(55) Steven Smith			
1	-:--	-	15:36:37.930
2	1:17.740	+0.030	15:37:55.670
3	1:18.264	+0.554	15:39:13.934
4	1:17.710	-	15:40:31.644
5	1:18.002	+0.292	15:41:49.646
6	1:18.270	+0.560	15:43:07.916
(40) David Shelvey			
1	-:--	-	15:36:37.231
2	1:21.790	+3.888	15:37:59.021
3	1:18.214	+0.312	15:39:17.235
4	1:18.608	+0.706	15:40:35.843
5	1:18.912	+1.010	15:41:54.755
6	1:17.902	-	15:43:12.657
(60) Tim Venables			
1	-:--	-	15:36:38.659
2	1:18.974	+0.397	15:37:57.633
3	1:18.942	+0.365	15:39:16.575
4	1:18.672	+0.095	15:40:35.247
5	1:18.577	-	15:41:53.824
6	1:19.706	+1.129	15:43:13.530
(81) Paul King			
1	-:--	-	15:36:39.581
2	1:18.943	+0.346	15:37:58.524
3	1:18.612	+0.015	15:39:17.136
4	1:18.597	-	15:40:35.733
5	1:19.337	+0.740	15:41:55.070
6	1:19.425	+0.828	15:43:14.495
(8) Paul Smyth			

Lap	Lap Tm	Diff	Time of Day
1	-:--	-	15:36:43.165
2	1:18.999	+1.740	15:38:02.164
3	1:18.911	+1.652	15:39:21.075
4	1:18.669	+1.410	15:40:39.744
5	1:17.926	+0.667	15:41:57.670
6	1:17.259	-	15:43:14.929
(36) Anthony Kennaway			
1	-:--	-	15:36:41.015
2	1:19.597	-	15:38:00.612
3	1:20.416	+0.819	15:39:21.028
4	1:20.514	+0.917	15:40:41.542
5	1:20.010	+0.413	15:42:01.552
6	1:19.881	+0.284	15:43:21.433
(35) Thomas Dean			
1	-:--	-	15:36:48.759
2	1:22.455	+5.073	15:38:11.214
3	1:20.111	+2.729	15:39:31.325
4	1:18.771	+1.389	15:40:50.096
5	1:18.715	+1.333	15:42:08.811
6	1:17.382	-	15:43:26.193
(15) Casper Tham			
1	-:--	-	15:36:40.958
2	1:21.160	+0.252	15:38:02.118
3	1:20.908	-	15:39:23.026
4	1:21.253	+0.345	15:40:44.279
5	1:21.440	+0.532	15:42:05.719
6	1:21.418	+0.510	15:43:27.137
(63) Derek Pickett			
1	-:--	-	15:36:43.422
2	1:21.415	+1.365	15:38:04.837
3	1:21.808	+1.758	15:39:26.645
4	1:21.100	+1.050	15:40:47.745
5	1:21.619	+1.569	15:42:09.364
6	1:20.050	-	15:43:29.414
(73) Sarah Jordan			
1	-:--	-	15:36:43.774
2	1:21.755	+0.420	15:38:05.529
3	1:21.911	+0.576	15:39:27.440
4	1:21.601	+0.266	15:40:49.041
5	1:21.446	+0.111	15:42:10.487
6	1:21.335	-	15:43:31.822
(53) Andy Lawrence			
1	-:--	-	15:36:48.187
2	1:21.966	+1.728	15:38:10.153
3	1:21.536	+1.298	15:39:31.689
4	1:20.625	+0.387	15:40:52.314
5	1:20.238	-	15:42:12.552
6	1:20.719	+0.481	15:43:33.271
(61) Paul Welch			
1	-:--	-	15:36:45.044
2	1:24.287	+2.123	15:38:09.331
3	1:23.713	+1.549	15:39:33.044
4	1:22.661	+0.497	15:40:55.705
5	1:22.535	+0.371	15:42:18.240
6	1:22.164	-	15:43:40.404
(44) Emmett Burke			
1	-:--	-	15:38:09.631
2	1:23.313	+0.766	15:39:32.944

Lap	Lap Tm	Diff	Time of Day
3	1:22.547	-	15:40:55.491
4	1:22.906	+0.359	15:42:18.397
5	1:23.922	+1.375	15:43:42.319
(85) Ben Clark			
1	-:--	-	15:36:47.761
2	1:23.950	+1.688	15:38:11.711
3	1:22.262	-	15:39:33.973
4	1:22.584	+0.322	15:40:56.557
5	1:22.892	+0.630	15:42:19.449
6	1:23.403	+1.141	15:43:42.852
(50) Michael Elliott			
1	-:--	-	15:36:47.389
2	1:24.868	+2.635	15:38:12.257
3	1:23.433	+1.200	15:39:35.690
4	1:23.265	+1.032	15:40:58.955
5	1:23.244	+1.011	15:42:22.199
6	1:22.233	-	15:43:44.432
(75) Alan Lau			
1	-:--	-	15:36:45.739
2	1:24.391	+0.891	15:38:10.130
3	1:23.504	+0.004	15:39:33.634
4	1:23.580	+0.080	15:40:57.214
5	1:23.500	-	15:42:20.714
6	1:23.721	+0.221	15:43:44.435
(49) Mark Grover			
1	-:--	-	15:36:46.186
2	1:24.825	+1.657	15:38:11.011
3	1:23.827	+0.659	15:39:34.838
4	1:23.404	+0.236	15:40:58.242
5	1:23.168	-	15:42:21.410
6	1:23.832	+0.664	15:43:45.242
(97) Gareth Keevil			
1	-:--	-	15:36:46.809
2	1:25.785	+1.494	15:38:12.594
3	1:24.858	+0.567	15:39:37.452
4	1:24.759	+0.468	15:41:02.211
5	1:24.291	-	15:42:26.502
6	1:25.079	+0.788	15:43:51.581
(54) Robert Hollingsbee			
1	-:--	-	15:36:48.720
2	1:24.401	+0.441	15:38:13.121
3	1:25.177	+1.217	15:39:38.298
4	1:25.323	+1.363	15:41:03.621
5	1:24.325	+0.365	15:42:27.946
6	1:23.960	-	15:43:51.906
(47) Sean Chaston			
1	-:--	-	15:36:49.264
2	1:24.786	+0.336	15:38:14.050
3	1:24.659	+0.209	15:39:38.709
4	1:25.952	+1.502	15:41:04.661
5	1:24.450	-	15:42:29.111
6	1:26.014	+1.564	15:43:55.125
(11) Suham Zaki			
1	-:--	-	15:36:46.996
2	1:25.692	+1.972	15:38:12.688
3	1:33.004	+9.284	15:39:45.692
4	1:25.662	+1.942	15:41:11.354
5	1:23.914	+0.194	15:42:35.268

Chief Timekeeper

Orbits 4



www.amb-it.com
www.mylaps.com

Licensed to: RS Sports Timing



2 - BMCRC - MRO CHAMPIONSHIPS 2008

DYNA PRO MRO SUPERSPORT 600

DONINGTON PARK NATIONAL 1.957 Miles

RACE 6

22/03/2008 15:36

Race (6 Laps)

Lap	Lap Tm	Diff	Time of Day
6	<u>1:23.720</u>	-	15:43:58.988

(48) Chase Collyer

1	-:---		15:37:22.958
2	<u>1:21.836</u>	+2.993	15:38:44.794
3	<u>1:20.233</u>	+1.390	15:40:05.027
4	<u>1:18.843</u>	-	15:41:23.870
5	<u>1:20.231</u>	+1.388	15:42:44.101
6	<u>1:19.050</u>	+0.207	15:44:03.151

(37) Danny Carpenter

1	-:---		15:36:46.413
2	<u>1:25.832</u>	+1.143	15:38:12.245
3	<u>1:24.689</u>	-	15:39:36.934
4	<u>1:24.998</u>	+0.309	15:41:01.932
5	<u>1:25.671</u>	+0.982	15:42:27.603
6	<u>1:38.528</u>	+13.839	15:44:06.131

(16) Martin Booker

1	-:---		15:36:51.755
2	<u>1:29.822</u>	-	15:38:21.577
3	<u>1:30.701</u>	+0.879	15:39:52.278
4	<u>1:30.849</u>	+1.027	15:41:23.127
5	<u>1:31.401</u>	+1.579	15:42:54.528
6	<u>1:30.467</u>	+0.645	15:44:24.995

(64) Steve De La Cour

1	-:---		15:36:54.601
2	<u>1:31.731</u>	+1.018	15:38:26.332
3	<u>1:30.879</u>	+0.166	15:39:57.211
4	<u>1:30.713</u>	-	15:41:27.924
5	<u>1:31.490</u>	+0.777	15:42:59.414

(26) James Wainwright

1	-:---		15:36:41.848
2	<u>1:21.557</u>	-	15:38:03.405
3	<u>1:26.617</u>	+5.060	15:39:30.022

Lap	Lap Tm	Diff	Time of Day
-----	--------	------	-------------

Lap	Lap Tm	Diff	Time of Day
-----	--------	------	-------------

Chief Timekeeper

Orbits 4



www.amb-it.com
www.mylaps.com

Licensed to: RS Sports Timing



2 - BMCRC - MRO CHAMPIONSHIPS 2008

Sorted on Laps

DYNA PRO MRO SUPERSPORT 600

DONINGTON PARK NATIONAL 1.957 Miles

RACE 13

22/03/2008 18:00

Race (6 Laps)

Pos	No.	Name	Bike	Laps	Total Tm	Diff	Avg. Speed	Best Tm	In Lap	Best Spd	Sponsor
1	18	Liam Lyon	Yamaha R6 600	6	7:43.930	-	91.129	1:15.701	4	93.080	
2	3	Mark Cringle	Triumph 675	6	7:43.943	+0.013	91.127	1:15.822	4	92.932	Cringle Racing Ltd
3	48	Chase Collyer	Yamaha R6 600	6	7:54.361	+10.431	89.126	1:17.621	6	90.778	Mike Smith Tuning
4	35	Thomas Dean	Yamaha R6 600	6	7:55.421	+11.491	88.927	1:17.201	5	91.272	Castrol
5	8	Paul Smyth	Triumph 675	6	7:55.615	+11.685	88.891	1:17.695	5	90.692	
6	40	David Shelvey	Suzuki GSXR 600	6	7:57.083	+13.153	88.617	1:18.210	5	90.094	
7	81	Paul King	Yamaha R6 600	6	8:04.884	+20.954	87.191	1:19.395	4	88.750	
8	53	Andy Lawrence	Honda CBR 600	6	8:12.249	+28.319	85.887	1:20.429	4	87.609	ABC Tyres
9	15	Casper Tham	Yamaha R6 600	6	8:12.589	+28.659	85.827	1:19.924	4	88.162	
10	36	Anthony Kennaway	Yamaha R6 600	6	8:12.937	+29.007	85.767	1:20.011	4	88.066	
11	63	Derek Pickett	Yamaha R6 600	6	8:19.195	+35.265	84.692	1:21.401	6	86.563	SAC Racing
12	61	Paul Welch	Yamaha R6 600	6	8:19.411	+35.481	84.655	1:20.885	6	87.115	Dalco
13	73	Sarah Jordan	Suzuki GSXR 600	6	8:26.754	+42.824	83.428	1:23.237	5	84.653	
14	44	Emmett Burke	Honda CBR 600	6	8:33.377	+49.447	82.352	1:24.218	6	83.667	
15	26	James Wainwright	Triumph 675	6	8:33.690	+49.760	82.302	1:23.071	6	84.822	
16	50	Michael Elliott	Yamaha R6 600	6	8:33.870	+49.940	82.273	1:23.078	6	84.815	
17	37	Danny Carpenter	Honda CBR 600	6	8:34.478	+50.548	82.176	1:23.331	6	84.558	LRC Haulage
18	85	Ben Clark	Honda CBR 600	6	8:35.799	+51.869	81.965	1:22.941	6	84.955	
19	49	Mark Grover	Suzuki GSXR 600	6	8:37.142	+53.212	81.753	1:23.871	6	84.013	
20	54	Robert Hollingsbee	Yamaha R6 600	6	8:38.070	+54.140	81.606	1:24.056	6	83.828	Trulloholidays.com
21	11	Suham Zaki	Yamaha R6 600	6	8:39.045	+55.115	81.453	1:24.295	4	83.591	
22	75	Alan Lau	Suzuki GSXR 600	6	8:39.126	+55.196	81.440	1:25.087	3	82.813	
23	97	Gareth Keevil	Honda CBR 600	6	8:39.264	+55.334	81.418	1:24.946	3	82.950	G Keevil Ltd
24	16	Martin Booker	Yamaha R6 600	5	7:59.053	1 Lap	73.544	1:33.779	4	75.137	
25	64	Steve De La Cour	Kawasaki ZXR 600	5	8:05.770	+6.717	72.527	1:34.261	4	74.753	

Not classified

DNF	47	Sean Chaston	Honda CBR 600	5	7:31.547	-	78.024	1:26.331	3	81.619	Hyside M/C's
DNF	60	Tim Venables	Yamaha R6 600	4	5:19.261	-	88.282	1:17.653	3	90.741	T Turner
DNF	55	Steven Smith	Triumph 675	4	5:44.984	-	81.700	1:23.509	3	84.377	
DNF	59	Rob Hoyles	Yamaha R6 600	0	-:--	-	-	-:--	0	-	robhoyles.com
DNF	87	Billy Mellor	Suzuki GSXR 600	0	-:--	-	-	-:--	0	-	Form-IT Construction

Margin of Victory	Avg. Speed	Best Lap Tm	Best Spd	Best Lap by
+0.013	91.129	1:15.701	93.080	[18] Liam Lyon

Chief Timekeeper

Orbits 4



www.amb-it.com
www.mylaps.com



Licensed to: RS Sports Timing

Page 1/1



2 - BMCRC - MRO CHAMPIONSHIPS 2008

Lapchart


DYNA PRO MRO SUPERSPORT 600

DONINGTON PARK NATIONAL 1.957 Miles

RACE 13

22/03/2008 18:00

Race (6 Laps)



Competitors	Laps					
	1	2	3	4	5	6
Mark Cringle (3)	1	3	3	3	3	18
Liam Lyon (18)	2	18	18	18	18	3
Chase Collyer (48)	3	48	48	48	35	48
David Shelvey (40)	4	40	60	60	48	35
Tim Venables (60)	5	60	40	8	35	8
Paul Smyth (8)	6	8	8	35	8	40
Thomas Dean (35)	7	35	35	40	40	81
Paul King (81)	8	81	81	81	81	53
Andy Lawrence (53)	9	53	53	53	53	15
Casper Tham (15)	10	15	15	15	15	36
Anthony Kennaway (36)	11	36	36	36	36	63
Steven Smith (55)	12	55	63	63	63	61
Derek Pickett (63)	13	63	61	61	61	73
Paul Welch (61)	14	61	55	55	73	44
Sarah Jordan (73)	15	73	73	73	44	26
James Wainwright (26)	16	26	44	44	55	50
Emmett Burke (44)	17	44	26	26	26	37
Alan Lau (75)	18	75	50	50	50	85
Michael Elliott (50)	19	50	75	75	37	75
Gareth Keevil (97)	20	97	97	37	75	49
Mark Grover (49)	21	49	37	97	97	11
Danny Carpenter (37)	22	37	49	49	85	54
Suham Zaki (11)	23	11	85	85	49	11
Robert Hollingsbee (54)	24	54	54	54	54	47
Ben Clark (85)	25	85	11	11	11	16
Sean Chaston (47)	26	47	47	47	47	64
Martin Booker (16)	27	16	16	16	16	
Steve De La Cour (64)	28	64	64	64	64	
-	29					
-	30					

Chief Timekeeper

Orbits 4



www.amb-it.com
www.mylaps.com

Licensed to: RS Sports Timing



2 - BMCRC - MRO CHAMPIONSHIPS 2008

DYNA PRO MRO SUPERSPORT 600

DONINGTON PARK NATIONAL 1.957 Miles

RACE 13

22/03/2008 18:00

Race (6 Laps)

Lap	Lap Tm	Diff	Time of Day
(18) Liam Lyon			
1	-:--		18:01:14.788
2	1:16.917	+1.216	18:02:31.705
3	1:15.942	+0.241	18:03:47.647
4	1:15.701	-	18:05:03.348
5	1:16.167	+0.466	18:06:19.515
6	1:17.092	+1.391	18:07:36.607

Lap	Lap Tm	Diff	Time of Day
(3) Mark Cringle			
1	-:--		18:01:13.027
2	1:17.034	+1.212	18:02:30.061
3	1:16.472	+0.650	18:03:46.533
4	1:15.822	-	18:05:02.355
5	1:16.435	+0.613	18:06:18.790
6	1:17.830	+2.008	18:07:36.620

Lap	Lap Tm	Diff	Time of Day
(48) Chase Collyer			
1	-:--		18:01:15.001
2	1:18.806	+1.185	18:02:33.807
3	1:18.741	+1.120	18:03:52.548
4	1:18.875	+1.254	18:05:11.423
5	1:17.994	+0.373	18:06:29.417
6	1:17.621	-	18:07:47.038

Lap	Lap Tm	Diff	Time of Day
(35) Thomas Dean			
1	-:--		18:01:17.970
2	1:18.337	+1.136	18:02:36.307
3	1:18.356	+1.155	18:03:54.663
4	1:17.405	+0.204	18:05:12.068
5	1:17.201	-	18:06:29.269
6	1:18.829	+1.628	18:07:48.098

Lap	Lap Tm	Diff	Time of Day
(8) Paul Smyth			
1	-:--		18:01:17.655
2	1:18.408	+0.713	18:02:36.063
3	1:18.464	+0.769	18:03:54.527
4	1:17.936	+0.241	18:05:12.463
5	1:17.695	-	18:06:30.158
6	1:18.134	+0.439	18:07:48.292

Lap	Lap Tm	Diff	Time of Day
(40) David Shelvey			
1	-:--		18:01:16.508
2	1:19.357	+1.147	18:02:35.865
3	1:18.914	+0.704	18:03:54.779
4	1:18.496	+0.286	18:05:13.275
5	1:18.210	-	18:06:31.485
6	1:18.275	+0.065	18:07:49.760

Lap	Lap Tm	Diff	Time of Day
(81) Paul King			
1	-:--		18:01:18.209
2	1:19.885	+0.490	18:02:38.094
3	1:19.837	+0.442	18:03:57.931
4	1:19.395	-	18:05:17.326
5	1:20.028	+0.633	18:06:37.354
6	1:20.207	+0.812	18:07:57.561

Lap	Lap Tm	Diff	Time of Day
(53) Andy Lawrence			
1	-:--		18:01:19.818
2	1:21.510	+1.081	18:02:41.328
3	1:21.342	+0.913	18:04:02.670
4	1:20.429	-	18:05:23.099
5	1:20.545	+0.116	18:06:43.644
6	1:21.282	+0.853	18:08:04.926

Lap	Lap Tm	Diff	Time of Day
(15) Casper Tham			
1	-:--		18:01:26.147
2	1:25.041	+1.710	18:02:51.188

Lap	Lap Tm	Diff	Time of Day
(36) Anthony Kennaway			
1	-:--		18:01:20.691
2	1:22.912	+2.901	18:02:43.603
3	1:20.795	+0.784	18:04:04.398
4	1:20.011	-	18:05:24.409
5	1:20.345	+0.334	18:06:44.754
6	1:20.860	+0.849	18:08:05.614

Lap	Lap Tm	Diff	Time of Day
(63) Derek Pickett			
1	-:--		18:01:21.015
2	1:23.358	+1.957	18:02:44.373
3	1:21.881	+0.480	18:04:06.254
4	1:21.765	+0.364	18:05:28.019
5	1:22.452	+1.051	18:06:50.471
6	1:21.401	-	18:08:11.872

Lap	Lap Tm	Diff	Time of Day
(61) Paul Welch			
1	-:--		18:01:21.263
2	1:23.723	+2.838	18:02:44.986
3	1:21.939	+1.054	18:04:06.925
4	1:21.861	+0.976	18:05:28.786
5	1:22.417	+1.532	18:06:51.203
6	1:20.885	-	18:08:12.088

Lap	Lap Tm	Diff	Time of Day
(73) Sarah Jordan			
1	-:--		18:01:21.908
2	1:23.730	+0.493	18:02:45.638
3	1:23.642	+0.405	18:04:09.280
4	1:23.298	+0.061	18:05:32.578
5	1:23.237	-	18:06:55.815
6	1:23.616	+0.379	18:08:19.431

Lap	Lap Tm	Diff	Time of Day
(44) Emmett Burke			
1	-:--		18:01:23.593
2	1:24.686	+0.468	18:02:48.279
3	1:24.575	+0.357	18:04:12.854
4	1:24.725	+0.507	18:05:37.579
5	1:24.257	+0.039	18:07:01.836
6	1:24.218	-	18:08:26.054

Lap	Lap Tm	Diff	Time of Day
(26) James Wainwright			
1	-:--		18:01:23.011
2	1:25.810	+2.739	18:02:48.821
3	1:25.065	+1.994	18:04:13.886
4	1:24.740	+1.669	18:05:38.626
5	1:24.670	+1.599	18:07:03.296
6	1:23.071	-	18:08:26.367

Lap	Lap Tm	Diff	Time of Day
(50) Michael Elliott			
1	-:--		18:01:24.769
2	1:24.321	+1.243	18:02:49.090
3	1:25.035	+1.957	18:04:14.125
4	1:24.785	+1.707	18:05:38.910
5	1:24.559	+1.481	18:07:03.469
6	1:23.078	-	18:08:26.547

Lap	Lap Tm	Diff	Time of Day
(37) Danny Carpenter			
1	-:--		18:01:26.147
2	1:25.041	+1.710	18:02:51.188

Lap	Lap Tm	Diff	Time of Day
(85) Ben Clark			
1	-:--		18:01:26.640
2	1:25.690	+2.749	18:02:52.330
3	1:24.320	+1.379	18:04:16.650
4	1:24.518	+1.577	18:05:41.168
5	1:24.367	+1.426	18:07:05.535
6	1:22.941	-	18:08:28.476

Lap	Lap Tm	Diff	Time of Day
(49) Mark Grover			
1	-:--		18:01:25.359
2	1:25.989	+2.118	18:02:51.348
3	1:24.686	+0.815	18:04:16.034
4	1:25.328	+1.457	18:05:41.362
5	1:24.586	+0.715	18:07:05.948
6	1:23.871	-	18:08:29.819

Lap	Lap Tm	Diff	Time of Day
(54) Robert Hollingsbee			
1	-:--		18:01:26.417
2	1:26.121	+2.065	18:02:52.538
3	1:24.980	+0.924	18:04:17.518
4	1:24.177	+0.121	18:05:41.695
5	1:24.996	+0.940	18:07:06.691
6	1:24.056	-	18:08:30.747

Lap	Lap Tm	Diff	Time of Day
(11) Suham Zaki			
1	-:--		18:01:26.300
2	1:26.662	+2.367	18:02:52.962
3	1:25.286	+0.991	18:04:18.248
4	1:24.295	-	18:05:42.543
5	1:24.712	+0.417	18:07:07.255
6	1:24.467	+0.172	18:08:31.722

Lap	Lap Tm	Diff	Time of Day
(75) Alan Lau			
1	-:--		18:01:24.548
2	1:25.240	+0.153	18:02:49.788
3	1:25.087	-	18:04:14.875
4	1:25.557	+0.470	18:05:40.432
5	1:25.336	+0.249	18:07:05.768
6	1:26.035	+0.948	18:08:31.803

Lap	Lap Tm	Diff	Time of Day
(97) Gareth Keevil			
1	-:--		18:01:25.187
2	1:25.524	+0.578	18:02:50.711
3	1:24.946	-	18:04:15.657
4	1:25.152	+0.206	18:05:40.809
5	1:25.657	+0.711	18:07:06.466
6	1:25.475	+0.529	18:08:31.941

Lap	Lap Tm	Diff	Time of Day
(16) Martin Booker			
1	-:--		18:01:33.728
2	1:34.734	+0.955	18:03:08.462
3	1:35.151	+1.372	18:04:43.613
4	1:33.779	-	18:06:17.392
5	1:34.338	+0.559	18:07:51.730

Lap	Lap Tm	Diff	Time of Day
(64) Steve De La Cour			
1	-:--		18:01:34.855
2	1:35.910	+1.649	18:03:10.765
3	1:35.537	+1.276	18:04:46.302
4	1:34.261	-	18:06:20.563
5	1:37.884	+3.623	18:07:58.447

Chief Timekeeper

Orbits 4



www.amb-it.com
www.mylaps.com

Licensed to: RS Sports Timing



2 - BMCRC - MRO CHAMPIONSHIPS 2008

Sorted on Laps

DYNA PRO MRO SUPERSPORT 600

DONINGTON PARK NATIONAL 1.957 Miles

RACE 10

23/03/2008 13:43

Race (9 Laps)

Pos	No.	Name	Bike	Laps	Total Tm	Diff	Avg. Speed	Best Tm	In Lap	Best Spd	Sponsor
1	18	Liam Lyon	Yamaha R6 600	6	7:42.321	-	91.447	1:15.228	5	93.666	
2	48	Chase Collyer	Yamaha R6 600	6	7:42.602	+0.281	91.391	1:15.382	6	93.474	Mike Smith Tuning
3	3	Mark Cringle	Triumph 675	6	7:44.309	+1.988	91.055	1:16.062	6	92.639	Cringle Racing Ltd
4	35	Thomas Dean	Yamaha R6 600	6	7:47.469	+5.148	90.440	1:16.181	6	92.494	Castrol
5	8	Paul Smyth	Triumph 675	6	7:48.980	+6.659	90.148	1:16.583	3	92.008	
6	40	David Shelvey	Suzuki GSXR 600	6	7:51.948	+9.627	89.581	1:16.553	6	92.044	
7	53	Andy Lawrence	Honda CBR 600	6	7:56.625	+14.304	88.702	1:17.850	4	90.511	ABC Tyres
8	63	Derek Pickett	Yamaha R6 600	6	8:07.651	+25.330	86.697	1:19.427	5	88.714	SAC Racing
9	26	James Wainwright	Triumph 675	6	8:07.852	+25.531	86.661	1:20.068	5	88.004	
10	61	Paul Welch	Yamaha R6 600	6	8:10.012	+27.691	86.279	1:19.806	6	88.293	Dalco
11	73	Sarah Jordan	Suzuki GSXR 600	6	8:10.323	+28.002	86.224	1:20.331	5	87.716	
12	54	Robert Hollingsbee	Yamaha R6 600	6	8:14.821	+32.500	85.440	1:20.686	5	87.330	Trulloholidays.com
13	50	Michael Elliott	Yamaha R6 600	6	8:14.876	+32.555	85.431	1:20.441	5	87.596	
14	85	Ben Clark	Honda CBR 600	6	8:17.092	+34.771	85.050	1:21.010	6	86.980	
15	49	Mark Grover	Suzuki GSXR 600	6	8:17.244	+34.923	85.024	1:21.186	5	86.792	
16	97	Gareth Keevil	Honda CBR 600	6	8:18.647	+36.326	84.785	1:20.604	6	87.418	G Keevil Ltd
17	37	Danny Carpenter	Honda CBR 600	6	8:19.277	+36.956	84.678	1:21.151	6	86.829	LRC Haulage
18	44	Emmett Burke	Honda CBR 600	6	8:22.374	+40.053	84.156	1:21.605	6	86.346	
19	47	Sean Chaston	Honda CBR 600	6	8:29.166	+46.845	83.033	1:23.344	5	84.545	Hyside M/C's
20	11	Suham Zaki	Yamaha R6 600	6	8:30.479	+48.158	82.820	1:23.730	4	84.155	
21	75	Alan Lau	Suzuki GSXR 600	6	8:30.486	+48.165	82.818	1:23.674	2	84.211	
22	64	Steve De La Cour	Kawasaki ZXR 600	5	7:32.859	1 Lap	77.798	1:28.505	4	79.614	
23	16	Martin Booker	Yamaha R6 600	5	7:35.698	+2.839	77.313	1:29.736	5	78.522	

Not classified

DNF	81	Paul King	Yamaha R6 600	6	7:48.480	-	90.244	1:16.628	6	91.954	
DNF	60	Tim Venables	Yamaha R6 600	6	7:48.614	-	90.219	1:16.421	4	92.203	T Turner
DNF	15	Casper Tham	Yamaha R6 600	0	-:--	-	-	-:--	0	-	
DNF	55	Steven Smith	Triumph 675	0	-:--	-	-	-:--	0	-	

Announcements

RACE STOPPED.

Margin of Victory	Avg. Speed	Best Lap Tm	Best Spd	Best Lap by
+0.281	91.447	1:15.228	93.666	[18] Liam Lyon

Chief Timekeeper

Orbits 4



www.amb-it.com

www.mylaps.com

Licensed to: RS Sports Timing



2 - BMCRC - MRO CHAMPIONSHIPS 2008

Lapchart


DYNA PRO MRO SUPERSPORT 600

DONINGTON PARK NATIONAL 1.957 Miles

RACE 10

23/03/2008 13:43

Race (9 Laps)



Competitors	Laps						
	1	2	3	4	5	6	
Chase Collyer (48)	1	48	48	48	18	18	18
Mark Cringle (3)	2	3	18	18	48	48	48
Liam Lyon (18)	3	18	3	3	3	3	3
Paul Smyth (8)	4	8	60	60	60	60	35
Tim Venables (60)	5	60	81	8	81	35	81
Paul King (81)	6	81	8	81	35	81	60
David Shelvey (40)	7	40	35	35	8	8	8
Thomas Dean (35)	8	35	40	40	40	40	40
Andy Lawrence (53)	9	53	53	53	53	53	53
James Wainwright (26)	10	26	26	26	26	26	63
Sarah Jordan (73)	11	73	73	63	63	63	26
Derek Pickett (63)	12	63	63	73	73	73	61
Paul Welch (61)	13	61	61	61	61	61	73
Mark Grover (49)	14	49	49	49	54	54	54
Danny Carpenter (37)	15	37	37	54	50	50	50
Gareth Keevil (97)	16	97	54	85	49	49	85
Michael Elliott (50)	17	50	50	50	85	85	49
Ben Clark (85)	18	85	85	37	37	97	97
Robert Hollingsbee (54)	19	54	97	97	97	37	37
Alan Lau (75)	20	75	75	44	44	44	44
Emmett Burke (44)	21	44	47	75	75	47	47
Sean Chaston (47)	22	47	44	47	47	75	11
Suham Zaki (11)	23	11	11	11	11	11	75
Martin Booker (16)	24	16	16	64	64	64	
Steve De La Cour (64)	25	64	64	16	16	16	
-	26						
-	27						

Chief Timekeeper

Orbits 4



www.amb-it.com
www.mylaps.com

Licensed to: RS Sports Timing



2 - BMCRC - MRO CHAMPIONSHIPS 2008

DYNA PRO MRO SUPERSPORT 600

DONINGTON PARK NATIONAL 1.957 Miles

RACE 10

23/03/2008 13:43

Race (9 Laps)

Lap	Lap Tm	Diff	Time of Day
(18) Liam Lyon			
1	-:--		13:45:02.347
2	1:16.878	+1.650	13:46:19.225
3	1:16.185	+0.957	13:47:35.410
4	1:15.997	+0.769	13:48:51.407
5	1:15.228	-	13:50:06.635
6	1:15.698	+0.470	13:51:22.333

Lap	Lap Tm	Diff	Time of Day
(48) Chase Collyer			
1	-:--		13:45:00.361
2	1:17.563	+2.181	13:46:17.924
3	1:16.944	+1.562	13:47:34.868
4	1:16.890	+1.508	13:48:51.758
5	1:15.474	+0.092	13:50:07.232
6	1:15.382	-	13:51:22.614

Lap	Lap Tm	Diff	Time of Day
(3) Mark Cringle			
1	-:--		13:45:02.314
2	1:17.476	+1.414	13:46:19.790
3	1:16.065	+0.003	13:47:35.855
4	1:16.280	+0.218	13:48:52.135
5	1:16.124	+0.062	13:50:08.259
6	1:16.062	-	13:51:24.321

Lap	Lap Tm	Diff	Time of Day
(35) Thomas Dean			
1	-:--		13:45:04.149
2	1:17.436	+1.255	13:46:21.585
3	1:16.626	+0.445	13:47:38.211
4	1:16.620	+0.439	13:48:54.831
5	1:16.469	+0.288	13:50:11.300
6	1:16.181	-	13:51:27.481

Lap	Lap Tm	Diff	Time of Day
(8) Paul Smyth			
1	-:--		13:45:03.033
2	1:18.003	+1.420	13:46:21.036
3	1:16.583	-	13:47:37.619
4	1:17.281	+0.698	13:48:54.900
5	1:17.151	+0.568	13:50:12.051
6	1:16.941	+0.358	13:51:28.992

Lap	Lap Tm	Diff	Time of Day
(40) David Shelvey			
1	-:--		13:45:03.818
2	1:18.701	+2.148	13:46:22.519
3	1:18.075	+1.522	13:47:40.594
4	1:17.576	+1.023	13:48:58.170
5	1:17.237	+0.684	13:50:15.407
6	1:16.553	-	13:51:31.960

Lap	Lap Tm	Diff	Time of Day
(53) Andy Lawrence			
1	-:--		13:45:04.706
2	1:19.114	+1.264	13:46:23.820
3	1:18.148	+0.298	13:47:41.968
4	1:17.850	-	13:48:59.818
5	1:18.156	+0.306	13:50:17.974
6	1:18.663	+0.813	13:51:36.637

Lap	Lap Tm	Diff	Time of Day
(63) Derek Pickett			
1	-:--		13:45:06.313
2	1:21.150	+1.723	13:46:27.463
3	1:20.974	+1.547	13:47:48.437
4	1:19.973	+0.546	13:49:08.410
5	1:19.427	-	13:50:27.837
6	1:19.826	+0.399	13:51:47.663

Lap	Lap Tm	Diff	Time of Day
(26) James Wainwright			
1	-:--		13:45:07.958
2	1:22.587	+1.436	13:46:30.545

Lap	Lap Tm	Diff	Time of Day
(61) Paul Welch			
1	-:--		13:45:06.448
2	1:21.131	+1.325	13:46:27.579
3	1:21.232	+1.426	13:47:48.811
4	1:20.924	+1.118	13:49:09.735
5	1:20.483	+0.677	13:50:30.218
6	1:19.806	-	13:51:50.024

Lap	Lap Tm	Diff	Time of Day
(73) Sarah Jordan			
1	-:--		13:45:05.702
2	1:21.432	+1.101	13:46:27.134
3	1:21.437	+1.106	13:47:48.571
4	1:20.878	+0.547	13:49:09.449
5	1:20.331	-	13:50:29.780
6	1:20.555	+0.224	13:51:50.335

Lap	Lap Tm	Diff	Time of Day
(54) Robert Hollingsbee			
1	-:--		13:45:09.229
2	1:21.558	+0.872	13:46:30.787
3	1:21.572	+0.886	13:47:52.359
4	1:20.838	+0.152	13:49:13.197
5	1:20.686	-	13:50:33.883
6	1:20.950	+0.264	13:51:54.833

Lap	Lap Tm	Diff	Time of Day
(50) Michael Elliott			
1	-:--		13:45:08.649
2	1:22.409	+1.968	13:46:31.058
3	1:22.178	+1.737	13:47:53.236
4	1:20.561	+0.120	13:49:13.797
5	1:20.441	-	13:50:34.238
6	1:20.650	+0.209	13:51:54.888

Lap	Lap Tm	Diff	Time of Day
(85) Ben Clark			
1	-:--		13:45:09.141
2	1:22.476	+1.466	13:46:31.617
3	1:21.511	+0.501	13:47:53.128
4	1:21.878	+0.868	13:49:15.006
5	1:21.088	+0.078	13:50:36.094
6	1:21.010	-	13:51:57.104

Lap	Lap Tm	Diff	Time of Day
(49) Mark Grover			
1	-:--		13:45:07.468
2	1:22.384	+1.198	13:46:29.852
3	1:22.253	+1.067	13:47:52.105
4	1:22.186	+1.000	13:49:14.291
5	1:21.186	-	13:50:35.477
6	1:21.779	+0.593	13:51:57.256

Lap	Lap Tm	Diff	Time of Day
(97) Gareth Keevil			
1	-:--		13:45:08.631
2	1:23.267	+2.663	13:46:31.898
3	1:22.245	+1.641	13:47:54.143
4	1:22.048	+1.444	13:49:16.191
5	1:21.864	+1.260	13:50:38.055
6	1:20.604	-	13:51:58.659

Lap	Lap Tm	Diff	Time of Day
(37) Danny Carpenter			
1	-:--		13:45:07.958
2	1:22.587	+1.436	13:46:30.545

Lap	Lap Tm	Diff	Time of Day
(44) Emmett Burke			
1	-:--		13:45:10.510
2	1:23.883	+2.278	13:46:34.393
3	1:22.361	+0.756	13:47:56.754
4	1:21.668	+0.063	13:49:18.422
5	1:22.359	+0.754	13:50:40.781
6	1:21.151	-	13:51:59.289

Lap	Lap Tm	Diff	Time of Day
(70) Sean Chaston			
1	-:--		13:45:10.590
2	1:23.474	+0.130	13:46:34.064
3	1:24.241	+0.897	13:47:58.305
4	1:23.690	+0.346	13:49:21.995
5	1:23.344	-	13:50:45.339
6	1:23.839	+0.495	13:52:09.178

Lap	Lap Tm	Diff	Time of Day
(11) Suham Zaki			
1	-:--		13:45:10.918
2	1:23.734	+0.004	13:46:34.652
3	1:23.815	+0.085	13:47:58.467
4	1:23.730	-	13:49:22.197
5	1:23.834	+0.104	13:50:46.031
6	1:24.460	+0.730	13:52:10.491

Lap	Lap Tm	Diff	Time of Day
(75) Alan Lau			
1	-:--		13:45:10.183
2	1:23.674	-	13:46:33.857
3	1:24.161	+0.487	13:47:58.018
4	1:23.835	+0.161	13:49:21.853
5	1:24.114	+0.440	13:50:45.967
6	1:24.531	+0.857	13:52:10.498

Lap	Lap Tm	Diff	Time of Day
(64) Steve De La Cour			
1	-:--		13:45:15.793
2	1:29.913	+1.408	13:46:45.706
3	1:29.400	+0.895	13:48:15.106
4	1:28.505	-	13:49:43.611
5	1:29.260	+0.755	13:51:12.871

Lap	Lap Tm	Diff	Time of Day
(16) Martin Booker			
1	-:--		13:45:14.810
2	1:30.147	+0.411	13:46:44.957
3	1:30.962	+1.226	13:48:15.919
4	1:30.055	+0.319	13:49:45.974
5	1:29.736	-	13:51:15.710

Lap	Lap Tm	Diff	Time of Day
(81) Paul King			
1	-:--		13:45:03.471
2	1:17.408	+0.780	13:46:20.879
3	1:16.946	+0.318	13:47:37.825
4	1:16.747	+0.119	13:48:54.572
5	1:17.292	+0.664	13:50:11.864
6	1:16.628	-	13:51:28.492

Lap	Lap Tm	Diff	Time of Day
(60) Tim Venables			
1	-:--		13:45:03.119
2	1:17.205	+0.784	13:46:20.324
3	1:17.295	+0.874	13:47:37.619
4	1:16.421	-	13:48:54.040
5	1:17.153	+0.732	13:50:11.193
6	1:17.433	+1.012	13:51:28.626

Chief Timekeeper

Orbits 4



www.amb-it.com
www.mylaps.com

Licensed to: RS Sports Timing



2 - BMCRC - MRO CHAMPIONSHIPS 2008

Sorted on Laps

DYNA PRO MRO SUPERSPORT 600

DONINGTON PARK NATIONAL 1.957 Miles

RACE 20

23/03/2008 17:20

Race (9 Laps)

Pos	No.	Name	Class	Bike	Laps	Total Tm	Diff	Avg. Speed	Best Tm	In Lap	Best Spd	Sponsor
1	18	Liam Lyon		Yamaha R6 600	9	11:19.572	-	93.318	1:14.598	6	94.457	
2	3	Mark Cringle		Triumph 675	9	11:20.536	+0.964	93.186	1:14.240	8	94.912	Cringle Racing Ltd
3	48	Chase Collyer		Yamaha R6 600	9	11:32.554	+12.982	91.569	1:16.201	8	92.470	Mike Smith Tuning
4	35	Thomas Dean		Yamaha R6 600	9	11:40.087	+20.515	90.584	1:16.404	3	92.224	Castrol
5	8	Paul Smyth	C	Triumph 675	9	11:43.885	+24.313	90.095	1:16.972	5	91.543	
6	40	David Shelvey		Suzuki GSXR 600	9	11:44.112	+24.540	90.066	1:16.804	9	91.744	
7	81	Paul King	C	Yamaha R6 600	9	11:52.333	+32.761	89.027	1:17.990	5	90.349	
8	63	Derek Pickett	C	Yamaha R6 600	9	12:01.436	+41.864	87.903	1:19.038	7	89.151	SAC Racing
9	26	James Wainwright		Triumph 675	9	12:15.570	+55.998	86.214	1:20.471	9	87.563	
10	73	Sarah Jordan		Suzuki GSXR 600	9	12:16.197	+56.625	86.141	1:20.566	2	87.460	
11	50	Michael Elliott	C	Yamaha R6 600	9	12:22.462	+1:02.890	85.414	1:20.820	9	87.185	
12	37	Danny Carpenter	C	Honda CBR 600	9	12:23.202	+1:03.630	85.329	1:21.187	9	86.791	LRC Haulage
13	44	Emmett Burke	C	Honda CBR 600	9	12:23.332	+1:03.760	85.314	1:20.389	9	87.652	
14	49	Mark Grover	C	Suzuki GSXR 600	9	12:23.886	+1:04.314	85.250	1:21.159	9	86.821	
15	97	Gareth Keevil	C	Honda CBR 600	9	12:24.379	+1:04.807	85.194	1:20.813	9	87.192	G Keevil Ltd
16	85	Ben Clark	C	Honda CBR 600	9	12:25.695	+1:06.123	85.044	1:20.537	9	87.491	
17	47	Sean Chaston		Honda CBR 600	9	12:25.967	+1:06.395	85.013	1:21.417	8	86.546	Hyside M/C's
18	54	Robert Hollingsbee	C	Yamaha R6 600	9	12:27.014	+1:07.442	84.893	1:21.195	9	86.782	Trulloholidays.com
19	11	Suham Zaki	C	Yamaha R6 600	9	12:27.185	+1:07.613	84.874	1:21.064	9	86.922	
20	75	Alan Lau	C	Suzuki GSXR 600	8	11:25.960	1 Lap	82.177	1:24.478	4	83.410	
21	16	Martin Booker	C	Yamaha R6 600	8	12:01.231	+35.271	78.158	1:29.051	3	79.126	

Not classified

DNF	61	Paul Welch		Yamaha R6 600	0	-----	-	-	-----	0	-	Dalco
-----	----	------------	--	---------------	---	-------	---	---	-------	---	---	-------

Margin of Victory

Avg. Speed

Best Lap Tm

Best Spd

Best Lap by

+0.964

93.318

1:14.240

94.912

[3] Mark Cringle

Chief Timekeeper

Orbits 4



www.amb-it.com

www.mylaps.com

Licensed to: RS Sports Timing



2 - BMCRC - MRO CHAMPIONSHIPS 2008

Lapchart


DYNA PRO MRO SUPERSPORT 600

DONINGTON PARK NATIONAL 1.957 Miles

RACE 20

23/03/2008 17:20

Race (9 Laps)



Competitors	Laps								
	1	2	3	4	5	6	7	8	9
Liam Lyon (18)	18	18	18	18	18	18	18	18	18
Mark Cringle (3)	3	3	3	3	3	3	3	3	3
Chase Collyer (48)	48	48	48	48	48	48	48	48	48
David Shelvey (40)	40	35	35	35	35	35	35	35	35
Thomas Dean (35)	35	40	40	40	40	8	8	8	8
Paul King (81)	81	81	81	8	8	40	40	40	40
Paul Smyth (8)	8	8	8	81	81	81	81	81	81
Derek Pickett (63)	63	63	63	63	63	63	63	63	63
Sarah Jordan (73)	73	73	73	73	73	73	73	73	26
James Wainwright (26)	26	26	26	26	26	26	26	26	73
Danny Carpenter (37)	37	37	37	50	50	50	50	50	50
Sean Chaston (47)	47	50	50	37	37	37	37	37	37
Mark Grover (49)	49	49	49	49	49	49	49	49	44
Michael Elliott (50)	50	47	47	47	47	44	44	44	49
Gareth Keevil (97)	97	44	44	44	44	47	97	97	97
Ben Clark (85)	85	97	97	97	97	97	47	47	85
Emmett Burke (44)	44	85	54	54	85	85	85	85	47
Robert Hollingsbee (54)	54	54	85	85	54	54	54	54	54
Suham Zaki (11)	11	11	11	11	11	11	11	11	11
Alan Lau (75)	75	75	75	75	75	75	75	75	
Martin Booker (16)	16	16	16	16	16	16	16	16	
-	22								

Chief Timekeeper

Orbits 4



www.amb-it.com
www.mylaps.com

Licensed to: RS Sports Timing



2 - BMCRC - MRO CHAMPIONSHIPS 2008

DYNA PRO MRO SUPERSPORT 600

DONINGTON PARK NATIONAL 1.957 Miles

RACE 20

23/03/2008 17:20

Race (9 Laps)

Lap	Lap Tm	Diff	Time of Day
(18) Liam Lyon			
1	-:--		17:21:44.711
2	1:15.500	+0.902	17:23:00.211
3	1:15.737	+1.139	17:24:15.948
4	1:14.904	+0.306	17:25:30.852
5	1:14.728	+0.130	17:26:45.580
6	1:14.598	-	17:28:00.178
7	1:15.404	+0.806	17:29:15.582
8	1:14.672	+0.074	17:30:30.254
9	1:14.625	+0.027	17:31:44.879

Lap	Lap Tm	Diff	Time of Day
(3) Mark Cringle			
1	-:--		17:21:44.741
2	1:15.836	+1.596	17:23:00.577
3	1:15.650	+1.410	17:24:16.227
4	1:15.224	+0.984	17:25:31.451
5	1:14.970	+0.730	17:26:46.421
6	1:14.699	+0.459	17:28:01.120
7	1:15.798	+1.558	17:29:16.918
8	1:14.240	-	17:30:31.158
9	1:14.685	+0.445	17:31:45.843

Lap	Lap Tm	Diff	Time of Day
(48) Chase Collyer			
1	-:--		17:21:46.371
2	1:16.669	+0.468	17:23:03.040
3	1:16.234	+0.033	17:24:19.274
4	1:16.539	+0.338	17:25:35.813
5	1:16.454	+0.253	17:26:52.267
6	1:16.544	+0.343	17:28:08.811
7	1:16.280	+0.079	17:29:25.091
8	1:16.201	-	17:30:41.292
9	1:16.569	+0.368	17:31:57.861

Lap	Lap Tm	Diff	Time of Day
(35) Thomas Dean			
1	-:--		17:21:47.524
2	1:17.044	+0.640	17:23:04.568
3	1:16.404	-	17:24:20.972
4	1:16.777	+0.373	17:25:37.749
5	1:16.455	+0.051	17:26:54.204
6	1:16.541	+0.137	17:28:10.745
7	1:17.317	+0.913	17:29:28.062
8	1:18.399	+1.995	17:30:46.461
9	1:18.933	+2.529	17:32:05.394

Lap	Lap Tm	Diff	Time of Day
(8) Paul Smyth			
1	-:--		17:21:48.812
2	1:19.363	+2.391	17:23:08.175
3	1:17.800	+0.828	17:24:25.975
4	1:16.994	+0.022	17:25:42.969
5	1:16.972	-	17:26:59.941
6	1:17.255	+0.283	17:28:17.196
7	1:17.453	+0.481	17:29:34.649
8	1:17.528	+0.556	17:30:52.177
9	1:17.015	+0.043	17:32:09.192

Lap	Lap Tm	Diff	Time of Day
(40) David Shelvey			
1	-:--		17:21:47.241
2	1:18.188	+1.384	17:23:05.429
3	1:17.811	+1.007	17:24:23.240
4	1:17.963	+1.159	17:25:41.203
5	1:18.047	+1.243	17:26:59.250
6	1:18.319	+1.515	17:28:17.569
7	1:17.515	+0.711	17:29:35.084
8	1:17.531	+0.727	17:30:52.615
9	1:16.804	-	17:32:09.419

Lap	Lap Tm	Diff	Time of Day
(81) Paul King			
1	-:--		17:21:47.882
2	1:19.241	+1.251	17:23:07.123
3	1:18.643	+0.653	17:24:25.766
4	1:18.134	+0.144	17:25:43.900
5	1:17.990	-	17:27:01.890
6	1:18.270	+0.280	17:28:20.160
7	1:18.587	+0.597	17:29:38.747
8	1:19.278	+1.288	17:30:58.025
9	1:19.615	+1.625	17:32:17.640

Lap	Lap Tm	Diff	Time of Day
(63) Derek Pickett			
1	-:--		17:21:49.857
2	1:20.186	+1.148	17:23:10.043
3	1:19.981	+0.943	17:24:30.024
4	1:20.041	+1.003	17:25:50.065
5	1:19.385	+0.347	17:27:09.450
6	1:19.163	+0.125	17:28:28.613
7	1:19.038	-	17:29:47.651
8	1:19.343	+0.305	17:31:06.994
9	1:19.749	+0.711	17:32:26.743

Lap	Lap Tm	Diff	Time of Day
(26) James Wainwright			
1	-:--		17:21:51.697
2	1:21.651	+1.180	17:23:13.348
3	1:21.523	+1.052	17:24:34.871
4	1:21.492	+1.021	17:25:56.363
5	1:21.447	+0.976	17:27:17.810
6	1:21.271	+0.800	17:28:39.081
7	1:20.802	+0.331	17:29:59.883
8	1:20.523	+0.052	17:31:20.406
9	1:20.471	-	17:32:40.877

Lap	Lap Tm	Diff	Time of Day
(73) Sarah Jordan			
1	-:--		17:21:50.497
2	1:20.566	-	17:23:11.063
3	1:20.687	+0.121	17:24:31.750
4	1:20.666	+0.100	17:25:52.416
5	1:20.942	+0.376	17:27:13.358
6	1:21.126	+0.560	17:28:34.484
7	1:21.818	+1.252	17:29:56.302
8	1:22.081	+1.515	17:31:18.383
9	1:23.121	+2.555	17:32:41.504

Lap	Lap Tm	Diff	Time of Day
(50) Michael Elliott			
1	-:--		17:21:53.734
2	1:21.599	+0.779	17:23:15.333
3	1:22.070	+1.250	17:24:37.403
4	1:21.890	+1.070	17:25:59.293
5	1:21.553	+0.733	17:27:20.846
6	1:22.188	+1.368	17:28:43.034
7	1:22.301	+1.481	17:30:05.335
8	1:21.614	+0.794	17:31:26.949
9	1:20.820	-	17:32:47.769

Lap	Lap Tm	Diff	Time of Day
(37) Danny Carpenter			
1	-:--		17:21:52.026
2	1:21.754	+0.567	17:23:13.780
3	1:23.098	+1.911	17:24:36.878
4	1:22.420	+1.233	17:25:59.298
5	1:22.066	+0.879	17:27:21.364
6	1:21.903	+0.716	17:28:43.267
7	1:22.720	+1.533	17:30:05.987
8	1:21.335	+0.148	17:31:27.322
9	1:21.187	-	17:32:48.509

Lap	Lap Tm	Diff	Time of Day
(44) Emmett Burke			
1	-:--		17:21:54.738
2	1:21.889	+1.500	17:23:16.627
3	1:22.791	+2.402	17:24:39.418
4	1:22.279	+1.890	17:26:01.697
5	1:21.732	+1.343	17:27:23.429
6	1:21.968	+1.579	17:28:45.397
7	1:21.574	+1.185	17:30:06.971
8	1:21.279	+0.890	17:31:28.250
9	1:20.389	-	17:32:48.639

Lap	Lap Tm	Diff	Time of Day
(49) Mark Grover			
1	-:--		17:21:53.227
2	1:22.541	+1.382	17:23:15.768
3	1:22.427	+1.268	17:24:38.195
4	1:22.424	+1.265	17:26:00.619
5	1:21.967	+0.808	17:27:22.586
6	1:22.212	+1.053	17:28:44.798
7	1:21.808	+0.649	17:30:06.606
8	1:21.428	+0.269	17:31:28.034
9	1:21.159	-	17:32:49.193

Lap	Lap Tm	Diff	Time of Day
(97) Gareth Keevil			
1	-:--		17:21:54.605
2	1:22.270	+1.457	17:23:16.875
3	1:22.683	+1.870	17:24:39.558
4	1:22.333	+1.520	17:26:01.891
5	1:21.849	+1.036	17:27:23.740
6	1:22.077	+1.264	17:28:45.817
7	1:21.893	+1.080	17:30:07.710
8	1:21.163	+0.350	17:31:28.873
9	1:20.813	-	17:32:49.686

Lap	Lap Tm	Diff	Time of Day
(85) Ben Clark			
1	-:--		17:21:54.676
2	1:23.026	+2.489	17:23:17.702
3	1:23.040	+2.503	17:24:40.742
4	1:21.893	+1.356	17:26:02.635
5	1:22.999	+2.462	17:27:25.634
6	1:21.002	+0.465	17:28:46.636
7	1:22.675	+2.138	17:30:09.311
8	1:21.154	+0.617	17:31:30.465
9	1:20.537	-	17:32:51.002

Lap	Lap Tm	Diff	Time of Day
(47) Sean Chaston			
1	-:--		17:21:52.872
2	1:23.467	+2.050	17:23:16.339
3	1:22.495	+1.078	17:24:38.834
4	1:22.378	+0.961	17:26:01.212
5	1:21.924	+0.507	17:27:23.136
6	1:22.405	+0.988	17:28:45.541
7	1:22.621	+1.204	17:30:08.162
8	1:21.417	-	17:31:29.579
9	1:21.695	+0.278	17:32:51.274

Lap	Lap Tm	Diff	Time of Day
(54) Robert Hollingsbee			
1	-:--		17:21:55.003
2	1:22.891	+1.696	17:23:17.894
3	1:22.318	+1.123	17:24:40.212
4	1:21.971	+0.776	17:26:02.183
5	1:23.824	+2.629	17:27:26.007
6	1:21.935	+0.740	17:28:47.942
7	1:21.836	+0.641	17:30:09.778
8	1:21.348	+0.153	17:31:31.126
9	1:21.195	-	17:32:52.321

Chief Timekeeper

Orbits 4



www.amb-it.com
www.mylaps.com

Licensed to: RS Sports Timing



2 - BMCRC - MRO CHAMPIONSHIPS 2008

DYNA PRO MRO SUPERSPORT 600

DONINGTON PARK NATIONAL 1.957 Miles

RACE 20

23/03/2008 17:20

Race (9 Laps)

Lap	Lap Tm	Diff	Time of Day
(11) Suham Zaki			
1	-:--		17:21:55.341
2	1:22.898	+1.834	17:23:18.239
3	1:22.516	+1.452	17:24:40.755
4	1:22.130	+1.066	17:26:02.885
5	1:23.301	+2.237	17:27:26.186
6	1:22.316	+1.252	17:28:48.502
7	1:21.609	+0.545	17:30:10.111
8	1:21.317	+0.253	17:31:31.428
9	1:21.064	-	17:32:52.492

(75) Alan Lau			
1	-:--		17:21:56.371
2	1:25.950	+1.472	17:23:22.321
3	1:24.585	+0.107	17:24:46.906
4	1:24.478	-	17:26:11.384
5	1:25.397	+0.919	17:27:36.781
6	1:24.885	+0.407	17:29:01.666
7	1:24.695	+0.217	17:30:26.361
8	1:24.906	+0.428	17:31:51.267

(16) Martin Booker			
1	-:--		17:21:59.747
2	1:29.487	+0.436	17:23:29.234
3	1:29.051	-	17:24:58.285
4	1:29.487	+0.436	17:26:27.772
5	1:29.589	+0.538	17:27:57.361
6	1:29.209	+0.158	17:29:26.570
7	1:30.518	+1.467	17:30:57.088
8	1:29.450	+0.399	17:32:26.538

Lap	Lap Tm	Diff	Time of Day
-----	--------	------	-------------

Lap	Lap Tm	Diff	Time of Day
-----	--------	------	-------------

Chief Timekeeper

Orbits 4



www.amb-it.com
www.mylaps.com

Licensed to: RS Sports Timing