



BMCRC-MRO CHAMPIONSHIPS

2024

Round 1
Brands Hatch Indy
16th / 17th March 2024



Timing & Results Provided by Timing Solutions Ltd

www.tsl-timing.com



BMCRC FORMULA 400



modali+y



BMZRC 250 MZS

HELIX HOMES / DART / RP COURSE BMCRC FORMULA 400 & MODALITY BMZRC 250 MZs



BMCRC-MRO Championships - Round 1
Brands Hatch Indy
16th / 17th March 2024



Timing & Results Provided by Timing Solutions Ltd

www.tsl-timing.com



BrandsHatch

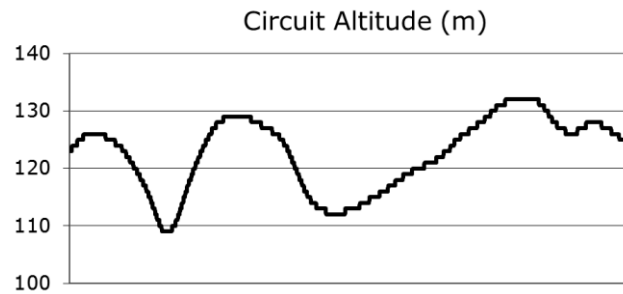
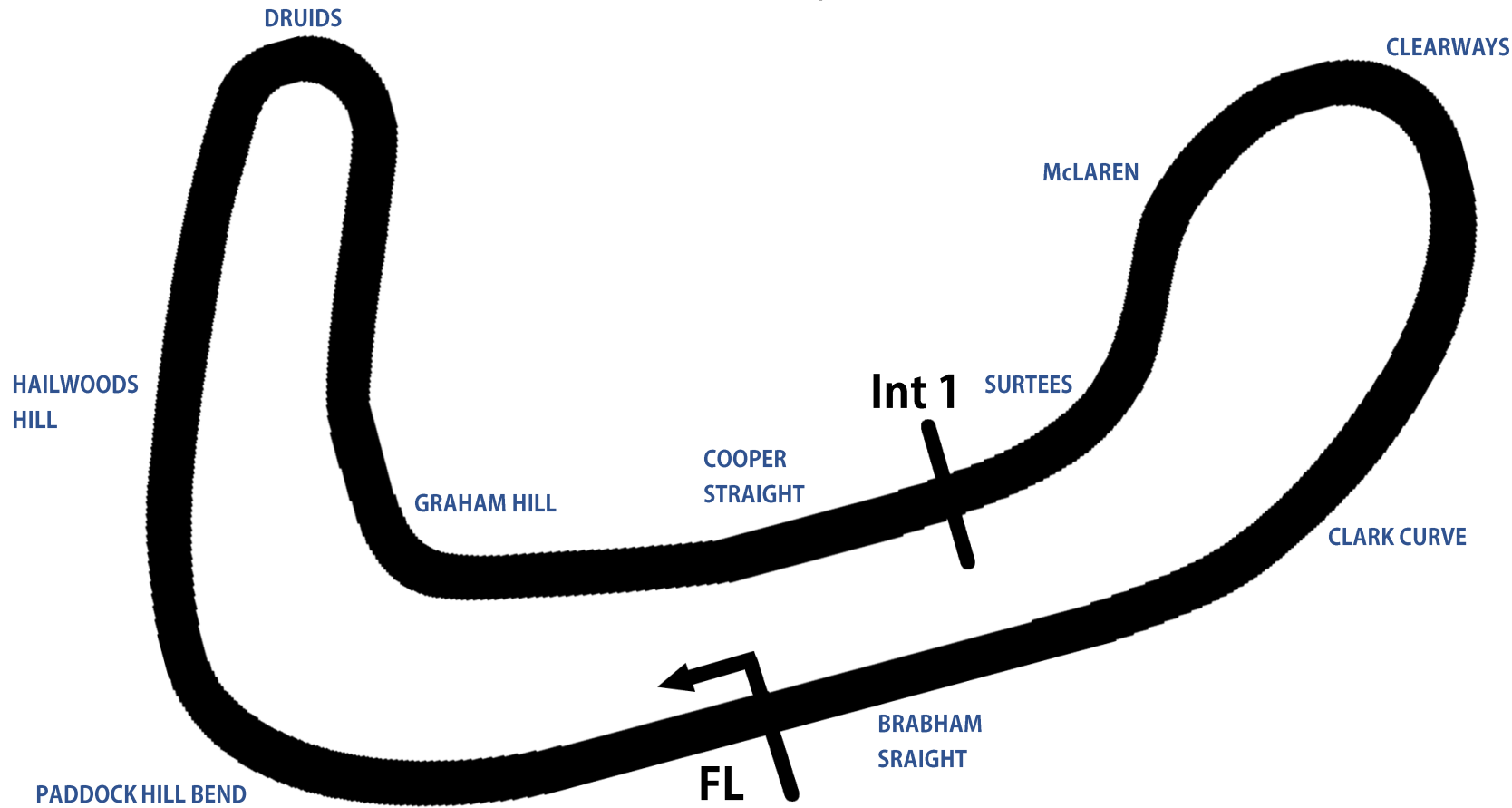
Brands Hatch Indy Circuit

Fawkham, Longfield, Kent, UK



SPORTS TIMING

TIMING SOLUTIONS LTD



Length	1.2079 miles 1.944 km 1944.0 m		
FL		51.36032 N	0.26032 E
Int 1	1112m	51.35934 N	0.25955 E
Pit Entry	1669m	51.35911 N	0.25743 E
Pit Exit	26m after FL	51.36017 N	0.26051 E
Pit Entry - Pit Exit	277m, 19.9s @ 50kph, 16.6s @ 60kph		

BMCRC - MRO Championships 2024 - Rnd 1 @ Brands Hatch Indy

BMCRC Formula 400 & BMZRC 250 MZs

QUALIFYING - CLASSIFICATION

POS	NO	CL	PIC	NAME	ENTRY	TIME	ON	LAPS	GAP	DIFF	MPH
1	2	M	1	Andrew GILL	Kawasaki ZXR400 -	53.114	7	8			81.87
2	15	M	2	Nick SMITH	Kawasaki ZXR400 - Hi-Precision Engineering Ltd	53.664	7	11	0.550	0.550	81.03
3	25	M	3	Haydon SMITH	Kawasaki ZXR400 - Shelf & Rail Co.	55.384	6	10	2.270	1.720	78.51
4	123	S	1	Mark GALLAGHER	Honda RVF 400 -	55.512	7	8	2.398	0.128	78.33
5	191	M	4	Craig DANCE	Kawasaki ZX400 RR - 2 Brothers Scaffolding	55.638	7	10	2.524	0.126	78.15
6	90	S	2	Steve RAPA	Honda RVF400 - My Own Fair Hands	56.649	6	8	3.535	1.011	76.76
7	12	S	3	Kade WATT	Kawasaki NINJA 400 - 3D Racing	56.728	6	9	3.614	0.079	76.65
8	65*	M	5	Andrew MOXON	Kawasaki ZXR 400 - Helix Homes Developments ltd	56.897	6	7	3.783	0.169	76.42
9	115	M	6	Jake DONKERSLEY	Honda VFR400 NC30 -	56.950	10	10	3.836	0.053	76.35
10	67	M	7	Simon HARVEY	Kawasaki ZX4RR - Retirement Fund Racing	57.377	9	10	4.263	0.427	75.79
11	161	R	1	Aleisha LAYTON	Kawasaki NINJA 300 -	57.452	9	10	4.338	0.075	75.69
12	58	M	8	James ROBINSON	Kawasaki ZXR400 -	57.706	5	5	4.592	0.254	75.35
13	171	M	9	Dan HANBY	Yamaha FZR 400 - HD Masonry	57.714	9	10	4.600	0.008	75.34
14	85	MZ	1	Andrew WALES	MZ ETZ 250 - Show Control International	58.075	4	10	4.961	0.361	74.87
15	95	MZ	2	Christopher ROGERS	MZ ETZ 250 - CB Racing	59.047	9	10	5.933	0.972	73.64
16	1	MZ	3	Alexander MANN	MZ TS 250 - HS Racing	59.134	9	10	6.020	0.087	73.53
17	47	S	4	Adam CARSON	Kawasaki ZXR400 - Allspeed,Tenpin racing, all Englan	59.214	10	10	6.100	0.080	73.43
18	96	MZ	4	Chris KENT	MZ TS 250 -	59.531	4	10	6.417	0.317	73.04
19	75	MZ	5	Peter WOODALL	MZ ETZ 250 - Online Lubricants	59.751	6	9	6.637	0.220	72.77
20	45	M	10	Marley MACKENZIE	- Kirkcaldy Kawasaki, ELPM	1:00.178	6	9	7.064	0.427	72.26
21	565	MZ	6	Louis KERSHAW	MZ 250 - Team Lucky Streetsy/Walkers Campers	1:01.268	2	2	8.154	1.090	70.97
22	13	MZ	7	Gordon RYAN	MZ 250 - Prism Work Psychology	1:01.406	6	9	8.292	0.138	70.81
23	55*	M	11	Magnus MANSON-CHUBB	Kawasaki ZXR400L -	1:01.818	3	7	8.704	0.412	70.34
24	87	M	12	Sam ATKINSON	Kawasaki - Major Heat	1:01.971	6	9	8.857	0.153	70.17
25	37	MZ_R	1	Harry LAMACRAFT	MZ ETZ 250 - All Flower No Power	1:02.544	3	6	9.430	0.573	69.52
26	32	MZ	8	John ASHMEAD	MZ 250 -	1:02.615	5	8	9.501	0.071	69.44
27	9	MZ	9	Gary HOWLETT	MZ TS250 - HS Racing	1:02.927	9	9	9.813	0.312	69.10
28	11	MZ_R	2	Carl CRIPPS	MZ ETZ250 - MIS UK LTD	1:03.232	6	8	10.118	0.305	68.77
29	41	MZ	10	Gary WILLIAMS	MZ ETZ 250 -	1:03.639	6	8	10.525	0.407	68.33
30	17	S	5	Freddie BATE	Kawasaki ZXR400 - Hartjay	1:05.851	1	2	12.737	2.212	66.03
31	50	R	2	Jay YELDHAM	Kawasaki NINJA 400 - WJR FIBRETECH LTD	1:06.573	2	4	13.459	0.722	65.32
32	52	MZ	11	Tony PARKER	MZ 250 -	1:07.499	7	8	14.385	0.926	64.42
33	66	MZ	12	Graeme LEWIS	MZ 250 - Morris Racing Lubricants #MRL	1:07.719	7	7	14.605	0.220	64.21
34	74	MZ_R	3	Kevin LANE	MZ MZ - Racing Lane	1:10.153	7	8	17.039	2.434	61.98
35	38	MZ	13	Chris PETTET	MZ ETZ250 -			0			

Comments:

- * No. 55 - Please fit a working transponder
- * No. 65 - Intermittent working transponder. Please check connections.

Weather / Track : Cloudy / Dry

Date: 16/03/2024 Start: 09:51 Finish: 10:01
Brands Hatch Indy: 1.2079 miles

These results are provisional until the conclusion of any judicial and technical matters.

Clerk Of Course:	Stewards:	Timekeeper:	
		<i>Craig Smith</i>	

Results can be found at www.tsl-timing.com

Printed - 10:04 Saturday, 16 March 2024



BMCRC - MRO Championships 2024 - Rnd 1 @ Brands Hatch Indy

BMCRC Formula 400 & BMZRC 250 MZs

QUALIFYING - SECTOR ANALYSIS



SECTOR 1 = FL to I1, SECTOR 2 = I1 to FL, DIFF = Difference To Personal Best Lap, P = Crossed Finish Line in Pit Lane, D = Time Disallowed

P1		2 M		Andrew GILL		Kawasaki ZXR400 -	
IDEAL LAP TIME : 53.114		BEST LAP TIME : 53.114		DIFFERENCE : 0.000			
LAP	SECTOR 1	SECTOR 2	LAP TIME	MPH	DIFF	TIME OF DAY	
1 -	37.134	23.367	1:00.501	71.87	7.387	09:53:31.917	
2 -	34.119	22.025	56.144	77.45	3.030	09:54:28.061	
3 -	33.175	22.312	55.487 (3)	78.37	2.373	09:55:23.548	
4 -	33.300	23.228	56.528	76.92	3.414	09:56:20.076	
5 -	33.456	22.999	56.455	77.02	3.341	09:57:16.531	
6 -	32.299	21.370	53.669 (2)	81.02	0.555	09:58:10.200	
7 -	31.926	21.188	53.114 (1)	81.87		09:59:03.314	
8 -	33.461	22.214	55.675	78.10	2.561	09:59:58.989	

P2		15 M		Nick SMITH		Kawasaki ZXR400 - Hi-Precision Engineering Ltd	
IDEAL LAP TIME : 53.664		BEST LAP TIME : 53.664		DIFFERENCE : 0.000			
LAP	SECTOR 1	SECTOR 2	LAP TIME	MPH	DIFF	TIME OF DAY	
1 -	35.843	24.010	59.853	72.65	6.189	09:53:27.449	
2 -	35.249	22.833	58.082	74.87	4.418	09:54:25.531	
3 -	32.837	22.221	55.058	78.98	1.394	09:55:20.589	
4 -	33.305	22.240	55.545	78.28	1.881	09:56:16.134	
5 -	32.442	21.600	54.042 (3)	80.46	0.378	09:57:10.176	
6 -	32.275	21.601	53.876 (2)	80.71	0.212	09:58:04.052	
7 -	32.114	21.550	53.664 (1)	81.03		09:58:57.716	
8 -	34.888	22.927	57.815	75.21	4.151	09:59:55.531	
9 -	33.363	22.536	55.899	77.79	2.235	10:00:51.430	
10 -	32.517	21.777	54.294	80.09	0.630	10:01:45.724	
11 -	33.702	22.572	56.274	77.27	2.610	10:02:41.998	

P3		25 M		Haydon SMITH		Kawasaki ZXR400 - Shelf & Rail Co.	
IDEAL LAP TIME : 55.384		BEST LAP TIME : 55.384		DIFFERENCE : 0.000			
LAP	SECTOR 1	SECTOR 2	LAP TIME	MPH	DIFF	TIME OF DAY	
1 -	37.264	24.008	1:01.272	70.97	5.888	09:53:27.265	
2 -	35.273	23.165	58.438	74.41	3.054	09:54:25.703	
3 -	34.044	22.909	56.953	76.35	1.569	09:55:22.656	
4 -	33.930	23.563	57.493	75.63	2.109	09:56:20.149	
5 -	33.711	22.582	56.293 (3)	77.24	0.909	09:57:16.442	
6 -	32.941	22.443	55.384 (1)	78.51		09:58:11.826	
7 -	33.306	22.537	55.843 (2)	77.87	0.459	09:59:07.669	
8 -	34.188	22.769	56.957	76.34	1.573	10:00:04.626	
9 -	34.811	22.710	57.521	75.60	2.137	10:01:02.147	
10 -	34.734	22.642	57.376	75.79	1.992	10:01:59.523	

P4		123 S		Mark GALLAGHER		Honda RVF 400 -	
IDEAL LAP TIME : 55.512		BEST LAP TIME : 55.512		DIFFERENCE : 0.000			
LAP	SECTOR 1	SECTOR 2	LAP TIME	MPH	DIFF	TIME OF DAY	
1 -	38.381	23.827	1:02.208	69.90	6.696	09:53:34.268	
2 -	35.221	22.775	57.996	74.98	2.484	09:54:32.264	
3 -	33.789	22.430	56.219 (3)	77.35	0.707	09:55:28.483	
4 -	34.184	22.529	56.713	76.67	1.201	09:56:25.196	
5 -	34.652	22.291	56.943	76.36	1.431	09:57:22.139	
6 -	33.724	22.247	55.971 (2)	77.69	0.459	09:58:18.110	
7 -	33.507	22.005	55.512 (1)	78.33		09:59:13.622	
8 -	34.296	22.250	56.546	76.90	1.034	10:00:10.168	

BMCRC - MRO Championships 2024 - Rnd 1 @ Brands Hatch Indy

BMCRC Formula 400 & BMZRC 250 MZs

QUALIFYING - SECTOR ANALYSIS



SECTOR 1 = FL to I1, SECTOR 2 = I1 to FL, DIFF = Difference To Personal Best Lap, P = Crossed Finish Line in Pit Lane, D = Time Disallowed

P5		191 M		Craig DANCE		Kawasaki ZX400 RR - 2 Brothers Scaffolding	
IDEAL LAP TIME : 55.329		BEST LAP TIME : 55.638		DIFFERENCE : 0.309			
LAP	SECTOR 1	SECTOR 2	LAP TIME	MPH	DIFF	TIME OF DAY	
1 -	35.552	23.188	58.740	74.03	3.102	09:53:34.584	
2 -	35.137	23.108	58.245	74.66	2.607	09:54:32.829	
3 -	33.508	22.744	56.252	77.30	0.614	09:55:29.081	
4 -	33.687	22.823	56.510	76.95	0.872	09:56:25.591	
5 -	34.393	22.595	56.988	76.30	1.350	09:57:22.579	
6 -	33.650	22.325	55.975 (2)	77.68	0.337	09:58:18.554	
7 -	33.265	22.373	55.638 (1)	78.15		09:59:14.192	
8 -	33.854	22.447	56.301	77.23	0.663	10:00:10.493	
9 -	33.704	22.756	56.460	77.02	0.822	10:01:06.953	
10 -	33.004	23.058	56.062 (3)	77.56	0.424	10:02:03.015	

P6		90 S		Steve RAPA		Honda RVF400 - My Own Fair Hands	
IDEAL LAP TIME : 56.639		BEST LAP TIME : 56.649		DIFFERENCE : 0.010			
LAP	SECTOR 1	SECTOR 2	LAP TIME	MPH	DIFF	TIME OF DAY	
1 -	36.079	23.562	59.641	72.91	2.992	09:53:28.756	
2 -	34.881	22.875	57.756	75.29	1.107	09:54:26.512	
3 -	34.702	23.406	58.108	74.83	1.459	09:55:24.620	
4 -	34.741	22.935	57.676	75.39	1.027	09:56:22.296	
5 -	34.531	23.196	57.727	75.33	1.078	09:57:20.023	
6 -	34.077	22.572	56.649 (1)	76.76		09:58:16.672	
7 -	34.140	22.562	56.702 (2)	76.69	0.053	09:59:13.374	
8 -	34.166	22.653	56.819 (3)	76.53	0.170	10:00:10.193	

P7		12 S		Kade WATT		Kawasaki NINJA 400 - 3D Racing	
IDEAL LAP TIME : 56.588		BEST LAP TIME : 56.728		DIFFERENCE : 0.140			
LAP	SECTOR 1	SECTOR 2	LAP TIME	MPH	DIFF	TIME OF DAY	
1 -	OUTLAP	24.410	1:05.467	66.42	8.739	09:54:25.641	
2 -	35.330	23.457	58.787	73.97	2.059	09:55:24.428	
3 -	34.395	23.224	57.619	75.47	0.891	09:56:22.047	
4 -	34.265	23.067	57.332	75.84	0.604	09:57:19.379	
5 -	34.109	22.842	56.951 (2)	76.35	0.223	09:58:16.330	
6 -	33.896	22.832	56.728 (1)	76.65		09:59:13.058	
7 -	35.087	23.088	58.175	74.75	1.447	10:00:11.233	
8 -	34.023	23.825	57.848	75.17	1.120	10:01:09.081	
9 -	33.756	23.267	57.023 (3)	76.26	0.295	10:02:06.104	

P8		65 M		Andrew MOXON		Kawasaki ZXR 400 - Helix Homes Developments ltd	
IDEAL LAP TIME : 1:02.431		BEST LAP TIME : 56.897		DIFFERENCE : -5.534			
LAP	SECTOR 1	SECTOR 2	LAP TIME	MPH	DIFF	TIME OF DAY	
1 -	38.529	23.902	1:02.431	69.65	5.534	09:53:34.121	
2 -			1:01.609	70.58	4.712	09:54:35.730	
3 -			59.287	73.34	2.390	09:55:35.017	
4 -			58.848	73.89	1.951	09:56:33.865	
5 -			58.531 (3)	74.29	1.634	09:57:32.396	
6 -			56.897 (1)	76.42		09:58:29.293	
7 -			57.535 (2)	75.58	0.638	09:59:26.828	

BMCRC - MRO Championships 2024 - Rnd 1 @ Brands Hatch Indy

BMCRC Formula 400 & BMZRC 250 MZs

QUALIFYING - SECTOR ANALYSIS



SECTOR 1 = FL to I1, SECTOR 2 = I1 to FL, DIFF = Difference To Personal Best Lap, P = Crossed Finish Line in Pit Lane, D = Time Disallowed

P9		115 M	Jake DONKERSLEY	Honda VFR400 NC30 -		
IDEAL LAP TIME : 56.918		BEST LAP TIME : 56.950		DIFFERENCE : 0.032		
LAP	SECTOR 1	SECTOR 2	LAP TIME	MPH	DIFF	TIME OF DAY
1 -	38.627	23.663	1:02.290	69.81	5.340	09:53:39.045
2 -	35.451	23.106	58.557	74.26	1.607	09:54:37.602
3 -	36.203	23.534	59.737	72.79	2.787	09:55:37.339
4 -	34.983	22.577	57.560 (3)	75.54	0.610	09:56:34.899
5 -	35.050	23.831	58.881	73.85	1.931	09:57:33.780
6 -	35.133	22.459	57.592	75.50	0.642	09:58:31.372
7 -	35.124	22.494	57.618	75.47	0.668	09:59:28.990
8 -	35.150	24.331	59.481	73.10	2.531	10:00:28.471
9 -	34.659	22.744	57.403 (2)	75.75	0.453	10:01:25.874
10 -	34.459	22.491	56.950 (1)	76.35		10:02:22.824

P10		67 M	Simon HARVEY	Kawasaki ZX4RR - Retirement Fund Racing		
IDEAL LAP TIME : 57.040		BEST LAP TIME : 57.377		DIFFERENCE : 0.337		
LAP	SECTOR 1	SECTOR 2	LAP TIME	MPH	DIFF	TIME OF DAY
1 -	40.235	23.672	1:03.907	68.04	6.530	09:53:39.179
2 -	35.615	23.366	58.981	73.72	1.604	09:54:38.160
3 -	35.903	23.369	59.272	73.36	1.895	09:55:37.432
4 -	35.026	22.776	57.802	75.23	0.425	09:56:35.234
5 -	34.630	23.997	58.627	74.17	1.250	09:57:33.861
6 -	35.258	22.410	57.668 (3)	75.40	0.291	09:58:31.529
7 -	35.311	23.097	58.408	74.45	1.031	09:59:29.937
8 -	36.421	22.965	59.386	73.22	2.009	10:00:29.323
9 -	34.807	22.570	57.377 (1)	75.79		10:01:26.700
10 -	34.862	22.522	57.384 (2)	75.78	0.007	10:02:24.084

P11		161 R	Aleisha LAYTON	Kawasaki NINJA 300 -		
IDEAL LAP TIME : 57.452		BEST LAP TIME : 57.452		DIFFERENCE : 0.000		
LAP	SECTOR 1	SECTOR 2	LAP TIME	MPH	DIFF	TIME OF DAY
1 -	40.071	25.590	1:05.661	66.22	8.209	09:53:47.057
2 -	37.086	25.416	1:02.502	69.57	5.050	09:54:49.559
3 -	36.878	23.550	1:00.428	71.96	2.976	09:55:49.987
4 -	36.727	24.098	1:00.825	71.49	3.373	09:56:50.812
5 -	35.863	23.781	59.644	72.90	2.192	09:57:50.456
6 -	35.307	23.431	58.738	74.03	1.286	09:58:49.194
7 -	35.964	23.496	59.460	73.13	2.008	09:59:48.654
8 -	35.015	23.402	58.417 (3)	74.44	0.965	10:00:47.071
9 -	34.589	22.863	57.452 (1)	75.69		10:01:44.523
10 -	34.933	23.016	57.949 (2)	75.04	0.497	10:02:42.472

P12		58 M	James ROBINSON	Kawasaki ZXR400 -		
IDEAL LAP TIME : 57.666		BEST LAP TIME : 57.706		DIFFERENCE : 0.040		
LAP	SECTOR 1	SECTOR 2	LAP TIME	MPH	DIFF	TIME OF DAY
1 -	40.916	24.218	1:05.134	66.76	7.428	09:53:43.029
2 -	35.640	23.270	58.910 (3)	73.81	1.204	09:54:41.939
3 -	34.849	22.972	57.821 (2)	75.20	0.115	09:55:39.760
4 -	36.333	23.937	1:00.270	72.15	2.564	09:56:40.030
5 -	34.889	22.817	57.706 (1)	75.35		09:57:37.736

BMCRC - MRO Championships 2024 - Rnd 1 @ Brands Hatch Indy

BMCRC Formula 400 & BMZRC 250 MZs

QUALIFYING - SECTOR ANALYSIS



SECTOR 1 = FL to I1, SECTOR 2 = I1 to FL, DIFF = Difference To Personal Best Lap, P = Crossed Finish Line in Pit Lane, D = Time Disallowed

P13 171 M Dan HANBY		Yamaha FZR 400 - HD Masonry				
IDEAL LAP TIME : 57.692		BEST LAP TIME : 57.714		DIFFERENCE : 0.022		
LAP	SECTOR 1	SECTOR 2	LAP TIME	MPH	DIFF	TIME OF DAY
1 -	42.264	25.081	1:07.345	64.57	9.631	09:53:49.753
2 -	37.358	25.043	1:02.401	69.68	4.687	09:54:52.154
3 -	36.717	23.392	1:00.109	72.34	2.395	09:55:52.263
4 -	35.742	24.162	59.904	72.59	2.190	09:56:52.167
5 -	36.088	23.288	59.376	73.23	1.662	09:57:51.543
6 -	35.383	23.343	58.726 (3)	74.04	1.012	09:58:50.269
7 -	35.773	23.081	58.854	73.88	1.140	09:59:49.123
8 -	35.277	23.417	58.694 (2)	74.08	0.980	10:00:47.817
9 -	34.611	23.103	57.714 (1)	75.34		10:01:45.531
10 -	36.870	23.396	1:00.266	72.15	2.552	10:02:45.797

P14 85 MZ Andrew WALES		MZ ETZ 250 - Show Control International				
IDEAL LAP TIME : 58.075		BEST LAP TIME : 58.075		DIFFERENCE : 0.000		
LAP	SECTOR 1	SECTOR 2	LAP TIME	MPH	DIFF	TIME OF DAY
1 -	37.557	24.921	1:02.478	69.60	4.403	09:53:34.369
2 -	36.293	23.590	59.883	72.61	1.808	09:54:34.252
3 -	35.072	23.708	58.780	73.98	0.705	09:55:33.032
4 -	34.722	23.353	58.075 (1)	74.87		09:56:31.107
5 -	35.500	23.791	59.291	73.34	1.216	09:57:30.398
6 -	34.830	23.593	58.423 (2)	74.43	0.348	09:58:28.821
7 -	34.999	23.663	58.662	74.12	0.587	09:59:27.483
8 -	35.123	23.816	58.939	73.78	0.864	10:00:26.422
9 -	34.869	23.778	58.647	74.14	0.572	10:01:25.069
10 -	34.795	23.666	58.461 (3)	74.38	0.386	10:02:23.530

P15 95 MZ Christopher ROGERS		MZ ETZ 250 - CB Racing				
IDEAL LAP TIME : 58.566		BEST LAP TIME : 59.047		DIFFERENCE : 0.481		
LAP	SECTOR 1	SECTOR 2	LAP TIME	MPH	DIFF	TIME OF DAY
1 -	39.862	25.419	1:05.281	66.61	6.234	09:53:37.520
2 -	36.893	24.069	1:00.962	71.33	1.915	09:54:38.482
3 -	36.999	23.633	1:00.632	71.72	1.585	09:55:39.114
4 -	37.761	24.612	1:02.373	69.71	3.326	09:56:41.487
5 -	36.495	23.955	1:00.450	71.93	1.403	09:57:41.937
6 -	36.569	25.122	1:01.691	70.49	2.644	09:58:43.628
7 -	35.485	23.956	59.441 (3)	73.15	0.394	09:59:43.069
8 -	35.534	23.878	59.412 (2)	73.19	0.365	10:00:42.481
9 -	34.933	24.114	59.047 (1)	73.64		10:01:41.528
10 -	35.996	24.003	59.999	72.47	0.952	10:02:41.527

P16 1 MZ Alexander MANN		MZ TS 250 - HS Racing				
IDEAL LAP TIME : 58.902		BEST LAP TIME : 59.134		DIFFERENCE : 0.232		
LAP	SECTOR 1	SECTOR 2	LAP TIME	MPH	DIFF	TIME OF DAY
1 -	39.654	25.178	1:04.832	67.07	5.698	09:53:36.641
2 -	36.851	24.361	1:01.212	71.04	2.078	09:54:37.853
3 -	36.694	24.388	1:01.082	71.19	1.948	09:55:38.935
4 -	37.203	25.289	1:02.492	69.58	3.358	09:56:41.427
5 -	36.293	24.015	1:00.308	72.10	1.174	09:57:41.735
6 -	36.513	25.333	1:01.846	70.31	2.712	09:58:43.581
7 -	36.348	24.423	1:00.771	71.55	1.637	09:59:44.352
8 -	35.662	23.758	59.420 (2)	73.18	0.286	10:00:43.772
9 -	35.144	23.990	59.134 (1)	73.53		10:01:42.906
10 -	35.645	23.963	59.608 (3)	72.95	0.474	10:02:42.514

BMCRC - MRO Championships 2024 - Rnd 1 @ Brands Hatch Indy

BMCRC Formula 400 & BMZRC 250 MZs

QUALIFYING - SECTOR ANALYSIS



SECTOR 1 = FL to I1, SECTOR 2 = I1 to FL, DIFF = Difference To Personal Best Lap, P = Crossed Finish Line in Pit Lane, D = Time Disallowed

P17 47 S Adam CARSON		Kawasaki ZXR400 - Allspeed,Tenpin racing, all England diamor				
IDEAL LAP TIME : 59.214		BEST LAP TIME : 59.214		DIFFERENCE : 0.000		
LAP	SECTOR 1	SECTOR 2	LAP TIME	MPH	DIFF	TIME OF DAY
1 -	41.068	25.721	1:06.789	65.10	7.575	09:53:46.482
2 -	38.233	24.718	1:02.951	69.07	3.737	09:54:49.433
3 -	37.530	24.053	1:01.583	70.61	2.369	09:55:51.016
4 -	36.780	24.190	1:00.970	71.32	1.756	09:56:51.986
5 -	36.905	23.935	1:00.840	71.47	1.626	09:57:52.826
6 -	36.559	23.854	1:00.413	71.98	1.199	09:58:53.239
7 -	36.812	23.684	1:00.496	71.88	1.282	09:59:53.735
8 -	35.929	23.583	59.512 (3)	73.07	0.298	10:00:53.247
9 -	35.762	23.665	59.427 (2)	73.17	0.213	10:01:52.674
10 -	35.712	23.502	59.214 (1)	73.43		10:02:51.888

P18 96 MZ Chris KENT		MZ TS 250 -				
IDEAL LAP TIME : 59.214		BEST LAP TIME : 59.531		DIFFERENCE : 0.317		
LAP	SECTOR 1	SECTOR 2	LAP TIME	MPH	DIFF	TIME OF DAY
1 -	38.391	25.056	1:03.447	68.53	3.916	09:53:30.017
2 -	36.282	24.151	1:00.433	71.95	0.902	09:54:30.450
3 -	36.165	24.205	1:00.370 (3)	72.03	0.839	09:55:30.820
4 -	35.596	23.935	59.531 (1)	73.04		09:56:30.351
5 -	36.568	24.032	1:00.600	71.75	1.069	09:57:30.951
6 -	35.279	24.608	59.887 (2)	72.61	0.356	09:58:30.838
7 -	36.216	25.018	1:01.234	71.01	1.703	09:59:32.072
8 -	36.907	24.455	1:01.362	70.86	1.831	10:00:33.434
9 -	35.954	24.889	1:00.843	71.47	1.312	10:01:34.277
10 -	36.041	24.571	1:00.612	71.74	1.081	10:02:34.889

P19 75 MZ Peter WOODALL		MZ ETZ 250 - Online Lubricants				
IDEAL LAP TIME : 59.751		BEST LAP TIME : 59.751		DIFFERENCE : 0.000		
LAP	SECTOR 1	SECTOR 2	LAP TIME	MPH	DIFF	TIME OF DAY
1 -	42.163	26.394	1:08.557	63.43	8.806	09:53:50.492
2 -	37.489	25.237	1:02.726	69.32	2.975	09:54:53.218
3 -	37.603	25.739	1:03.342	68.65	3.591	09:55:56.560
4 -	36.151	24.641	1:00.792 (3)	71.53	1.041	09:56:57.352
5 -	36.320	24.517	1:00.837	71.47	1.086	09:57:58.189
6 -	35.518	24.233	59.751 (1)	72.77		09:58:57.940
7 -	38.135	25.440	1:03.575	68.40	3.824	10:00:01.515
8 -	35.622	24.432	1:00.054 (2)	72.41	0.303	10:01:01.569
9 -	37.134	24.870	1:02.004	70.13	2.253	10:02:03.573

P20 45 M Marley MACKENZIE		- Kirkcaldy Kawasaki, ELPM				
IDEAL LAP TIME : 59.805		BEST LAP TIME : 1:00.178		DIFFERENCE : 0.373		
LAP	SECTOR 1	SECTOR 2	LAP TIME	MPH	DIFF	TIME OF DAY
1 -	42.497	27.036	1:09.533	62.54	9.355	09:53:47.169
2 -	39.030	25.542	1:04.572	67.34	4.394	09:54:51.741
3 -	38.369	24.922	1:03.291	68.70	3.113	09:55:55.032
4 -	36.997	24.686	1:01.683	70.49	1.505	09:56:56.715
5 -	36.151	24.373	1:00.524 (2)	71.84	0.346	09:57:57.239
6 -	35.895	24.283	1:00.178 (1)	72.26		09:58:57.417
7 -	37.575	23.910	1:01.485	70.72	1.307	09:59:58.902
8 -	36.700	24.920	1:01.620	70.57	1.442	10:01:00.522
9 -	36.366	24.668	1:01.034 (3)	71.24	0.856	10:02:01.556

P21 565 MZ Louis KERSHAW		MZ 250 - Team Lucky Streetsy/Walkers Campers				
IDEAL LAP TIME : 1:01.268		BEST LAP TIME : 1:01.268		DIFFERENCE : 0.000		
LAP	SECTOR 1	SECTOR 2	LAP TIME	MPH	DIFF	TIME OF DAY
1 -	39.522	26.207	1:05.729 (2)	66.15	4.461	09:53:46.705
2 -	36.437	24.831	1:01.268 (1)	70.97		09:54:47.973

BMCRC - MRO Championships 2024 - Rnd 1 @ Brands Hatch Indy

BMCRC Formula 400 & BMZRC 250 MZs

QUALIFYING - SECTOR ANALYSIS



SECTOR 1 = FL to I1, SECTOR 2 = I1 to FL, DIFF = Difference To Personal Best Lap, P = Crossed Finish Line in Pit Lane, D = Time Disallowed

P22 13 MZ		Gordon RYAN		MZ 250 - Prism Work Psychology			
IDEAL LAP TIME : 1:01.406		BEST LAP TIME : 1:01.406		DIFFERENCE : 0.000			
LAP	SECTOR 1	SECTOR 2	LAP TIME	MPH	DIFF	TIME OF DAY	
1 -	39.501	25.601	1:05.102	66.79	3.696	09:53:45.845	
2 -	37.246	24.962	1:02.208	69.90	0.802	09:54:48.053	
3 -	36.921	25.171	1:02.092 (3)	70.03	0.686	09:55:50.145	
4 -	37.044	25.228	1:02.272	69.83	0.866	09:56:52.417	
5 -	37.501	24.787	1:02.288	69.81	0.882	09:57:54.705	
6 -	36.622	24.784	1:01.406 (1)	70.81		09:58:56.111	
7 -	37.066	24.855	1:01.921 (2)	70.22	0.515	09:59:58.032	
8 -	37.087	25.102	1:02.189	69.92	0.783	10:01:00.221	
9 -	38.047	26.041	1:04.088	67.85	2.682	10:02:04.309	

P23 55 M		Magnus MANSON-CHUBB		Kawasaki ZXR400L -			
IDEAL LAP TIME :		BEST LAP TIME : 1:01.818		DIFFERENCE :			
LAP	SECTOR 1	SECTOR 2	LAP TIME	MPH	DIFF	TIME OF DAY	
1 -			1:05.297	66.59	3.479	09:53:33.280	
2 -			1:02.750 (2)	69.30	0.932	09:54:36.030	
3 -			1:01.818 (1)	70.34		09:55:37.848	
4 -			1:03.721 (3)	68.24	1.903	09:56:41.569	
5 -			1:04.027	67.91	2.209	09:57:45.596	
6 -			1:04.969	66.93	3.151	09:58:50.565	
7 -			1:05.230	66.66	3.412	09:59:55.795	

P24 87 M		Sam ATKINSON		Kawasaki - Major Heat			
IDEAL LAP TIME : 1:01.746		BEST LAP TIME : 1:01.971		DIFFERENCE : 0.225			
LAP	SECTOR 1	SECTOR 2	LAP TIME	MPH	DIFF	TIME OF DAY	
1 -	40.940	26.295	1:07.235	64.67	5.264	09:53:49.375	
2 -	38.186	25.139	1:03.325	68.67	1.354	09:54:52.700	
3 -	38.503	24.725	1:03.228	68.77	1.257	09:55:55.928	
4 -	37.743	24.495	1:02.238 (3)	69.87	0.267	09:56:58.166	
5 -	37.670	24.631	1:02.301	69.79	0.330	09:58:00.467	
6 -	37.495	24.476	1:01.971 (1)	70.17		09:59:02.438	
7 -	37.827	24.514	1:02.341	69.75	0.370	10:00:04.779	
8 -	38.746	25.004	1:03.750	68.21	1.779	10:01:08.529	
9 -	37.270	24.793	1:02.063 (2)	70.06	0.092	10:02:10.592	

P25 37 MZ_R		Harry LAMACRAFT		MZ ETZ 250 - All Flower No Power			
IDEAL LAP TIME : 1:02.456		BEST LAP TIME : 1:02.544		DIFFERENCE : 0.088			
LAP	SECTOR 1	SECTOR 2	LAP TIME	MPH	DIFF	TIME OF DAY	
1 -	39.243	25.292	1:04.535	67.38	1.991	09:53:35.191	
2 -	37.775	25.276	1:03.051 (3)	68.96	0.507	09:54:38.242	
3 -	37.304	25.240	1:02.544 (1)	69.52		09:55:40.786	
4 -	37.491	25.159	1:02.650 (2)	69.41	0.106	09:56:43.436	
5 -	37.297	26.002	1:03.299	68.69	0.755	09:57:46.735	
6 -	38.673	26.042	1:04.715	67.19	2.171	09:58:51.450	

P26 32 MZ		John ASHMEAD		MZ 250 -			
IDEAL LAP TIME : 1:02.429		BEST LAP TIME : 1:02.615		DIFFERENCE : 0.186			
LAP	SECTOR 1	SECTOR 2	LAP TIME	MPH	DIFF	TIME OF DAY	
1 -	39.227	25.587	1:04.814	67.09	2.199	09:53:38.639	
2 -	38.075	25.569	1:03.644	68.32	1.029	09:54:42.283	
3 -	37.532	25.639	1:03.171 (3)	68.83	0.556	09:55:45.454	
4 -	37.732	25.591	1:03.323	68.67	0.708	09:56:48.777	
5 -	37.322	25.293	1:02.615 (1)	69.44		09:57:51.392	
6 -	37.623	25.107	1:02.730 (2)	69.32	0.115	09:58:54.122	
7 -	37.655	26.347	1:04.002	67.94	1.387	09:59:58.124	
8 -	37.723	26.454	1:04.177	67.75	1.562	10:01:02.301	

BMCRC - MRO Championships 2024 - Rnd 1 @ Brands Hatch Indy

BMCRC Formula 400 & BMZRC 250 MZs

QUALIFYING - SECTOR ANALYSIS



SECTOR 1 = FL to I1, SECTOR 2 = I1 to FL, DIFF = Difference To Personal Best Lap, P = Crossed Finish Line in Pit Lane, D = Time Disallowed

P27		9 MZ		Gary HOWLETT		MZ TS250 - HS Racing	
IDEAL LAP TIME : 1:02.653		BEST LAP TIME : 1:02.927		DIFFERENCE : 0.274			
LAP	SECTOR 1	SECTOR 2	LAP TIME	MPH	DIFF	TIME OF DAY	
1 -	43.360	27.073	1:10.433	61.74	7.506	09:54:02.869	
2 -	41.184	27.168	1:08.352	63.62	5.425	09:55:11.221	
3 -	39.147	26.786	1:05.933	65.95	3.006	09:56:17.154	
4 -	39.276	25.614	1:04.890	67.01	1.963	09:57:22.044	
5 -	38.723	25.942	1:04.665	67.24	1.738	09:58:26.709	
6 -	39.612	26.059	1:05.671	66.21	2.744	09:59:32.380	
7 -	38.766	25.552	1:04.318 (3)	67.61	1.391	10:00:36.698	
8 -	37.877	25.321	1:03.198 (2)	68.80	0.271	10:01:39.896	
9 -	38.151	24.776	1:02.927 (1)	69.10		10:02:42.823	

P28		11 MZ_R		Carl CRIPPS		MZ ETZ250 - MIS UK LTD	
IDEAL LAP TIME : 1:03.219		BEST LAP TIME : 1:03.232		DIFFERENCE : 0.013			
LAP	SECTOR 1	SECTOR 2	LAP TIME	MPH	DIFF	TIME OF DAY	
1 -	46.008	28.443	1:14.451	58.40	11.219	09:54:07.292	
2 -	40.037	26.024	1:06.061	65.82	2.829	09:55:13.353	
3 -	40.120	25.429	1:05.549	66.34	2.317	09:56:18.902	
4 -	38.039	25.431	1:03.470 (2)	68.51	0.238	09:57:22.372	
5 -	38.214	25.918	1:04.132 (3)	67.80	0.900	09:58:26.504	
6 -	38.052	25.180	1:03.232 (1)	68.77		09:59:29.736	
7 -	40.873	26.146	1:07.019	64.88	3.787	10:00:36.755	
8 -	39.570	27.645	1:07.215	64.69	3.983	10:01:43.970	

P29		41 MZ		Gary WILLIAMS		MZ ETZ 250 -	
IDEAL LAP TIME : 1:02.918		BEST LAP TIME : 1:03.639		DIFFERENCE : 0.721			
LAP	SECTOR 1	SECTOR 2	LAP TIME	MPH	DIFF	TIME OF DAY	
1 -	OUTLAP	26.819	1:12.421	60.04	8.782	09:55:23.978	
2 -	39.407	25.406	1:04.813	67.09	1.174	09:56:28.791	
3 -	39.008	27.413	1:06.421	65.47	2.782	09:57:35.212	
4 -	38.499	25.685	1:04.184	67.75	0.545	09:58:39.396	
5 -	39.648	25.779	1:05.427	66.46	1.788	09:59:44.823	
6 -	38.267	25.372	1:03.639 (1)	68.33		10:00:48.462	
7 -	37.630	26.307	1:03.937 (3)	68.01	0.298	10:01:52.399	
8 -	38.564	25.288	1:03.852 (2)	68.10	0.213	10:02:56.251	

P30		17 S		Freddie BATE		Kawasaki ZXR400 - Hartjay	
IDEAL LAP TIME : 1:03.510		BEST LAP TIME : 1:05.851		DIFFERENCE : 2.341			
LAP	SECTOR 1	SECTOR 2	LAP TIME	MPH	DIFF	TIME OF DAY	
1 -	40.020	25.831	1:05.851 (1)	66.03		09:53:47.276	
2 -	37.679	IN PIT	5:33.465 P	13.04	4:27.614	09:59:20.741	

P31		50 R		Jay YELDHAM		Kawasaki NINJA 400 - WJR FIBRETECH LTD	
IDEAL LAP TIME : 1:05.642		BEST LAP TIME : 1:06.573		DIFFERENCE : 0.931			
LAP	SECTOR 1	SECTOR 2	LAP TIME	MPH	DIFF	TIME OF DAY	
1 -	45.322	26.074	1:11.396	60.90	4.823	09:53:57.497	
2 -	40.700	25.873	1:06.573 (1)	65.32		09:55:04.070	
3 -	41.616	25.529	1:07.145 (3)	64.76	0.572	09:56:11.215	
4 -	40.113	26.592	1:06.705 (2)	65.19	0.132	09:57:17.920	

BMCRC - MRO Championships 2024 - Rnd 1 @ Brands Hatch Indy

BMCRC Formula 400 & BMZRC 250 MZs

QUALIFYING - SECTOR ANALYSIS



SECTOR 1 = FL to I1, SECTOR 2 = I1 to FL, DIFF = Difference To Personal Best Lap, P = Crossed Finish Line in Pit Lane, D = Time Disallowed

P32 52 MZ Tony PARKER		MZ 250 -				
IDEAL LAP TIME : 1:07.199		BEST LAP TIME : 1:07.499		DIFFERENCE : 0.300		
LAP	SECTOR 1	SECTOR 2	LAP TIME	MPH	DIFF	TIME OF DAY
1 -	46.915	29.354	1:16.269	57.01	8.770	09:53:57.833
2 -	44.430	29.429	1:13.859	58.87	6.360	09:55:11.692
3 -	43.455	28.157	1:11.612	60.72	4.113	09:56:23.304
4 -	41.710	27.035	1:08.745	63.25	1.246	09:57:32.049
5 -	41.772	27.192	1:08.964	63.05	1.465	09:58:41.013
6 -	41.376	27.125	1:08.501 (3)	63.48	1.002	09:59:49.514
7 -	40.673	26.826	1:07.499 (1)	64.42		10:00:57.013
8 -	41.139	26.526	1:07.665 (2)	64.26	0.166	10:02:04.678

P33 66 MZ Graeme LEWIS		MZ 250 - Morris Racing Lubricants #MRL				
IDEAL LAP TIME : 1:07.097		BEST LAP TIME : 1:07.719		DIFFERENCE : 0.622		
LAP	SECTOR 1	SECTOR 2	LAP TIME	MPH	DIFF	TIME OF DAY
1 -	40.229	29.363	1:09.592	62.48	1.873	09:53:44.946
2 -		IN PIT	2:52.090 P	25.26	1:44.371	09:56:37.036
3 -	OUTLAP	26.868	1:09.602	62.47	1.883	09:57:46.638
4 -	41.271	26.924	1:08.195 (2)	63.76	0.476	09:58:54.833
5 -	40.916	27.307	1:08.223 (3)	63.74	0.504	10:00:03.056
6 -	41.055	28.387	1:09.442	62.62	1.723	10:01:12.498
7 -	40.772	26.947	1:07.719 (1)	64.21		10:02:20.217

P34 74 MZ_R Kevin LANE		MZ MZ - Racing Lane				
IDEAL LAP TIME : 1:09.962		BEST LAP TIME : 1:10.153		DIFFERENCE : 0.191		
LAP	SECTOR 1	SECTOR 2	LAP TIME	MPH	DIFF	TIME OF DAY
1 -	47.500	29.168	1:16.668	56.71	6.515	09:53:57.125
2 -	44.937	29.477	1:14.414	58.43	4.261	09:55:11.539
3 -	43.363	29.159	1:12.522	59.96	2.369	09:56:24.061
4 -	43.207	28.239	1:11.446 (3)	60.86	1.293	09:57:35.507
5 -	43.477	28.021	1:11.498	60.82	1.345	09:58:47.005
6 -	43.089	28.922	1:12.011	60.38	1.858	09:59:59.016
7 -	41.941	28.212	1:10.153 (1)	61.98		10:01:09.169
8 -	42.480	28.096	1:10.576 (2)	61.61	0.423	10:02:19.745

BMCRC - MRO Championships 2024 - Rnd 1 @ Brands Hatch Indy

BMCRC Formula 400 & BMZRC 250 MZs

QUALIFYING - BEST SECTORS

SECTOR 1				SECTOR 2				IDEAL / BEST COMPARISON				
POS	NO	NAME	TIME	NO	NAME	TIME	POS	NO	NAME	IDEAL	BEST	DIFF
									PERFECT LAP	53.114		
1	2	GILL	31.926	2	GILL	21.188	1	2	GILL	53.114	53.114	0.000
2	15	SMITH	32.114	15	SMITH	21.550	2	15	SMITH	53.664	53.664	0.000
3	25	SMITH	32.941	123	GALLAGHER	22.005	3	191	DANCE	55.329	55.638	0.309
4	191	DANCE	33.004	191	DANCE	22.325	4	25	SMITH	55.384	55.384	0.000
5	123	GALLAGHER	33.507	67	HARVEY	22.410	5	123	GALLAGHER	55.512	55.512	0.000
6	12	WATT	33.756	25	SMITH	22.443	6	12	WATT	56.588	56.728	0.140
7	90	RAPA	34.077	115	DONKERSLEY	22.459	7	90	RAPA	56.639	56.649	0.010
8	115	DONKERSLEY	34.459	90	RAPA	22.562	8	115	DONKERSLEY	56.918	56.950	0.032
9	161	LAYTON	34.589	58	ROBINSON	22.817	9	67	HARVEY	57.040	57.377	0.337
10	171	HANBY	34.611	12	WATT	22.832	10	161	LAYTON	57.452	57.452	0.000
11	67	HARVEY	34.630	161	LAYTON	22.863	11	58	ROBINSON	57.666	57.706	0.040
12	85	WALES	34.722	171	HANBY	23.081	12	171	HANBY	57.692	57.714	0.022
13	58	ROBINSON	34.849	85	WALES	23.353	13	85	WALES	58.075	58.075	0.000
14	95	ROGERS	34.933	47	CARSON	23.502	14	95	ROGERS	58.566	59.047	0.481
15	1	MANN	35.144	95	ROGERS	23.633	15	1	MANN	58.902	59.134	0.232
16	96	KENT	35.279	1	MANN	23.758	16	96	KENT	59.214	59.531	0.317
17	75	WOODALL	35.518	65	MOXON	23.902	17	47	CARSON	59.214	59.214	0.000
18	47	CARSON	35.712	45	MACKENZIE	23.910	18	75	WOODALL	59.751	59.751	0.000
19	45	MACKENZIE	35.895	96	KENT	23.935	19	45	MACKENZIE	59.805	1:00.178	0.373
20	565	KERSHAW	36.437	75	WOODALL	24.233	20	565	KERSHAW	1:01.268	1:01.268	0.000
21	13	RYAN	36.622	87	ATKINSON	24.476	21	13	RYAN	1:01.406	1:01.406	0.000
22	87	ATKINSON	37.270	9	HOWLETT	24.776	22	87	ATKINSON	1:01.746	1:01.971	0.225
23	37	LAMACRAFT	37.297	13	RYAN	24.784	23	32	ASHMEAD	1:02.429	1:02.615	0.186
24	32	ASHMEAD	37.322	565	KERSHAW	24.831	24	65	MOXON	1:02.431	56.897	-5.534
25	41	WILLIAMS	37.630	32	ASHMEAD	25.107	25	37	LAMACRAFT	1:02.456	1:02.544	0.088
26	17	BATE	37.679	37	LAMACRAFT	25.159	26	9	HOWLETT	1:02.653	1:02.927	0.274
27	9	HOWLETT	37.877	11	CRIPPS	25.180	27	41	WILLIAMS	1:02.918	1:03.639	0.721
28	11	CRIPPS	38.039	41	WILLIAMS	25.288	28	11	CRIPPS	1:03.219	1:03.232	0.013
29	65	MOXON	38.529	50	YELDHAM	25.529	29	17	BATE	1:03.510	1:05.851	2.341
30	50	YELDHAM	40.113	17	BATE	25.831	30	50	YELDHAM	1:05.642	1:06.573	0.931
31	66	LEWIS	40.229	52	PARKER	26.526	31	66	LEWIS	1:07.097	1:07.719	0.622
32	52	PARKER	40.673	66	LEWIS	26.868	32	52	PARKER	1:07.199	1:07.499	0.300
33	74	LANE	41.941	74	LANE	28.021	33	74	LANE	1:09.962	1:10.153	0.191
34	38	PETTET	49.478				34	55	MANSON-CHUBB		1:01.818	
35												

BMCRC - MRO Championships 2024 - Rnd 1 @ Brands Hatch Indy

BMCRC Formula 400 & BMZRC 250 MZs

QUALIFYING - STATISTICS

Competitors Started	35
Planned Start	2024-03-16 @ 09:48:00.000
Actual Start	2024-03-16 @ 09:51:55.064
Finish Time	2024-03-16 @ 10:01:54.538
Track Length	1.2079mi.
Total Laps	279
Total Distance Covered	337.0168mi.

Session Fastest Lap History

NO	CL	NAME	LAP TIME	TIME OF DAY	LAP	VEHICLE
25	M	Haydon SMITH	1:01.272	09:53:27.275	1	Kawasaki ZXR400
15	M	Nick SMITH	59.853	09:53:27.460	1	Kawasaki ZXR400
90	S	Steve RAPA	59.641	09:53:28.769	1	Honda RVF400
191	M	Craig DANCE	58.740	09:53:34.610	1	Kawasaki ZX400 RR
15	M	Nick SMITH	58.082	09:54:25.542	2	Kawasaki ZXR400
90	S	Steve RAPA	57.756	09:54:26.523	2	Honda RVF400
2	M	Andrew GILL	56.144	09:54:28.082	2	Kawasaki ZXR400
15	M	Nick SMITH	55.058	09:55:20.600	3	Kawasaki ZXR400
15	M	Nick SMITH	54.042	09:57:10.186	5	Kawasaki ZXR400
15	M	Nick SMITH	53.876	09:58:04.063	6	Kawasaki ZXR400
2	M	Andrew GILL	53.669	09:58:10.222	6	Kawasaki ZXR400
15	M	Nick SMITH	53.664	09:58:57.728	7	Kawasaki ZXR400
2	M	Andrew GILL	53.114	09:59:03.335	7	Kawasaki ZXR400

Flag History

TYPE	TIME OF DAY
GREEN	09:51:55.064
FINISH	10:01:54.538

Flag Statistics

TYPE	COUNT	TOTAL LAPS	TOTAL TIME
Green	1	11	11:11.977
Red	0	0	0.000
Safety Car	0	0	0.000
FCY	0	0	0.000

BMCRC - MRO Championships 2024 - Rnd 1 @ Brands Hatch Indy

BMCRC Formula 400 & BMZRC 250 MZs

QUALIFYING - STATISTICS

CLASS : M

12 Starters

Fastest Lap History

NO	NAME	LAP TIME	TIME OF DAY	LAP	VEHICLE
25	Haydon SMITH	1:01.272	09:53:27.275	1	Kawasaki ZXR400
15	Nick SMITH	59.853	09:53:27.460	1	Kawasaki ZXR400
191	Craig DANCE	58.740	09:53:34.610	1	Kawasaki ZX400 RR
15	Nick SMITH	58.082	09:54:25.542	2	Kawasaki ZXR400
2	Andrew GILL	56.144	09:54:28.082	2	Kawasaki ZXR400
15	Nick SMITH	55.058	09:55:20.600	3	Kawasaki ZXR400
15	Nick SMITH	54.042	09:57:10.186	5	Kawasaki ZXR400
15	Nick SMITH	53.876	09:58:04.063	6	Kawasaki ZXR400
2	Andrew GILL	53.669	09:58:10.222	6	Kawasaki ZXR400
15	Nick SMITH	53.664	09:58:57.728	7	Kawasaki ZXR400
2	Andrew GILL	53.114	09:59:03.335	7	Kawasaki ZXR400

BMCRC - MRO Championships 2024 - Rnd 1 @ Brands Hatch Indy

BMCRC Formula 400 & BMZRC 250 MZs

QUALIFYING - STATISTICS

CLASS : S

5 Starters

Fastest Lap History

NO	NAME	LAP TIME	TIME OF DAY	LAP	VEHICLE
90	Steve RAPA	59.641	09:53:28.769	1	Honda RVF400
90	Steve RAPA	57.756	09:54:26.523	2	Honda RVF400
123	Mark GALLAGHER	56.219	09:55:28.505	3	Honda RVF 400
123	Mark GALLAGHER	55.971	09:58:18.132	6	Honda RVF 400
123	Mark GALLAGHER	55.512	09:59:13.643	7	Honda RVF 400

BMCRC - MRO Championships 2024 - Rnd 1 @ Brands Hatch Indy

BMCRC Formula 400 & BMZRC 250 MZs

QUALIFYING - STATISTICS

CLASS : R

2 Starters

Fastest Lap History

NO	NAME	LAP TIME	TIME OF DAY	LAP	VEHICLE
161	Aleisha LAYTON	1:05.661	09:53:47.067	1	Kawasaki NINJA 300
161	Aleisha LAYTON	1:02.502	09:54:49.569	2	Kawasaki NINJA 300
161	Aleisha LAYTON	1:00.428	09:55:49.997	3	Kawasaki NINJA 300
161	Aleisha LAYTON	59.644	09:57:50.466	5	Kawasaki NINJA 300
161	Aleisha LAYTON	58.738	09:58:49.203	6	Kawasaki NINJA 300
161	Aleisha LAYTON	58.417	10:00:47.078	8	Kawasaki NINJA 300
161	Aleisha LAYTON	57.452	10:01:44.533	9	Kawasaki NINJA 300

BMCRC - MRO Championships 2024 - Rnd 1 @ Brands Hatch Indy

BMCRC Formula 400 & BMZRC 250 MZs

QUALIFYING - STATISTICS

CLASS : MZ

13 Starters

Fastest Lap History

NO	NAME	LAP TIME	TIME OF DAY	LAP	VEHICLE
96	Chris KENT	1:03.447	09:53:30.050	1	MZ TS 250
85	Andrew WALES	1:02.478	09:53:34.401	1	MZ ETZ 250
96	Chris KENT	1:00.433	09:54:30.483	2	MZ TS 250
85	Andrew WALES	59.883	09:54:34.282	2	MZ ETZ 250
85	Andrew WALES	58.780	09:55:33.063	3	MZ ETZ 250
85	Andrew WALES	58.075	09:56:31.138	4	MZ ETZ 250

BMCRC - MRO Championships 2024 - Rnd 1 @ Brands Hatch Indy

BMCRC Formula 400 & BMZRC 250 MZs

QUALIFYING - STATISTICS

CLASS : MZ_R

3 Starters

Fastest Lap History

NO	NAME	LAP TIME	TIME OF DAY	LAP	VEHICLE
37	Harry LAMACRAFT	1:04.535	09:53:35.228	1	MZ ETZ 250
37	Harry LAMACRAFT	1:03.051	09:54:38.243	2	MZ ETZ 250
37	Harry LAMACRAFT	1:02.544	09:55:40.822	3	MZ ETZ 250

BMCRC - MRO Championships 2024 - Rnd 1 @ Brands Hatch Indy

BMCRC Formula 400 & BMZRC 250 MZs

RACE 6 - GRID (9 Laps)

ROW 14	42	29	Mark LISTER	41	22	Simon FINCH	40	38	Chris PETTET	
ROW 13		39	74	Kevin LANE	38	66	Graeme LEWIS	37	52	Tony PARKER
ROW 12	36	41	Gary WILLIAMS	35	11	Carl CRIPPS	34	9	Gary HOWLETT	
ROW 11		33	32	John ASHMEAD	32	37	Harry LAMACRAFT	31	13	Gordon RYAN
ROW 10	30	565	Louis KERSHAW	29	75	Peter WOODALL	28	96	Chris KENT	
ROW 9		27	1	Alexander MANN	26	95	Christopher ROGERS	25	85	Andrew WALES
ROW 8	24			23			22			
ROW 7		21			20	999	Jim DALTON	19	50	Jay YELDHAM
ROW 6	18	17	Freddie BATE	17	87	Sam ATKINSON	16	55	Magnus MANSON-CHUBB	
ROW 5		15	45	Marley MACKENZIE	14	47	Adam CARSON	13	171	Dan HANBY
ROW 4	12	58	James ROBINSON	11	161	Aleisha LAYTON	10	67	Simon HARVEY	
ROW 3		9	115	Jake DONKERSLEY	8	65	Andrew MOXON	7	12	Kade WATT
ROW 2	6	90	Steve RAPA	5	191	Craig DANCE	4	123	Mark GALLAGHER	
ROW 1		3	25	Haydon SMITH	2	15	Nick SMITH	1	2	Andrew GILL

Pole

These results are provisional until the conclusion of any judicial and technical matters.

Brands Hatch Indy: 1.2079 miles

Clerk Of Course:	Stewards:	Timekeeper:	<i>Craig Smith</i>	
------------------	-----------	-------------	--------------------	--

Results can be found at www.tsl-timing.com

Printed - 10:06 Saturday, 16 March 2024



BMCRC - MRO Championships 2024 - Rnd 1 @ Brands Hatch Indy

BMCRC Formula 400 & BMZRC 250 MZs

RACE 6 - CLASSIFICATION

Race Distance: 9 Laps / 10.87 miles

POS	NO	CL	PIC	NAME	ENTRY	LAPS	TIME	GAP	DIFF	MPH	BEST	ON	GRD	↑↓
1	2	M	1	Andrew GILL	Kawasaki ZXR400 -	9	8:04.340			80.80	52.510	2	1	0
2	25	M	2	Haydon SMITH	Kawasaki ZXR400 - Shelf & Rail Co.	9	8:07.072	2.732	2.732	80.35	52.942	2	3	1
3	15	M	3	Nick SMITH	Kawasaki ZXR400 - Hi-Precision Engineering Ltd	9	8:08.359	4.019	1.287	80.14	52.780	2	2	-1
4	191	M	4	Craig DANCE	Kawasaki ZX400 RR - 2 Brothers Scaffolding	9	8:16.868	12.528	8.509	78.76	53.949	7	5	1
5	58	M	5	James ROBINSON	Kawasaki ZXR400 -	9	8:26.312	21.972	9.444	77.29	54.544	3	12	7
6	65	M	6	Andrew MOXON	Kawasaki ZXR 400 - Helix Homes Developments ltd	9	8:28.945	24.605	2.633	76.89	55.026	2	8	2
7	90	S	1	Steve RAPA	Honda RVF400 - My Own Fair Hands	9	8:31.454	27.114	2.509	76.52	55.473	3	6	-1
8	12	S	2	Kade WATT	Kawasaki NINJA 400 - 3D Racing	9	8:31.657	27.317	0.203	76.49	55.397	9	7	-1
9	67	M	7	Simon HARVEY	Kawasaki ZX4RR - Retirement Fund Racing	9	8:33.880	29.540	2.223	76.16	55.401	6	10	1
10	115	M	8	Jake DONKERSLEY	Honda VFR400 NC30 -	9	8:34.103	29.763	0.223	76.12	55.483	6	9	-1
11	171	M	9	Dan HANBY	Yamaha FZR 400 - HD Masonry	9	8:42.163	37.823	8.060	74.95	56.231	7	13	2
12	50	R	1	Jay YELDHAM	Kawasaki NINJA 400 - WJR FIBRETECH LTD	9	8:45.616	41.276	3.453	74.46	56.425	7	19	7
13	47	S	3	Adam CARSON	Kawasaki ZXR400 - Allspeed,Tenpin racing, all England dic	9	8:50.720	46.380	5.104	73.74	57.556	7	14	1
14	45	M	10	Marley MACKENZIE	- Kirkcaldy Kawasaki, ELPM	9	8:51.699	47.359	0.979	73.60	57.352	6	15	1
15	87	M	11	Sam ATKINSON	Kawasaki - Major Heat	8	8:16.805	1 Lap	1 Lap	70.02	1:00.173	2	17	2
16	85	MZ	1	Andrew WALES	MZ ETZ 250 - Show Control International	8	8:18.487	1 Lap	1.682	69.78	57.929	7	21	5
17	95	MZ	2	Christopher ROGERS	MZ ETZ 250 - CB Racing	8	8:18.900	1 Lap	0.413	69.73	58.089	5	22	5
18	1	MZ	3	Alexander MANN	MZ TS 250 - HS Racing	8	8:19.852	1 Lap	0.952	69.59	57.448	7	23	5
19	55	M	12	Magnus MANSON-CHUBB	Kawasaki ZXR400L -	8	8:20.906	1 Lap	1.054	69.45	1:00.213	2	16	-3
20	565	MZ	4	Louis KERSHAW	MZ 250 - Team Lucky Streetsy/Walkers Campers	8	8:23.717	1 Lap	2.811	69.06	57.721	8	26	6
21	96	MZ	5	Chris KENT	MZ TS 250 -	8	8:24.340	1 Lap	0.623	68.97	58.248	8	24	3
22	11	MZ_R	1	Carl CRIPPS	MZ ETZ250 - MIS UK LTD	8	8:36.743	1 Lap	12.403	67.32	59.963	8	31	9
23	13	MZ	6	Gordon RYAN	MZ 250 - Prism Work Psychology	8	8:37.786	1 Lap	1.043	67.18	1:00.182	8	27	4
24	37	MZ_R	2	Harry LAMACRAFT	MZ ETZ 250 - All Flower No Power	8	8:38.437	1 Lap	0.651	67.10	1:00.528	8	28	4
25	32	MZ	7	John ASHMEAD	MZ 250 -	8	8:48.666	1 Lap	10.229	65.80	1:01.411	7	29	4
26	999	M	13	Jim DALTON	Kawasaki ZXR400L -	8	8:51.617	1 Lap	2.951	65.43	1:03.575	3	20	-6
27	41	MZ	8	Gary WILLIAMS	MZ ETZ 250 -	8	8:52.091	1 Lap	0.474	65.38	1:01.964	8	32	5
28	9	MZ	9	Gary HOWLETT	MZ TS250 - HS Racing	8	8:53.543	1 Lap	1.452	65.20	1:01.855	3	30	2
29	66	MZ	10	Graeme LEWIS	MZ 250 - Morris Racing Lubricants #MRL	7	8:06.178	2 Laps	1 Lap	62.61	1:04.111	3	34	5
30	52	MZ	11	Tony PARKER	MZ 250 -	7	8:18.987	2 Laps	12.809	61.00	1:05.482	7	33	3
31	38	MZ	12	Chris PETTET	MZ ETZ250 -	7	8:22.973	2 Laps	3.986	60.52	1:05.523	2	36	5
32	74	MZ_R	3	Kevin LANE	MZ MZ - Racing Lane	7	8:44.184	2 Laps	21.211	58.07	1:09.162	6	35	3

NOT CLASSIFIED

DNF	161	S		Aleisha LAYTON	Kawasaki NINJA 300 -	8	7:37.067	1 Lap	0.000	76.11	55.348	5	11	
DNF	123	S		Mark GALLAGHER	Honda RVF 400 -	8	7:40.176	1 Lap	3.109	75.59	56.041	3	4	
DNF	75	MZ		Peter WOODALL	MZ ETZ 250 - Online Lubricants	3	3:28.636	6 Laps	5 Laps	62.52	58.484	2	25	

FASTEST LAP

2	M			Andrew GILL	Kawasaki ZXR400 -	2	52.510			82.81 mph	133.27 kph			
161	S			Aleisha LAYTON	Kawasaki NINJA 300 -	5	55.348			78.56 mph	126.44 kph			
50	R			Jay YELDHAM	Kawasaki NINJA 400 - WJR FIBRETECH LTD	7	56.425			77.06 mph	124.03 kph			
1	MZ			Alexander MANN	MZ TS 250 - HS Racing	7	57.448			75.69 mph	121.82 kph			
11	MZ_R			Carl CRIPPS	MZ ETZ250 - MIS UK LTD	8	59.963			72.52 mph	116.71 kph			

Comments:

Class M - 92.5% of Race Speed = 74.74 mph
 Class S - 92.5% of Race Speed = 70.78 mph
 Class R - 92.5% of Race Speed = 68.87 mph
 Class MZ - 92.5% of Race Speed = 64.54 mph
 Class MZ_R - 92.5% of Race Speed = 62.27 mph

Weather / Track : Cloudy / Dry

Date: 16/03/2024 Start: 12:34 Finish: 12:42

These results are provisional until the conclusion of any judicial and technical matters.

Brands Hatch Indy: 1.2079 miles

Clerk Of Course:

Stewards:

Timekeeper:

Craig Smith



BMCRC - MRO Championships 2024 - Rnd 1 @ Brands Hatch Indy

BMCRC Formula 400 & BMZRC 250 MZs

RACE 6 - LAP CHART

LAP 1 @ 12:35:41.400

NO	BEHIND	LAP TIME
2		57.341
15	0.522	57.863
25	0.805	58.146
191	2.408	59.749
123	3.342	1:00.683
58	4.779	1:02.120
65	5.029	1:02.370
161	5.031	1:02.372
12	5.865	1:03.206
90	6.110	1:03.451
115	6.200	1:03.541
67	6.541	1:03.882
47	7.698	1:05.039
171	7.855	1:05.196
50	8.006	1:05.347
45	9.925	1:07.266
55	10.289	1:07.630
87	11.188	1:08.529
999	18.563	1:15.904
95	31.988	1:29.329
85	32.023	1:29.364
1	32.554	1:29.895
96	33.519	1:30.860
75	33.935	1:31.276
13	34.365	1:31.706
565	35.052	1:32.393
37	35.148	1:32.489
11	35.267	1:32.608
32	37.333	1:34.674
9	37.912	1:35.253
41	38.544	1:35.885
66	39.951	1:37.292
52	42.493	1:39.834
38	42.746	1:40.087
74	45.773	1:43.114

LAP 2 @ 12:36:33.910

NO	BEHIND	LAP TIME
2		52.510
15	0.792	52.780
25	1.237	52.942
191	4.233	54.335
123	7.511	56.679
65	7.545	55.026
58	7.548	55.279
161	8.300	55.779
12	9.413	56.058
90	9.841	56.241
67	9.913	55.882
115	10.174	56.484
171	12.382	57.037
50	13.192	57.696
47	14.719	59.531
45	16.605	59.190
55	17.992	1:00.213
87	18.851	1:00.173
999	31.040	1:04.987
95	37.904	58.426
1	38.340	58.296
85	38.371	58.858
96	39.849	58.840
75	39.909	58.484
565	42.258	59.716

LAP 3 @ 12:37:27.164

NO	BEHIND	LAP TIME
2		53.254
15	0.626	53.088
25	1.833	53.850
38	1 Lap	1:05.523
52	1 Lap	1:07.844
191	5.499	54.520
58	8.838	54.544
74	1 Lap	1:10.014
123	10.298	56.041
65	11.081	56.789
161	11.521	56.475
90	12.060	55.473
67	12.257	55.598
12	12.343	56.184
115	13.009	56.089
171	16.248	57.120
50	17.293	57.355
47	19.699	58.234
45	21.712	58.361
55	26.228	1:01.490
87	26.727	1:01.130
999	41.361	1:03.575
95	43.288	58.638
1	43.734	58.648
85	43.765	58.648
96	45.447	58.852
75	45.531	58.876
565	48.366	59.362
13	49.973	1:00.506
11	51.135	1:00.738
37	51.190	1:00.987

LAP 4 @ 12:38:20.783

NO	BEHIND	LAP TIME
15		52.993
2	0.040	53.659
32	1 Lap	1:01.668
25	1.915	53.701
9	1 Lap	1:01.855
41	1 Lap	1:02.354
191	6.579	54.699
66	1 Lap	1:04.111
58	10.315	55.096
65	13.546	56.084
123	13.657	56.978
90	14.530	56.089
161	15.408	57.506
12	15.572	56.848
67	15.795	57.157
115	15.910	56.520
38	1 Lap	1:07.693
52	1 Lap	1:06.960
171	20.716	58.087
50	21.131	57.457
47	25.015	58.935

LAP 5 @ 12:39:13.995

NO	BEHIND	LAP TIME
15		53.212
2	0.153	53.325
565	1 Lap	59.151
25	2.756	54.053
13	1 Lap	1:01.302
11	1 Lap	1:00.854
37	1 Lap	1:00.936
191	7.778	54.411
32	1 Lap	1:01.832
9	1 Lap	1:02.214
58	12.436	55.333
41	1 Lap	1:02.318
65	16.199	55.865
123	17.075	56.630
90	17.425	56.107
161	17.544	55.348
12	18.396	56.036
67	18.687	56.104
115	18.891	56.193
66	1 Lap	1:04.876
171	24.770	57.266
50	26.158	58.239
47	29.827	58.024
38	1 Lap	1:06.801
45	31.049	57.744
52	1 Lap	1:06.678
87	43.683	1:02.303
55	43.713	1:02.950
74	1 Lap	1:10.577

LAP 6 @ 12:40:06.999

NO	BEHIND	LAP TIME
15		53.004
2	0.408	53.259
95	1 Lap	58.089
85	1 Lap	58.179
1	1 Lap	58.196
25	2.937	53.185
96	1 Lap	59.454
565	1 Lap	58.840
191	9.208	54.434
999	1 Lap	1:04.802
13	1 Lap	1:00.844
11	1 Lap	1:00.439
37	1 Lap	1:00.636
58	15.407	55.975
32	1 Lap	1:01.748
65	20.250	57.055
123	20.702	56.631
90	20.967	56.546
67	21.084	55.401
9	1 Lap	1:02.776
12	21.246	55.854

115	21.370	55.483
161	21.398	56.858
41	1 Lap	1:02.358
171	28.567	56.801
50	29.881	56.727
66	1 Lap	1:05.442
47	34.679	57.856
45	35.397	57.352
38	1 Lap	1:06.703
52	1 Lap	1:05.879
55	52.514	1:01.805
87	52.598	1:01.919

LAP 7 @ 12:41:00.903

NO	BEHIND	LAP TIME
2		53.496
15	0.362	54.266
25	2.713	53.680
95	1 Lap	58.099
85	1 Lap	58.499
1	1 Lap	58.629
74	2 Laps	1:10.188
191	9.253	53.949
96	1 Lap	59.460
565	1 Lap	58.420
58	17.276	55.773
13	1 Lap	1:01.281
11	1 Lap	1:01.262
37	1 Lap	1:01.450
65	21.695	55.349
999	1 Lap	1:05.801
90	22.706	55.643
123	22.889	56.091
12	23.080	55.738
67	23.140	55.960
161	23.722	56.228
115	23.872	56.406
32	1 Lap	1:01.992
41	1 Lap	1:02.139
9	1 Lap	1:03.234
171	30.894	56.231
50	32.402	56.425
47	38.331	57.556
45	39.239	57.746
66	1 Lap	1:04.567

LAP 8 @ 12:41:55.660

NO	BEHIND	LAP TIME
2		54.757
15	1.868	56.263
52	2 Laps	1:06.310
25	2.190	54.234
38	2 Laps	1:08.075
87	1 Lap	1:00.176
55	1 Lap	1:02.035
85	1 Lap	57.929
95	1 Lap	58.404
1	1 Lap	57.448
191	8.623	54.127
565	1 Lap	58.114
96	1 Lap	59.089
58	18.847	56.328
65	22.285	55.347
74	2 Laps	1:09.162
90	24.185	56.236

12	24.659	56.336
67	25.091	56.708
11	1 Lap	59.985
161	25.466	56.501
115	25.609	56.494
13	1 Lap	1:01.099
37	1 Lap	1:00.592
123	28.575	1:00.443
171	33.116	56.979
999	1 Lap	1:05.996
32	1 Lap	1:01.411
50	35.493	57.848
9	1 Lap	1:02.699
41	1 Lap	1:02.827
47	41.330	57.756
45	41.916	57.434

LAP 9 @ 12:42:48.399

NO	BEHIND	LAP TIME
2		52.739
66	2 Laps	1:05.295
25	2.732	53.281
15	4.019	54.890
87	1 Lap	1:01.091
191	12.528	56.644
85	1 Lap	58.622
95	1 Lap	58.993
52	2 Laps	1:05.482
1	1 Lap	59.828
55	1 Lap	1:03.417
38	2 Laps	1:08.091
565	1 Lap	57.721
96	1 Lap	58.248
58	21.972	55.864
65	24.605	55.059
90	27.114	55.668
12	27.317	55.397
67	29.540	57.188
115	29.763	56.893
11	1 Lap	59.963
13	1 Lap	1:00.182
37	1 Lap	1:00.528
171	37.823	57.446
74	2 Laps	1:09.895
50	41.276	58.522
32	1 Lap	1:03.286
47	46.380	57.789
999	1 Lap	1:06.840
45	47.359	58.182
41	1 Lap	1:01.964
9	1 Lap	1:03.505

BMCRC - MRO Championships 2024 - Rnd 1 @ Brands Hatch Indy

BMCRC Formula 400 & BMZRC 250 MZs

RACE 6 - POSITION CHART

No	Name	Lap Pos									
			1	2	3	4	5	6	7	8	9
2	GILL	1	2	2	2	15	15	15	2	2	2
15	SMITH	2	15	15	15	2	2	2	15	15	25
25	SMITH	3	25	25	25	25	25	25	25	25	15
123	GALLAGHER	4	191	191	191	191	191	191	191	191	191
191	DANCE	5	123	123	58	58	58	58	58	58	58
90	RAPA	6	58	65	123	65	65	65	65	65	65
12	WATT	7	65	58	65	123	123	123	90	90	90
65	MOXON	8	161	161	161	90	90	90	123	12	12
115	DONKERSLEY	9	12	12	90	161	161	67	12	67	67
67	HARVEY	10	90	90	67	12	12	12	67	161	115
161	LAYTON	11	115	67	12	67	67	115	161	115	171
58	ROBINSON	12	67	115	115	115	115	161	115	123	50
171	HANBY	13	47	171	171	171	171	171	171	171	47
47	CARSON	14	171	50	50	50	50	50	50	50	45
45	MACKENZIE	15	50	47	47	47	47	47	47	47	47
55	MANSON-CHUBB	16	45	45	45	45	45	45	45	45	45
87	ATKINSON	17	55	55	55	55	87	55	87	87	87
50	YELDHAM	18	87	87	87	87	55	87	55	85	85
999	DALTON	19	999	999	999	85	95	95	85	95	95
85	WALES	20	95	95	95	95	85	85	95	1	1
95	ROGERS	21	85	1	1	1	1	1	1	55	55
1	MANN	22	1	85	85	96	96	96	565	565	565
96	KENT	23	96	96	96	999	565	565	96	96	96
75	WOODALL	24	75	75	75	565	999	13	11	11	11
565	KERSHAW	25	13	565	565	13	13	11	13	13	13
13	RYAN	26	565	13	13	11	11	37	37	37	37
37	LAMACRAFT	27	37	37	11	37	37	999	999	32	32
32	ASHMEAD	28	11	11	37	32	32	32	32	999	999
9	HOWLETT	29	32	32	32	9	9	41	9	41	41
11	CRIPPS	30	9	9	9	41	41	9	41	9	9
41	WILLIAMS	31	41	41	41	66	66	66	66	66	66
52	PARKER	32	66	66	66	38	38	52	52	52	52
66	LEWIS	33	52	38	38	52	52	38	38	38	38
74	LANE	34	38	52	52	74	74	74	74	74	74
38	PETTET	35	74	74	74						

BMCRC - MRO Championships 2024 - Rnd 1 @ Brands Hatch Indy

BMCRC Formula 400 & BMZRC 250 MZs

RACE 6 - SECTOR ANALYSIS



SECTOR 1 = FL to I1, SECTOR 2 = I1 to FL, DIFF = Difference To Personal Best Lap, P = Crossed Finish Line in Pit Lane, D = Time Disallowed

P1		2 M		Andrew GILL		Kawasaki ZXR400 -	
IDEAL LAP TIME : 52.374		BEST LAP TIME : 52.510		DIFFERENCE : 0.136			
LAP	SECTOR 1	SECTOR 2	LAP TIME	MPH	DIFF	TIME OF DAY	
1 -			57.341	75.83	4.831	12:35:41.400	
2 -	31.623	20.887	52.510 (1)	82.81		12:36:33.910	
3 -	31.762	21.492	53.254 (3)	81.65	0.744	12:37:27.164	
4 -	31.852	21.807	53.659	81.04	1.149	12:38:20.823	
5 -	32.494	20.831	53.325	81.54	0.815	12:39:14.148	
6 -	32.316	20.943	53.259	81.65	0.749	12:40:07.407	
7 -	31.810	21.686	53.496	81.28	0.986	12:41:00.903	
8 -	32.042	22.715	54.757	79.41	2.247	12:41:55.660	
9 -	31.543	21.196	52.739 (2)	82.45	0.229	12:42:48.399	

P2		25 M		Haydon SMITH		Kawasaki ZXR400 - Shelf & Rail Co.	
IDEAL LAP TIME : 52.660		BEST LAP TIME : 52.942		DIFFERENCE : 0.282			
LAP	SECTOR 1	SECTOR 2	LAP TIME	MPH	DIFF	TIME OF DAY	
1 -			58.146	74.78	5.204	12:35:42.205	
2 -	31.705	21.237	52.942 (1)	82.13		12:36:35.147	
3 -	32.139	21.711	53.850	80.75	0.908	12:37:28.997	
4 -	32.165	21.536	53.701	80.97	0.759	12:38:22.698	
5 -	32.346	21.707	54.053	80.45	1.111	12:39:16.751	
6 -	31.423	21.762	53.185 (2)	81.76	0.243	12:40:09.936	
7 -	31.854	21.826	53.680	81.00	0.738	12:41:03.616	
8 -	31.893	22.341	54.234	80.18	1.292	12:41:57.850	
9 -	31.612	21.669	53.281 (3)	81.61	0.339	12:42:51.131	

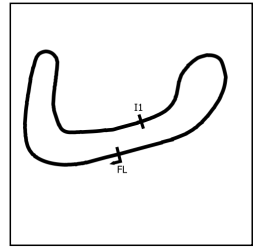
P3		15 M		Nick SMITH		Kawasaki ZXR400 - Hi-Precision Engineering Ltd	
IDEAL LAP TIME : 52.519		BEST LAP TIME : 52.780		DIFFERENCE : 0.261			
LAP	SECTOR 1	SECTOR 2	LAP TIME	MPH	DIFF	TIME OF DAY	
1 -			57.863	75.15	5.083	12:35:41.922	
2 -	31.657	21.123	52.780 (1)	82.39		12:36:34.702	
3 -	31.640	21.448	53.088	81.91	0.308	12:37:27.790	
4 -	31.505	21.488	52.993 (2)	82.05	0.213	12:38:20.783	
5 -	32.198	21.014	53.212	81.72	0.432	12:39:13.995	
6 -	31.927	21.077	53.004 (3)	82.04	0.224	12:40:06.999	
7 -	31.955	22.311	54.266	80.13	1.486	12:41:01.265	
8 -	34.127	22.136	56.263	77.29	3.483	12:41:57.528	
9 -	33.084	21.806	54.890	79.22	2.110	12:42:52.418	

P4		191 M		Craig DANCE		Kawasaki ZX400 RR - 2 Brothers Scaffolding	
IDEAL LAP TIME : 53.930		BEST LAP TIME : 53.949		DIFFERENCE : 0.019			
LAP	SECTOR 1	SECTOR 2	LAP TIME	MPH	DIFF	TIME OF DAY	
1 -			59.749	72.78	5.800	12:35:43.808	
2 -	32.450	21.885	54.335 (3)	80.03	0.386	12:36:38.143	
3 -	32.639	21.881	54.520	79.76	0.571	12:37:32.663	
4 -	32.535	22.164	54.699	79.50	0.750	12:38:27.362	
5 -	32.438	21.973	54.411	79.92	0.462	12:39:21.773	
6 -	32.389	22.045	54.434	79.88	0.485	12:40:16.207	
7 -	32.162	21.787	53.949 (1)	80.60		12:41:10.156	
8 -	32.359	21.768	54.127 (2)	80.34	0.178	12:42:04.283	
9 -	33.443	23.201	56.644	76.77	2.695	12:43:00.927	

BMCRC - MRO Championships 2024 - Rnd 1 @ Brands Hatch Indy

BMCRC Formula 400 & BMZRC 250 MZs

RACE 6 - SECTOR ANALYSIS



SECTOR 1 = FL to I1, SECTOR 2 = I1 to FL, DIFF = Difference To Personal Best Lap, P = Crossed Finish Line in Pit Lane, D = Time Disallowed

P5		58 M		James ROBINSON		Kawasaki ZXR400 -	
IDEAL LAP TIME : 54.466		BEST LAP TIME : 54.544		DIFFERENCE : 0.078			
LAP	SECTOR 1	SECTOR 2	LAP TIME	MPH	DIFF	TIME OF DAY	
1 -			1:02.120	70.00	7.576	12:35:46.179	
2 -	33.022	22.257	55.279 (3)	78.66	0.735	12:36:41.458	
3 -	32.530	22.014	54.544 (1)	79.72		12:37:36.002	
4 -	33.160	21.936	55.096 (2)	78.92	0.552	12:38:31.098	
5 -	33.246	22.087	55.333	78.58	0.789	12:39:26.431	
6 -	33.676	22.299	55.975	77.68	1.431	12:40:22.406	
7 -	33.313	22.460	55.773	77.96	1.229	12:41:18.179	
8 -	33.267	23.061	56.328	77.20	1.784	12:42:14.507	
9 -	33.386	22.478	55.864	77.84	1.320	12:43:10.371	

P6		65 M		Andrew MOXON		Kawasaki ZXR 400 - Helix Homes Developments ltd	
IDEAL LAP TIME :		BEST LAP TIME : 55.026		DIFFERENCE :			
LAP	SECTOR 1	SECTOR 2	LAP TIME	MPH	DIFF	TIME OF DAY	
1 -			1:02.370	69.72	7.343	12:35:46.429	
2 -			55.026 (1)	79.02		12:36:41.455	
3 -			56.789	76.57	1.762	12:37:38.245	
4 -			56.084	77.53	1.057	12:38:34.329	
5 -			55.865	77.84	0.838	12:39:30.194	
6 -			57.055	76.21	2.028	12:40:27.249	
7 -			55.349	78.56	0.322	12:41:22.598	
8 -			55.347 (3)	78.56	0.320	12:42:17.945	
9 -			55.059 (2)	78.98	0.032	12:43:13.004	

P7		90 S		Steve RAPA		Honda RVF400 - My Own Fair Hands	
IDEAL LAP TIME : 55.344		BEST LAP TIME : 55.473		DIFFERENCE : 0.129			
LAP	SECTOR 1	SECTOR 2	LAP TIME	MPH	DIFF	TIME OF DAY	
1 -		22.841	1:03.451	68.53	7.978	12:35:47.510	
2 -	33.744	22.497	56.241	77.32	0.768	12:36:43.751	
3 -	33.145	22.328	55.473 (1)	78.39		12:37:39.224	
4 -	33.478	22.611	56.089	77.53	0.616	12:38:35.313	
5 -	33.720	22.387	56.107	77.50	0.634	12:39:31.420	
6 -	33.577	22.969	56.546	76.90	1.073	12:40:27.966	
7 -	33.378	22.265	55.643 (2)	78.15	0.170	12:41:23.609	
8 -	33.210	23.026	56.236	77.32	0.763	12:42:19.845	
9 -	33.469	22.199	55.668 (3)	78.11	0.195	12:43:15.513	

P8		12 S		Kade WATT		Kawasaki NINJA 400 - 3D Racing	
IDEAL LAP TIME : 54.913		BEST LAP TIME : 55.397		DIFFERENCE : 0.484			
LAP	SECTOR 1	SECTOR 2	LAP TIME	MPH	DIFF	TIME OF DAY	
1 -		22.767	1:03.206	68.80	7.809	12:35:47.265	
2 -	33.841	22.217	56.058	77.57	0.661	12:36:43.323	
3 -	33.295	22.889	56.184	77.39	0.787	12:37:39.507	
4 -	33.508	23.340	56.848	76.49	1.451	12:38:36.355	
5 -	33.397	22.639	56.036	77.60	0.639	12:39:32.391	
6 -	33.034	22.820	55.854 (3)	77.85	0.457	12:40:28.245	
7 -	33.859	21.879	55.738 (2)	78.01	0.341	12:41:23.983	
8 -	33.299	23.037	56.336	77.19	0.939	12:42:20.319	
9 -	33.170	22.227	55.397 (1)	78.49		12:43:15.716	

BMCRC - MRO Championships 2024 - Rnd 1 @ Brands Hatch Indy

BMCRC Formula 400 & BMZRC 250 MZs

RACE 6 - SECTOR ANALYSIS



SECTOR 1 = FL to I1, SECTOR 2 = I1 to FL, DIFF = Difference To Personal Best Lap, P = Crossed Finish Line in Pit Lane, D = Time Disallowed

P9 67 M		Simon HARVEY		Kawasaki ZX4RR - Retirement Fund Racing		
IDEAL LAP TIME : 54.909		BEST LAP TIME : 55.401		DIFFERENCE : 0.492		
LAP	SECTOR 1	SECTOR 2	LAP TIME	MPH	DIFF	TIME OF DAY
1 -		22.876	1:03.882	68.07	8.481	12:35:47.941
2 -	33.735	22.147	55.882 (3)	77.81	0.481	12:36:43.823
3 -	33.258	22.340	55.598 (2)	78.21	0.197	12:37:39.421
4 -	34.095	23.062	57.157	76.08	1.756	12:38:36.578
5 -	33.396	22.708	56.104	77.50	0.703	12:39:32.682
6 -	33.382	22.019	55.401 (1)	78.49		12:40:28.083
7 -	34.309	21.651	55.960	77.70	0.559	12:41:24.043
8 -	34.139	22.569	56.708	76.68	1.307	12:42:20.751
9 -	33.748	23.440	57.188	76.04	1.787	12:43:17.939

P10 115 M		Jake DONKERSLEY		Honda VFR400 NC30 -		
IDEAL LAP TIME : 55.220		BEST LAP TIME : 55.483		DIFFERENCE : 0.263		
LAP	SECTOR 1	SECTOR 2	LAP TIME	MPH	DIFF	TIME OF DAY
1 -		22.664	1:03.541	68.43	8.058	12:35:47.600
2 -	34.090	22.394	56.484	76.98	1.001	12:36:44.084
3 -	33.909	22.180	56.089 (2)	77.53	0.606	12:37:40.173
4 -	34.147	22.373	56.520	76.93	1.037	12:38:36.693
5 -	33.759	22.434	56.193 (3)	77.38	0.710	12:39:32.886
6 -	33.247	22.236	55.483 (1)	78.37		12:40:28.369
7 -	34.433	21.973	56.406	77.09	0.923	12:41:24.775
8 -	33.732	22.762	56.494	76.97	1.011	12:42:21.269
9 -	33.977	22.916	56.893	76.43	1.410	12:43:18.162

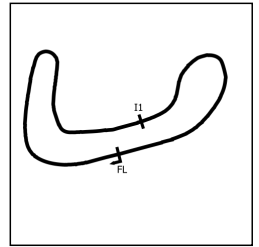
P11 171 M		Dan HANBY		Yamaha FZR 400 - HD Masonry		
IDEAL LAP TIME : 56.231		BEST LAP TIME : 56.231		DIFFERENCE : 0.000		
LAP	SECTOR 1	SECTOR 2	LAP TIME	MPH	DIFF	TIME OF DAY
1 -		23.723	1:05.196	66.70	8.965	12:35:49.255
2 -	34.147	22.890	57.037	76.24	0.806	12:36:46.292
3 -	34.339	22.781	57.120	76.13	0.889	12:37:43.412
4 -	35.244	22.843	58.087	74.86	1.856	12:38:41.499
5 -	34.343	22.923	57.266	75.93	1.035	12:39:38.765
6 -	34.122	22.679	56.801 (2)	76.55	0.570	12:40:35.566
7 -	33.711	22.520	56.231 (1)	77.33		12:41:31.797
8 -	34.383	22.596	56.979 (3)	76.31	0.748	12:42:28.776
9 -	34.604	22.842	57.446	75.69	1.215	12:43:26.222

P12 50 R		Jay YELDHAM		Kawasaki NINJA 400 - WJR FIBRETECH LTD		
IDEAL LAP TIME : 56.407		BEST LAP TIME : 56.425		DIFFERENCE : 0.018		
LAP	SECTOR 1	SECTOR 2	LAP TIME	MPH	DIFF	TIME OF DAY
1 -		23.204	1:05.347	66.54	8.922	12:35:49.406
2 -	34.662	23.034	57.696	75.37	1.271	12:36:47.102
3 -	34.504	22.851	57.355 (3)	75.81	0.930	12:37:44.457
4 -	34.449	23.008	57.457	75.68	1.032	12:38:41.914
5 -	35.094	23.145	58.239	74.66	1.814	12:39:40.153
6 -	33.816	22.911	56.727 (2)	76.65	0.302	12:40:36.880
7 -	33.556	22.869	56.425 (1)	77.06		12:41:33.305
8 -	34.886	22.962	57.848	75.17	1.423	12:42:31.153
9 -	35.167	23.355	58.522	74.30	2.097	12:43:29.675

BMCRC - MRO Championships 2024 - Rnd 1 @ Brands Hatch Indy

BMCRC Formula 400 & BMZRC 250 MZs

RACE 6 - SECTOR ANALYSIS



SECTOR 1 = FL to I1, SECTOR 2 = I1 to FL, DIFF = Difference To Personal Best Lap, P = Crossed Finish Line in Pit Lane, D = Time Disallowed

P13 47 S Adam CARSON		Kawasaki ZXR400 - Allspeed,Tenpin racing, all England diamor				
IDEAL LAP TIME : 57.203		BEST LAP TIME : 57.556		DIFFERENCE : 0.353		
LAP	SECTOR 1	SECTOR 2	LAP TIME	MPH	DIFF	TIME OF DAY
1 -		23.528	1:05.039	66.86	7.483	12:35:49.098
2 -	35.954	23.577	59.531	73.04	1.975	12:36:48.629
3 -	35.108	23.126	58.234	74.67	0.678	12:37:46.863
4 -	35.082	23.853	58.935	73.78	1.379	12:38:45.798
5 -	34.823	23.201	58.024	74.94	0.468	12:39:43.822
6 -	34.779	23.077	57.856	75.16	0.300	12:40:41.678
7 -	34.665	22.891	57.556 (1)	75.55		12:41:39.234
8 -	35.052	22.704	57.756 (2)	75.29	0.200	12:42:36.990
9 -	34.499	23.290	57.789 (3)	75.24	0.233	12:43:34.779

P14 45 M Marley MACKENZIE		- Kirkcaldy Kawasaki, ELPM				
IDEAL LAP TIME : 57.160		BEST LAP TIME : 57.352		DIFFERENCE : 0.192		
LAP	SECTOR 1	SECTOR 2	LAP TIME	MPH	DIFF	TIME OF DAY
1 -		23.979	1:07.266	64.64	9.914	12:35:51.325
2 -	35.598	23.592	59.190	73.46	1.838	12:36:50.515
3 -	34.870	23.491	58.361	74.51	1.009	12:37:48.876
4 -	34.993	23.431	58.424	74.43	1.072	12:38:47.300
5 -	34.468	23.276	57.744 (3)	75.30	0.392	12:39:45.044
6 -	34.275	23.077	57.352 (1)	75.82		12:40:42.396
7 -	34.748	22.998	57.746	75.30	0.394	12:41:40.142
8 -	34.297	23.137	57.434 (2)	75.71	0.082	12:42:37.576
9 -	34.162	24.020	58.182	74.74	0.830	12:43:35.758

P15 87 M Sam ATKINSON		Kawasaki - Major Heat				
IDEAL LAP TIME : 1:00.060		BEST LAP TIME : 1:00.173		DIFFERENCE : 0.113		
LAP	SECTOR 1	SECTOR 2	LAP TIME	MPH	DIFF	TIME OF DAY
1 -		24.205	1:08.529	63.45	8.356	12:35:52.588
2 -	36.342	23.831	1:00.173 (1)	72.26		12:36:52.761
3 -	37.016	24.114	1:01.130	71.13	0.957	12:37:53.891
4 -	37.193	24.291	1:01.484	70.72	1.311	12:38:55.375
5 -	37.285	25.018	1:02.303	69.79	2.130	12:39:57.678
6 -	37.693	24.226	1:01.919	70.23	1.746	12:40:59.597
7 -	36.229	23.947	1:00.176 (2)	72.26	0.003	12:41:59.773
8 -	37.035	24.056	1:01.091 (3)	71.18	0.918	12:43:00.864

P16 85 MZ Andrew WALES		MZ ETZ 250 - Show Control International				
IDEAL LAP TIME : 57.692		BEST LAP TIME : 57.929		DIFFERENCE : 0.237		
LAP	SECTOR 1	SECTOR 2	LAP TIME	MPH	DIFF	TIME OF DAY
1 -		23.415	1:29.364	48.66	31.435	12:36:13.423
2 -	34.953	23.905	58.858	73.88	0.929	12:37:12.281
3 -	35.263	23.385	58.648	74.14	0.719	12:38:10.929
4 -	35.009	23.379	58.388 (3)	74.47	0.459	12:39:09.317
5 -	34.649	23.530	58.179 (2)	74.74	0.250	12:40:07.496
6 -	34.318	24.181	58.499	74.33	0.570	12:41:05.995
7 -	34.555	23.374	57.929 (1)	75.06		12:42:03.924
8 -	35.090	23.532	58.622	74.18	0.693	12:43:02.546

BMCRC - MRO Championships 2024 - Rnd 1 @ Brands Hatch Indy

BMCRC Formula 400 & BMZRC 250 MZs

RACE 6 - SECTOR ANALYSIS



SECTOR 1 = FL to I1, SECTOR 2 = I1 to FL, DIFF = Difference To Personal Best Lap, P = Crossed Finish Line in Pit Lane, D = Time Disallowed

P17 95 MZ Christopher ROGERS		MZ ETZ 250 - CB Racing				
IDEAL LAP TIME : 57.709		BEST LAP TIME : 58.089		DIFFERENCE : 0.380		
LAP	SECTOR 1	SECTOR 2	LAP TIME	MPH	DIFF	TIME OF DAY
1 -		23.521	1:29.329	48.68	31.240	12:36:13.388
2 -	34.994	23.432	58.426	74.42	0.337	12:37:11.814
3 -	35.276	23.362	58.638	74.16	0.549	12:38:10.452
4 -	35.374	23.548	58.922	73.80	0.833	12:39:09.374
5 -	34.695	23.394	58.089 (1)	74.86		12:40:07.463
6 -	34.415	23.684	58.099 (2)	74.84	0.010	12:41:05.562
7 -	35.022	23.382	58.404 (3)	74.45	0.315	12:42:03.966
8 -	35.699	23.294	58.993	73.71	0.904	12:43:02.959

P18 1 MZ Alexander MANN		MZ TS 250 - HS Racing				
IDEAL LAP TIME : 57.448		BEST LAP TIME : 57.448		DIFFERENCE : 0.000		
LAP	SECTOR 1	SECTOR 2	LAP TIME	MPH	DIFF	TIME OF DAY
1 -		23.407	1:29.895	48.37	32.447	12:36:13.954
2 -	35.122	23.174	58.296 (3)	74.59	0.848	12:37:12.250
3 -	35.503	23.145	58.648	74.14	1.200	12:38:10.898
4 -	35.548	23.364	58.912	73.81	1.464	12:39:09.810
5 -	34.971	23.225	58.196 (2)	74.72	0.748	12:40:08.006
6 -	34.633	23.996	58.629	74.17	1.181	12:41:06.635
7 -	34.510	22.938	57.448 (1)	75.69		12:42:04.083
8 -	35.740	24.088	59.828	72.68	2.380	12:43:03.911

P19 55 M Magnus MANSON-CHUBB		Kawasaki ZXR400L -				
IDEAL LAP TIME : 1:00.213		BEST LAP TIME : 1:00.213		DIFFERENCE : 0.000		
LAP	SECTOR 1	SECTOR 2	LAP TIME	MPH	DIFF	TIME OF DAY
1 -		24.006	1:07.630	64.29	7.417	12:35:51.689
2 -	36.418	23.795	1:00.213 (1)	72.22		12:36:51.902
3 -	37.242	24.248	1:01.490 (3)	70.72	1.277	12:37:53.392
4 -	37.019	24.347	1:01.366 (2)	70.86	1.153	12:38:54.758
5 -	37.592	25.358	1:02.950	69.08	2.737	12:39:57.708
6 -	37.305	24.500	1:01.805	70.36	1.592	12:40:59.513
7 -	37.539	24.496	1:02.035	70.09	1.822	12:42:01.548
8 -	37.965	25.452	1:03.417	68.57	3.204	12:43:04.965

P20 565 MZ Louis KERSHAW		MZ 250 - Team Lucky Streetsy/Walkers Campers				
IDEAL LAP TIME : 57.721		BEST LAP TIME : 57.721		DIFFERENCE : 0.000		
LAP	SECTOR 1	SECTOR 2	LAP TIME	MPH	DIFF	TIME OF DAY
1 -		23.998	1:32.393	47.06	34.672	12:36:16.452
2 -	35.477	24.239	59.716	72.82	1.995	12:37:16.168
3 -	35.661	23.701	59.362	73.25	1.641	12:38:15.530
4 -	35.324	23.827	59.151	73.51	1.430	12:39:14.681
5 -	35.241	23.599	58.840	73.90	1.119	12:40:13.521
6 -	34.849	23.571	58.420 (3)	74.43	0.699	12:41:11.941
7 -	34.707	23.407	58.114 (2)	74.82	0.393	12:42:10.055
8 -	34.475	23.246	57.721 (1)	75.33		12:43:07.776

P21 96 MZ Chris KENT		MZ TS 250 -				
IDEAL LAP TIME : 58.248		BEST LAP TIME : 58.248		DIFFERENCE : 0.000		
LAP	SECTOR 1	SECTOR 2	LAP TIME	MPH	DIFF	TIME OF DAY
1 -		24.327	1:30.860	47.86	32.612	12:36:14.919
2 -	35.099	23.741	58.840 (2)	73.90	0.592	12:37:13.759
3 -	35.205	23.647	58.852 (3)	73.89	0.604	12:38:12.611
4 -	35.191	24.346	59.537	73.04	1.289	12:39:12.148
5 -	35.685	23.769	59.454	73.14	1.206	12:40:11.602
6 -	35.595	23.865	59.460	73.13	1.212	12:41:11.062
7 -	35.424	23.665	59.089	73.59	0.841	12:42:10.151
8 -	34.946	23.302	58.248 (1)	74.65		12:43:08.399

BMCRC - MRO Championships 2024 - Rnd 1 @ Brands Hatch Indy

BMCRC Formula 400 & BMZRC 250 MZs

RACE 6 - SECTOR ANALYSIS



SECTOR 1 = FL to I1, SECTOR 2 = I1 to FL, DIFF = Difference To Personal Best Lap, P = Crossed Finish Line in Pit Lane, D = Time Disallowed

P22 11 MZ_R Carl CRIPPS			MZ ETZ250 - MIS UK LTD			
IDEAL LAP TIME : 59.637		BEST LAP TIME : 59.963		DIFFERENCE : 0.326		
LAP	SECTOR 1	SECTOR 2	LAP TIME	MPH	DIFF	TIME OF DAY
1 -		24.434	1:32.608	46.95	32.645	12:36:16.667
2 -	36.361	24.533	1:00.894	71.41	0.931	12:37:17.561
3 -	36.187	24.551	1:00.738	71.59	0.775	12:38:18.299
4 -	35.581	25.273	1:00.854	71.45	0.891	12:39:19.153
5 -	35.886	24.553	1:00.439 (3)	71.95	0.476	12:40:19.592
6 -	36.526	24.736	1:01.262	70.98	1.299	12:41:20.854
7 -	35.890	24.095	59.985 (2)	72.49	0.022	12:42:20.839
8 -	35.907	24.056	59.963 (1)	72.52		12:43:20.802

P23 13 MZ Gordon RYAN			MZ 250 - Prism Work Psychology			
IDEAL LAP TIME : 1:00.182		BEST LAP TIME : 1:00.182		DIFFERENCE : 0.000		
LAP	SECTOR 1	SECTOR 2	LAP TIME	MPH	DIFF	TIME OF DAY
1 -		24.404	1:31.706	47.41	31.524	12:36:15.765
2 -	36.130	24.736	1:00.866	71.44	0.684	12:37:16.631
3 -	36.152	24.354	1:00.506 (2)	71.87	0.324	12:38:17.137
4 -	36.628	24.674	1:01.302	70.93	1.120	12:39:18.439
5 -	36.404	24.440	1:00.844 (3)	71.47	0.662	12:40:19.283
6 -	36.821	24.460	1:01.281	70.96	1.099	12:41:20.564
7 -	36.181	24.918	1:01.099	71.17	0.917	12:42:21.663
8 -	35.952	24.230	1:00.182 (1)	72.25		12:43:21.845

P24 37 MZ_R Harry LAMACRAFT			MZ ETZ 250 - All Flower No Power			
IDEAL LAP TIME : 1:00.264		BEST LAP TIME : 1:00.528		DIFFERENCE : 0.264		
LAP	SECTOR 1	SECTOR 2	LAP TIME	MPH	DIFF	TIME OF DAY
1 -		24.631	1:32.489	47.01	31.961	12:36:16.548
2 -	36.182	24.637	1:00.819	71.50	0.291	12:37:17.367
3 -	36.211	24.776	1:00.987	71.30	0.459	12:38:18.354
4 -	36.076	24.860	1:00.936	71.36	0.408	12:39:19.290
5 -	36.174	24.462	1:00.636 (3)	71.71	0.108	12:40:19.926
6 -	36.403	25.047	1:01.450	70.76	0.922	12:41:21.376
7 -	35.975	24.617	1:00.592 (2)	71.76	0.064	12:42:21.968
8 -	35.802	24.726	1:00.528 (1)	71.84		12:43:22.496

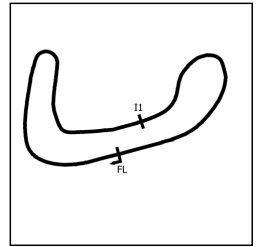
P25 32 MZ John ASHMEAD			MZ 250 -			
IDEAL LAP TIME : 1:01.325		BEST LAP TIME : 1:01.411		DIFFERENCE : 0.086		
LAP	SECTOR 1	SECTOR 2	LAP TIME	MPH	DIFF	TIME OF DAY
1 -		25.103	1:34.674	45.93	33.263	12:36:18.733
2 -	37.001	25.054	1:02.055	70.07	0.644	12:37:20.788
3 -	36.747	24.921	1:01.668 (2)	70.51	0.257	12:38:22.456
4 -	36.649	25.183	1:01.832	70.32	0.421	12:39:24.288
5 -	36.726	25.022	1:01.748 (3)	70.42	0.337	12:40:26.036
6 -	36.881	25.111	1:01.992	70.14	0.581	12:41:28.028
7 -	36.735	24.676	1:01.411 (1)	70.81		12:42:29.439
8 -	38.514	24.772	1:03.286	68.71	1.875	12:43:32.725

P26 999 M Jim DALTON			Kawasaki ZXR400L -			
IDEAL LAP TIME : 1:03.537		BEST LAP TIME : 1:03.575		DIFFERENCE : 0.038		
LAP	SECTOR 1	SECTOR 2	LAP TIME	MPH	DIFF	TIME OF DAY
1 -		26.603	1:15.904	57.29	12.329	12:35:59.963
2 -	39.277	25.710	1:04.987	66.91	1.412	12:37:04.950
3 -	38.388	25.187	1:03.575 (1)	68.40		12:38:08.525
4 -	38.563	25.149	1:03.712 (2)	68.25	0.137	12:39:12.237
5 -	39.408	25.394	1:04.802 (3)	67.10	1.227	12:40:17.039
6 -	39.553	26.248	1:05.801	66.08	2.226	12:41:22.840
7 -	39.387	26.609	1:05.996	65.89	2.421	12:42:28.836
8 -	40.511	26.329	1:06.840	65.05	3.265	12:43:35.676

BMCRC - MRO Championships 2024 - Rnd 1 @ Brands Hatch Indy

BMCRC Formula 400 & BMZRC 250 MZs

RACE 6 - SECTOR ANALYSIS



SECTOR 1 = FL to I1, SECTOR 2 = I1 to FL, DIFF = Difference To Personal Best Lap, P = Crossed Finish Line in Pit Lane, D = Time Disallowed

P27 41 MZ Gary WILLIAMS			MZ ETZ 250 -			
IDEAL LAP TIME : 1:01.695		BEST LAP TIME : 1:01.964		DIFFERENCE : 0.269		
LAP	SECTOR 1	SECTOR 2	LAP TIME	MPH	DIFF	TIME OF DAY
1 -		25.283	1:35.885	45.35	33.921	12:36:19.944
2 -	37.260	24.986	1:02.246 (3)	69.86	0.282	12:37:22.190
3 -	37.375	24.979	1:02.354	69.74	0.390	12:38:24.544
4 -	37.471	24.847	1:02.318	69.78	0.354	12:39:26.862
5 -	37.144	25.214	1:02.358	69.73	0.394	12:40:29.220
6 -	37.081	25.058	1:02.139 (2)	69.98	0.175	12:41:31.359
7 -	38.134	24.693	1:02.827	69.21	0.863	12:42:34.186
8 -	37.002	24.962	1:01.964 (1)	70.17		12:43:36.150

P28 9 MZ Gary HOWLETT			MZ TS250 - HS Racing			
IDEAL LAP TIME : 1:01.715		BEST LAP TIME : 1:01.855		DIFFERENCE : 0.140		
LAP	SECTOR 1	SECTOR 2	LAP TIME	MPH	DIFF	TIME OF DAY
1 -		24.859	1:35.253	45.65	33.398	12:36:19.312
2 -	37.537	24.470	1:02.007 (2)	70.13	0.152	12:37:21.319
3 -	37.245	24.610	1:01.855 (1)	70.30		12:38:23.174
4 -	37.599	24.615	1:02.214 (3)	69.89	0.359	12:39:25.388
5 -	37.834	24.942	1:02.776	69.27	0.921	12:40:28.164
6 -	38.161	25.073	1:03.234	68.77	1.379	12:41:31.398
7 -	37.965	24.734	1:02.699	69.35	0.844	12:42:34.097
8 -	37.947	25.558	1:03.505	68.47	1.650	12:43:37.602

P29 66 MZ Graeme LEWIS			MZ 250 - Morris Racing Lubricants #MRL			
IDEAL LAP TIME : 1:04.111		BEST LAP TIME : 1:04.111		DIFFERENCE : 0.000		
LAP	SECTOR 1	SECTOR 2	LAP TIME	MPH	DIFF	TIME OF DAY
1 -		25.727	1:37.292	44.69	33.181	12:36:21.351
2 -	38.692	25.903	1:04.595 (3)	67.32	0.484	12:37:25.946
3 -	38.473	25.638	1:04.111 (1)	67.82		12:38:30.057
4 -	39.092	25.784	1:04.876	67.02	0.765	12:39:34.933
5 -	39.103	26.339	1:05.442	66.44	1.331	12:40:40.375
6 -	38.827	25.740	1:04.567 (2)	67.35	0.456	12:41:44.942
7 -	38.856	26.439	1:05.295	66.59	1.184	12:42:50.237

P30 52 MZ Tony PARKER			MZ 250 -			
IDEAL LAP TIME : 1:05.276		BEST LAP TIME : 1:05.482		DIFFERENCE : 0.206		
LAP	SECTOR 1	SECTOR 2	LAP TIME	MPH	DIFF	TIME OF DAY
1 -		26.603	1:39.834	43.55	34.352	12:36:23.893
2 -	40.498	27.346	1:07.844	64.09	2.362	12:37:31.737
3 -	40.274	26.686	1:06.960	64.94	1.478	12:38:38.697
4 -	40.339	26.339	1:06.678	65.21	1.196	12:39:45.375
5 -	39.248	26.631	1:05.879 (2)	66.00	0.397	12:40:51.254
6 -	40.053	26.257	1:06.310 (3)	65.57	0.828	12:41:57.564
7 -	39.454	26.028	1:05.482 (1)	66.40		12:43:03.046

P31 38 MZ Chris PETTET			MZ ETZ250 -			
IDEAL LAP TIME : 1:05.523		BEST LAP TIME : 1:05.523		DIFFERENCE : 0.000		
LAP	SECTOR 1	SECTOR 2	LAP TIME	MPH	DIFF	TIME OF DAY
1 -		26.208	1:40.087	43.44	34.564	12:36:24.146
2 -	39.418	26.105	1:05.523 (1)	66.36		12:37:29.669
3 -	40.865	26.828	1:07.693	64.24	2.170	12:38:37.362
4 -	40.378	26.423	1:06.801 (3)	65.09	1.278	12:39:44.163
5 -	40.414	26.289	1:06.703 (2)	65.19	1.180	12:40:50.866
6 -	40.756	27.319	1:08.075	63.87	2.552	12:41:58.941
7 -	40.094	27.997	1:08.091	63.86	2.568	12:43:07.032

BMCRC - MRO Championships 2024 - Rnd 1 @ Brands Hatch Indy

BMCRC Formula 400 & BMZRC 250 MZs

RACE 6 - SECTOR ANALYSIS



SECTOR 1 = FL to I1, SECTOR 2 = I1 to FL, DIFF = Difference To Personal Best Lap, P = Crossed Finish Line in Pit Lane, D = Time Disallowed

P32	74 MZ_R	Kevin LANE	MZ MZ - Racing Lane			
IDEAL LAP TIME : 1:08.836		BEST LAP TIME : 1:09.162		DIFFERENCE : 0.326		

LAP	SECTOR 1	SECTOR 2	LAP TIME	MPH	DIFF	TIME OF DAY
1 -		27.483	1:43.114	42.17	33.952	12:36:27.173
2 -	42.107	27.907	1:10.014 (3)	62.11	0.852	12:37:37.187
3 -	42.766	28.468	1:11.234	61.04	2.072	12:38:48.421
4 -	42.569	28.008	1:10.577	61.61	1.415	12:39:58.998
5 -	42.463	27.725	1:10.188	61.95	1.026	12:41:09.186
6 -	41.353	27.809	1:09.162 (1)	62.87		12:42:18.348
7 -	41.830	28.065	1:09.895 (2)	62.21	0.733	12:43:28.243

P33	161 S	Aleisha LAYTON	Kawasaki NINJA 300 -			
IDEAL LAP TIME : 54.764		BEST LAP TIME : 55.348		DIFFERENCE : 0.584		

LAP	SECTOR 1	SECTOR 2	LAP TIME	MPH	DIFF	TIME OF DAY
1 -			1:02.372	69.72	7.024	12:35:46.431
2 -	33.482	22.297	55.779 (2)	77.96	0.431	12:36:42.210
3 -	34.133	22.342	56.475	77.00	1.127	12:37:38.685
4 -	33.736	23.770	57.506	75.62	2.158	12:38:36.191
5 -	33.090	22.258	55.348 (1)	78.56		12:39:31.539
6 -	33.616	23.242	56.858	76.48	1.510	12:40:28.397
7 -	34.292	21.936	56.228 (3)	77.33	0.880	12:41:24.625
8 -	33.696	22.805	56.501	76.96	1.153	12:42:21.126

P34	123 S	Mark GALLAGHER	Honda RVF 400 -			
IDEAL LAP TIME : 55.639		BEST LAP TIME : 56.041		DIFFERENCE : 0.402		

LAP	SECTOR 1	SECTOR 2	LAP TIME	MPH	DIFF	TIME OF DAY
1 -			1:00.683	71.66	4.642	12:35:44.742
2 -	34.080	22.599	56.679	76.72	0.638	12:36:41.421
3 -	33.551	22.490	56.041 (1)	77.59		12:37:37.462
4 -	33.938	23.040	56.978	76.32	0.937	12:38:34.440
5 -	34.274	22.356	56.630 (3)	76.78	0.589	12:39:31.070
6 -	33.699	22.932	56.631	76.78	0.590	12:40:27.701
7 -	34.003	22.088	56.091 (2)	77.52	0.050	12:41:23.792
8 -	33.697	26.746	1:00.443	71.94	4.402	12:42:24.235

P35	75 MZ	Peter WOODALL	MZ ETZ 250 - Online Lubricants			
IDEAL LAP TIME : 58.484		BEST LAP TIME : 58.484		DIFFERENCE : 0.000		

LAP	SECTOR 1	SECTOR 2	LAP TIME	MPH	DIFF	TIME OF DAY
1 -		23.857	1:31.276	47.64	32.792	12:36:15.335
2 -	34.832	23.652	58.484 (1)	74.35		12:37:13.819
3 -	35.109	23.767	58.876 (2)	73.86	0.392	12:38:12.695

BMCRC - MRO Championships 2024 - Rnd 1 @ Brands Hatch Indy

BMCRC Formula 400 & BMZRC 250 MZs

RACE 6 - BEST SECTORS

SECTOR 1			SECTOR 2			IDEAL / BEST COMPARISON						
POS	NO	NAME	TIME	NO	NAME	TIME	POS	NO	NAME	IDEAL	BEST	DIFF
									PERFECT LAP	52.254		
1	25	SMITH	31.423	2	GILL	20.831	1	2	GILL	52.374	52.510	0.136
2	15	SMITH	31.505	15	SMITH	21.014	2	15	SMITH	52.519	52.780	0.261
3	2	GILL	31.543	25	SMITH	21.237	3	25	SMITH	52.660	52.942	0.282
4	191	DANCE	32.162	67	HARVEY	21.651	4	191	DANCE	53.930	53.949	0.019
5	58	ROBINSON	32.530	191	DANCE	21.768	5	58	ROBINSON	54.466	54.544	0.078
6	161	LAYTON	32.828	12	WATT	21.879	6	161	LAYTON	54.764	55.348	0.584
7	12	WATT	33.034	58	ROBINSON	21.936	7	67	HARVEY	54.909	55.401	0.492
8	90	RAPA	33.145	161	LAYTON	21.936	8	12	WATT	54.913	55.397	0.484
9	115	DONKERSLEY	33.247	115	DONKERSLEY	21.973	9	115	DONKERSLEY	55.220	55.483	0.263
10	67	HARVEY	33.258	123	GALLAGHER	22.088	10	90	RAPA	55.344	55.473	0.129
11	123	GALLAGHER	33.551	90	RAPA	22.199	11	123	GALLAGHER	55.639	56.041	0.402
12	50	YELDHAM	33.556	171	HANBY	22.520	12	171	HANBY	56.231	56.231	0.000
13	171	HANBY	33.711	47	CARSON	22.704	13	50	YELDHAM	56.407	56.425	0.018
14	45	MACKENZIE	34.162	50	YELDHAM	22.851	14	45	MACKENZIE	57.160	57.352	0.192
15	85	WALES	34.318	1	MANN	22.938	15	47	CARSON	57.203	57.556	0.353
16	95	ROGERS	34.415	45	MACKENZIE	22.998	16	1	MANN	57.448	57.448	0.000
17	565	KERSHAW	34.475	565	KERSHAW	23.246	17	85	WALES	57.692	57.929	0.237
18	47	CARSON	34.499	95	ROGERS	23.294	18	95	ROGERS	57.709	58.089	0.380
19	1	MANN	34.510	96	KENT	23.302	19	565	KERSHAW	57.721	57.721	0.000
20	75	WOODALL	34.832	85	WALES	23.374	20	96	KENT	58.248	58.248	0.000
21	96	KENT	34.946	75	WOODALL	23.652	21	75	WOODALL	58.484	58.484	0.000
22	11	CRIPPS	35.581	55	MANSON-CHUBB	23.795	22	11	CRIPPS	59.637	59.963	0.326
23	37	LAMACRAFT	35.802	87	ATKINSON	23.831	23	87	ATKINSON	1:00.060	1:00.173	0.113
24	13	RYAN	35.952	11	CRIPPS	24.056	24	13	RYAN	1:00.182	1:00.182	0.000
25	87	ATKINSON	36.229	13	RYAN	24.230	25	55	MANSON-CHUBB	1:00.213	1:00.213	0.000
26	55	MANSON-CHUBB	36.418	37	LAMACRAFT	24.462	26	37	LAMACRAFT	1:00.264	1:00.528	0.264
27	32	ASHMEAD	36.649	9	HOWLETT	24.470	27	32	ASHMEAD	1:01.325	1:01.411	0.086
28	41	WILLIAMS	37.002	32	ASHMEAD	24.676	28	41	WILLIAMS	1:01.695	1:01.964	0.269
29	9	HOWLETT	37.245	41	WILLIAMS	24.693	29	9	HOWLETT	1:01.715	1:01.855	0.140
30	999	DALTON	38.388	999	DALTON	25.149	30	999	DALTON	1:03.537	1:03.575	0.038
31	66	LEWIS	38.473	66	LEWIS	25.638	31	66	LEWIS	1:04.111	1:04.111	0.000
32	52	PARKER	39.248	52	PARKER	26.028	32	52	PARKER	1:05.276	1:05.482	0.206
33	38	PETTET	39.418	38	PETTET	26.105	33	38	PETTET	1:05.523	1:05.523	0.000
34	74	LANE	41.353	74	LANE	27.483	34	74	LANE	1:08.836	1:09.162	0.326
35							35	65	MOXON		55.026	

BMCRC - MRO Championships 2024 - Rnd 1 @ Brands Hatch Indy

BMCRC Formula 400 & BMZRC 250 MZs

RACE 6 - STATISTICS

Competitors Started	35
Planned Start	2024-03-16 @ 12:20:00.000
Actual Start	2024-03-16 @ 12:34:44.059
Finish Time	2024-03-16 @ 12:42:48.398
Track Length	1.2079mi.
Total Laps	285
Total Distance Covered	344.2644mi.

Session Fastest Lap History

NO	CL	NAME	LAP TIME	TIME OF DAY	LAP	VEHICLE
2	M	Andrew GILL	52.510	12:36:33.931	2	Kawasaki ZXR400

Session Leader History

NO	CL	NAME	FROM LAP	LAPS LED	DISTANCE	VEHICLE
2	M	Andrew GILL	1	3	3.62 miles	Kawasaki ZXR400
15	M	Nick SMITH	4	3	3.62 miles	Kawasaki ZXR400
2	M	Andrew GILL	7	3	3.62 miles	Kawasaki ZXR400

Flag History

TYPE	TIME OF DAY
GREEN	12:34:44.059
FINISH	12:42:48.398

Flag Statistics

TYPE	COUNT	TOTAL LAPS	TOTAL TIME
Green	1	9	9:36.976
Red	0	0	0.000
Safety Car	0	0	0.000
FCY	0	0	0.000

BMCRC - MRO Championships 2024 - Rnd 1 @ Brands Hatch Indy

BMCRC Formula 400 & BMZRC 250 MZs

RACE 6 - STATISTICS

CLASS : M

13 Starters

Fastest Lap History

NO	NAME	LAP TIME	TIME OF DAY	LAP	VEHICLE
2	Andrew GILL	52.510	12:36:33.931	2	Kawasaki ZXR400

Leader History

NO	NAME	FROM LAP	LAPS LED	DISTANCE	VEHICLE
2	Andrew GILL	1	3	3.62 miles	Kawasaki ZXR400
15	Nick SMITH	4	3	3.62 miles	Kawasaki ZXR400
2	Andrew GILL	7	3	3.62 miles	Kawasaki ZXR400

BMCRC - MRO Championships 2024 - Rnd 1 @ Brands Hatch Indy

BMCRC Formula 400 & BMZRC 250 MZs

RACE 6 - STATISTICS

CLASS : S

5 Starters

Fastest Lap History

NO	NAME	LAP TIME	TIME OF DAY	LAP	VEHICLE
123	Mark GALLAGHER	56.679	12:36:41.443	2	Honda RVF 400
161	Aleisha LAYTON	55.779	12:36:42.275	2	Kawasaki NINJA 300
90	Steve RAPA	55.473	12:37:39.236	3	Honda RVF400
161	Aleisha LAYTON	55.348	12:39:31.548	5	Kawasaki NINJA 300

Leader History

NO	NAME	FROM LAP	LAPS LED	DISTANCE	VEHICLE
123	Mark GALLAGHER	1	6	7.24 miles	Honda RVF 400
90	Steve RAPA	7	3	3.62 miles	Honda RVF400

BMCRC - MRO Championships 2024 - Rnd 1 @ Brands Hatch Indy

BMCRC Formula 400 & BMZRC 250 MZs

RACE 6 - STATISTICS

CLASS : R

1 Starters

Fastest Lap History

NO	NAME	LAP TIME	TIME OF DAY	LAP	VEHICLE
50	Jay YELDHAM	57.696	12:36:47.136	2	Kawasaki NINJA 400
50	Jay YELDHAM	57.355	12:37:44.493	3	Kawasaki NINJA 400
50	Jay YELDHAM	56.727	12:40:36.915	6	Kawasaki NINJA 400
50	Jay YELDHAM	56.425	12:41:33.340	7	Kawasaki NINJA 400

Leader History

NO	NAME	FROM LAP	LAPS LED	DISTANCE	VEHICLE
50	Jay YELDHAM	1	9	10.87 miles	Kawasaki NINJA 400

BMCRC - MRO Championships 2024 - Rnd 1 @ Brands Hatch Indy

BMCRC Formula 400 & BMZRC 250 MZs

RACE 6 - STATISTICS

CLASS : MZ

13 Starters

Fastest Lap History

NO	NAME	LAP TIME	TIME OF DAY	LAP	VEHICLE
95	Christopher ROGERS	58.426	12:37:11.846	2	MZ ETZ 250
1	Alexander MANN	58.296	12:37:12.314	2	MZ TS 250
95	Christopher ROGERS	58.089	12:40:07.463	5	MZ ETZ 250
85	Andrew WALES	57.929	12:42:03.954	7	MZ ETZ 250
1	Alexander MANN	57.448	12:42:04.114	7	MZ TS 250

Leader History

NO	NAME	FROM LAP	LAPS LED	DISTANCE	VEHICLE
95	Christopher ROGERS	1	3	3.62 miles	MZ ETZ 250
85	Andrew WALES	4	1	1.20 miles	MZ ETZ 250
95	Christopher ROGERS	5	2	2.41 miles	MZ ETZ 250
85	Andrew WALES	7	2	2.41 miles	MZ ETZ 250

BMCRC - MRO Championships 2024 - Rnd 1 @ Brands Hatch Indy

BMCRC Formula 400 & BMZRC 250 MZs

RACE 6 - STATISTICS

CLASS : MZ_R

3 Starters

Fastest Lap History

NO	NAME	LAP TIME	TIME OF DAY	LAP	VEHICLE
37	Harry LAMACRAFT	1:00.819	12:37:17.402	2	MZ ETZ 250
11	Carl CRIPPS	1:00.738	12:38:18.332	3	MZ ETZ250
11	Carl CRIPPS	1:00.439	12:40:19.625	5	MZ ETZ250
11	Carl CRIPPS	59.985	12:42:20.832	7	MZ ETZ250
11	Carl CRIPPS	59.963	12:43:20.835	8	MZ ETZ250

Leader History

NO	NAME	FROM LAP	LAPS LED	DISTANCE	VEHICLE
37	Harry LAMACRAFT	1	2	2.41 miles	MZ ETZ 250
11	Carl CRIPPS	3	6	7.24 miles	MZ ETZ250

BMCRC - MRO Championships 2024 - Rnd 1 @ Brands Hatch Indy

BMCRC Formula 400 & BMZRC 250 MZs

RACE 17 - GRID (9 Laps)

ROW 14	42	29	Mark LISTER	41	22	Simon FINCH	40	74	Kevin LANE	1:09.162
ROW 13				39	38	Chris PETTET	38	52	Tony PARKER	1:05.482
ROW 12							37	66	Graeme LEWIS	1:04.111
ROW 11										
ROW 10										
ROW 9										
ROW 8										
ROW 7										
ROW 6										
ROW 5										
ROW 4										
ROW 3										
ROW 2										
ROW 1										

Pole

These results are provisional until the conclusion of any judicial and technical matters.

Brands Hatch Indy: 1.2079 miles

Clerk Of Course:	Stewards:	Timekeeper:	<i>Craig Smith</i>	
------------------	-----------	-------------	--------------------	--

Results can be found at www.tsl-timing.com

Printed - 12:49 Saturday, 16 March 2024



BMCRC - MRO Championships 2024 - Rnd 1 @ Brands Hatch Indy

BMCRC Formula 400 & BMZRC 250 MZs

RACE 17 - CLASSIFICATION

Race Distance: 7 Laps / 8.45 miles

POS	NO	CL	PIC	NAME	ENTRY	LAPS	TIME	GAP	DIFF	MPH	BEST	ON	GRD	↑↓
1	2	M	1	Andrew GILL	Kawasaki ZXR400 -	7	6:20.065			80.09	53.100	5	1	0
2	15	M	2	Nick SMITH	Kawasaki ZXR400 - Hi-Precision Engineering Ltd	7	6:20.473	0.408	0.408	80.00	53.105	6	2	0
3	191	M	3	Craig DANCE	Kawasaki ZX400 RR - 2 Brothers Scaffolding	7	6:25.096	5.031	4.623	79.04	53.655	4	4	1
4	25	M	4	Haydon SMITH	Kawasaki ZXR400 - Shelf & Rail Co.	7	6:28.094	8.029	2.998	78.43	54.124	7	3	-1
5	65	M	5	Andrew MOXON	Kawasaki ZXR 400 - Helix Homes Developments ltd	7	6:32.571	12.506	4.477	77.54	54.956	6	6	1
6	58	M	6	James ROBINSON	Kawasaki ZXR400 -	7	6:34.947	14.882	2.376	77.07	55.129	3	5	-1
7	12	S	1	Kade WATT	Kawasaki NINJA 400 - 3D Racing	7	6:38.056	17.991	3.109	76.47	55.200	7	8	1
8	115	M	7	Jake DONKERSLEY	Honda VFR400 NC30 -	7	6:42.896	22.831	4.840	75.55	56.130	4	11	3
9	67	M	8	Simon HARVEY	Kawasaki ZX4RR - Retirement Fund Racing	7	6:45.104	25.039	2.208	75.14	56.719	4	9	0
10	171	M	9	Dan HANBY	Yamaha FZR 400 - HD Masonry	7	6:51.554	31.489	6.450	73.96	56.187	7	13	3
11	17	S	2	Freddie BATE	Kawasaki ZXR400 - Hartjay	7	6:52.680	32.615	1.126	73.76	57.274	5	20	9
12	47	S	3	Adam CARSON	Kawasaki ZXR400 - Allspeed,Tenpin racing, all England dir	7	6:57.736	37.671	5.056	72.86	58.039	6	16	4
13	45	M	10	Marley MACKENZIE	- Kirkcaldy Kawasaki, ELPM	7	6:58.852	38.787	1.116	72.67	57.668	5	15	2
14	50	R	1	Jay YELDHAM	Kawasaki NINJA 400 - WJR FIBRETECH LTD	7	6:59.006	38.941	0.154	72.64	58.055	3	14	0
15	0	M	11	Sam ATKINSON	Kawasaki - Major Heat	7	7:13.842	53.777	14.836	70.16	1:00.367	7	17	2
16	55	M	12	Magnus MANSON-CHUBB	Kawasaki ZXR400L -	7	7:14.283	54.218	0.441	70.09	1:00.080	5	18	2
17	95	MZ	1	Christopher ROGERS	MZ ETZ 250 - CB Racing	6	6:23.740	1 Lap	1 Lap	67.99	58.453	5	24	7
18	85	MZ	2	Andrew WALES	MZ ETZ 250 - Show Control International	6	6:23.913	1 Lap	0.173	67.96	58.394	6	23	5
19	1	MZ	3	Alexander MANN	MZ TS 250 - HS Racing	6	6:24.815	1 Lap	0.902	67.80	58.910	3	21	2
20	96	MZ	4	Chris KENT	MZ TS 250 -	6	6:25.172	1 Lap	0.357	67.74	58.847	4	25	5
21	565	MZ	5	Louis KERSHAW	MZ 250 - Team Lucky Streetsy/Walkers Campers	6	6:27.460	1 Lap	2.288	67.34	59.179	6	22	1
22	75	MZ	6	Peter WOODALL	MZ ETZ 250 - Online Lubricants	6	6:27.701	1 Lap	0.241	67.29	58.615	4	26	4
23	13	MZ	7	Gordon RYAN	MZ 250 - Prism Work Psychology	6	6:35.148	1 Lap	7.447	66.02	1:00.485	5	28	5
24	37	MZ_R	1	Harry LAMACRAFT	MZ ETZ 250 - All Flower No Power	6	6:35.305	1 Lap	0.157	66.00	1:00.476	5	29	5
25	11	MZ_R	2	Carl CRIPPS	MZ ETZ250 - MIS UK LTD	6	6:35.390	1 Lap	0.085	65.98	59.900	6	27	2
26	32	MZ	8	John ASHMEAD	MZ 250 -	6	6:35.526	1 Lap	0.136	65.96	1:00.117	6	30	4
27	41	MZ	9	Gary WILLIAMS	MZ ETZ 250 -	6	6:51.642	1 Lap	16.116	63.38	1:03.168	4	32	5
28	9	MZ	10	Gary HOWLETT	MZ TS250 - HS Racing	6	6:51.997	1 Lap	0.355	63.32	1:02.641	2	31	3
29	66	MZ	11	Graeme LEWIS	MZ 250 - Morris Racing Lubricants #MRL	6	7:02.202	1 Lap	10.205	61.79	1:04.610	2	33	4
30	38	MZ	12	Chris PETTET	MZ ETZ250 -	6	7:02.675	1 Lap	0.473	61.72	1:04.604	2	35	5
31	52	MZ	13	Tony PARKER	MZ 250 -	6	7:07.864	1 Lap	5.189	60.98	1:05.237	5	34	3
32	74	MZ_R	3	Kevin LANE	MZ MZ - Racing Lane	5	6:25.188	2 Laps	1 Lap	56.44	1:09.980	3	36	4

NOT CLASSIFIED

DNF	123	S		Mark GALLAGHER	Honda RVF 400 -	6	5:44.903	1 Lap	0.000	75.64	55.736	3	12	
DNF	90	S		Steve RAPA	Honda RVF400 - My Own Fair Hands	0							10	
DNF	999	M		Jim DALTON	Kawasaki ZXR400L -	0							19	

FASTEST LAP

2	M			Andrew GILL	Kawasaki ZXR400 -	5	53.100			81.89 mph		131.79 kph	
12	S			Kade WATT	Kawasaki NINJA 400 - 3D Racing	7	55.200			78.77 mph		126.78 kph	
50	R			Jay YELDHAM	Kawasaki NINJA 400 - WJR FIBRETECH LTD	3	58.055			74.90 mph		120.54 kph	
85	MZ			Andrew WALES	MZ ETZ 250 - Show Control International	6	58.394			74.47 mph		119.84 kph	
11	MZ_R			Carl CRIPPS	MZ ETZ250 - MIS UK LTD	6	59.900			72.59 mph		116.83 kph	

Comments:

Class M - 92.5% of Race Speed = 74.08 mph
 Class S - 92.5% of Race Speed = 70.73 mph
 Class R - 92.5% of Race Speed = 67.19 mph
 Class MZ - 92.5% of Race Speed = 62.89 mph
 Class MZ_R - 92.5% of Race Speed = 61.05 mph

Weather / Track : Cloudy / Dry

Date: 16/03/2024 Start: 17:00 Finish: 17:06

These results are provisional until the conclusion of any judicial and technical matters.

Brands Hatch Indy: 1.2079 miles

Clerk Of Course:

Stewards:

Timekeeper:

Craig Smith



BMCRC - MRO Championships 2024 - Rnd 1 @ Brands Hatch Indy

BMCRC Formula 400 & BMZRC 250 MZs

RACE 17 - LAP CHART

LAP 1 @ 17:01:21.202		
NO	BEHIND	LAP TIME

41	45.251	1:03.618
9	45.562	1:02.641
66	47.682	1:04.610
38	48.338	1:04.604
52	52.792	1:07.405

95	46.424	59.318
565	48.015	59.381
75	48.055	58.615

52	1 Lap	1:05.237
55	46.263	1:01.140
0	46.844	1:00.674

2		58.474
15	0.253	58.727
25	1.059	59.533
191	1.356	59.830
58	2.596	1:01.070
65	2.678	1:01.152
123	3.554	1:02.028
67	4.525	1:02.999
12	4.634	1:03.108
115	4.888	1:03.362
17	7.604	1:06.078
171	7.933	1:06.407
47	8.440	1:06.914
50	8.605	1:07.079
45	9.388	1:07.862
0	10.189	1:08.663
55	10.390	1:08.864
95	30.348	1:28.822
1	30.398	1:28.872
85	30.482	1:28.956
96	30.996	1:29.470
565	31.424	1:29.898
37	32.345	1:30.819
13	32.724	1:31.198
75	32.780	1:31.254
11	33.230	1:31.704
32	33.323	1:31.797
41	35.409	1:33.883
9	36.697	1:35.171
66	36.848	1:35.322
38	37.510	1:35.984
52	39.163	1:37.637
74	42.971	1:41.445

LAP 3 @ 17:03:08.995		
NO	BEHIND	LAP TIME

15		53.773
2	0.342	54.359
191	1.911	54.171
25	2.518	54.712
65	5.000	54.983
74	1 Lap	1:10.235
58	6.141	55.129
123	7.317	55.736
12	8.979	55.939
67	10.296	56.787
115	10.487	56.639
17	16.051	57.727
171	16.270	57.836
50	17.308	58.055
47	18.958	58.731
45	19.238	58.593
55	24.832	1:01.174
0	24.900	1:01.385
1	40.887	58.910
85	40.975	58.945
96	41.087	58.886
95	41.172	58.833
565	42.700	59.782
75	43.506	58.947
37	46.536	1:00.941
13	46.964	1:01.325
32	47.189	1:00.366
11	47.626	1:01.124

LAP 5 @ 17:04:56.161		
NO	BEHIND	LAP TIME

2		53.100
15	0.287	53.221
37	1 Lap	1:01.128
13	1 Lap	1:00.922
32	1 Lap	1:01.164
11	1 Lap	1:00.829
191	2.190	53.790
25	5.538	54.982
65	9.092	55.719
58	11.046	55.932
41	1 Lap	1:03.168
9	1 Lap	1:03.240
123	12.596	56.340
12	13.063	55.693
115	15.916	56.465
66	1 Lap	1:05.011
67	17.557	57.708
38	1 Lap	1:05.837
52	1 Lap	1:05.745
17	24.035	57.274
171	24.311	57.127
50	26.763	58.396
45	27.837	57.668
47	28.065	58.213
55	38.321	1:00.080
0	39.368	1:00.408
74	1 Lap	1:11.475
95	51.777	58.453
1	51.863	58.936
96	51.977	59.209
85	52.086	58.857

LAP 7 @ 17:06:42.793		
NO	BEHIND	LAP TIME

2		53.434
15	0.408	53.648
95	1 Lap	58.530
85	1 Lap	58.394
1	1 Lap	59.519
191	5.031	54.296
96	1 Lap	59.762
74	2 Laps	1:12.053
565	1 Lap	59.179
75	1 Lap	59.910
25	8.029	54.124
65	12.506	55.090
58	14.882	55.139
13	1 Lap	1:00.510
37	1 Lap	1:00.898
11	1 Lap	59.900
32	1 Lap	1:00.117
12	17.991	55.200
115	22.831	56.163
67	25.039	56.869
171	31.489	56.187
41	1 Lap	1:03.440
9	1 Lap	1:03.572
17	32.615	57.617
47	37.671	58.199
45	38.787	59.473
50	38.941	1:00.214
66	1 Lap	1:05.159
38	1 Lap	1:05.352
52	1 Lap	1:05.738
0	53.777	1:00.367
55	54.218	1:01.389

LAP 2 @ 17:02:14.978		
NO	BEHIND	LAP TIME

2		53.776
15	0.244	53.767
191	1.757	54.177
25	1.823	54.540
65	4.034	55.132
58	5.029	56.209
123	5.598	55.820
12	7.057	56.199
67	7.526	56.777
115	7.865	56.753
17	12.341	58.513
171	12.451	58.294
50	13.270	58.441
47	14.244	59.580
45	14.662	59.050
0	17.532	1:01.119
55	17.675	1:01.061
1	35.994	59.372
85	36.047	59.341
96	36.218	58.998
95	36.356	59.784
565	36.935	59.287
75	38.576	59.572
37	39.612	1:01.043
13	39.656	1:00.708
11	40.519	1:01.065
32	40.840	1:01.293

LAP 4 @ 17:04:03.061		
NO	BEHIND	LAP TIME

2		53.724
15	0.166	54.232
41	1 Lap	1:03.882
9	1 Lap	1:03.637
191	1.500	53.655
25	3.656	55.204
66	1 Lap	1:05.964
38	1 Lap	1:05.533
65	6.473	55.539
58	8.214	56.139
123	9.356	56.105
12	10.470	55.557
52	1 Lap	1:06.102
115	12.551	56.130
67	12.949	56.719
17	19.861	57.876
171	20.284	58.080
74	1 Lap	1:09.980
50	21.467	58.225
47	22.952	58.060
45	23.269	58.097
55	31.341	1:00.575
0	32.060	1:01.226
96	45.868	58.847
1	46.027	59.206
85	46.329	59.420

LAP 6 @ 17:05:49.359		
NO	BEHIND	LAP TIME

2		53.198
15	0.194	53.105
75	1 Lap	59.403
565	1 Lap	59.933
191	4.169	55.177
25	7.339	54.999
37	1 Lap	1:00.476
13	1 Lap	1:00.485
32	1 Lap	1:00.789
11	1 Lap	1:00.768
65	10.850	54.956
58	13.177	55.329
12	16.225	56.360
123	18.272	58.874
115	20.102	57.384
41	1 Lap	1:03.651
67	21.604	57.245
9	1 Lap	1:03.736
17	28.432	57.595
171	28.736	57.623
66	1 Lap	1:06.136
38	1 Lap	1:05.365
50	32.161	58.596
45	32.748	58.109
47	32.906	58.039

BMCRC - MRO Championships 2024 - Rnd 1 @ Brands Hatch Indy

BMCRC Formula 400 & BMZRC 250 MZs

RACE 17 - POSITION CHART

No	Name	Lap Pos	Lap						
			1	2	3	4	5	6	7
2	GILL	1	2	2	15	2	2	2	2
15	SMITH	2	15	15	2	15	15	15	15
25	SMITH	3	25	191	191	191	191	191	191
191	DANCE	4	191	25	25	25	25	25	25
58	ROBINSON	5	58	65	65	65	65	65	65
65	MOXON	6	65	58	58	58	58	58	58
12	WATT	7	123	123	123	123	123	12	12
67	HARVEY	8	67	12	12	12	12	123	115
90	RAPA	9	12	67	67	115	115	115	67
115	DONKERSLEY	10	115	115	115	67	67	67	171
123	GALLAGHER	11	17	17	17	17	17	17	17
171	HANBY	12	171	171	171	171	171	171	47
50	YELDHAM	13	47	50	50	50	50	50	45
45	MACKENZIE	14	50	47	47	47	45	45	50
47	CARSON	15	45	45	45	45	47	47	0
0	ATKINSON	16	0	0	55	55	55	55	55
55	MANSON-CHUBB	17	55	55	0	0	0	0	0
999	DALTON	18	95	1	1	96	95	95	95
17	BATE	19	1	85	85	1	1	85	85
1	MANN	20	85	96	96	85	96	1	1
565	KERSHAW	21	96	95	95	95	85	96	96
85	WALES	22	565	565	565	565	75	565	565
95	ROGERS	23	37	75	75	75	565	75	75
96	KENT	24	13	37	37	37	37	13	13
75	WOODALL	25	75	13	13	13	13	37	37
11	CRIPPS	26	11	11	32	32	32	11	11
13	RYAN	27	32	32	11	11	11	32	32
37	LAMACRAFT	28	41	41	41	41	41	41	41
32	ASHMEAD	29	9	9	9	9	9	9	9
9	HOWLETT	30	66	66	66	66	66	66	66
41	WILLIAMS	31	38	38	38	38	38	38	38
66	LEWIS	32	52	52	52	52	52	52	52
52	PARKER	33	74	74	74	74	74	74	74
38	PETTET	34							
74	LANE	35							

BMCRC - MRO Championships 2024 - Rnd 1 @ Brands Hatch Indy

BMCRC Formula 400 & BMZRC 250 MZs

RACE 17 - SECTOR ANALYSIS



SECTOR 1 = FL to I1, SECTOR 2 = I1 to FL, DIFF = Difference To Personal Best Lap, P = Crossed Finish Line in Pit Lane, D = Time Disallowed

P1		2 M		Andrew GILL		Kawasaki ZXR400 -	
IDEAL LAP TIME : 53.100		BEST LAP TIME : 53.100		DIFFERENCE : 0.000			
LAP	SECTOR 1	SECTOR 2	LAP TIME	MPH	DIFF	TIME OF DAY	
1 -		21.656	58.474	74.36	5.374	17:01:21.202	
2 -	32.357	21.419	53.776	80.86	0.676	17:02:14.978	
3 -	32.467	21.892	54.359	79.99	1.259	17:03:09.337	
4 -	32.295	21.429	53.724	80.94	0.624	17:04:03.061	
5 -	31.681	21.419	53.100 (1)	81.89		17:04:56.161	
6 -	31.706	21.492	53.198 (2)	81.74	0.098	17:05:49.359	
7 -	32.006	21.428	53.434 (3)	81.38	0.334	17:06:42.793	

P2		15 M		Nick SMITH		Kawasaki ZXR400 - Hi-Precision Engineering Ltd	
IDEAL LAP TIME : 53.028		BEST LAP TIME : 53.105		DIFFERENCE : 0.077			
LAP	SECTOR 1	SECTOR 2	LAP TIME	MPH	DIFF	TIME OF DAY	
1 -		21.717	58.727	74.04	5.622	17:01:21.455	
2 -	32.258	21.509	53.767	80.87	0.662	17:02:15.222	
3 -	31.942	21.831	53.773	80.86	0.668	17:03:08.995	
4 -	32.893	21.339	54.232	80.18	1.127	17:04:03.227	
5 -	31.820	21.401	53.221 (2)	81.70	0.116	17:04:56.448	
6 -	31.689	21.416	53.105 (1)	81.88		17:05:49.553	
7 -	32.001	21.647	53.648 (3)	81.05	0.543	17:06:43.201	

P3		191 M		Craig DANCE		Kawasaki ZX400 RR - 2 Brothers Scaffolding	
IDEAL LAP TIME : 53.655		BEST LAP TIME : 53.655		DIFFERENCE : 0.000			
LAP	SECTOR 1	SECTOR 2	LAP TIME	MPH	DIFF	TIME OF DAY	
1 -		22.109	59.830	72.68	6.175	17:01:22.558	
2 -	32.207	21.970	54.177	80.26	0.522	17:02:16.735	
3 -	32.049	22.122	54.171 (3)	80.27	0.516	17:03:10.906	
4 -	31.910	21.745	53.655 (1)	81.04		17:04:04.561	
5 -	31.980	21.810	53.790 (2)	80.84	0.135	17:04:58.351	
6 -	33.236	21.941	55.177	78.81	1.522	17:05:53.528	
7 -	32.359	21.937	54.296	80.09	0.641	17:06:47.824	

P4		25 M		Haydon SMITH		Kawasaki ZXR400 - Shelf & Rail Co.	
IDEAL LAP TIME : 54.051		BEST LAP TIME : 54.124		DIFFERENCE : 0.073			
LAP	SECTOR 1	SECTOR 2	LAP TIME	MPH	DIFF	TIME OF DAY	
1 -		22.035	59.533	73.04	5.409	17:01:22.261	
2 -	32.535	22.005	54.540 (2)	79.73	0.416	17:02:16.801	
3 -	32.417	22.295	54.712 (3)	79.48	0.588	17:03:11.513	
4 -	32.629	22.575	55.204	78.77	1.080	17:04:06.717	
5 -	33.162	21.820	54.982	79.09	0.858	17:05:01.699	
6 -	33.210	21.789	54.999	79.06	0.875	17:05:56.698	
7 -	32.262	21.862	54.124 (1)	80.34		17:06:50.822	

P5		65 M		Andrew MOXON		Kawasaki ZXR 400 - Helix Homes Developments ltd	
IDEAL LAP TIME : 54.757		BEST LAP TIME : 54.956		DIFFERENCE : 0.199			
LAP	SECTOR 1	SECTOR 2	LAP TIME	MPH	DIFF	TIME OF DAY	
1 -		22.158	1:01.152	71.11	6.196	17:01:23.880	
2 -	33.160	21.972	55.132	78.87	0.176	17:02:19.012	
3 -	32.948	22.035	54.983 (2)	79.08	0.027	17:03:13.995	
4 -	33.416	22.123	55.539	78.29	0.583	17:04:09.534	
5 -	33.564	22.155	55.719	78.04	0.763	17:05:05.253	
6 -	33.147	21.809	54.956 (1)	79.12		17:06:00.209	
7 -	33.085	22.005	55.090 (3)	78.93	0.134	17:06:55.299	

BMCRC - MRO Championships 2024 - Rnd 1 @ Brands Hatch Indy

BMCRC Formula 400 & BMZRC 250 MZs

RACE 17 - SECTOR ANALYSIS



SECTOR 1 = FL to I1, SECTOR 2 = I1 to FL, DIFF = Difference To Personal Best Lap, P = Crossed Finish Line in Pit Lane, D = Time Disallowed

P6		58 M		James ROBINSON		Kawasaki ZXR400 -	
IDEAL LAP TIME : 55.111		BEST LAP TIME : 55.129		DIFFERENCE : 0.018			
LAP	SECTOR 1	SECTOR 2	LAP TIME	MPH	DIFF	TIME OF DAY	
1 -		22.425	1:01.070	71.20	5.941	17:01:23.798	
2 -	34.116	22.093	56.209	77.36	1.080	17:02:20.007	
3 -	33.178	21.951	55.129 (1)	78.88		17:03:15.136	
4 -	33.455	22.684	56.139	77.46	1.010	17:04:11.275	
5 -	33.745	22.187	55.932	77.74	0.803	17:05:07.207	
6 -	33.345	21.984	55.329 (3)	78.59	0.200	17:06:02.536	
7 -	33.206	21.933	55.139 (2)	78.86	0.010	17:06:57.675	

P7		12 S		Kade WATT		Kawasaki NINJA 400 - 3D Racing	
IDEAL LAP TIME : 55.083		BEST LAP TIME : 55.200		DIFFERENCE : 0.117			
LAP	SECTOR 1	SECTOR 2	LAP TIME	MPH	DIFF	TIME OF DAY	
1 -		22.977	1:03.108	68.90	7.908	17:01:25.836	
2 -	33.685	22.514	56.199	77.37	0.999	17:02:22.035	
3 -	33.384	22.555	55.939	77.73	0.739	17:03:17.974	
4 -	33.177	22.380	55.557 (2)	78.27	0.357	17:04:13.531	
5 -	33.305	22.388	55.693 (3)	78.08	0.493	17:05:09.224	
6 -	34.069	22.291	56.360	77.15	1.160	17:06:05.584	
7 -	32.792	22.408	55.200 (1)	78.77		17:07:00.784	

P8		115 M		Jake DONKERSLEY		Honda VFR400 NC30 -	
IDEAL LAP TIME : 55.813		BEST LAP TIME : 56.130		DIFFERENCE : 0.317			
LAP	SECTOR 1	SECTOR 2	LAP TIME	MPH	DIFF	TIME OF DAY	
1 -		22.454	1:03.362	68.63	7.232	17:01:26.090	
2 -	34.375	22.378	56.753	76.62	0.623	17:02:22.843	
3 -	34.436	22.203	56.639	76.77	0.509	17:03:19.482	
4 -	34.117	22.013	56.130 (1)	77.47		17:04:15.612	
5 -	33.875	22.590	56.465 (3)	77.01	0.335	17:05:12.077	
6 -	33.993	23.391	57.384	75.78	1.254	17:06:09.461	
7 -	33.800	22.363	56.163 (2)	77.42	0.033	17:07:05.624	

P9		67 M		Simon HARVEY		Kawasaki ZX4RR - Retirement Fund Racing	
IDEAL LAP TIME : 56.510		BEST LAP TIME : 56.719		DIFFERENCE : 0.209			
LAP	SECTOR 1	SECTOR 2	LAP TIME	MPH	DIFF	TIME OF DAY	
1 -		22.857	1:02.999	69.02	6.280	17:01:25.727	
2 -	34.506	22.271	56.777 (2)	76.59	0.058	17:02:22.504	
3 -	34.369	22.418	56.787 (3)	76.57	0.068	17:03:19.291	
4 -	34.578	22.141	56.719 (1)	76.66		17:04:16.010	
5 -	35.047	22.661	57.708	75.35	0.989	17:05:13.718	
6 -	34.703	22.542	57.245	75.96	0.526	17:06:10.963	
7 -	34.562	22.307	56.869	76.46	0.150	17:07:07.832	

P10		171 M		Dan HANBY		Yamaha FZR 400 - HD Masonry	
IDEAL LAP TIME : 56.187		BEST LAP TIME : 56.187		DIFFERENCE : 0.000			
LAP	SECTOR 1	SECTOR 2	LAP TIME	MPH	DIFF	TIME OF DAY	
1 -		23.589	1:06.407	65.48	10.220	17:01:29.135	
2 -	34.669	23.625	58.294	74.59	2.107	17:02:27.429	
3 -	34.734	23.102	57.836	75.18	1.649	17:03:25.265	
4 -	34.873	23.207	58.080	74.87	1.893	17:04:23.345	
5 -	33.918	23.209	57.127 (2)	76.12	0.940	17:05:20.472	
6 -	34.425	23.198	57.623 (3)	75.46	1.436	17:06:18.095	
7 -	33.648	22.539	56.187 (1)	77.39		17:07:14.282	

BMCRC - MRO Championships 2024 - Rnd 1 @ Brands Hatch Indy

BMCRC Formula 400 & BMZRC 250 MZs

RACE 17 - SECTOR ANALYSIS



SECTOR 1 = FL to I1, SECTOR 2 = I1 to FL, DIFF = Difference To Personal Best Lap, P = Crossed Finish Line in Pit Lane, D = Time Disallowed

P11 17 S		Freddie BATE		Kawasaki ZXR400 - Hartjay		
IDEAL LAP TIME : 56.941		BEST LAP TIME : 57.274		DIFFERENCE : 0.333		
LAP	SECTOR 1	SECTOR 2	LAP TIME	MPH	DIFF	TIME OF DAY
1 -		24.027	1:06.078	65.81	8.804	17:01:28.806
2 -	34.612	23.901	58.513	74.31	1.239	17:02:27.319
3 -	34.483	23.244	57.727	75.33	0.453	17:03:25.046
4 -	34.728	23.148	57.876	75.13	0.602	17:04:22.922
5 -	34.059	23.215	57.274 (1)	75.92		17:05:20.196
6 -	34.127	23.468	57.595 (2)	75.50	0.321	17:06:17.791
7 -	34.735	22.882	57.617 (3)	75.47	0.343	17:07:15.408

P12 47 S		Adam CARSON		Kawasaki ZXR400 - Allspeed,Tenpin racing, all England diamor		
IDEAL LAP TIME : 57.471		BEST LAP TIME : 58.039		DIFFERENCE : 0.568		
LAP	SECTOR 1	SECTOR 2	LAP TIME	MPH	DIFF	TIME OF DAY
1 -		24.048	1:06.914	64.98	8.875	17:01:29.642
2 -	36.087	23.493	59.580	72.98	1.541	17:02:29.222
3 -	35.254	23.477	58.731	74.04	0.692	17:03:27.953
4 -	34.983	23.077	58.060 (2)	74.89	0.021	17:04:26.013
5 -	35.176	23.037	58.213	74.70	0.174	17:05:24.226
6 -	34.458	23.581	58.039 (1)	74.92		17:06:22.265
7 -	35.186	23.013	58.199 (3)	74.71	0.160	17:07:20.464

P13 45 M		Marley MACKENZIE		- Kirkcaldy Kawasaki, ELPM		
IDEAL LAP TIME : 57.494		BEST LAP TIME : 57.668		DIFFERENCE : 0.174		
LAP	SECTOR 1	SECTOR 2	LAP TIME	MPH	DIFF	TIME OF DAY
1 -		24.390	1:07.862	64.08	10.194	17:01:30.590
2 -	35.406	23.644	59.050	73.64	1.382	17:02:29.640
3 -	35.150	23.443	58.593	74.21	0.925	17:03:28.233
4 -	34.855	23.242	58.097 (2)	74.85	0.429	17:04:26.330
5 -	34.525	23.143	57.668 (1)	75.40		17:05:23.998
6 -	34.351	23.758	58.109 (3)	74.83	0.441	17:06:22.107
7 -	36.206	23.267	59.473	73.11	1.805	17:07:21.580

P14 50 R		Jay YELDHAM		Kawasaki NINJA 400 - WJR FIBRETECH LTD		
IDEAL LAP TIME : 58.055		BEST LAP TIME : 58.055		DIFFERENCE : 0.000		
LAP	SECTOR 1	SECTOR 2	LAP TIME	MPH	DIFF	TIME OF DAY
1 -		23.981	1:07.079	64.82	9.024	17:01:29.807
2 -	35.053	23.388	58.441	74.41	0.386	17:02:28.248
3 -	34.712	23.343	58.055 (1)	74.90		17:03:26.303
4 -	34.746	23.479	58.225 (2)	74.68	0.170	17:04:24.528
5 -	34.849	23.547	58.396 (3)	74.46	0.341	17:05:22.924
6 -	35.115	23.481	58.596	74.21	0.541	17:06:21.520
7 -	36.573	23.641	1:00.214	72.21	2.159	17:07:21.734

P15 0 M		Sam ATKINSON		Kawasaki - Major Heat		
IDEAL LAP TIME : 1:00.357		BEST LAP TIME : 1:00.367		DIFFERENCE : 0.010		
LAP	SECTOR 1	SECTOR 2	LAP TIME	MPH	DIFF	TIME OF DAY
1 -		24.563	1:08.663	63.33	8.296	17:01:31.391
2 -	36.771	24.348	1:01.119	71.14	0.752	17:02:32.510
3 -	37.060	24.325	1:01.385	70.84	1.018	17:03:33.895
4 -	36.942	24.284	1:01.226	71.02	0.859	17:04:35.121
5 -	36.548	23.860	1:00.408 (2)	71.98	0.041	17:05:35.529
6 -	36.799	23.875	1:00.674 (3)	71.67	0.307	17:06:36.203
7 -	36.497	23.870	1:00.367 (1)	72.03		17:07:36.570

BMCRC - MRO Championships 2024 - Rnd 1 @ Brands Hatch Indy

BMCRC Formula 400 & BMZRC 250 MZs

RACE 17 - SECTOR ANALYSIS



SECTOR 1 = FL to I1, SECTOR 2 = I1 to FL, DIFF = Difference To Personal Best Lap, P = Crossed Finish Line in Pit Lane, D = Time Disallowed

P16 55 M Magnus MANSON-CHUBB		Kawasaki ZXR400L -				
IDEAL LAP TIME : 59.927		BEST LAP TIME : 1:00.080				
		DIFFERENCE : 0.153				
LAP	SECTOR 1	SECTOR 2	LAP TIME	MPH	DIFF	TIME OF DAY
1 -		24.596	1:08.864	63.14	8.784	17:01:31.592
2 -	36.803	24.258	1:01.061 (3)	71.21	0.981	17:02:32.653
3 -	36.973	24.201	1:01.174	71.08	1.094	17:03:33.827
4 -	36.914	23.661	1:00.575 (2)	71.78	0.495	17:04:34.402
5 -	36.266	23.814	1:00.080 (1)	72.38		17:05:34.482
6 -	36.985	24.155	1:01.140	71.12	1.060	17:06:35.622
7 -	36.538	24.851	1:01.389	70.83	1.309	17:07:37.011

P17 95 MZ Christopher ROGERS		MZ ETZ 250 - CB Racing				
IDEAL LAP TIME : 58.318		BEST LAP TIME : 58.453				
		DIFFERENCE : 0.135				
LAP	SECTOR 1	SECTOR 2	LAP TIME	MPH	DIFF	TIME OF DAY
1 -		23.717	1:28.822	48.95	30.369	17:01:51.550
2 -	35.968	23.816	59.784	72.73	1.331	17:02:51.334
3 -	35.250	23.583	58.833 (3)	73.91	0.380	17:03:50.167
4 -	35.587	23.731	59.318	73.31	0.865	17:04:49.485
5 -	35.061	23.392	58.453 (1)	74.39		17:05:47.938
6 -	35.273	23.257	58.530 (2)	74.29	0.077	17:06:46.468

P18 85 MZ Andrew WALES		MZ ETZ 250 - Show Control International				
IDEAL LAP TIME : 58.271		BEST LAP TIME : 58.394				
		DIFFERENCE : 0.123				
LAP	SECTOR 1	SECTOR 2	LAP TIME	MPH	DIFF	TIME OF DAY
1 -		23.603	1:28.956	48.88	30.562	17:01:51.684
2 -	35.526	23.815	59.341	73.28	0.947	17:02:51.025
3 -	35.054	23.891	58.945 (3)	73.77	0.551	17:03:49.970
4 -	35.547	23.873	59.420	73.18	1.026	17:04:49.390
5 -	35.405	23.452	58.857 (2)	73.88	0.463	17:05:48.247
6 -	35.177	23.217	58.394 (1)	74.47		17:06:46.641

P19 1 MZ Alexander MANN		MZ TS 250 - HS Racing				
IDEAL LAP TIME : 58.505		BEST LAP TIME : 58.910				
		DIFFERENCE : 0.405				
LAP	SECTOR 1	SECTOR 2	LAP TIME	MPH	DIFF	TIME OF DAY
1 -		23.671	1:28.872	48.93	29.962	17:01:51.600
2 -	35.527	23.845	59.372	73.24	0.462	17:02:50.972
3 -	35.253	23.657	58.910 (1)	73.81		17:03:49.882
4 -	35.476	23.730	59.206 (3)	73.44	0.296	17:04:49.088
5 -	35.389	23.547	58.936 (2)	73.78	0.026	17:05:48.024
6 -	36.267	23.252	59.519	73.06	0.609	17:06:47.543

P20 96 MZ Chris KENT		MZ TS 250 -				
IDEAL LAP TIME : 58.675		BEST LAP TIME : 58.847				
		DIFFERENCE : 0.172				
LAP	SECTOR 1	SECTOR 2	LAP TIME	MPH	DIFF	TIME OF DAY
1 -		23.745	1:29.470	48.60	30.623	17:01:52.198
2 -	35.375	23.623	58.998 (3)	73.70	0.151	17:02:51.196
3 -	35.201	23.685	58.886 (2)	73.84	0.039	17:03:50.082
4 -	35.222	23.625	58.847 (1)	73.89		17:04:48.929
5 -	35.257	23.952	59.209	73.44	0.362	17:05:48.138
6 -	36.288	23.474	59.762	72.76	0.915	17:06:47.900

BMCRC - MRO Championships 2024 - Rnd 1 @ Brands Hatch Indy

BMCRC Formula 400 & BMZRC 250 MZs

RACE 17 - SECTOR ANALYSIS



SECTOR 1 = FL to I1, SECTOR 2 = I1 to FL, DIFF = Difference To Personal Best Lap, P = Crossed Finish Line in Pit Lane, D = Time Disallowed

P21 565 MZ		Louis KERSHAW		MZ 250 - Team Lucky Streetsy/Walkers Campers		
IDEAL LAP TIME : 58.950		BEST LAP TIME : 59.179		DIFFERENCE : 0.229		
LAP	SECTOR 1	SECTOR 2	LAP TIME	MPH	DIFF	TIME OF DAY
1 -		24.235	1:29.898	48.37	30.719	17:01:52.626
2 -	35.415	23.872	59.287 (2)	73.34	0.108	17:02:51.913
3 -	35.824	23.958	59.782	72.74	0.603	17:03:51.695
4 -	35.574	23.807	59.381 (3)	73.23	0.202	17:04:51.076
5 -	35.968	23.965	59.933	72.55	0.754	17:05:51.009
6 -	35.644	23.535	59.179 (1)	73.48		17:06:50.188

P22 75 MZ		Peter WOODALL		MZ ETZ 250 - Online Lubricants		
IDEAL LAP TIME : 58.527		BEST LAP TIME : 58.615		DIFFERENCE : 0.088		
LAP	SECTOR 1	SECTOR 2	LAP TIME	MPH	DIFF	TIME OF DAY
1 -		24.147	1:31.254	47.65	32.639	17:01:53.982
2 -	35.841	23.731	59.572	72.99	0.957	17:02:53.554
3 -	35.453	23.494	58.947 (2)	73.77	0.332	17:03:52.501
4 -	35.033	23.582	58.615 (1)	74.18		17:04:51.116
5 -	35.420	23.983	59.403 (3)	73.20	0.788	17:05:50.519
6 -	35.722	24.188	59.910	72.58	1.295	17:06:50.429

P23 13 MZ		Gordon RYAN		MZ 250 - Prism Work Psychology		
IDEAL LAP TIME : 1:00.274		BEST LAP TIME : 1:00.485		DIFFERENCE : 0.211		
LAP	SECTOR 1	SECTOR 2	LAP TIME	MPH	DIFF	TIME OF DAY
1 -		24.636	1:31.198	47.68	30.713	17:01:53.926
2 -	36.225	24.483	1:00.708 (3)	71.63	0.223	17:02:54.634
3 -	36.776	24.549	1:01.325	70.91	0.840	17:03:55.959
4 -	36.503	24.419	1:00.922	71.37	0.437	17:04:56.881
5 -	36.164	24.321	1:00.485 (1)	71.89		17:05:57.366
6 -	35.953	24.557	1:00.510 (2)	71.86	0.025	17:06:57.876

P24 37 MZ_R		Harry LAMACRAFT		MZ ETZ 250 - All Flower No Power		
IDEAL LAP TIME : 1:00.476		BEST LAP TIME : 1:00.476		DIFFERENCE : 0.000		
LAP	SECTOR 1	SECTOR 2	LAP TIME	MPH	DIFF	TIME OF DAY
1 -		24.568	1:30.819	47.88	30.343	17:01:53.547
2 -	36.416	24.627	1:01.043	71.23	0.567	17:02:54.590
3 -	36.351	24.590	1:00.941 (3)	71.35	0.465	17:03:55.531
4 -	36.456	24.672	1:01.128	71.13	0.652	17:04:56.659
5 -	35.995	24.481	1:00.476 (1)	71.90		17:05:57.135
6 -	36.318	24.580	1:00.898 (2)	71.40	0.422	17:06:58.033

P25 11 MZ_R		Carl CRIPPS		MZ ETZ250 - MIS UK LTD		
IDEAL LAP TIME : 59.900		BEST LAP TIME : 59.900		DIFFERENCE : 0.000		
LAP	SECTOR 1	SECTOR 2	LAP TIME	MPH	DIFF	TIME OF DAY
1 -		24.566	1:31.704	47.41	31.804	17:01:54.432
2 -	36.593	24.472	1:01.065	71.21	1.165	17:02:55.497
3 -	36.553	24.571	1:01.124	71.14	1.224	17:03:56.621
4 -	36.271	24.558	1:00.829 (3)	71.48	0.929	17:04:57.450
5 -	36.443	24.325	1:00.768 (2)	71.56	0.868	17:05:58.218
6 -	36.009	23.891	59.900 (1)	72.59		17:06:58.118

P26 32 MZ		John ASHMEAD		MZ 250 -		
IDEAL LAP TIME : 1:00.117		BEST LAP TIME : 1:00.117		DIFFERENCE : 0.000		
LAP	SECTOR 1	SECTOR 2	LAP TIME	MPH	DIFF	TIME OF DAY
1 -		24.441	1:31.797	47.37	31.680	17:01:54.525
2 -	36.871	24.422	1:01.293	70.94	1.176	17:02:55.818
3 -	35.912	24.454	1:00.366 (2)	72.03	0.249	17:03:56.184
4 -	36.412	24.752	1:01.164	71.09	1.047	17:04:57.348
5 -	36.394	24.395	1:00.789 (3)	71.53	0.672	17:05:58.137
6 -	35.810	24.307	1:00.117 (1)	72.33		17:06:58.254

BMCRC - MRO Championships 2024 - Rnd 1 @ Brands Hatch Indy

BMCRC Formula 400 & BMZRC 250 MZs

RACE 17 - SECTOR ANALYSIS



SECTOR 1 = FL to I1, SECTOR 2 = I1 to FL, DIFF = Difference To Personal Best Lap, P = Crossed Finish Line in Pit Lane, D = Time Disallowed

P27 41 MZ Gary WILLIAMS		MZ ETZ 250 -				
IDEAL LAP TIME : 1:03.123		BEST LAP TIME : 1:03.168		DIFFERENCE : 0.045		
LAP	SECTOR 1	SECTOR 2	LAP TIME	MPH	DIFF	TIME OF DAY
1 -		25.086	1:33.883	46.31	30.715	17:01:56.611
2 -	38.216	25.402	1:03.618 (3)	68.35	0.450	17:03:00.229
3 -	38.457	25.425	1:03.882	68.07	0.714	17:04:04.111
4 -	38.189	24.979	1:03.168 (1)	68.84		17:05:07.279
5 -	38.377	25.274	1:03.651	68.31	0.483	17:06:10.930
6 -	38.144	25.296	1:03.440 (2)	68.54	0.272	17:07:14.370

P28 9 MZ Gary HOWLETT		MZ TS250 - HS Racing				
IDEAL LAP TIME : 1:02.386		BEST LAP TIME : 1:02.641		DIFFERENCE : 0.255		
LAP	SECTOR 1	SECTOR 2	LAP TIME	MPH	DIFF	TIME OF DAY
1 -		25.329	1:35.171	45.69	32.530	17:01:57.899
2 -	37.865	24.776	1:02.641 (1)	69.42		17:03:00.540
3 -	38.534	25.103	1:03.637	68.33	0.996	17:04:04.177
4 -	37.610	25.630	1:03.240 (2)	68.76	0.599	17:05:07.417
5 -	38.389	25.347	1:03.736	68.22	1.095	17:06:11.153
6 -	38.406	25.166	1:03.572 (3)	68.40	0.931	17:07:14.725

P29 66 MZ Graeme LEWIS		MZ 250 - Morris Racing Lubricants #MRL				
IDEAL LAP TIME : 1:04.571		BEST LAP TIME : 1:04.610		DIFFERENCE : 0.039		
LAP	SECTOR 1	SECTOR 2	LAP TIME	MPH	DIFF	TIME OF DAY
1 -		25.806	1:35.322	45.62	30.712	17:01:58.050
2 -	38.765	25.845	1:04.610 (1)	67.30		17:03:02.660
3 -	39.984	25.980	1:05.964	65.92	1.354	17:04:08.624
4 -	38.912	26.099	1:05.011 (2)	66.89	0.401	17:05:13.635
5 -	39.852	26.284	1:06.136	65.75	1.526	17:06:19.771
6 -	39.326	25.833	1:05.159 (3)	66.73	0.549	17:07:24.930

P30 38 MZ Chris PETTET		MZ ETZ250 -				
IDEAL LAP TIME : 1:04.388		BEST LAP TIME : 1:04.604		DIFFERENCE : 0.216		
LAP	SECTOR 1	SECTOR 2	LAP TIME	MPH	DIFF	TIME OF DAY
1 -		25.699	1:35.984	45.30	31.380	17:01:58.712
2 -	38.712	25.892	1:04.604 (1)	67.31		17:03:03.316
3 -	39.731	25.802	1:05.533	66.35	0.929	17:04:08.849
4 -	40.052	25.785	1:05.837	66.05	1.233	17:05:14.686
5 -	39.007	26.358	1:05.365 (3)	66.52	0.761	17:06:20.051
6 -	39.676	25.676	1:05.352 (2)	66.54	0.748	17:07:25.403

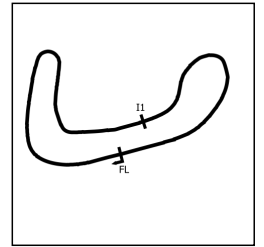
P31 52 MZ Tony PARKER		MZ 250 -				
IDEAL LAP TIME : 1:05.027		BEST LAP TIME : 1:05.237		DIFFERENCE : 0.210		
LAP	SECTOR 1	SECTOR 2	LAP TIME	MPH	DIFF	TIME OF DAY
1 -		26.450	1:37.637	44.53	32.400	17:02:00.365
2 -	40.788	26.617	1:07.405	64.51	2.168	17:03:07.770
3 -	39.682	26.420	1:06.102	65.78	0.865	17:04:13.872
4 -	39.663	26.082	1:05.745 (3)	66.14	0.508	17:05:19.617
5 -	38.945	26.292	1:05.237 (1)	66.65		17:06:24.854
6 -	39.263	26.475	1:05.738 (2)	66.15	0.501	17:07:30.592

P32 74 MZ_R Kevin LANE		MZ MZ - Racing Lane				
IDEAL LAP TIME : 1:09.868		BEST LAP TIME : 1:09.980		DIFFERENCE : 0.112		
LAP	SECTOR 1	SECTOR 2	LAP TIME	MPH	DIFF	TIME OF DAY
1 -		27.924	1:41.445	42.86	31.465	17:02:04.173
2 -	42.476	27.759	1:10.235 (2)	61.91	0.255	17:03:14.408
3 -	42.109	27.871	1:09.980 (1)	62.14		17:04:24.388
4 -	43.104	28.371	1:11.475 (3)	60.84	1.495	17:05:35.863
5 -	43.528	28.525	1:12.053	60.35	2.073	17:06:47.916

BMCRC - MRO Championships 2024 - Rnd 1 @ Brands Hatch Indy

BMCRC Formula 400 & BMZRC 250 MZs

RACE 17 - SECTOR ANALYSIS



SECTOR 1 = FL to I1, SECTOR 2 = I1 to FL, DIFF = Difference To Personal Best Lap, P = Crossed Finish Line in Pit Lane, D = Time Disallowed

P33 123 S		Mark GALLAGHER		Honda RVF 400 -		
IDEAL LAP TIME : 55.584		BEST LAP TIME : 55.736		DIFFERENCE : 0.152		
LAP	SECTOR 1	SECTOR 2	LAP TIME	MPH	DIFF	TIME OF DAY
1 -		22.328	1:02.028	70.10	6.292	17:01:24.756
2 -	33.596	22.224	55.820 (2)	77.90	0.084	17:02:20.576
3 -	33.360	22.376	55.736 (1)	78.02		17:03:16.312
4 -	33.798	22.307	56.105 (3)	77.50	0.369	17:04:12.417
5 -	33.970	22.370	56.340	77.18	0.604	17:05:08.757
6 -	34.893	23.981	58.874	73.86	3.138	17:06:07.631

BMCRC - MRO Championships 2024 - Rnd 1 @ Brands Hatch Indy

BMCRC Formula 400 & BMZRC 250 MZs

RACE 17 - BEST SECTORS

SECTOR 1			SECTOR 2			IDEAL / BEST COMPARISON						
POS	NO	NAME	TIME	NO	NAME	TIME	POS	NO	NAME	IDEAL	BEST	DIFF
									PERFECT LAP	53.020		
1	2	GILL	31.681	15	SMITH	21.339	1	15	SMITH	53.028	53.105	0.077
2	15	SMITH	31.689	2	GILL	21.419	2	2	GILL	53.100	53.100	0.000
3	191	DANCE	31.910	191	DANCE	21.745	3	191	DANCE	53.655	53.655	0.000
4	25	SMITH	32.262	25	SMITH	21.789	4	25	SMITH	54.051	54.124	0.073
5	12	WATT	32.792	65	MOXON	21.809	5	65	MOXON	54.757	54.956	0.199
6	65	MOXON	32.948	58	ROBINSON	21.933	6	12	WATT	55.083	55.200	0.117
7	58	ROBINSON	33.178	115	DONKERSLEY	22.013	7	58	ROBINSON	55.111	55.129	0.018
8	123	GALLAGHER	33.360	67	HARVEY	22.141	8	123	GALLAGHER	55.584	55.736	0.152
9	171	HANBY	33.648	123	GALLAGHER	22.224	9	115	DONKERSLEY	55.813	56.130	0.317
10	115	DONKERSLEY	33.800	12	WATT	22.291	10	171	HANBY	56.187	56.187	0.000
11	17	BATE	34.059	171	HANBY	22.539	11	67	HARVEY	56.510	56.719	0.209
12	45	MACKENZIE	34.351	17	BATE	22.882	12	17	BATE	56.941	57.274	0.333
13	67	HARVEY	34.369	47	CARSON	23.013	13	47	CARSON	57.471	58.039	0.568
14	47	CARSON	34.458	45	MACKENZIE	23.143	14	45	MACKENZIE	57.494	57.668	0.174
15	50	YELDHAM	34.712	85	WALES	23.217	15	50	YELDHAM	58.055	58.055	0.000
16	75	WOODALL	35.033	1	MANN	23.252	16	85	WALES	58.271	58.394	0.123
17	85	WALES	35.054	95	ROGERS	23.257	17	95	ROGERS	58.318	58.453	0.135
18	95	ROGERS	35.061	50	YELDHAM	23.343	18	1	MANN	58.505	58.910	0.405
19	96	KENT	35.201	96	KENT	23.474	19	75	WOODALL	58.527	58.615	0.088
20	1	MANN	35.253	75	WOODALL	23.494	20	96	KENT	58.675	58.847	0.172
21	565	KERSHAW	35.415	565	KERSHAW	23.535	21	565	KERSHAW	58.950	59.179	0.229
22	32	ASHMEAD	35.810	55	MANSON-CHUBB	23.661	22	11	CRIPPS	59.900	59.900	0.000
23	13	RYAN	35.953	0	ATKINSON	23.860	23	55	MANSON-CHUBB	59.927	1:00.080	0.153
24	37	LAMACRAFT	35.995	11	CRIPPS	23.891	24	32	ASHMEAD	1:00.117	1:00.117	0.000
25	11	CRIPPS	36.009	32	ASHMEAD	24.307	25	13	RYAN	1:00.274	1:00.485	0.211
26	55	MANSON-CHUBB	36.266	13	RYAN	24.321	26	0	ATKINSON	1:00.357	1:00.367	0.010
27	0	ATKINSON	36.497	37	LAMACRAFT	24.481	27	37	LAMACRAFT	1:00.476	1:00.476	0.000
28	9	HOWLETT	37.610	9	HOWLETT	24.776	28	9	HOWLETT	1:02.386	1:02.641	0.255
29	41	WILLIAMS	38.144	41	WILLIAMS	24.979	29	41	WILLIAMS	1:03.123	1:03.168	0.045
30	38	PETTET	38.712	38	PETTET	25.676	30	38	PETTET	1:04.388	1:04.604	0.216
31	66	LEWIS	38.765	66	LEWIS	25.806	31	66	LEWIS	1:04.571	1:04.610	0.039
32	52	PARKER	38.945	52	PARKER	26.082	32	52	PARKER	1:05.027	1:05.237	0.210
33	74	LANE	42.109	74	LANE	27.759	33	74	LANE	1:09.868	1:09.980	0.112
34												
35												

BMCRC - MRO Championships 2024 - Rnd 1 @ Brands Hatch Indy

BMCRC Formula 400 & BMZRC 250 MZs

RACE 17 - STATISTICS

Competitors Started	33
Planned Start	2024-03-16 @ 16:00:00.000
Actual Start	2024-03-16 @ 17:00:22.727
Finish Time	2024-03-16 @ 17:06:42.792
Track Length	1.2079mi.
Total Laps	213
Total Distance Covered	257.2924mi.

Session Fastest Lap History

NO	CL	NAME	LAP TIME	TIME OF DAY	LAP	VEHICLE
2	M	Andrew GILL	53.776	17:02:14.999	2	Kawasaki ZXR400
15	M	Nick SMITH	53.767	17:02:15.232	2	Kawasaki ZXR400
2	M	Andrew GILL	53.724	17:04:03.082	4	Kawasaki ZXR400
191	M	Craig DANCE	53.655	17:04:04.584	4	Kawasaki ZX400 RR
2	M	Andrew GILL	53.100	17:04:56.182	5	Kawasaki ZXR400

Session Leader History

NO	CL	NAME	FROM LAP	LAPS LED	DISTANCE	VEHICLE
2	M	Andrew GILL	1	2	2.41 miles	Kawasaki ZXR400
15	M	Nick SMITH	3	1	1.20 miles	Kawasaki ZXR400
2	M	Andrew GILL	4	4	4.83 miles	Kawasaki ZXR400

Flag History

TYPE	TIME OF DAY
GREEN	17:00:22.727
FINISH	17:06:42.792

Flag Statistics

TYPE	COUNT	TOTAL LAPS	TOTAL TIME
Green	1	7	7:26.568
Red	0	0	0.000
Safety Car	0	0	0.000
FCY	0	0	0.000

BMCRC - MRO Championships 2024 - Rnd 1 @ Brands Hatch Indy

BMCRC Formula 400 & BMZRC 250 MZs

RACE 17 - STATISTICS

CLASS : M

12 Starters

Fastest Lap History

NO	NAME	LAP TIME	TIME OF DAY	LAP	VEHICLE
2	Andrew GILL	53.776	17:02:14.999	2	Kawasaki ZXR400
15	Nick SMITH	53.767	17:02:15.232	2	Kawasaki ZXR400
2	Andrew GILL	53.724	17:04:03.082	4	Kawasaki ZXR400
191	Craig DANCE	53.655	17:04:04.584	4	Kawasaki ZX400 RR
2	Andrew GILL	53.100	17:04:56.182	5	Kawasaki ZXR400

Leader History

NO	NAME	FROM LAP	LAPS LED	DISTANCE	VEHICLE
2	Andrew GILL	1	2	2.41 miles	Kawasaki ZXR400
15	Nick SMITH	3	1	1.20 miles	Kawasaki ZXR400
2	Andrew GILL	4	4	4.83 miles	Kawasaki ZXR400

BMCRC - MRO Championships 2024 - Rnd 1 @ Brands Hatch Indy

BMCRC Formula 400 & BMZRC 250 MZs

RACE 17 - STATISTICS

CLASS : S

4 Starters

Fastest Lap History

NO	NAME	LAP TIME	TIME OF DAY	LAP	VEHICLE
123	Mark GALLAGHER	55.820	17:02:20.597	2	Honda RVF 400
123	Mark GALLAGHER	55.736	17:03:16.334	3	Honda RVF 400
12	Kade WATT	55.557	17:04:13.556	4	Kawasaki NINJA 400
12	Kade WATT	55.200	17:07:00.810	7	Kawasaki NINJA 400

Leader History

NO	NAME	FROM LAP	LAPS LED	DISTANCE	VEHICLE
123	Mark GALLAGHER	1	5	6.03 miles	Honda RVF 400
12	Kade WATT	6	2	2.41 miles	Kawasaki NINJA 400

BMCRC - MRO Championships 2024 - Rnd 1 @ Brands Hatch Indy

BMCRC Formula 400 & BMZRC 250 MZs

RACE 17 - STATISTICS

CLASS : R

1 Starters

Fastest Lap History

NO	NAME	LAP TIME	TIME OF DAY	LAP	VEHICLE
50	Jay YELDHAM	58.441	17:02:28.281	2	Kawasaki NINJA 400
50	Jay YELDHAM	58.055	17:03:26.338	3	Kawasaki NINJA 400

Leader History

NO	NAME	FROM LAP	LAPS LED	DISTANCE	VEHICLE
50	Jay YELDHAM	1	7	8.45 miles	Kawasaki NINJA 400

BMCRC - MRO Championships 2024 - Rnd 1 @ Brands Hatch Indy

BMCRC Formula 400 & BMZRC 250 MZs

RACE 17 - STATISTICS

CLASS : MZ

13 Starters

Fastest Lap History

NO	NAME	LAP TIME	TIME OF DAY	LAP	VEHICLE
1	Alexander MANN	59.372	17:02:51.006	2	MZ TS 250
85	Andrew WALES	59.341	17:02:51.025	2	MZ ETZ 250
96	Chris KENT	58.998	17:02:51.228	2	MZ TS 250
1	Alexander MANN	58.910	17:03:49.914	3	MZ TS 250
96	Chris KENT	58.886	17:03:50.114	3	MZ TS 250
95	Christopher ROGERS	58.833	17:03:50.167	3	MZ ETZ 250
75	Peter WOODALL	58.615	17:04:51.116	4	MZ ETZ 250
95	Christopher ROGERS	58.453	17:05:47.970	5	MZ ETZ 250
85	Andrew WALES	58.394	17:06:46.671	6	MZ ETZ 250

Leader History

NO	NAME	FROM LAP	LAPS LED	DISTANCE	VEHICLE
95	Christopher ROGERS	1	1	1.20 miles	MZ ETZ 250
1	Alexander MANN	2	2	2.41 miles	MZ TS 250
96	Chris KENT	4	1	1.20 miles	MZ TS 250
95	Christopher ROGERS	5	2	2.41 miles	MZ ETZ 250

BMCRC - MRO Championships 2024 - Rnd 1 @ Brands Hatch Indy

BMCRC Formula 400 & BMZRC 250 MZs

RACE 17 - STATISTICS

CLASS : MZ_R

3 Starters

Fastest Lap History

NO	NAME	LAP TIME	TIME OF DAY	LAP	VEHICLE
37	Harry LAMACRAFT	1:01.043	17:02:54.626	2	MZ ETZ 250
37	Harry LAMACRAFT	1:00.941	17:03:55.567	3	MZ ETZ 250
11	Carl CRIPPS	1:00.829	17:04:57.483	4	MZ ETZ250
37	Harry LAMACRAFT	1:00.476	17:05:57.171	5	MZ ETZ 250
11	Carl CRIPPS	59.900	17:06:58.137	6	MZ ETZ250

Leader History

NO	NAME	FROM LAP	LAPS LED	DISTANCE	VEHICLE
37	Harry LAMACRAFT	1	6	7.24 miles	MZ ETZ 250

BMCRC - MRO Championships 2024 - Rnd 1 @ Brands Hatch Indy

BMCRC Formula 400 & BMZRC 250 MZs

RACE 6 - GRID (12 Laps)

ROW 14	42		41	29 Mark LISTER	40	22 Simon FINCH	
				1:09.980		1:05.237	
ROW 13		39	74 Kevin LANE	38	52 Tony PARKER	37	66 Graeme LEWIS
				1:04.604		1:02.641	
ROW 12	36	38 Chris PETTET	35	9 Gary HOWLETT	34	13 Gordon RYAN	
				1:00.476		1:00.117	
ROW 11		33	37 Harry LAMACRAFT	32	32 John ASHMEAD	31	11 Carl CRIPPS
				59.179		58.910	
ROW 10	30	565 Louis KERSHAW	29	1 Alexander MANN	28	96 Chris KENT	
				58.615		58.453	
ROW 9		27	75 Peter WOODALL	26	95 Christopher ROGERS	25	85 Andrew WALES
ROW 8	24		23		22		
ROW 7		21		20		19	161 Aleisha LAYTON
ROW 6	18	999 Jim DALTON	17	90 Steve RAPA	16	0 Sam ATKINSON	
						1:00.367	
ROW 5		15	55 Magnus MANSON-CHUBB	14	47 Adam CARSON	13	45 Marley MACKENZIE
				1:00.080		58.039	
ROW 4	12	17 Freddie BATE	11	67 Simon HARVEY	10	171 Dan HANBY	
				57.274		56.187	
ROW 3		9	115 Jake DONKERSLEY	8	123 Mark GALLAGHER	7	12 Kade WATT
				56.130		55.736	
ROW 2	6	58 James ROBINSON	5	65 Andrew MOXON	4	25 Haydon SMITH	
				55.129		54.956	
ROW 1		3	191 Craig DANCE	2	15 Nick SMITH	1	2 Andrew GILL
				53.655		53.105	
							Pole



These results are provisional until the conclusion of any judicial and technical matters.

Brands Hatch Indy: 1.2079 miles

Clerk Of Course:	Stewards:	Timekeeper:	<i>Craig Smith</i>	
------------------	-----------	-------------	--------------------	--

Results can be found at www.tsl-timing.com

Printed - 17:12 Saturday, 16 March 2024



BMCRC - MRO Championships 2024 - Rnd 1 @ Brands Hatch Indy

BMCRC Formula 400 & BMZRC 250 MZs

RACE 7 - CLASSIFICATION

Race Distance: 12 Laps / 14.49 miles

POS	NO	CL	PIC	NAME	ENTRY	LAPS	TIME	GAP	DIFF	MPH	BEST	ON	GRD	↑↓
1	191	M	1	Craig DANCE	Kawasaki ZX400 RR - 2 Brothers Scaffolding	12	11:53.226			73.16	57.325	11	3	2
2	2	M	2	Andrew GILL	Kawasaki ZXR400 -	12	11:53.281	0.055	0.055	73.15	57.707	8	1	-1
3	15	M	3	Nick SMITH	Kawasaki ZXR400 - Hi-Precision Engineering Ltd	12	12:11.382	18.156	18.101	71.34	59.576	4	2	-1
4	25	M	4	Haydon SMITH	Kawasaki ZXR400 - Shelf & Rail Co.	12	12:18.526	25.300	7.144	70.65	1:00.352	11	4	0
5	67	M	5	Simon HARVEY	Kawasaki ZX4RR - Retirement Fund Racing	12	12:24.740	31.514	6.214	70.06	1:00.509	12	11	6
6	90	S	1	Steve RAPA	Honda RVF400 - My Own Fair Hands	12	12:29.567	36.341	4.827	69.61	59.950	10	17	11
7	58	M	6	James ROBINSON	Kawasaki ZXR400 -	12	12:31.063	37.837	1.496	69.47	1:00.663	2	6	-1
8	47	S	2	Adam CARSON	Kawasaki ZXR400 - Allspeed,Tenpin racing, all England diar	12	12:45.106	51.880	14.043	68.20	1:00.745	11	14	6
9	55	M	7	Magnus MANSON-CHUBB	Kawasaki ZXR400L -	12	12:53.291	1:00.065	8.185	67.48	1:01.491	9	15	6
10	115	M	8	Jake DONKERSLEY	Honda VFR400 NC30 -	12	12:54.046	1:00.820	0.755	67.41	1:01.541	9	9	-1
11	123	S	3	Mark GALLAGHER	Honda RVF 400 -	12	12:55.572	1:02.346	1.526	67.28	1:03.159	12	8	-3
12	12	S	4	Kade WATT	Kawasaki NINJA 400 - 3D Racing	11	11:55.592	1 Lap	1 Lap	66.84	1:02.638	10	7	-5
13	0	M	9	Sam ATKINSON	Kawasaki - Major Heat	11	12:05.609	1 Lap	10.017	65.92	1:03.855	11	16	3
14	45	M	10	Marley MACKENZIE	- Kirkcaldy Kawasaki, ELPM	11	12:13.116	1 Lap	7.507	65.24	1:03.555	11	13	-1
15	85	MZ	1	Andrew WALES	MZ ETZ 250 - Show Control International	11	12:13.406	1 Lap	0.290	65.22	1:03.595	5	20	5
16	65	M	11	Andrew MOXON	Kawasaki ZXR 400 - Helix Homes Developments ltd	11	12:30.266	1 Lap	16.860	63.75	1:06.666	5	5	-11
17	96	MZ	2	Chris KENT	MZ TS 250 -	11	12:31.303	1 Lap	1.037	63.66	1:04.121	11	23	6
18	95	MZ	3	Christopher ROGERS	MZ ETZ 250 - CB Racing	11	12:32.979	1 Lap	1.676	63.52	1:04.772	5	21	3
19	13	MZ	4	Gordon RYAN	MZ 250 - Prism Work Psychology	11	12:36.429	1 Lap	3.450	63.23	1:04.655	11	29	10
20	161	S	5	Aleisha LAYTON	Kawasaki NINJA 300 -	11	12:37.901	1 Lap	1.472	63.11	1:06.774	11	19	-1
21	565*	MZ	5	Louis KERSHAW	MZ 250 - Team Lucky Streetsy/Walkers Campers	11	12:46.617	1 Lap	8.716	62.39	1:05.304	9	25	4
22	37	MZ_R	1	Harry LAMACRAFT	MZ ETZ 250 - All Flower No Power	11	12:48.889	1 Lap	2.272	62.21	1:06.839	10	28	6
23	11	MZ_R	2	Carl CRIPPS	MZ ETZ250 - MIS UK LTD	10	11:57.991	2 Laps	1 Lap	60.56	1:07.139	6	26	3
24	32	MZ	6	John ASHMEAD	MZ 250 -	10	11:58.272	2 Laps	0.281	60.54	1:08.045	10	27	3
25	9	MZ	7	Gary HOWLETT	MZ TS250 - HS Racing	10	11:59.567	2 Laps	1.295	60.43	1:07.508	10	30	5
26	1	MZ	8	Alexander MANN	MZ TS 250 - HS Racing	10	12:42.853	2 Laps	43.286	57.00	1:12.437	10	24	-2
27	74	MZ_R	3	Kevin LANE	MZ MZ - Racing Lane	10	12:52.778	2 Laps	9.925	56.27	1:13.700	8	34	7
28	66	MZ	9	Graeme LEWIS	MZ 250 - Morris Racing Lubricants #MRL	10	12:55.932	2 Laps	3.154	56.04	1:14.104	4	32	4

NOT CLASSIFIED

DNF	17	S		Freddie BATE	Kawasaki ZXR400 - Hartjay	9	9:40.473	3 Laps	1 Lap	67.42	1:01.457	7	12	
DNF	75	MZ		Peter WOODALL	MZ ETZ 250 - Online Lubricants	6	7:20.307	6 Laps	3 Laps	59.25	1:07.677	3	22	
DNF	171	M		Dan HANBY	Yamaha FZR 400 - HD Masonry	5	5:12.195	7 Laps	1 Lap	69.64	59.875	4	10	

FASTEST LAP

	191	M		Craig DANCE	Kawasaki ZX400 RR - 2 Brothers Scaffolding	11	57.325			75.85 mph	122.08 kph			
	90	S		Steve RAPA	Honda RVF400 - My Own Fair Hands	10	59.950			72.53 mph	116.73 kph			
	85	MZ		Andrew WALES	MZ ETZ 250 - Show Control International	5	1:03.595			68.37 mph	110.04 kph			
	37	MZ_R		Harry LAMACRAFT	MZ ETZ 250 - All Flower No Power	10	1:06.839			65.06 mph	104.70 kph			

Comments:

No. 565 - Please fit a working transponder

Class M - 92.5% of Race Speed = 67.67 mph

Class S - 92.5% of Race Speed = 64.38 mph

Class MZ - 92.5% of Race Speed = 60.32 mph

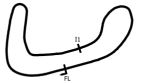
Class MZ_R - 92.5% of Race Speed = 57.54 mph

Weather / Track : Cloudy / Wet

These results are provisional until the conclusion of any judicial and technical matters.

Date: 17/03/2024 Start: 11:52 Finish: 12:03

Brands Hatch Indy: 1.2079 miles

Clerk Of Course:	Stewards:	Timekeeper:	<i>Craig Smith</i>	
------------------	-----------	-------------	--------------------	---

Results can be found at www.tsl-timing.com

Printed - 12:05 Sunday, 17 March 2024



BMCRC - MRO Championships 2024 - Rnd 1 @ Brands Hatch Indy

BMCRC Formula 400 & BMZRC 250 MZs

RACE 7 - LAP CHART

LAP 1 @ 11:53:08.724

NO	BEHIND	LAP TIME
2		1:05.572
191	0.379	1:05.951
25	0.460	1:06.032
15	0.966	1:06.538
58	1.352	1:06.924
67	4.510	1:10.082
171	5.244	1:10.816
123	5.475	1:11.047
47	6.635	1:12.207
65	6.843	1:12.415
17	7.407	1:12.979
115	7.498	1:13.070
55	7.911	1:13.483
12	8.116	1:13.688
90	8.275	1:13.847
0	9.081	1:14.653
161	11.722	1:17.294
45	12.351	1:17.923
85	23.507	1:29.079
95	26.701	1:32.273
37	28.054	1:33.626
96	28.144	1:33.716
75	28.305	1:33.877
565	29.065	1:34.637
13	29.679	1:35.251
32	29.811	1:35.383
9	32.816	1:38.388
1	32.939	1:38.511
11	33.217	1:38.789
66	33.564	1:39.136
74	35.947	1:41.519

LAP 2 @ 11:54:08.902

NO	BEHIND	LAP TIME
191		59.799
2	0.303	1:00.481
25	1.071	1:00.789
15	1.709	1:00.921
58	1.837	1:00.663
67	6.275	1:01.943
171	6.426	1:01.360
123	9.683	1:04.386
47	12.078	1:05.621
17	12.672	1:05.443
65	14.236	1:07.571
55	14.812	1:07.079
115	15.036	1:07.716
90	15.330	1:07.233
0	15.894	1:06.991
12	16.624	1:08.686
161	21.455	1:09.911
45	21.697	1:09.524
85	26.931	1:03.602
95	33.584	1:07.061
96	34.966	1:07.000
37	36.001	1:08.125
75	36.475	1:08.348
13	36.582	1:07.081
565	37.384	1:08.497
32	39.722	1:10.089
9	43.864	1:11.226
11	44.267	1:11.228
1	47.075	1:14.314

LAP 3 @ 11:55:08.561

NO	BEHIND	LAP TIME
191		59.659
2	0.260	59.616
15	2.773	1:00.723
25	3.226	1:01.814
58	4.163	1:01.985
171	6.681	59.914
67	7.686	1:01.070
123	14.063	1:04.039
17	16.776	1:03.763
47	17.276	1:04.857
90	18.176	1:02.505
55	19.425	1:04.272
115	20.976	1:05.599
0	22.496	1:06.261
12	23.752	1:06.787
65	24.408	1:09.831
45	28.948	1:06.910
161	30.625	1:08.829
85	31.006	1:03.734
95	40.334	1:06.409
96	41.597	1:06.290
13	43.115	1:06.192
75	44.493	1:07.677
37	44.705	1:08.363
565	46.549	1:08.824
32	49.721	1:09.658
9	53.927	1:09.722
11	54.014	1:09.406

LAP 4 @ 11:56:08.560

NO	BEHIND	LAP TIME
191		59.999
2	0.674	1:00.413
1	1 Lap	1:13.862
15	2.350	59.576
66	1 Lap	1:14.930
25	4.478	1:01.251
58	5.379	1:01.215
171	6.557	59.875
74	1 Lap	1:14.867
67	9.225	1:01.538
123	17.860	1:03.796
90	18.847	1:00.670
17	18.988	1:02.211
47	21.456	1:04.179
55	22.225	1:02.799
115	25.014	1:04.037
12	27.209	1:03.456
0	27.924	1:05.427
65	31.977	1:07.568
85	35.870	1:04.863
45	35.918	1:06.969
161	38.994	1:08.368
95	45.937	1:05.602
96	47.764	1:06.166
13	48.918	1:05.802
37	52.417	1:07.711
75	53.149	1:08.655
565	54.647	1:08.097
32	58.516	1:08.794

LAP 5 @ 11:57:07.863

NO	BEHIND	LAP TIME
191		59.303
2	0.361	58.990
11	1 Lap	1:07.830
15	3.217	1:00.170
9	1 Lap	1:09.270
25	7.269	1:02.094
171	7.484	1:00.230
58	8.957	1:02.881
67	12.708	1:02.786
1	1 Lap	1:14.366
66	1 Lap	1:14.104
90	20.625	1:01.081
17	21.552	1:01.867
123	22.166	1:03.609
74	1 Lap	1:14.161
47	25.341	1:03.188
55	25.755	1:02.833
115	29.553	1:03.842
12	30.737	1:02.831
0	33.167	1:04.546
65	39.340	1:06.666
85	40.162	1:03.595
45	42.025	1:05.410
161	47.544	1:07.853
95	51.406	1:04.772
96	55.119	1:06.658
13	55.440	1:05.825

LAP 6 @ 11:58:07.184

NO	BEHIND	LAP TIME
191		59.321
2	0.162	59.122
37	1 Lap	1:07.263
15	4.193	1:00.297
75	1 Lap	1:09.949
565	1 Lap	1:08.537
32	1 Lap	1:08.746
25	8.798	1:00.850
11	1 Lap	1:07.357
58	12.047	1:02.411
9	1 Lap	1:09.487
67	14.736	1:01.349
90	22.499	1:01.195
17	23.926	1:01.695
123	26.760	1:03.915
47	29.688	1:03.668
1	1 Lap	1:14.009
55	31.600	1:05.166
66	1 Lap	1:16.220
12	36.470	1:05.054
115	36.512	1:06.280
74	1 Lap	1:14.896
0	39.117	1:05.271
85	45.649	1:04.808
65	48.026	1:08.007
45	48.415	1:05.711
161	56.995	1:08.772
95	57.814	1:05.729

LAP 7 @ 11:59:05.355

NO	BEHIND	LAP TIME
2		58.009

191	0.855	59.026
96	1 Lap	1:05.936
13	1 Lap	1:05.897
15	7.771	1:01.749
37	1 Lap	1:07.878
25	12.303	1:01.676
565	1 Lap	1:07.379
58	17.005	1:03.129
75	1 Lap	1:11.801
67	18.174	1:01.609
11	1 Lap	1:07.139
32	1 Lap	1:09.161
9	1 Lap	1:08.093
90	24.336	1:00.008
17	27.212	1:01.457
123	32.483	1:03.894
47	34.309	1:02.792
55	37.183	1:03.754
12	41.785	1:03.486
115	41.866	1:03.525
0	45.449	1:04.503
1	1 Lap	1:13.246
66	1 Lap	1:15.104
85	52.792	1:05.314
74	1 Lap	1:14.653
45	55.135	1:04.891
65	57.660	1:07.805

LAP 8 @ 12:00:03.062

NO	BEHIND	LAP TIME
2		57.707
191	1.861	58.713
161	1 Lap	1:07.247
95	1 Lap	1:07.089
15	10.352	1:00.288
13	1 Lap	1:05.231
96	1 Lap	1:05.823
25	15.779	1:01.183
37	1 Lap	1:06.991
58	21.161	1:01.863
67	21.453	1:00.986
565	1 Lap	1:06.610
90	26.975	1:00.346
11	1 Lap	1:07.995
32	1 Lap	1:09.424
17	32.214	1:02.709
9	1 Lap	1:08.082
47	38.964	1:02.362
123	39.055	1:04.279
55	42.350	1:02.874
115	46.437	1:02.278
12	47.057	1:02.979
0	52.328	1:04.586

LAP 9 @ 12:01:02.387

NO	BEHIND	LAP TIME
2		59.325
85	1 Lap	1:05.509
191	1.359	58.823
45	1 Lap	1:04.454
1	2 Laps	1:14.415
65	1 Lap	1:08.142
15	11.606	1:00.579
66	2 Laps	1:17.102
74	2 Laps	1:14.709

95	1 Lap	1:06.261
161	1 Lap	1:07.813
25	16.878	1:00.424
13	1 Lap	1:05.574
96	1 Lap	1:05.352
67	22.995	1:00.867
58	23.280	1:01.444
37	1 Lap	1:07.270
90	28.134	1:00.484
565	1 Lap	1:06.328
11	1 Lap	1:09.753
17	41.238	1:08.349
47	41.465	1:01.826
32	1 Lap	1:09.490
123	43.724	1:03.994
9	1 Lap	1:09.170
55	44.516	1:01.491
115	48.653	1:01.541
12	50.577	1:02.845
0	57.264	1:04.261

LAP 10 @ 12:02:00.410

NO	BEHIND	LAP TIME
2		58.023
191	1.033	57.697
85	1 Lap	1:03.724
45	1 Lap	1:04.027
15	13.439	59.856
65	1 Lap	1:07.773
1	2 Laps	1:14.021
25	20.214	1:01.359
95	1 Lap	1:05.633
96	1 Lap	1:05.892
67	25.983	1:01.011
161	1 Lap	1:07.930
13	1 Lap	1:07.820
58	27.756	1:02.499
74	2 Laps	1:13.700
66	2 Laps	1:15.436
90	30.061	59.950
565	1 Lap	1:05.304
37	1 Lap	1:06.992
47	44.904	1:01.462
123	50.938	1:05.237
55	51.113	1:04.620
11	1 Lap	1:09.765
115	52.268	1:01.638
32	1 Lap	1:09.482
9	1 Lap	1:08.621
12	55.192	1:02.638

LAP 11 @ 12:02:58.161

NO	BEHIND	LAP TIME
2		57.751
191	0.607	57.325
0	1 Lap	1:05.255
85	1 Lap	1:04.520
45	1 Lap	1:03.742
15	16.115	1:00.427
25	22.815	1:00.352
65	1 Lap	1:06.789
67	29.222	1:00.990
95	1 Lap	1:06.146
96	1 Lap	1:04.349
90	34.158	1:01.848

BMCRC - MRO Championships 2024 - Rnd 1 @ Brands Hatch Indy

BMCRC Formula 400 & BMZRC 250 MZs

RACE 7 - LAP CHART

58	34.508	1:04.503
1	2 Laps	1:13.672
161	1 Lap	1:07.110
13	1 Lap	1:07.101
74	2 Laps	1:13.785
565	1 Lap	1:06.551
66	2 Laps	1:14.314
37	1 Lap	1:06.839
47	47.898	1:00.745
55	56.542	1:03.180
123	57.404	1:04.217
115	57.450	1:02.933

LAP 12 @ 12:03:56.378

NO	BEHIND	LAP TIME
191		57.610
2	0.055	58.272
12	1 Lap	1:03.142
11	2 Laps	1:08.729
32	2 Laps	1:08.045
9	2 Laps	1:07.508
0	1 Lap	1:03.855
15	18.156	1:00.258
45	1 Lap	1:03.555
85	1 Lap	1:04.658
25	25.300	1:00.702
67	31.514	1:00.509
90	36.341	1:00.400
65	1 Lap	1:07.699
58	37.837	1:01.546
96	1 Lap	1:04.121
95	1 Lap	1:06.004
13	1 Lap	1:04.655
161	1 Lap	1:06.774
1	2 Laps	1:12.437
47	51.880	1:02.199
565	1 Lap	1:05.852
37	1 Lap	1:07.831
74	2 Laps	1:13.739
55	1:00.065	1:01.740
115	1:00.820	1:01.587
123	1:02.346	1:03.159
66	2 Laps	1:14.959

BMCRC - MRO Championships 2024 - Rnd 1 @ Brands Hatch Indy

BMCRC Formula 400 & BMZRC 250 MZs

RACE 7 - POSITION CHART

No	Name	Lap Pos	1	2	3	4	5	6	7	8	9	10	11	12
			2	GILL	1	2	191	191	191	191	191	2	2	2
15	SMITH	2	191	2	2	2	2	2	191	191	191	191	191	2
191	DANCE	3	25	25	15	15	15	15	15	15	15	15	15	15
25	SMITH	4	15	15	25	25	25	25	25	25	25	25	25	25
65	MOXON	5	58	58	58	58	171	58	58	58	67	67	67	67
58	ROBINSON	6	67	67	171	171	58	67	67	67	58	58	90	90
12	WATT	7	171	171	67	67	67	90	90	90	90	90	58	58
123	GALLAGHER	8	123	123	123	123	90	17	17	17	17	47	47	47
115	DONKERSLEY	9	47	47	17	90	17	123	123	47	47	123	55	55
171	HANBY	10	65	17	47	17	123	47	47	123	123	55	123	115
67	HARVEY	11	17	65	90	47	47	55	55	55	55	115	115	123
17	BATE	12	115	55	55	55	55	12	12	115	115	12	12	
45	MACKENZIE	13	55	115	115	115	115	115	115	12	12	0	0	
47	CARSON	14	12	90	0	12	12	0	0	0	0	85	45	
55	MANSON-CHUBB	15	90	0	12	0	0	85	85	85	85	45	85	
0	ATKINSON	16	0	12	65	65	65	65	45	45	45	65	65	
90	RAPA	17	161	161	45	85	85	45	65	65	65	95	96	
161	LAYTON	18	45	45	161	45	45	161	161	95	95	96	95	
85	WALES	19	85	85	85	161	161	95	95	161	96	161	13	
95	ROGERS	20	95	95	95	95	95	96	13	13	161	13	161	
75	WOODALL	21	37	96	96	96	96	13	96	96	13	565	565	
96	KENT	22	96	37	13	13	13	37	37	37	565	37	37	
1	MANN	23	75	75	75	37	37	565	565	565	37	11		
565	KERSHAW	24	565	13	37	75	75	75	11	11	11	32		
11	CRIPPS	25	13	565	565	565	565	11	32	32	32	9		
32	ASHMEAD	26	32	32	32	32	32	32	9	9	9	1		
37	LAMACRAFT	27	9	9	9	11	11	9	1	1	1	74		
13	RYAN	28	1	11	11	9	9	1	66	74	74	66		
9	HOWLETT	29	11	1	1	1	1	66	74	66	66			
66	LEWIS	30	66	66	66	66	66	74						
74	LANE	31	74	74	74	74	74							

BMCRC - MRO Championships 2024 - Rnd 1 @ Brands Hatch Indy

BMCRC Formula 400 & BMZRC 250 MZs

RACE 7 - SECTOR ANALYSIS



SECTOR 1 = FL to I1, SECTOR 2 = I1 to FL, DIFF = Difference To Personal Best Lap, P = Crossed Finish Line in Pit Lane, D = Time Disallowed

P1		191 M	Craig DANCE	Kawasaki ZX400 RR - 2 Brothers Scaffolding		
IDEAL LAP TIME : 57.114		BEST LAP TIME : 57.325		DIFFERENCE : 0.211		
LAP	SECTOR 1	SECTOR 2	LAP TIME	MPH	DIFF	TIME OF DAY
1 -		24.429	1:05.951	65.93	8.626	11:53:09.103
2 -	35.994	23.805	59.799	72.72	2.474	11:54:08.902
3 -	35.466	24.193	59.659	72.89	2.334	11:55:08.561
4 -	35.597	24.402	59.999	72.47	2.674	11:56:08.560
5 -	35.243	24.060	59.303	73.32	1.978	11:57:07.863
6 -	35.291	24.030	59.321	73.30	1.996	11:58:07.184
7 -	35.090	23.936	59.026	73.67	1.701	11:59:06.210
8 -	34.995	23.718	58.713	74.06	1.388	12:00:04.923
9 -	34.678	24.145	58.823	73.92	1.498	12:01:03.746
10 -	34.439	23.258	57.697 (3)	75.36	0.372	12:02:01.443
11 -	34.169	23.156	57.325 (1)	75.85		12:02:58.768
12 -	34.665	22.945	57.610 (2)	75.48	0.285	12:03:56.378

P2		2 M	Andrew GILL	Kawasaki ZXR400 -		
IDEAL LAP TIME : 57.429		BEST LAP TIME : 57.707		DIFFERENCE : 0.278		
LAP	SECTOR 1	SECTOR 2	LAP TIME	MPH	DIFF	TIME OF DAY
1 -		24.482	1:05.572	66.31	7.865	11:53:08.724
2 -	36.662	23.819	1:00.481	71.90	2.774	11:54:09.205
3 -	35.912	23.704	59.616	72.94	1.909	11:55:08.821
4 -	36.782	23.631	1:00.413	71.98	2.706	11:56:09.234
5 -	35.198	23.792	58.990	73.71	1.283	11:57:08.224
6 -	35.175	23.947	59.122	73.55	1.415	11:58:07.346
7 -	34.643	23.366	58.009 (3)	74.96	0.302	11:59:05.355
8 -	34.699	23.008	57.707 (1)	75.35		12:00:03.062
9 -	35.358	23.967	59.325	73.30	1.618	12:01:02.387
10 -	34.964	23.059	58.023	74.94	0.316	12:02:00.410
11 -	34.735	23.016	57.751 (2)	75.29	0.044	12:02:58.161
12 -	35.486	22.786	58.272	74.62	0.565	12:03:56.433

P3		15 M	Nick SMITH	Kawasaki ZXR400 - Hi-Precision Engineering Ltd		
IDEAL LAP TIME : 59.537		BEST LAP TIME : 59.576		DIFFERENCE : 0.039		
LAP	SECTOR 1	SECTOR 2	LAP TIME	MPH	DIFF	TIME OF DAY
1 -		24.730	1:06.538	65.35	6.962	11:53:09.690
2 -	36.695	24.226	1:00.921	71.38	1.345	11:54:10.611
3 -	36.715	24.008	1:00.723	71.61	1.147	11:55:11.334
4 -	35.812	23.764	59.576 (1)	72.99		11:56:10.910
5 -	36.231	23.939	1:00.170 (3)	72.27	0.594	11:57:11.080
6 -	36.374	23.923	1:00.297	72.11	0.721	11:58:11.377
7 -	36.903	24.846	1:01.749	70.42	2.173	11:59:13.126
8 -	36.193	24.095	1:00.288	72.13	0.712	12:00:13.414
9 -	36.586	23.993	1:00.579	71.78	1.003	12:01:13.993
10 -	36.131	23.725	59.856 (2)	72.65	0.280	12:02:13.849
11 -	36.462	23.965	1:00.427	71.96	0.851	12:03:14.276
12 -	36.057	24.201	1:00.258	72.16	0.682	12:04:14.534

BMCRC - MRO Championships 2024 - Rnd 1 @ Brands Hatch Indy

BMCRC Formula 400 & BMZRC 250 MZs

RACE 7 - SECTOR ANALYSIS



SECTOR 1 = FL to I1, SECTOR 2 = I1 to FL, DIFF = Difference To Personal Best Lap, P = Crossed Finish Line in Pit Lane, D = Time Disallowed

P4 25 M Haydon SMITH		Kawasaki ZXR400 - Shelf & Rail Co.				
IDEAL LAP TIME : 1:00.272		BEST LAP TIME : 1:00.352		DIFFERENCE : 0.080		
LAP	SECTOR 1	SECTOR 2	LAP TIME	MPH	DIFF	TIME OF DAY
1 -		24.712	1:06.032	65.85	5.680	11:53:09.184
2 -	36.412	24.377	1:00.789	71.53	0.437	11:54:09.973
3 -	37.708	24.106	1:01.814	70.34	1.462	11:55:11.787
4 -	36.523	24.728	1:01.251	70.99	0.899	11:56:13.038
5 -	37.939	24.155	1:02.094	70.03	1.742	11:57:15.132
6 -	36.387	24.463	1:00.850	71.46	0.498	11:58:15.982
7 -	36.832	24.844	1:01.676	70.50	1.324	11:59:17.658
8 -	36.683	24.500	1:01.183	71.07	0.831	12:00:18.841
9 -	36.539	23.885	1:00.424 (2)	71.96	0.072	12:01:19.265
10 -	37.201	24.158	1:01.359	70.87	1.007	12:02:20.624
11 -	36.466	23.886	1:00.352 (1)	72.05		12:03:20.976
12 -	36.519	24.183	1:00.702 (3)	71.63	0.350	12:04:21.678

P5 67 M Simon HARVEY		Kawasaki ZX4RR - Retirement Fund Racing				
IDEAL LAP TIME : 1:00.115		BEST LAP TIME : 1:00.509		DIFFERENCE : 0.394		
LAP	SECTOR 1	SECTOR 2	LAP TIME	MPH	DIFF	TIME OF DAY
1 -		25.061	1:10.082	62.04	9.573	11:53:13.234
2 -	37.305	24.638	1:01.943	70.20	1.434	11:54:15.177
3 -	36.900	24.170	1:01.070	71.20	0.561	11:55:16.247
4 -	36.936	24.602	1:01.538	70.66	1.029	11:56:17.785
5 -	37.503	25.283	1:02.786	69.26	2.277	11:57:20.571
6 -	36.377	24.972	1:01.349	70.88	0.840	11:58:21.920
7 -	36.998	24.611	1:01.609	70.58	1.100	11:59:23.529
8 -	36.068	24.918	1:00.986 (3)	71.30	0.477	12:00:24.515
9 -	36.688	24.179	1:00.867 (2)	71.44	0.358	12:01:25.382
10 -	36.261	24.750	1:01.011	71.27	0.502	12:02:26.393
11 -	36.943	24.047	1:00.990	71.30	0.481	12:03:27.383
12 -	36.402	24.107	1:00.509 (1)	71.86		12:04:27.892

P6 90 S Steve RAPA		Honda RVF400 - My Own Fair Hands				
IDEAL LAP TIME : 59.781		BEST LAP TIME : 59.950		DIFFERENCE : 0.169		
LAP	SECTOR 1	SECTOR 2	LAP TIME	MPH	DIFF	TIME OF DAY
1 -		26.561	1:13.847	58.88	13.897	11:53:16.999
2 -	41.835	25.398	1:07.233	64.67	7.283	11:54:24.232
3 -	38.301	24.204	1:02.505	69.57	2.555	11:55:26.737
4 -	36.420	24.250	1:00.670	71.67	0.720	11:56:27.407
5 -	36.997	24.084	1:01.081	71.19	1.131	11:57:28.488
6 -	36.846	24.349	1:01.195	71.06	1.245	11:58:29.683
7 -	35.989	24.019	1:00.008 (2)	72.46	0.058	11:59:29.691
8 -	36.482	23.864	1:00.346 (3)	72.06	0.396	12:00:30.037
9 -	36.062	24.422	1:00.484	71.89	0.534	12:01:30.521
10 -	35.917	24.033	59.950 (1)	72.53		12:02:30.471
11 -	36.942	24.906	1:01.848	70.31	1.898	12:03:32.319
12 -	36.078	24.322	1:00.400	71.99	0.450	12:04:32.719

BMCRC - MRO Championships 2024 - Rnd 1 @ Brands Hatch Indy

BMCRC Formula 400 & BMZRC 250 MZs

RACE 7 - SECTOR ANALYSIS



SECTOR 1 = FL to I1, SECTOR 2 = I1 to FL, DIFF = Difference To Personal Best Lap, P = Crossed Finish Line in Pit Lane, D = Time Disallowed

P7		58 M	James ROBINSON	Kawasaki ZXR400 -		
IDEAL LAP TIME : 59.991		BEST LAP TIME : 1:00.663		DIFFERENCE : 0.672		
LAP	SECTOR 1	SECTOR 2	LAP TIME	MPH	DIFF	TIME OF DAY
1 -		24.505	1:06.924	64.97	6.261	11:53:10.076
2 -	37.065	23.598	1:00.663 (1)	71.68		11:54:10.739
3 -	37.967	24.018	1:01.985	70.15	1.322	11:55:12.724
4 -	36.393	24.822	1:01.215 (2)	71.03	0.552	11:56:13.939
5 -	38.257	24.624	1:02.881	69.15	2.218	11:57:16.820
6 -	36.702	25.709	1:02.411	69.67	1.748	11:58:19.231
7 -	37.717	25.412	1:03.129	68.88	2.466	11:59:22.360
8 -	36.803	25.060	1:01.863	70.29	1.200	12:00:24.223
9 -	37.120	24.324	1:01.444 (3)	70.77	0.781	12:01:25.667
10 -	37.075	25.424	1:02.499	69.57	1.836	12:02:28.166
11 -	39.048	25.455	1:04.503	67.41	3.840	12:03:32.669
12 -	36.991	24.555	1:01.546	70.65	0.883	12:04:34.215

P8		47 S	Adam CARSON	Kawasaki ZXR400 - Allspeed,Tenpin racing, all England diamor		
IDEAL LAP TIME : 1:00.684		BEST LAP TIME : 1:00.745		DIFFERENCE : 0.061		
LAP	SECTOR 1	SECTOR 2	LAP TIME	MPH	DIFF	TIME OF DAY
1 -		26.462	1:12.207	60.22	11.462	11:53:15.359
2 -	40.021	25.600	1:05.621	66.26	4.876	11:54:20.980
3 -	39.273	25.584	1:04.857	67.04	4.112	11:55:25.837
4 -	38.884	25.295	1:04.179	67.75	3.434	11:56:30.016
5 -	38.308	24.880	1:03.188	68.82	2.443	11:57:33.204
6 -	38.199	25.469	1:03.668	68.30	2.923	11:58:36.872
7 -	37.942	24.850	1:02.792	69.25	2.047	11:59:39.664
8 -	37.501	24.861	1:02.362	69.73	1.617	12:00:42.026
9 -	37.376	24.450	1:01.826 (3)	70.33	1.081	12:01:43.852
10 -	37.448	24.014	1:01.462 (2)	70.75	0.717	12:02:45.314
11 -	36.670	24.075	1:00.745 (1)	71.58		12:03:46.059
12 -	37.644	24.555	1:02.199	69.91	1.454	12:04:48.258

P9		55 M	Magnus MANSON-CHUBB	Kawasaki ZXR400L -		
IDEAL LAP TIME : 1:01.491		BEST LAP TIME : 1:01.491		DIFFERENCE : 0.000		
LAP	SECTOR 1	SECTOR 2	LAP TIME	MPH	DIFF	TIME OF DAY
1 -		26.425	1:13.483	59.17	11.992	11:53:16.635
2 -	41.554	25.525	1:07.079	64.82	5.588	11:54:23.714
3 -	39.466	24.806	1:04.272	67.65	2.781	11:55:27.986
4 -	38.171	24.628	1:02.799 (3)	69.24	1.308	11:56:30.785
5 -	38.330	24.503	1:02.833	69.20	1.342	11:57:33.618
6 -	38.339	26.827	1:05.166	66.73	3.675	11:58:38.784
7 -	39.061	24.693	1:03.754	68.20	2.263	11:59:42.538
8 -	38.267	24.607	1:02.874	69.16	1.383	12:00:45.412
9 -	37.418	24.073	1:01.491 (1)	70.71		12:01:46.903
10 -	39.629	24.991	1:04.620	67.29	3.129	12:02:51.523
11 -	38.782	24.398	1:03.180	68.82	1.689	12:03:54.703
12 -	37.583	24.157	1:01.740 (2)	70.43	0.249	12:04:56.443

BMCRC - MRO Championships 2024 - Rnd 1 @ Brands Hatch Indy

BMCRC Formula 400 & BMZRC 250 MZs

RACE 7 - SECTOR ANALYSIS



SECTOR 1 = FL to I1, SECTOR 2 = I1 to FL, DIFF = Difference To Personal Best Lap, P = Crossed Finish Line in Pit Lane, D = Time Disallowed

P10 115 M		Jake DONKERSLEY		Honda VFR400 NC30 -		
IDEAL LAP TIME : 1:01.091		BEST LAP TIME : 1:01.541		DIFFERENCE : 0.450		
LAP	SECTOR 1	SECTOR 2	LAP TIME	MPH	DIFF	TIME OF DAY
1 -		26.290	1:13.070	59.51	11.529	11:53:16.222
2 -	41.638	26.078	1:07.716	64.21	6.175	11:54:23.938
3 -	40.140	25.459	1:05.599	66.29	4.058	11:55:29.537
4 -	38.740	25.297	1:04.037	67.90	2.496	11:56:33.574
5 -	38.509	25.333	1:03.842	68.11	2.301	11:57:37.416
6 -	38.823	27.457	1:06.280	65.60	4.739	11:58:43.696
7 -	38.567	24.958	1:03.525	68.45	1.984	11:59:47.221
8 -	37.203	25.075	1:02.278	69.82	0.737	12:00:49.499
9 -	36.945	24.596	1:01.541 (1)	70.66		12:01:51.040
10 -	37.198	24.440	1:01.638 (3)	70.55	0.097	12:02:52.678
11 -	37.895	25.038	1:02.933	69.09	1.392	12:03:55.611
12 -	37.441	24.146	1:01.587 (2)	70.60	0.046	12:04:57.198

P11 123 S		Mark GALLAGHER		Honda RVF 400 -		
IDEAL LAP TIME : 1:02.908		BEST LAP TIME : 1:03.159		DIFFERENCE : 0.251		
LAP	SECTOR 1	SECTOR 2	LAP TIME	MPH	DIFF	TIME OF DAY
1 -		25.932	1:11.047	61.20	7.888	11:53:14.199
2 -	38.954	25.432	1:04.386	67.53	1.227	11:54:18.585
3 -	38.280	25.759	1:04.039	67.90	0.880	11:55:22.624
4 -	38.266	25.530	1:03.796 (3)	68.16	0.637	11:56:26.420
5 -	38.629	24.980	1:03.609 (2)	68.36	0.450	11:57:30.029
6 -	38.280	25.635	1:03.915	68.03	0.756	11:58:33.944
7 -	38.512	25.382	1:03.894	68.05	0.735	11:59:37.838
8 -	38.478	25.801	1:04.279	67.65	1.120	12:00:42.117
9 -	38.620	25.374	1:03.994	67.95	0.835	12:01:46.111
10 -	39.171	26.066	1:05.237	66.65	2.078	12:02:51.348
11 -	38.659	25.558	1:04.217	67.71	1.058	12:03:55.565
12 -	37.928	25.231	1:03.159 (1)	68.85		12:04:58.724

P12 12 S		Kade WATT		Kawasaki NINJA 400 - 3D Racing		
IDEAL LAP TIME : 1:02.374		BEST LAP TIME : 1:02.638		DIFFERENCE : 0.264		
LAP	SECTOR 1	SECTOR 2	LAP TIME	MPH	DIFF	TIME OF DAY
1 -		26.868	1:13.688	59.01	11.050	11:53:16.840
2 -	42.040	26.646	1:08.686	63.31	6.048	11:54:25.526
3 -	40.139	26.648	1:06.787	65.11	4.149	11:55:32.313
4 -	38.034	25.422	1:03.456	68.52	0.818	11:56:35.769
5 -	37.775	25.056	1:02.831 (2)	69.21	0.193	11:57:38.600
6 -	38.352	26.702	1:05.054	66.84	2.416	11:58:43.654
7 -	38.037	25.449	1:03.486	68.49	0.848	11:59:47.140
8 -	37.723	25.256	1:02.979	69.04	0.341	12:00:50.119
9 -	37.466	25.379	1:02.845 (3)	69.19	0.207	12:01:52.964
10 -	37.328	25.310	1:02.638 (1)	69.42		12:02:55.602
11 -	38.096	25.046	1:03.142	68.87	0.504	12:03:58.744

P13 0 M		Sam ATKINSON		Kawasaki - Major Heat		
IDEAL LAP TIME : 1:03.851		BEST LAP TIME : 1:03.855		DIFFERENCE : 0.004		
LAP	SECTOR 1	SECTOR 2	LAP TIME	MPH	DIFF	TIME OF DAY
1 -		26.933	1:14.653	58.25	10.798	11:53:17.805
2 -	41.060	25.931	1:06.991	64.91	3.136	11:54:24.796
3 -	40.231	26.030	1:06.261	65.62	2.406	11:55:31.057
4 -	39.265	26.162	1:05.427	66.46	1.572	11:56:36.484
5 -	39.048	25.498	1:04.546	67.37	0.691	11:57:41.030
6 -	39.285	25.986	1:05.271	66.62	1.416	11:58:46.301
7 -	38.913	25.590	1:04.503 (3)	67.41	0.648	11:59:50.804
8 -	38.861	25.725	1:04.586	67.33	0.731	12:00:55.390
9 -	38.529	25.732	1:04.261 (2)	67.67	0.406	12:01:59.651
10 -	39.608	25.647	1:05.255	66.64	1.400	12:03:04.906
11 -	38.533	25.322	1:03.855 (1)	68.10		12:04:08.761

BMCRC - MRO Championships 2024 - Rnd 1 @ Brands Hatch Indy

BMCRC Formula 400 & BMZRC 250 MZs

RACE 7 - SECTOR ANALYSIS



SECTOR 1 = FL to I1, SECTOR 2 = I1 to FL, DIFF = Difference To Personal Best Lap, P = Crossed Finish Line in Pit Lane, D = Time Disallowed

P14 45 M		Marley MACKENZIE		- Kirkcaldy Kawasaki, ELPM		
IDEAL LAP TIME : 1:03.555		BEST LAP TIME : 1:03.555		DIFFERENCE : 0.000		
LAP	SECTOR 1	SECTOR 2	LAP TIME	MPH	DIFF	TIME OF DAY
1 -		27.984	1:17.923	55.80	14.368	11:53:21.075
2 -	41.899	27.625	1:09.524	62.54	5.969	11:54:30.599
3 -	40.186	26.724	1:06.910	64.99	3.355	11:55:37.509
4 -	40.126	26.843	1:06.969	64.93	3.414	11:56:44.478
5 -	39.226	26.184	1:05.410	66.48	1.855	11:57:49.888
6 -	39.117	26.594	1:05.711	66.17	2.156	11:58:55.599
7 -	39.099	25.792	1:04.891	67.01	1.336	12:00:00.490
8 -	38.274	26.180	1:04.454	67.46	0.899	12:01:04.944
9 -	38.379	25.648	1:04.027 (3)	67.91	0.472	12:02:08.971
10 -	38.169	25.573	1:03.742 (2)	68.22	0.187	12:03:12.713
11 -	37.991	25.564	1:03.555 (1)	68.42		12:04:16.268

P15 85 MZ		Andrew WALES		MZ ETZ 250 - Show Control International		
IDEAL LAP TIME : 1:03.417		BEST LAP TIME : 1:03.595		DIFFERENCE : 0.178		
LAP	SECTOR 1	SECTOR 2	LAP TIME	MPH	DIFF	TIME OF DAY
1 -		25.667	1:29.079	48.81	25.484	11:53:32.231
2 -	38.076	25.526	1:03.602 (2)	68.37	0.007	11:54:35.833
3 -	38.177	25.557	1:03.734	68.23	0.139	11:55:39.567
4 -	38.573	26.290	1:04.863	67.04	1.268	11:56:44.430
5 -	38.229	25.366	1:03.595 (1)	68.37		11:57:48.025
6 -	38.974	25.834	1:04.808	67.09	1.213	11:58:52.833
7 -	38.382	26.932	1:05.314	66.57	1.719	11:59:58.147
8 -	38.691	26.818	1:05.509	66.38	1.914	12:01:03.656
9 -	38.051	25.673	1:03.724 (3)	68.24	0.129	12:02:07.380
10 -	38.457	26.063	1:04.520	67.39	0.925	12:03:11.900
11 -	38.569	26.089	1:04.658	67.25	1.063	12:04:16.558

P16 65 M		Andrew MOXON		Kawasaki ZXR 400 - Helix Homes Developments Ltd		
IDEAL LAP TIME : 1:06.248		BEST LAP TIME : 1:06.666		DIFFERENCE : 0.418		
LAP	SECTOR 1	SECTOR 2	LAP TIME	MPH	DIFF	TIME OF DAY
1 -		27.340	1:12.415	60.05	5.749	11:53:15.567
2 -	41.192	26.379	1:07.571	64.35	0.905	11:54:23.138
3 -	42.568	27.263	1:09.831	62.27	3.165	11:55:32.969
4 -	40.812	26.756	1:07.568 (3)	64.35	0.902	11:56:40.537
5 -	40.201	26.465	1:06.666 (1)	65.22		11:57:47.203
6 -	41.188	26.819	1:08.007	63.94	1.341	11:58:55.210
7 -	41.255	26.550	1:07.805	64.13	1.139	12:00:03.015
8 -	40.880	27.262	1:08.142	63.81	1.476	12:01:11.157
9 -	40.635	27.138	1:07.773	64.16	1.107	12:02:18.930
10 -	40.742	26.047	1:06.789 (2)	65.10	0.123	12:03:25.719
11 -	41.097	26.602	1:07.699	64.23	1.033	12:04:33.418

P17 96 MZ		Chris KENT		MZ TS 250 -		
IDEAL LAP TIME : 1:04.121		BEST LAP TIME : 1:04.121		DIFFERENCE : 0.000		
LAP	SECTOR 1	SECTOR 2	LAP TIME	MPH	DIFF	TIME OF DAY
1 -		26.918	1:33.716	46.40	29.595	11:53:36.868
2 -	40.721	26.279	1:07.000	64.90	2.879	11:54:43.868
3 -	39.662	26.628	1:06.290	65.59	2.169	11:55:50.158
4 -	39.712	26.454	1:06.166	65.72	2.045	11:56:56.324
5 -	40.174	26.484	1:06.658	65.23	2.537	11:58:02.982
6 -	39.725	26.211	1:05.936	65.95	1.815	11:59:08.918
7 -	39.539	26.284	1:05.823	66.06	1.702	12:00:14.741
8 -	39.270	26.082	1:05.352 (3)	66.54	1.231	12:01:20.093
9 -	39.898	25.994	1:05.892	65.99	1.771	12:02:25.985
10 -	38.851	25.498	1:04.349 (2)	67.57	0.228	12:03:30.334
11 -	38.710	25.411	1:04.121 (1)	67.81		12:04:34.455

BMCRC - MRO Championships 2024 - Rnd 1 @ Brands Hatch Indy

BMCRC Formula 400 & BMZRC 250 MZs

RACE 7 - SECTOR ANALYSIS



SECTOR 1 = FL to I1, SECTOR 2 = I1 to FL, DIFF = Difference To Personal Best Lap, P = Crossed Finish Line in Pit Lane, D = Time Disallowed

P18 95 MZ Christopher ROGERS			MZ ETZ 250 - CB Racing			
IDEAL LAP TIME : 1:04.772		BEST LAP TIME : 1:04.772		DIFFERENCE : 0.000		
LAP	SECTOR 1	SECTOR 2	LAP TIME	MPH	DIFF	TIME OF DAY
1 -		26.879	1:32.273	47.12	27.501	11:53:35.425
2 -	40.560	26.501	1:07.061	64.84	2.289	11:54:42.486
3 -	40.090	26.319	1:06.409	65.48	1.637	11:55:48.895
4 -	39.588	26.014	1:05.602 (2)	66.28	0.830	11:56:54.497
5 -	39.136	25.636	1:04.772 (1)	67.13		11:57:59.269
6 -	39.489	26.240	1:05.729	66.15	0.957	11:59:04.998
7 -	39.809	27.280	1:07.089	64.81	2.317	12:00:12.087
8 -	40.440	25.821	1:06.261	65.62	1.489	12:01:18.348
9 -	39.907	25.726	1:05.633 (3)	66.25	0.861	12:02:23.981
10 -	40.283	25.863	1:06.146	65.74	1.374	12:03:30.127
11 -	39.831	26.173	1:06.004	65.88	1.232	12:04:36.131

P19 13 MZ Gordon RYAN			MZ 250 - Prism Work Psychology			
IDEAL LAP TIME : 1:04.471		BEST LAP TIME : 1:04.655		DIFFERENCE : 0.184		
LAP	SECTOR 1	SECTOR 2	LAP TIME	MPH	DIFF	TIME OF DAY
1 -		27.521	1:35.251	45.65	30.596	11:53:38.403
2 -	40.387	26.694	1:07.081	64.82	2.426	11:54:45.484
3 -	39.568	26.624	1:06.192	65.69	1.537	11:55:51.676
4 -	39.499	26.303	1:05.802	66.08	1.147	11:56:57.478
5 -	39.071	26.754	1:05.825	66.06	1.170	11:58:03.303
6 -	39.593	26.304	1:05.897	65.99	1.242	11:59:09.200
7 -	38.811	26.420	1:05.231 (2)	66.66	0.576	12:00:14.431
8 -	38.580	26.994	1:05.574 (3)	66.31	0.919	12:01:20.005
9 -	40.399	27.421	1:07.820	64.11	3.165	12:02:27.825
10 -	40.005	27.096	1:07.101	64.80	2.446	12:03:34.926
11 -	38.764	25.891	1:04.655 (1)	67.25		12:04:39.581

P20 161 S Aleisha LAYTON			Kawasaki NINJA 300 -			
IDEAL LAP TIME : 1:06.637		BEST LAP TIME : 1:06.774		DIFFERENCE : 0.137		
LAP	SECTOR 1	SECTOR 2	LAP TIME	MPH	DIFF	TIME OF DAY
1 -		27.606	1:17.294	56.25	10.520	11:53:20.446
2 -	42.310	27.601	1:09.911	62.20	3.137	11:54:30.357
3 -	41.797	27.032	1:08.829	63.17	2.055	11:55:39.186
4 -	41.003	27.365	1:08.368	63.60	1.594	11:56:47.554
5 -	40.666	27.187	1:07.853	64.08	1.079	11:57:55.407
6 -	41.385	27.387	1:08.772	63.23	1.998	11:59:04.179
7 -	40.365	26.882	1:07.247 (3)	64.66	0.473	12:00:11.426
8 -	40.960	26.853	1:07.813	64.12	1.039	12:01:19.239
9 -	40.713	27.217	1:07.930	64.01	1.156	12:02:27.169
10 -	40.182	26.928	1:07.110 (2)	64.79	0.336	12:03:34.279
11 -	40.319	26.455	1:06.774 (1)	65.12		12:04:41.053

P21 565 MZ Louis KERSHAW			MZ 250 - Team Lucky Streetsy/Walkers Campers			
IDEAL LAP TIME :		BEST LAP TIME : 1:05.304		DIFFERENCE :		
LAP	SECTOR 1	SECTOR 2	LAP TIME	MPH	DIFF	TIME OF DAY
1 -			1:34.637	45.94	29.333	11:53:37.789
2 -			1:08.497	63.48	3.192	11:54:46.286
3 -			1:08.824	63.18	3.519	11:55:55.110
4 -			1:08.097	63.85	2.792	11:57:03.207
5 -			1:08.537	63.44	3.232	11:58:11.744
6 -			1:07.379	64.53	2.074	11:59:19.123
7 -			1:06.610	65.28	1.305	12:00:25.733
8 -			1:06.328 (3)	65.56	1.023	12:01:32.061
9 -			1:05.304 (1)	66.58		12:02:37.365
10 -			1:06.551	65.34	1.246	12:03:43.917
11 -			1:05.852 (2)	66.03	0.547	12:04:49.769

BMCRC - MRO Championships 2024 - Rnd 1 @ Brands Hatch Indy

BMCRC Formula 400 & BMZRC 250 MZs

RACE 7 - SECTOR ANALYSIS



SECTOR 1 = FL to I1, SECTOR 2 = I1 to FL, DIFF = Difference To Personal Best Lap, P = Crossed Finish Line in Pit Lane, D = Time Disallowed

P22 37 MZ_R Harry LAMACRAFT			MZ ETZ 250 - All Flower No Power			
IDEAL LAP TIME : 1:06.366		BEST LAP TIME : 1:06.839		DIFFERENCE : 0.473		
LAP	SECTOR 1	SECTOR 2	LAP TIME	MPH	DIFF	TIME OF DAY
1 -		27.864	1:33.626	46.44	26.787	11:53:36.778
2 -	41.143	26.982	1:08.125	63.83	1.286	11:54:44.903
3 -	40.455	27.908	1:08.363	63.61	1.524	11:55:53.266
4 -	40.510	27.201	1:07.711	64.22	0.872	11:57:00.977
5 -	40.220	27.043	1:07.263	64.65	0.424	11:58:08.240
6 -	40.238	27.640	1:07.878	64.06	1.039	11:59:16.118
7 -	39.886	27.105	1:06.991 (2)	64.91	0.152	12:00:23.109
8 -	40.217	27.053	1:07.270	64.64	0.431	12:01:30.379
9 -	39.972	27.020	1:06.992 (3)	64.91	0.153	12:02:37.371
10 -	40.359	26.480	1:06.839 (1)	65.06		12:03:44.210
11 -	40.738	27.093	1:07.831	64.10	0.992	12:04:52.041

P23 11 MZ_R Carl CRIPPS			MZ ETZ250 - MIS UK LTD			
IDEAL LAP TIME : 1:06.612		BEST LAP TIME : 1:07.139		DIFFERENCE : 0.527		
LAP	SECTOR 1	SECTOR 2	LAP TIME	MPH	DIFF	TIME OF DAY
1 -		29.300	1:38.789	44.01	31.650	11:53:41.941
2 -	43.256	27.972	1:11.228	61.05	4.089	11:54:53.169
3 -	42.151	27.255	1:09.406	62.65	2.267	11:56:02.575
4 -	40.988	26.842	1:07.830 (3)	64.11	0.691	11:57:10.405
5 -	40.267	27.090	1:07.357 (2)	64.56	0.218	11:58:17.762
6 -	39.770	27.369	1:07.139 (1)	64.77		11:59:24.901
7 -	40.813	27.182	1:07.995	63.95	0.856	12:00:32.896
8 -	41.983	27.770	1:09.753	62.34	2.614	12:01:42.649
9 -	42.156	27.609	1:09.765	62.33	2.626	12:02:52.414
10 -	41.360	27.369	1:08.729	63.27	1.590	12:04:01.143

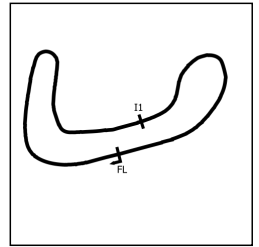
P24 32 MZ John ASHMEAD			MZ 250 -			
IDEAL LAP TIME : 1:08.045		BEST LAP TIME : 1:08.045		DIFFERENCE : 0.000		
LAP	SECTOR 1	SECTOR 2	LAP TIME	MPH	DIFF	TIME OF DAY
1 -		27.782	1:35.383	45.59	27.338	11:53:38.535
2 -	42.108	27.981	1:10.089	62.04	2.044	11:54:48.624
3 -	41.751	27.907	1:09.658	62.42	1.613	11:55:58.282
4 -	41.190	27.604	1:08.794 (3)	63.21	0.749	11:57:07.076
5 -	41.329	27.417	1:08.746 (2)	63.25	0.701	11:58:15.822
6 -	41.580	27.581	1:09.161	62.87	1.116	11:59:24.983
7 -	41.885	27.539	1:09.424	62.63	1.379	12:00:34.407
8 -	41.605	27.885	1:09.490	62.57	1.445	12:01:43.897
9 -	41.848	27.634	1:09.482	62.58	1.437	12:02:53.379
10 -	40.791	27.254	1:08.045 (1)	63.90		12:04:01.424

P25 9 MZ Gary HOWLETT			MZ TS250 - HS Racing			
IDEAL LAP TIME : 1:07.508		BEST LAP TIME : 1:07.508		DIFFERENCE : 0.000		
LAP	SECTOR 1	SECTOR 2	LAP TIME	MPH	DIFF	TIME OF DAY
1 -		29.022	1:38.388	44.19	30.880	11:53:41.540
2 -	43.372	27.854	1:11.226	61.05	3.718	11:54:52.766
3 -	42.288	27.434	1:09.722	62.37	2.214	11:56:02.488
4 -	42.127	27.143	1:09.270	62.77	1.762	11:57:11.758
5 -	41.922	27.565	1:09.487	62.58	1.979	11:58:21.245
6 -	41.255	26.838	1:08.093 (3)	63.86	0.585	11:59:29.338
7 -	41.300	26.782	1:08.082 (2)	63.87	0.574	12:00:37.420
8 -	42.230	26.940	1:09.170	62.86	1.662	12:01:46.590
9 -	41.689	26.932	1:08.621	63.37	1.113	12:02:55.211
10 -	41.186	26.322	1:07.508 (1)	64.41		12:04:02.719

BMCRC - MRO Championships 2024 - Rnd 1 @ Brands Hatch Indy

BMCRC Formula 400 & BMZRC 250 MZs

RACE 7 - SECTOR ANALYSIS



SECTOR 1 = FL to I1, SECTOR 2 = I1 to FL, DIFF = Difference To Personal Best Lap, P = Crossed Finish Line in Pit Lane, D = Time Disallowed

P26 1 MZ Alexander MANN			MZ TS 250 - HS Racing			
IDEAL LAP TIME : 1:12.437		BEST LAP TIME : 1:12.437		DIFFERENCE : 0.000		
LAP	SECTOR 1	SECTOR 2	LAP TIME	MPH	DIFF	TIME OF DAY
1 -		29.471	1:38.511	44.14	26.074	11:53:41.663
2 -	45.131	29.183	1:14.314	58.51	1.877	11:54:55.977
3 -	44.423	29.439	1:13.862	58.87	1.425	11:56:09.839
4 -	44.780	29.586	1:14.366	58.47	1.929	11:57:24.205
5 -	44.680	29.329	1:14.009	58.75	1.572	11:58:38.214
6 -	44.145	29.101	1:13.246 (2)	59.36	0.809	11:59:51.460
7 -	44.448	29.967	1:14.415	58.43	1.978	12:01:05.875
8 -	44.713	29.308	1:14.021	58.74	1.584	12:02:19.896
9 -	44.625	29.047	1:13.672 (3)	59.02	1.235	12:03:33.568
10 -	43.520	28.917	1:12.437 (1)	60.03		12:04:46.005

P27 74 MZ_R Kevin LANE			MZ MZ - Racing Lane			
IDEAL LAP TIME : 1:13.366		BEST LAP TIME : 1:13.700		DIFFERENCE : 0.334		
LAP	SECTOR 1	SECTOR 2	LAP TIME	MPH	DIFF	TIME OF DAY
1 -		29.930	1:41.519	42.83	27.819	11:53:44.671
2 -	47.103	29.646	1:16.749	56.66	3.049	11:55:01.420
3 -	45.761	29.106	1:14.867	58.08	1.167	11:56:16.287
4 -	44.824	29.337	1:14.161	58.63	0.461	11:57:30.448
5 -	45.403	29.493	1:14.896	58.06	1.196	11:58:45.344
6 -	45.129	29.524	1:14.653	58.25	0.953	11:59:59.997
7 -	44.973	29.736	1:14.709	58.20	1.009	12:01:14.706
8 -	44.773	28.927	1:13.700 (1)	59.00		12:02:28.406
9 -	44.620	29.165	1:13.785 (3)	58.93	0.085	12:03:42.191
10 -	44.439	29.300	1:13.739 (2)	58.97	0.039	12:04:55.930

P28 66 MZ Graeme LEWIS			MZ 250 - Morris Racing Lubricants #MRL			
IDEAL LAP TIME : 1:13.575		BEST LAP TIME : 1:14.104		DIFFERENCE : 0.529		
LAP	SECTOR 1	SECTOR 2	LAP TIME	MPH	DIFF	TIME OF DAY
1 -		29.276	1:39.136	43.86	25.032	11:53:42.288
2 -	44.620	30.007	1:14.627 (3)	58.27	0.523	11:54:56.915
3 -	45.093	29.837	1:14.930	58.03	0.826	11:56:11.845
4 -	44.421	29.683	1:14.104 (1)	58.68		11:57:25.949
5 -	45.537	30.683	1:16.220	57.05	2.116	11:58:42.169
6 -	45.255	29.849	1:15.104	57.90	1.000	11:59:57.273
7 -	46.651	30.451	1:17.102	56.40	2.998	12:01:14.375
8 -	46.282	29.154	1:15.436	57.64	1.332	12:02:29.811
9 -	44.791	29.523	1:14.314 (2)	58.51	0.210	12:03:44.125
10 -	45.275	29.684	1:14.959	58.01	0.855	12:04:59.084

P29 17 S Freddie BATE			Kawasaki ZXR400 - Hartjay			
IDEAL LAP TIME : 1:01.457		BEST LAP TIME : 1:01.457		DIFFERENCE : 0.000		
LAP	SECTOR 1	SECTOR 2	LAP TIME	MPH	DIFF	TIME OF DAY
1 -		27.044	1:12.979	59.58	11.522	11:53:16.131
2 -	39.602	25.841	1:05.443	66.44	3.986	11:54:21.574
3 -	38.218	25.545	1:03.763	68.19	2.306	11:55:25.337
4 -	37.302	24.909	1:02.211	69.90	0.754	11:56:27.548
5 -	37.099	24.768	1:01.867 (3)	70.28	0.410	11:57:29.415
6 -	36.780	24.915	1:01.695 (2)	70.48	0.238	11:58:31.110
7 -	36.745	24.712	1:01.457 (1)	70.75		11:59:32.567
8 -	37.485	25.224	1:02.709	69.34	1.252	12:00:35.276
9 -	38.549	29.800	1:08.349	63.62	6.892	12:01:43.625

BMCRC - MRO Championships 2024 - Rnd 1 @ Brands Hatch Indy

BMCRC Formula 400 & BMZRC 250 MZs

RACE 7 - SECTOR ANALYSIS



SECTOR 1 = FL to I1, SECTOR 2 = I1 to FL, DIFF = Difference To Personal Best Lap, P = Crossed Finish Line in Pit Lane, D = Time Disallowed

P30 75 MZ Peter WOODALL			MZ ETZ 250 - Online Lubricants			
IDEAL LAP TIME : 1:07.270		BEST LAP TIME : 1:07.677		DIFFERENCE : 0.407		
LAP	SECTOR 1	SECTOR 2	LAP TIME	MPH	DIFF	TIME OF DAY
1 -		27.776	1:33.877	46.32	26.200	11:53:37.029
2 -	41.620	26.728	1:08.348 (2)	63.62	0.671	11:54:45.377
3 -	40.542	27.135	1:07.677 (1)	64.25		11:55:53.054
4 -	41.350	27.305	1:08.655 (3)	63.33	0.978	11:57:01.709
5 -	42.149	27.800	1:09.949	62.16	2.272	11:58:11.658
6 -	43.131	28.670	1:11.801	60.56	4.124	11:59:23.459

P31 171 M Dan HANBY			Yamaha FZR 400 - HD Masonry			
IDEAL LAP TIME : 58.959		BEST LAP TIME : 59.875		DIFFERENCE : 0.916		
LAP	SECTOR 1	SECTOR 2	LAP TIME	MPH	DIFF	TIME OF DAY
1 -		25.314	1:10.816	61.40	10.941	11:53:13.968
2 -	37.228	24.132	1:01.360	70.87	1.485	11:54:15.328
3 -	36.197	23.717	59.914 (2)	72.58	0.039	11:55:15.242
4 -	35.970	23.905	59.875 (1)	72.62		11:56:15.117
5 -	36.104	24.126	1:00.230 (3)	72.19	0.355	11:57:15.347

BMCRC - MRO Championships 2024 - Rnd 1 @ Brands Hatch Indy

BMCRC Formula 400 & BMZRC 250 MZs

RACE 7 - BEST SECTORS

SECTOR 1			SECTOR 2			IDEAL / BEST COMPARISON						
POS	NO	NAME	TIME	NO	NAME	TIME	POS	NO	NAME	IDEAL	BEST	DIFF
									PERFECT LAP	56.955		
1	191	DANCE	34.169	2	GILL	22.786	1	191	DANCE	57.114	57.325	0.211
2	2	GILL	34.643	191	DANCE	22.945	2	2	GILL	57.429	57.707	0.278
3	171	HANBY	35.242	58	ROBINSON	23.598	3	171	HANBY	58.959	59.875	0.916
4	15	SMITH	35.812	171	HANBY	23.717	4	15	SMITH	59.537	59.576	0.039
5	90	RAPA	35.917	15	SMITH	23.725	5	90	RAPA	59.781	59.950	0.169
6	67	HARVEY	36.068	90	RAPA	23.864	6	58	ROBINSON	59.991	1:00.663	0.672
7	25	SMITH	36.387	25	SMITH	23.885	7	67	HARVEY	1:00.115	1:00.509	0.394
8	58	ROBINSON	36.393	47	CARSON	24.014	8	25	SMITH	1:00.272	1:00.352	0.080
9	47	CARSON	36.670	67	HARVEY	24.047	9	47	CARSON	1:00.684	1:00.745	0.061
10	17	BATE	36.745	55	MANSON-CHUBB	24.073	10	115	DONKERSLEY	1:01.091	1:01.541	0.450
11	115	DONKERSLEY	36.945	115	DONKERSLEY	24.146	11	17	BATE	1:01.457	1:01.457	0.000
12	12	WATT	37.328	17	BATE	24.712	12	55	MANSON-CHUBB	1:01.491	1:01.491	0.000
13	55	MANSON-CHUBB	37.418	123	GALLAGHER	24.980	13	12	WATT	1:02.374	1:02.638	0.264
14	123	GALLAGHER	37.928	12	WATT	25.046	14	123	GALLAGHER	1:02.908	1:03.159	0.251
15	45	MACKENZIE	37.991	0	ATKINSON	25.322	15	85	WALES	1:03.417	1:03.595	0.178
16	85	WALES	38.051	85	WALES	25.366	16	45	MACKENZIE	1:03.555	1:03.555	0.000
17	0	ATKINSON	38.529	96	KENT	25.411	17	0	ATKINSON	1:03.851	1:03.855	0.004
18	13	RYAN	38.580	45	MACKENZIE	25.564	18	96	KENT	1:04.121	1:04.121	0.000
19	96	KENT	38.710	95	ROGERS	25.636	19	13	RYAN	1:04.471	1:04.655	0.184
20	95	ROGERS	39.136	13	RYAN	25.891	20	95	ROGERS	1:04.772	1:04.772	0.000
21	11	CRIPPS	39.770	65	MOXON	26.047	21	65	MOXON	1:06.248	1:06.666	0.418
22	37	LAMACRAFT	39.886	9	HOWLETT	26.322	22	37	LAMACRAFT	1:06.366	1:06.839	0.473
23	161	LAYTON	40.182	161	LAYTON	26.455	23	11	CRIPPS	1:06.612	1:07.139	0.527
24	65	MOXON	40.201	37	LAMACRAFT	26.480	24	161	LAYTON	1:06.637	1:06.774	0.137
25	75	WOODALL	40.542	75	WOODALL	26.728	25	75	WOODALL	1:07.270	1:07.677	0.407
26	32	ASHMEAD	40.791	11	CRIPPS	26.842	26	9	HOWLETT	1:07.508	1:07.508	0.000
27	9	HOWLETT	41.186	32	ASHMEAD	27.254	27	32	ASHMEAD	1:08.045	1:08.045	0.000
28	1	MANN	43.520	1	MANN	28.917	28	1	MANN	1:12.437	1:12.437	0.000
29	66	LEWIS	44.421	74	LANE	28.927	29	74	LANE	1:13.366	1:13.700	0.334
30	74	LANE	44.439	66	LEWIS	29.154	30	66	LEWIS	1:13.575	1:14.104	0.529
31							31	565	KERSHAW		1:05.304	

BMCRC - MRO Championships 2024 - Rnd 1 @ Brands Hatch Indy

BMCRC Formula 400 & BMZRC 250 MZs

RACE 7 - STATISTICS

Competitors Started	31
Planned Start	2024-03-17 @ 12:00:00.000
Actual Start	2024-03-17 @ 11:52:03.151
Finish Time	2024-03-17 @ 12:03:56.377
Track Length	1.2079mi.
Total Laps	333
Total Distance Covered	402.2458mi.

Session Fastest Lap History

NO	CL	NAME	LAP TIME	TIME OF DAY	LAP	VEHICLE
191	M	Craig DANCE	59.799	11:54:08.926	2	Kawasaki ZX400 RR
191	M	Craig DANCE	59.659	11:55:08.586	3	Kawasaki ZX400 RR
2	M	Andrew GILL	59.616	11:55:08.843	3	Kawasaki ZXR400
15	M	Nick SMITH	59.576	11:56:10.921	4	Kawasaki ZXR400
191	M	Craig DANCE	59.303	11:57:07.887	5	Kawasaki ZX400 RR
2	M	Andrew GILL	58.990	11:57:08.246	5	Kawasaki ZXR400
2	M	Andrew GILL	58.009	11:59:05.377	7	Kawasaki ZXR400
2	M	Andrew GILL	57.707	12:00:03.062	8	Kawasaki ZXR400
191	M	Craig DANCE	57.697	12:02:01.467	10	Kawasaki ZX400 RR
191	M	Craig DANCE	57.325	12:02:58.792	11	Kawasaki ZX400 RR

Session Leader History

NO	CL	NAME	FROM LAP	LAPS LED	DISTANCE	VEHICLE
2	M	Andrew GILL	1	1	1.20 miles	Kawasaki ZXR400
191	M	Craig DANCE	2	5	6.03 miles	Kawasaki ZX400 RR
2	M	Andrew GILL	7	5	6.03 miles	Kawasaki ZXR400
191	M	Craig DANCE	12	1	1.20 miles	Kawasaki ZX400 RR

Flag History

TYPE	TIME OF DAY
GREEN	11:52:03.151
FINISH	12:03:56.377

Flag Statistics

TYPE	COUNT	TOTAL LAPS	TOTAL TIME
Green	1	12	13:19.304
Red	0	0	0.000
Safety Car	0	0	0.000
FCY	0	0	0.000

BMCRC - MRO Championships 2024 - Rnd 1 @ Brands Hatch Indy

BMCRC Formula 400 & BMZRC 250 MZs

RACE 7 - STATISTICS

CLASS : M

12 Starters

Fastest Lap History

NO	NAME	LAP TIME	TIME OF DAY	LAP	VEHICLE
191	Craig DANCE	59.799	11:54:08.926	2	Kawasaki ZX400 RR
191	Craig DANCE	59.659	11:55:08.586	3	Kawasaki ZX400 RR
2	Andrew GILL	59.616	11:55:08.843	3	Kawasaki ZXR400
15	Nick SMITH	59.576	11:56:10.921	4	Kawasaki ZXR400
191	Craig DANCE	59.303	11:57:07.887	5	Kawasaki ZX400 RR
2	Andrew GILL	58.990	11:57:08.246	5	Kawasaki ZXR400
2	Andrew GILL	58.009	11:59:05.377	7	Kawasaki ZXR400
2	Andrew GILL	57.707	12:00:03.062	8	Kawasaki ZXR400
191	Craig DANCE	57.697	12:02:01.467	10	Kawasaki ZX400 RR
191	Craig DANCE	57.325	12:02:58.792	11	Kawasaki ZX400 RR

Leader History

NO	NAME	FROM LAP	LAPS LED	DISTANCE	VEHICLE
2	Andrew GILL	1	1	1.20 miles	Kawasaki ZXR400
191	Craig DANCE	2	5	6.03 miles	Kawasaki ZX400 RR
2	Andrew GILL	7	5	6.03 miles	Kawasaki ZXR400
191	Craig DANCE	12	1	1.20 miles	Kawasaki ZX400 RR

BMCRC - MRO Championships 2024 - Rnd 1 @ Brands Hatch Indy

BMCRC Formula 400 & BMZRC 250 MZs

RACE 7 - STATISTICS

CLASS : S

6 Starters

Fastest Lap History

NO	NAME	LAP TIME	TIME OF DAY	LAP	VEHICLE
123	Mark GALLAGHER	1:04.386	11:54:18.604	2	Honda RVF 400
123	Mark GALLAGHER	1:04.039	11:55:22.644	3	Honda RVF 400
17	Freddie BATE	1:03.763	11:55:25.349	3	Kawasaki ZXR400
90	Steve RAPA	1:02.505	11:55:26.751	3	Honda RVF400
90	Steve RAPA	1:00.670	11:56:27.421	4	Honda RVF400
90	Steve RAPA	1:00.008	11:59:29.705	7	Honda RVF400
90	Steve RAPA	59.950	12:02:30.482	10	Honda RVF400

Leader History

NO	NAME	FROM LAP	LAPS LED	DISTANCE	VEHICLE
123	Mark GALLAGHER	1	4	4.83 miles	Honda RVF 400
90	Steve RAPA	5	8	9.66 miles	Honda RVF400

BMCRC - MRO Championships 2024 - Rnd 1 @ Brands Hatch Indy

BMCRC Formula 400 & BMZRC 250 MZs

RACE 7 - STATISTICS

CLASS : MZ

10 Starters

Fastest Lap History

NO	NAME	LAP TIME	TIME OF DAY	LAP	VEHICLE
85	Andrew WALES	1:03.602	11:54:35.864	2	MZ ETZ 250
85	Andrew WALES	1:03.595	11:57:48.055	5	MZ ETZ 250

Leader History

NO	NAME	FROM LAP	LAPS LED	DISTANCE	VEHICLE
85	Andrew WALES	1	11	13.28 miles	MZ ETZ 250

BMCRC - MRO Championships 2024 - Rnd 1 @ Brands Hatch Indy

BMCRC Formula 400 & BMZRC 250 MZs

RACE 7 - STATISTICS

CLASS : MZ_R

3 Starters

Fastest Lap History

NO	NAME	LAP TIME	TIME OF DAY	LAP	VEHICLE
37	Harry LAMACRAFT	1:08.125	11:54:44.939	2	MZ ETZ 250
37	Harry LAMACRAFT	1:07.711	11:57:01.014	4	MZ ETZ 250
37	Harry LAMACRAFT	1:07.263	11:58:08.276	5	MZ ETZ 250
11	Carl CRIPPS	1:07.139	11:59:24.935	6	MZ ETZ250
37	Harry LAMACRAFT	1:06.991	12:00:23.146	7	MZ ETZ 250
37	Harry LAMACRAFT	1:06.839	12:03:44.230	10	MZ ETZ 250

Leader History

NO	NAME	FROM LAP	LAPS LED	DISTANCE	VEHICLE
37	Harry LAMACRAFT	1	11	13.28 miles	MZ ETZ 250

BMCRC - MRO Championships 2024 - Rnd 1 @ Brands Hatch Indy

BMCRC Formula 400 & BMZRC 250 MZs

RACE 19 - GRID (10 Laps)

ROW 13	39	52	Tony PARKER	38	38	Chris PETTET	37	66	Graeme LEWIS	1:14.104		
ROW 12	36	74	Kevin LANE	1:13.700	35	1	Alexander MANN	1:12.437	34	32	John ASHMEAD	1:08.045
ROW 11	33	75	Peter WOODALL	1:07.677	32	9	Gary HOWLETT	1:07.508	31	11	Carl CRIPPS	1:07.139
ROW 10	30	37	Harry LAMACRAFT	1:06.839	29	565	Louis KERSHAW	1:05.304	28	95	Christopher ROGERS	1:04.772
ROW 9	27	13	Gordon RYAN	1:04.655	26	96	Chris KENT	1:04.121	25	85	Andrew WALES	1:03.595
ROW 8	24				23				22			
ROW 7	21				20				19	999	Jim DALTON	
ROW 6	18	161	Aleisha LAYTON	1:06.774	17	65	Andrew MOXON	1:06.666	16	0	Sam ATKINSON	1:03.855
ROW 5	15	45	Marley MACKENZIE	1:03.555	14	123	Mark GALLAGHER	1:03.159	13	12	Kade WATT	1:02.638
ROW 4	12	115	Jake DONKERSLEY	1:01.541	11	55	Magnus MANSON-CHUBB	1:01.491	10	17	Freddie BATE	1:01.457
ROW 3	9	47	Adam CARSON	1:00.745	8	58	James ROBINSON	1:00.663	7	67	Simon HARVEY	1:00.509
ROW 2	6	25	Haydon SMITH	1:00.352	5	90	Steve RAPA	59.950	4	171	Dan HANBY	59.875
ROW 1	3	15	Nick SMITH	59.576	2	2	Andrew GILL	57.707	1	191	Craig DANCE	57.325

Pole

These results are provisional until the conclusion of any judicial and technical matters.

Brands Hatch Indy: 1.2079 miles

Clerk Of Course:	Stewards:	Timekeeper:	<i>Craig Smith</i>	
------------------	-----------	-------------	--------------------	--

Results can be found at www.tsl-timing.com

Printed - 12:08 Sunday, 17 March 2024



BMCRC - MRO Championships 2024 - Rnd 1 @ Brands Hatch Indy

BMCRC Formula 400 & BMZRC 250 MZs

RACE 19 - CLASSIFICATION

Race Distance: 7 Laps / 8.45 miles

POS	NO	CL	PIC	NAME	ENTRY	LAPS	TIME	GAP	DIFF	MPH	BEST	ON	GRD	↑↓
1	2	M	1	Andrew GILL	Kawasaki ZXR400 -	7	6:20.094			80.08	53.001	4	2	1
2	191	M	2	Craig DANCE	Kawasaki ZX400 RR - 2 Brothers Scaffolding	7	6:24.522	4.428	4.428	79.16	53.609	3	1	-1
3	25	M	3	Haydon SMITH	Kawasaki ZXR400 - Shelf & Rail Co.	7	6:33.995	13.901	9.473	77.26	54.811	3	6	3
4	58	M	4	James ROBINSON	Kawasaki ZXR400 -	7	6:34.280	14.186	0.285	77.20	55.001	2	8	4
5	65	M	5	Andrew MOXON	Kawasaki ZXR 400 - Helix Homes Developments ltd	7	6:42.587	22.493	8.307	75.61	55.425	6	17	12
6	90	S	1	Steve RAPA	Honda RVF400 - My Own Fair Hands	7	6:42.882	22.788	0.295	75.55	56.193	3	5	-1
7	17	S	2	Freddie BATE	Kawasaki ZXR400 - Hartjay	7	6:43.162	23.068	0.280	75.50	55.890	3	10	3
8	115	M	6	Jake DONKERSLEY	Honda VFR400 NC30 -	7	6:43.250	23.156	0.088	75.48	55.295	6	12	4
9	12	S	3	Kade WATT	Kawasaki NINJA 400 - 3D Racing	7	6:43.745	23.651	0.495	75.39	55.678	4	13	4
10	67	M	7	Simon HARVEY	Kawasaki ZX4RR - Retirement Fund Racing	7	6:44.414	24.320	0.669	75.26	55.663	6	7	-3
11	123	S	4	Mark GALLAGHER	Honda RVF 400 -	7	6:46.732	26.638	2.318	74.84	56.060	3	14	3
12	45	M	8	Marley MACKENZIE	- Kirkcaldy Kawasaki, ELPM	7	6:56.342	36.248	9.610	73.11	57.592	7	15	3
13	47	S	5	Adam CARSON	Kawasaki ZXR400 - Allspeed,Tenpin racing, all England diar	7	6:58.914	38.820	2.572	72.66	58.044	7	9	-4
14	55	M	9	Magnus MANSON-CHUBB	Kawasaki ZXR400L -	7	7:03.121	43.027	4.207	71.94	58.625	3	11	-3
15	0	M	10	Sam ATKINSON	Kawasaki - Major Heat	7	7:20.954	1:00.860	17.833	69.03	1:01.335	6	16	1
16	85	MZ	1	Andrew WALES	MZ ETZ 250 - Show Control International	6	6:21.755	1 Lap	1 Lap	68.34	58.901	5	20	4
17	565*	MZ	2	Louis KERSHAW	MZ 250 - Team Lucky Streetsy/Walkers Campers	6	6:21.871	1 Lap	0.116	68.32	58.960	5	24	7
18	1	MZ	3	Alexander MANN	MZ TS 250 - HS Racing	6	6:26.797	1 Lap	4.926	67.45	59.749	4	30	12
19	13	MZ	4	Gordon RYAN	MZ 250 - Prism Work Psychology	6	6:27.201	1 Lap	0.404	67.38	59.936	3	22	3
20	37	MZ_R	1	Harry LAMACRAFT	MZ ETZ 250 - All Flower No Power	6	6:35.403	1 Lap	8.202	65.98	1:00.900	5	25	5
21	75	MZ	5	Peter WOODALL	MZ ETZ 250 - Online Lubricants	6	6:35.745	1 Lap	0.342	65.93	1:00.544	3	28	7
22	11	MZ_R	2	Carl CRIPPS	MZ ETZ250 - MIS UK LTD	6	6:35.832	1 Lap	0.087	65.91	1:00.925	5	26	4
23	32	MZ	6	John ASHMEAD	MZ 250 -	6	6:37.323	1 Lap	1.491	65.66	1:01.744	5	29	6
24	9	MZ	7	Gary HOWLETT	MZ TS250 - HS Racing	6	6:46.269	1 Lap	8.946	64.22	1:03.060	4	27	3
25	66	MZ	8	Graeme LEWIS	MZ 250 - Morris Racing Lubricants #MRL	6	7:04.001	1 Lap	17.732	61.53	1:05.902	4	32	7
26	52	MZ	9	Tony PARKER	MZ 250 -	6	7:09.727	1 Lap	5.726	60.71	1:05.985	6	34	8
27	38	MZ	10	Chris PETTET	MZ ETZ250 -	6	7:11.565	1 Lap	1.838	60.45	1:07.120	2	33	6
28	74	MZ_R	3	Kevin LANE	MZ MZ - Racing Lane	6	7:23.193	1 Lap	11.628	58.87	1:09.400	5	31	3

NOT CLASSIFIED

DNF	15	M		Nick SMITH	Kawasaki ZXR400 - Hi-Precision Engineering Ltd	5	4:32.719	2 Laps	1 Lap	79.72	52.958	5	3	
DNF	95	MZ		Christopher ROGERS	MZ ETZ 250 - CB Racing	2	2:25.767	5 Laps	3 Laps	59.66	1:00.918	2	23	
DNF	96	MZ		Chris KENT	MZ TS 250 -	0							21	

FASTEST LAP

	15	M		Nick SMITH	Kawasaki ZXR400 - Hi-Precision Engineering Ltd	5	52.958			82.11 mph	132.15 kph			
	12	S		Kade WATT	Kawasaki NINJA 400 - 3D Racing	4	55.678			78.10 mph	125.69 kph			
	85	MZ		Andrew WALES	MZ ETZ 250 - Show Control International	5	58.901			73.82 mph	118.81 kph			
	37	MZ_R		Harry LAMACRAFT	MZ ETZ 250 - All Flower No Power	5	1:00.900			71.40 mph	114.91 kph			

Comments:

* No. 565 - Transponder stopped working after lap 1
 Class M - 92.5% of Race Speed = 74.07 mph
 Class S - 92.5% of Race Speed = 69.88 mph
 Class MZ - 92.5% of Race Speed = 63.21 mph
 Class MZ_R - 92.5% of Race Speed = 61.03 mph

Weather / Track : Cloudy / Dry

These results are provisional until the conclusion of any judicial and technical matters.

Date: 17/03/2024 Start: 16:13 Finish: 16:20
 Brands Hatch Indy: 1.2079 miles

Clerk Of Course:	Stewards:	Timekeeper:	<i>Craig Smith</i>	
------------------	-----------	-------------	--------------------	---

Results can be found at www.tsl-timing.com

Printed - 16:23 Sunday, 17 March 2024

BMCRC - MRO Championships 2024 - Rnd 1 @ Brands Hatch Indy

BMCRC Formula 400 & BMZRC 250 MZs

RACE 19 - LAP CHART

LAP 1 @ 16:14:58.420

NO	BEHIND	LAP TIME
2		58.902
15	0.368	59.270
191	0.954	59.856
25	1.684	1:00.586
90	2.396	1:01.298
58	2.424	1:01.326
17	3.911	1:02.813
115	5.978	1:04.880
12	6.112	1:05.014
123	6.657	1:05.559
65	6.730	1:05.632
67	7.382	1:06.284
47	7.508	1:06.410
55	8.093	1:06.995
45	8.483	1:07.385
0	10.392	1:09.294
85	25.378	1:24.280
13	25.492	1:24.394
565	25.686	1:24.588
95	25.947	1:24.849
1	26.698	1:25.600
37	28.577	1:27.479
75	28.671	1:27.573
32	28.703	1:27.605
11	29.694	1:28.596
9	30.643	1:29.545
66	32.682	1:31.584
38	33.829	1:32.731
74	35.853	1:34.755
52	36.011	1:34.913

LAP 2 @ 16:15:51.905

NO	BEHIND	LAP TIME
2		53.485
15	0.433	53.550
191	1.158	53.689
25	3.688	55.489
58	3.940	55.001
90	5.297	56.386
17	7.654	57.228
12	9.941	57.314
115	10.031	57.538
123	10.424	57.252
65	10.497	57.252
67	10.839	56.942
47	14.608	1:00.585
45	14.803	59.805
55	15.299	1:00.691
0	19.480	1:02.573
85	31.885	59.992
13	32.781	1:00.774
565	32.803	1:00.602
95	33.380	1:00.918
1	33.568	1:00.355
75	36.277	1:01.091
37	36.890	1:01.798
32	36.964	1:01.746
11	38.284	1:02.075
9	40.435	1:03.277
66	45.901	1:06.704
38	47.464	1:07.120
52	49.960	1:07.434
74	51.855	1:09.487

LAP 3 @ 16:16:45.111

NO	BEHIND	LAP TIME
2		53.206
15	0.421	53.194
191	1.561	53.609
25	5.293	54.811
58	5.754	55.020
90	8.284	56.193
17	10.338	55.890
115	12.813	55.988
12	13.051	56.316
65	13.157	55.866
123	13.278	56.060
67	13.487	55.854
45	19.350	57.753
47	20.127	58.725
55	20.718	58.625
0	28.381	1:02.107
85	38.142	59.463
565	38.675	59.077
13	39.511	59.936
1	41.163	1:00.801
75	43.615	1:00.544
37	45.658	1:01.974
32	45.720	1:01.962
11	46.153	1:01.075
9	50.589	1:03.360

LAP 4 @ 16:17:38.112

NO	BEHIND	LAP TIME
2		53.001
15	1.167	53.747
191	3.135	54.575
66	1 Lap	1:06.766
25	8.158	55.866
38	1 Lap	1:07.489
58	9.224	56.471
52	1 Lap	1:07.658
90	12.750	57.467
17	13.947	56.610
74	1 Lap	1:09.765
12	15.728	55.678
115	15.808	55.996
65	15.923	55.767
67	16.828	56.342
123	16.914	56.637
45	24.372	58.023
47	25.605	58.479
55	26.655	58.938
0	37.028	1:01.648
85	44.671	59.530
565	44.701	59.027
13	47.533	1:01.023
1	47.911	59.749
75	52.643	1:02.029

LAP 5 @ 16:18:31.955

NO	BEHIND	LAP TIME
2		53.843
15	0.282	52.958
37	1 Lap	1:01.634
11	1 Lap	1:01.173
32	1 Lap	1:02.237

191	3.560	54.268
9	1 Lap	1:03.060
25	9.466	55.151
58	11.492	56.111
90	16.940	58.033
17	17.138	57.034
12	17.972	56.087
66	1 Lap	1:05.902
65	18.748	56.668
115	18.894	56.929
67	20.320	57.335
123	20.409	57.338
38	1 Lap	1:08.783
52	1 Lap	1:07.411
45	28.410	57.881
47	29.970	58.208
74	1 Lap	1:10.017
55	31.924	59.112
0	45.244	1:02.059
85	49.729	58.901
565	49.819	58.960

LAP 6 @ 16:19:25.914

NO	BEHIND	LAP TIME
2		53.959
1	1 Lap	1:00.205
13	1 Lap	1:00.667
191	3.878	54.277
75	1 Lap	1:02.030
37	1 Lap	1:00.900
11	1 Lap	1:00.925
32	1 Lap	1:01.744
25	12.114	56.607
58	12.755	55.222
9	1 Lap	1:03.258
90	19.697	56.716
17	20.107	56.928
65	20.214	55.425
115	20.230	55.295
12	20.260	56.247
67	22.024	55.663
123	23.168	56.718
66	1 Lap	1:06.120
45	32.354	57.903
47	34.474	58.463
38	1 Lap	1:07.426
52	1 Lap	1:06.326
55	37.495	59.530
74	1 Lap	1:09.400
0	52.620	1:01.335

LAP 7 @ 16:20:19.612

NO	BEHIND	LAP TIME
2		53.698
85	1 Lap	59.589
565	1 Lap	59.615
191	4.428	54.248
1	1 Lap	1:00.087
13	1 Lap	1:00.407
25	13.901	55.485
58	14.186	55.129
37	1 Lap	1:01.618
75	1 Lap	1:02.478
11	1 Lap	1:01.988
32	1 Lap	1:02.029

65	22.493	55.977
90	22.788	56.789
17	23.068	56.659
115	23.156	56.624
12	23.651	57.089
67	24.320	55.994
9	1 Lap	1:03.769
123	26.638	57.168
45	36.248	57.592
47	38.820	58.044
55	43.027	59.230
66	1 Lap	1:06.925
52	1 Lap	1:05.985
38	1 Lap	1:08.016
0	1:00.860	1:01.938
74	1 Lap	1:09.769

BMCRC - MRO Championships 2024 - Rnd 1 @ Brands Hatch Indy

BMCRC Formula 400 & BMZRC 250 MZs

RACE 19 - POSITION CHART

No	Name	Lap							
		Pos	1	2	3	4	5	6	7
191	DANCE	1	2	2	2	2	2	2	2
2	GILL	2	15	15	15	15	15	191	191
15	SMITH	3	191	191	191	191	191	25	25
90	RAPA	4	25	25	25	25	25	58	58
25	SMITH	5	90	58	58	58	58	90	65
67	HARVEY	6	58	90	90	90	90	17	90
58	ROBINSON	7	17	17	17	17	17	65	17
47	CARSON	8	115	12	115	12	12	115	115
17	BATE	9	12	115	12	115	65	12	12
55	MANSON-CHUBB	10	123	123	65	65	115	67	67
115	DONKERSLEY	11	65	65	123	67	67	123	123
12	WATT	12	67	67	67	123	123	45	45
123	GALLAGHER	13	47	47	45	45	45	47	47
45	MACKENZIE	14	55	45	47	47	47	55	55
0	ATKINSON	15	45	55	55	55	55	0	0
65	MOXON	16	0	0	0	0	0	85	
85	WALES	17	85	85	85	85	85	565	
96	KENT	18	13	13	565	565	565	1	
13	RYAN	19	565	565	13	13	1	13	
95	ROGERS	20	95	95	1	1	13	37	
565	KERSHAW	21	1	1	75	75	75	75	
37	LAMACRAFT	22	37	75	37	37	37	11	
11	CRIPPS	23	75	37	32	11	11	32	
9	HOWLETT	24	32	32	11	32	32	9	
75	WOODALL	25	11	11	9	9	9	66	
32	ASHMEAD	26	9	9	66	66	66	52	
1	MANN	27	66	66	38	38	38	38	
74	LANE	28	38	38	52	52	52	74	
66	LEWIS	29	74	52	74	74	74		
38	PETTET	30	52	74					
52	PARKER	31							

BMCRC - MRO Championships 2024 - Rnd 1 @ Brands Hatch Indy

BMCRC Formula 400 & BMZRC 250 MZs

RACE 19 - SECTOR ANALYSIS



SECTOR 1 = FL to I1, SECTOR 2 = I1 to FL, DIFF = Difference To Personal Best Lap, P = Crossed Finish Line in Pit Lane, D = Time Disallowed

P1		2 M		Andrew GILL		Kawasaki ZXR400 -	
IDEAL LAP TIME : 53.001		BEST LAP TIME : 53.001		DIFFERENCE : 0.000			
LAP	SECTOR 1	SECTOR 2	LAP TIME	MPH	DIFF	TIME OF DAY	
1 -		21.660	58.902	73.82	5.901	16:14:58.420	
2 -	32.204	21.281	53.485 (3)	81.30	0.484	16:15:51.905	
3 -	31.998	21.208	53.206 (2)	81.73	0.205	16:16:45.111	
4 -	31.878	21.123	53.001 (1)	82.04		16:17:38.112	
5 -	32.524	21.319	53.843	80.76	0.842	16:18:31.955	
6 -	32.640	21.319	53.959	80.59	0.958	16:19:25.914	
7 -	32.076	21.622	53.698	80.98	0.697	16:20:19.612	

P2		191 M		Craig DANCE		Kawasaki ZX400 RR - 2 Brothers Scaffolding	
IDEAL LAP TIME : 53.609		BEST LAP TIME : 53.609		DIFFERENCE : 0.000			
LAP	SECTOR 1	SECTOR 2	LAP TIME	MPH	DIFF	TIME OF DAY	
1 -		22.041	59.856	72.65	6.247	16:14:59.374	
2 -	32.031	21.658	53.689 (2)	80.99	0.080	16:15:53.063	
3 -	31.964	21.645	53.609 (1)	81.11		16:16:46.672	
4 -	32.527	22.048	54.575	79.68	0.966	16:17:41.247	
5 -	32.444	21.824	54.268	80.13	0.659	16:18:35.515	
6 -	32.326	21.951	54.277	80.11	0.668	16:19:29.792	
7 -	32.470	21.778	54.248 (3)	80.16	0.639	16:20:24.040	

P3		25 M		Haydon SMITH		Kawasaki ZXR400 - Shelf & Rail Co.	
IDEAL LAP TIME : 54.811		BEST LAP TIME : 54.811		DIFFERENCE : 0.000			
LAP	SECTOR 1	SECTOR 2	LAP TIME	MPH	DIFF	TIME OF DAY	
1 -		22.189	1:00.586	71.77	5.775	16:15:00.104	
2 -	33.287	22.202	55.489	78.36	0.678	16:15:55.593	
3 -	33.041	21.770	54.811 (1)	79.33		16:16:50.404	
4 -	33.663	22.203	55.866	77.83	1.055	16:17:46.270	
5 -	33.217	21.934	55.151 (2)	78.84	0.340	16:18:41.421	
6 -	34.656	21.951	56.607	76.82	1.796	16:19:38.028	
7 -	33.183	22.302	55.485 (3)	78.37	0.674	16:20:33.513	

P4		58 M		James ROBINSON		Kawasaki ZXR400 -	
IDEAL LAP TIME : 54.695		BEST LAP TIME : 55.001		DIFFERENCE : 0.306			
LAP	SECTOR 1	SECTOR 2	LAP TIME	MPH	DIFF	TIME OF DAY	
1 -		22.117	1:01.326	70.90	6.325	16:15:00.844	
2 -	32.950	22.051	55.001 (1)	79.06		16:15:55.845	
3 -	33.057	21.963	55.020 (2)	79.03	0.019	16:16:50.865	
4 -	33.494	22.977	56.471	77.00	1.470	16:17:47.336	
5 -	33.977	22.134	56.111	77.50	1.110	16:18:43.447	
6 -	33.203	22.019	55.222	78.74	0.221	16:19:38.669	
7 -	32.732	22.397	55.129 (3)	78.88	0.128	16:20:33.798	

P5		65 M		Andrew MOXON		Kawasaki ZXR 400 - Helix Homes Developments ltd	
IDEAL LAP TIME : 55.255		BEST LAP TIME : 55.425		DIFFERENCE : 0.170			
LAP	SECTOR 1	SECTOR 2	LAP TIME	MPH	DIFF	TIME OF DAY	
1 -		22.873	1:05.632	66.25	10.207	16:15:05.150	
2 -	34.532	22.720	57.252	75.95	1.827	16:16:02.402	
3 -	33.898	21.968	55.866 (3)	77.83	0.441	16:16:58.268	
4 -	33.954	21.813	55.767 (2)	77.97	0.342	16:17:54.035	
5 -	34.016	22.652	56.668	76.73	1.243	16:18:50.703	
6 -	33.442	21.983	55.425 (1)	78.45		16:19:46.128	
7 -	33.540	22.437	55.977	77.68	0.552	16:20:42.105	

BMCRC - MRO Championships 2024 - Rnd 1 @ Brands Hatch Indy

BMCRC Formula 400 & BMZRC 250 MZs

RACE 19 - SECTOR ANALYSIS



SECTOR 1 = FL to I1, SECTOR 2 = I1 to FL, DIFF = Difference To Personal Best Lap, P = Crossed Finish Line in Pit Lane, D = Time Disallowed

P6		90 S		Steve RAPA		Honda RVF400 - My Own Fair Hands	
IDEAL LAP TIME : 55.912		BEST LAP TIME : 56.193		DIFFERENCE : 0.281			
LAP	SECTOR 1	SECTOR 2	LAP TIME	MPH	DIFF	TIME OF DAY	
1 -		22.390	1:01.298	70.94	5.105	16:15:00.816	
2 -	34.104	22.282	56.386 (2)	77.12	0.193	16:15:57.202	
3 -	33.630	22.563	56.193 (1)	77.38		16:16:53.395	
4 -	33.959	23.508	57.467	75.67	1.274	16:17:50.862	
5 -	35.062	22.971	58.033	74.93	1.840	16:18:48.895	
6 -	34.003	22.713	56.716 (3)	76.67	0.523	16:19:45.611	
7 -	33.913	22.876	56.789	76.57	0.596	16:20:42.400	

P7		17 S		Freddie BATE		Kawasaki ZXR400 - Hartjay	
IDEAL LAP TIME : 55.890		BEST LAP TIME : 55.890		DIFFERENCE : 0.000			
LAP	SECTOR 1	SECTOR 2	LAP TIME	MPH	DIFF	TIME OF DAY	
1 -		23.054	1:02.813	69.23	6.923	16:15:02.331	
2 -	34.355	22.873	57.228	75.98	1.338	16:15:59.559	
3 -	33.252	22.638	55.890 (1)	77.80		16:16:55.449	
4 -	33.577	23.033	56.610 (2)	76.81	0.720	16:17:52.059	
5 -	34.164	22.870	57.034	76.24	1.144	16:18:49.093	
6 -	33.918	23.010	56.928	76.38	1.038	16:19:46.021	
7 -	33.887	22.772	56.659 (3)	76.75	0.769	16:20:42.680	

P8		115 M		Jake DONKERSLEY		Honda VFR400 NC30 -	
IDEAL LAP TIME : 54.918		BEST LAP TIME : 55.295		DIFFERENCE : 0.377			
LAP	SECTOR 1	SECTOR 2	LAP TIME	MPH	DIFF	TIME OF DAY	
1 -		22.602	1:04.880	67.02	9.585	16:15:04.398	
2 -	34.920	22.618	57.538	75.57	2.243	16:16:01.936	
3 -	33.683	22.305	55.988 (2)	77.67	0.693	16:16:57.924	
4 -	34.030	21.966	55.996 (3)	77.65	0.701	16:17:53.920	
5 -	34.473	22.456	56.929	76.38	1.634	16:18:50.849	
6 -	32.952	22.343	55.295 (1)	78.64		16:19:46.144	
7 -	34.011	22.613	56.624	76.79	1.329	16:20:42.768	

P9		12 S		Kade WATT		Kawasaki NINJA 400 - 3D Racing	
IDEAL LAP TIME : 55.678		BEST LAP TIME : 55.678		DIFFERENCE : 0.000			
LAP	SECTOR 1	SECTOR 2	LAP TIME	MPH	DIFF	TIME OF DAY	
1 -		23.079	1:05.014	66.88	9.336	16:15:04.532	
2 -	34.605	22.709	57.314	75.87	1.636	16:16:01.846	
3 -	33.623	22.693	56.316	77.21	0.638	16:16:58.162	
4 -	33.331	22.347	55.678 (1)	78.10		16:17:53.840	
5 -	33.533	22.554	56.087 (2)	77.53	0.409	16:18:49.927	
6 -	33.375	22.872	56.247 (3)	77.31	0.569	16:19:46.174	
7 -	34.341	22.748	57.089	76.17	1.411	16:20:43.263	

P10		67 M		Simon HARVEY		Kawasaki ZX4RR - Retirement Fund Racing	
IDEAL LAP TIME : 55.512		BEST LAP TIME : 55.663		DIFFERENCE : 0.151			
LAP	SECTOR 1	SECTOR 2	LAP TIME	MPH	DIFF	TIME OF DAY	
1 -		23.795	1:06.284	65.60	10.621	16:15:05.802	
2 -	34.296	22.646	56.942	76.36	1.279	16:16:02.744	
3 -	33.776	22.078	55.854 (2)	77.85	0.191	16:16:58.598	
4 -	33.994	22.348	56.342	77.18	0.679	16:17:54.940	
5 -	34.592	22.743	57.335	75.84	1.672	16:18:52.275	
6 -	33.521	22.142	55.663 (1)	78.12		16:19:47.938	
7 -	33.434	22.560	55.994 (3)	77.66	0.331	16:20:43.932	

BMCRC - MRO Championships 2024 - Rnd 1 @ Brands Hatch Indy

BMCRC Formula 400 & BMZRC 250 MZs

RACE 19 - SECTOR ANALYSIS



SECTOR 1 = FL to I1, SECTOR 2 = I1 to FL, DIFF = Difference To Personal Best Lap, P = Crossed Finish Line in Pit Lane, D = Time Disallowed

P11 123 S		Mark GALLAGHER		Honda RVF 400 -		
IDEAL LAP TIME : 56.060		BEST LAP TIME : 56.060		DIFFERENCE : 0.000		
LAP	SECTOR 1	SECTOR 2	LAP TIME	MPH	DIFF	TIME OF DAY
1 -		23.106	1:05.559	66.33	9.499	16:15:05.077
2 -	34.628	22.624	57.252	75.95	1.192	16:16:02.329
3 -	33.710	22.350	56.060 (1)	77.57		16:16:58.389
4 -	34.204	22.433	56.637 (2)	76.78	0.577	16:17:55.026
5 -	34.312	23.026	57.338	75.84	1.278	16:18:52.364
6 -	34.133	22.585	56.718 (3)	76.67	0.658	16:19:49.082
7 -	34.176	22.992	57.168	76.06	1.108	16:20:46.250

P12 45 M		Marley MACKENZIE		- Kirkcaldy Kawasaki, ELPM		
IDEAL LAP TIME : 57.409		BEST LAP TIME : 57.592		DIFFERENCE : 0.183		
LAP	SECTOR 1	SECTOR 2	LAP TIME	MPH	DIFF	TIME OF DAY
1 -		23.852	1:07.385	64.53	9.793	16:15:06.903
2 -	35.996	23.809	59.805	72.71	2.213	16:16:06.708
3 -	34.704	23.049	57.753 (2)	75.29	0.161	16:17:04.461
4 -	34.804	23.219	58.023	74.94	0.431	16:18:02.484
5 -	34.479	23.402	57.881 (3)	75.13	0.289	16:19:00.365
6 -	34.769	23.134	57.903	75.10	0.311	16:19:58.268
7 -	34.360	23.232	57.592 (1)	75.50		16:20:55.860

P13 47 S		Adam CARSON		Kawasaki ZXR400 - Allspeed,Tenpin racing, all England diamor		
IDEAL LAP TIME : 58.022		BEST LAP TIME : 58.044		DIFFERENCE : 0.022		
LAP	SECTOR 1	SECTOR 2	LAP TIME	MPH	DIFF	TIME OF DAY
1 -		23.937	1:06.410	65.48	8.366	16:15:05.928
2 -	36.780	23.805	1:00.585	71.77	2.541	16:16:06.513
3 -	35.434	23.291	58.725	74.05	0.681	16:17:05.238
4 -	35.361	23.118	58.479	74.36	0.435	16:18:03.717
5 -	35.038	23.170	58.208 (2)	74.70	0.164	16:19:01.925
6 -	35.068	23.395	58.463 (3)	74.38	0.419	16:20:00.388
7 -	34.904	23.140	58.044 (1)	74.91		16:20:58.432

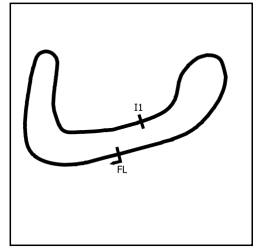
P14 55 M		Magnus MANSON-CHUBB		Kawasaki ZXR400L -		
IDEAL LAP TIME : 58.473		BEST LAP TIME : 58.625		DIFFERENCE : 0.152		
LAP	SECTOR 1	SECTOR 2	LAP TIME	MPH	DIFF	TIME OF DAY
1 -		23.860	1:06.995	64.90	8.370	16:15:06.513
2 -	36.795	23.896	1:00.691	71.65	2.066	16:16:07.204
3 -	35.274	23.351	58.625 (1)	74.17		16:17:05.829
4 -	35.641	23.297	58.938 (2)	73.78	0.313	16:18:04.767
5 -	35.612	23.500	59.112 (3)	73.56	0.487	16:19:03.879
6 -	36.331	23.199	59.530	73.04	0.905	16:20:03.409
7 -	35.928	23.302	59.230	73.41	0.605	16:21:02.639

P15 0 M		Sam ATKINSON		Kawasaki - Major Heat		
IDEAL LAP TIME : 1:01.091		BEST LAP TIME : 1:01.335		DIFFERENCE : 0.244		
LAP	SECTOR 1	SECTOR 2	LAP TIME	MPH	DIFF	TIME OF DAY
1 -		24.689	1:09.294	62.75	7.959	16:15:08.812
2 -	37.649	24.924	1:02.573	69.49	1.238	16:16:11.385
3 -	37.245	24.862	1:02.107	70.01	0.772	16:17:13.492
4 -	37.184	24.464	1:01.648 (2)	70.53	0.313	16:18:15.140
5 -	37.433	24.626	1:02.059	70.07	0.724	16:19:17.199
6 -	37.068	24.267	1:01.335 (1)	70.89		16:20:18.534
7 -	36.824	25.114	1:01.938 (3)	70.20	0.603	16:21:20.472

BMCRC - MRO Championships 2024 - Rnd 1 @ Brands Hatch Indy

BMCRC Formula 400 & BMZRC 250 MZs

RACE 19 - SECTOR ANALYSIS



SECTOR 1 = FL to I1, SECTOR 2 = I1 to FL, DIFF = Difference To Personal Best Lap, P = Crossed Finish Line in Pit Lane, D = Time Disallowed

P16 85 MZ Andrew WALES		MZ ETZ 250 - Show Control International				
IDEAL LAP TIME : 58.901		BEST LAP TIME : 58.901		DIFFERENCE : 0.000		
LAP	SECTOR 1	SECTOR 2	LAP TIME	MPH	DIFF	TIME OF DAY
1 -		24.339	1:24.280	51.59	25.379	16:15:23.798
2 -	35.806	24.186	59.992	72.48	1.091	16:16:23.790
3 -	35.399	24.064	59.463 (2)	73.13	0.562	16:17:23.253
4 -	35.436	24.094	59.530 (3)	73.04	0.629	16:18:22.783
5 -	35.211	23.690	58.901 (1)	73.82		16:19:21.684
6 -	35.763	23.826	59.589	72.97	0.688	16:20:21.273

P17 565 MZ Louis KERSHAW		MZ 250 - Team Lucky Streetsy/Walkers Campers				
IDEAL LAP TIME :		BEST LAP TIME : 58.960		DIFFERENCE :		
LAP	SECTOR 1	SECTOR 2	LAP TIME	MPH	DIFF	TIME OF DAY
1 -		24.066	1:24.588	51.40	25.627	16:15:24.106
2 -			1:00.602	71.75	1.642	16:16:24.708
3 -			59.077 (3)	73.60	0.116	16:17:23.786
4 -			59.027 (2)	73.67	0.067	16:18:22.813
5 -			58.960 (1)	73.75		16:19:21.774
6 -			59.615	72.94	0.654	16:20:21.389

P18 1 MZ Alexander MANN		MZ TS 250 - HS Racing				
IDEAL LAP TIME : 59.624		BEST LAP TIME : 59.749		DIFFERENCE : 0.125		
LAP	SECTOR 1	SECTOR 2	LAP TIME	MPH	DIFF	TIME OF DAY
1 -		23.965	1:25.600	50.80	25.851	16:15:25.118
2 -	36.664	23.691	1:00.355	72.05	0.606	16:16:25.473
3 -	36.887	23.914	1:00.801	71.52	1.052	16:17:26.274
4 -	35.933	23.816	59.749 (1)	72.78		16:18:26.023
5 -	36.034	24.171	1:00.205 (3)	72.22	0.456	16:19:26.228
6 -	36.122	23.965	1:00.087 (2)	72.37	0.338	16:20:26.315

P19 13 MZ Gordon RYAN		MZ 250 - Prism Work Psychology				
IDEAL LAP TIME : 59.936		BEST LAP TIME : 59.936		DIFFERENCE : 0.000		
LAP	SECTOR 1	SECTOR 2	LAP TIME	MPH	DIFF	TIME OF DAY
1 -		24.232	1:24.394	51.52	24.458	16:15:23.912
2 -	36.359	24.415	1:00.774	71.55	0.838	16:16:24.686
3 -	35.871	24.065	59.936 (1)	72.55		16:17:24.622
4 -	36.438	24.585	1:01.023	71.26	1.087	16:18:25.645
5 -	36.157	24.510	1:00.667 (3)	71.67	0.731	16:19:26.312
6 -	36.308	24.099	1:00.407 (2)	71.98	0.471	16:20:26.719

P20 37 MZ_R Harry LAMACRAFT		MZ ETZ 250 - All Flower No Power				
IDEAL LAP TIME : 1:00.900		BEST LAP TIME : 1:00.900		DIFFERENCE : 0.000		
LAP	SECTOR 1	SECTOR 2	LAP TIME	MPH	DIFF	TIME OF DAY
1 -		25.543	1:27.479	49.71	26.579	16:15:26.997
2 -	36.948	24.850	1:01.798	70.36	0.898	16:16:28.795
3 -	36.960	25.014	1:01.974	70.16	1.074	16:17:30.769
4 -	36.490	25.144	1:01.634 (3)	70.55	0.734	16:18:32.403
5 -	36.179	24.721	1:00.900 (1)	71.40		16:19:33.303
6 -	36.720	24.898	1:01.618 (2)	70.57	0.718	16:20:34.921

P21 75 MZ Peter WOODALL		MZ ETZ 250 - Online Lubricants				
IDEAL LAP TIME : 1:00.544		BEST LAP TIME : 1:00.544		DIFFERENCE : 0.000		
LAP	SECTOR 1	SECTOR 2	LAP TIME	MPH	DIFF	TIME OF DAY
1 -		25.528	1:27.573	49.65	27.029	16:15:27.091
2 -	36.462	24.629	1:01.091 (2)	71.18	0.547	16:16:28.182
3 -	36.149	24.395	1:00.544 (1)	71.82		16:17:28.726
4 -	36.808	25.221	1:02.029 (3)	70.10	1.485	16:18:30.755
5 -	37.100	24.930	1:02.030	70.10	1.486	16:19:32.785
6 -	37.405	25.073	1:02.478	69.60	1.934	16:20:35.263

BMCRC - MRO Championships 2024 - Rnd 1 @ Brands Hatch Indy

BMCRC Formula 400 & BMZRC 250 MZs

RACE 19 - SECTOR ANALYSIS



SECTOR 1 = FL to I1, SECTOR 2 = I1 to FL, DIFF = Difference To Personal Best Lap, P = Crossed Finish Line in Pit Lane, D = Time Disallowed

P22 11 MZ_R Carl CRIPPS		MZ ETZ250 - MIS UK LTD				
IDEAL LAP TIME : 1:00.745		BEST LAP TIME : 1:00.925		DIFFERENCE : 0.180		
LAP	SECTOR 1	SECTOR 2	LAP TIME	MPH	DIFF	TIME OF DAY
1 -		25.506	1:28.596	49.08	27.671	16:15:28.114
2 -	37.393	24.682	1:02.075	70.05	1.150	16:16:30.189
3 -	36.746	24.329	1:01.075 (2)	71.20	0.150	16:17:31.264
4 -	36.643	24.530	1:01.173 (3)	71.08	0.248	16:18:32.437
5 -	36.416	24.509	1:00.925 (1)	71.37		16:19:33.362
6 -	37.108	24.880	1:01.988	70.15	1.063	16:20:35.350

P23 32 MZ John ASHMEAD		MZ 250 -				
IDEAL LAP TIME : 1:01.221		BEST LAP TIME : 1:01.744		DIFFERENCE : 0.523		
LAP	SECTOR 1	SECTOR 2	LAP TIME	MPH	DIFF	TIME OF DAY
1 -		24.545	1:27.605	49.63	25.861	16:15:27.123
2 -	37.292	24.454	1:01.746 (2)	70.42	0.002	16:16:28.869
3 -	36.915	25.047	1:01.962 (3)	70.18	0.218	16:17:30.831
4 -	37.136	25.101	1:02.237	69.87	0.493	16:18:33.068
5 -	36.767	24.977	1:01.744 (1)	70.42		16:19:34.812
6 -	37.087	24.942	1:02.029	70.10	0.285	16:20:36.841

P24 9 MZ Gary HOWLETT		MZ TS250 - HS Racing				
IDEAL LAP TIME : 1:02.939		BEST LAP TIME : 1:03.060		DIFFERENCE : 0.121		
LAP	SECTOR 1	SECTOR 2	LAP TIME	MPH	DIFF	TIME OF DAY
1 -		25.388	1:29.545	48.56	26.485	16:15:29.063
2 -	38.238	25.039	1:03.277 (3)	68.72	0.217	16:16:32.340
3 -	38.382	24.978	1:03.360	68.63	0.300	16:17:35.700
4 -	37.961	25.099	1:03.060 (1)	68.95		16:18:38.760
5 -	38.087	25.171	1:03.258 (2)	68.74	0.198	16:19:42.018
6 -	38.273	25.496	1:03.769	68.19	0.709	16:20:45.787

P25 66 MZ Graeme LEWIS		MZ 250 - Morris Racing Lubricants #MRL				
IDEAL LAP TIME : 1:05.652		BEST LAP TIME : 1:05.902		DIFFERENCE : 0.250		
LAP	SECTOR 1	SECTOR 2	LAP TIME	MPH	DIFF	TIME OF DAY
1 -		26.375	1:31.584	47.48	25.682	16:15:31.102
2 -	39.984	26.720	1:06.704 (3)	65.19	0.802	16:16:37.806
3 -	40.433	26.333	1:06.766	65.13	0.864	16:17:44.572
4 -	39.319	26.583	1:05.902 (1)	65.98		16:18:50.474
5 -	39.377	26.743	1:06.120 (2)	65.76	0.218	16:19:56.594
6 -	40.306	26.619	1:06.925	64.97	1.023	16:21:03.519

P26 52 MZ Tony PARKER		MZ 250 -				
IDEAL LAP TIME : 1:05.985		BEST LAP TIME : 1:05.985		DIFFERENCE : 0.000		
LAP	SECTOR 1	SECTOR 2	LAP TIME	MPH	DIFF	TIME OF DAY
1 -		27.127	1:34.913	45.81	28.928	16:15:34.431
2 -	40.815	26.619	1:07.434	64.48	1.449	16:16:41.865
3 -	41.088	26.570	1:07.658	64.27	1.673	16:17:49.523
4 -	40.833	26.578	1:07.411 (3)	64.50	1.426	16:18:56.934
5 -	40.043	26.283	1:06.326 (2)	65.56	0.341	16:20:03.260
6 -	39.817	26.168	1:05.985 (1)	65.90		16:21:09.245

P27 38 MZ Chris PETTET		MZ ETZ250 -				
IDEAL LAP TIME : 1:06.671		BEST LAP TIME : 1:07.120		DIFFERENCE : 0.449		
LAP	SECTOR 1	SECTOR 2	LAP TIME	MPH	DIFF	TIME OF DAY
1 -		26.641	1:32.731	46.89	25.611	16:15:32.249
2 -	40.759	26.361	1:07.120 (1)	64.78		16:16:39.369
3 -	41.013	26.476	1:07.489 (3)	64.43	0.369	16:17:46.858
4 -	40.310	28.473	1:08.783	63.22	1.663	16:18:55.641
5 -	40.606	26.820	1:07.426 (2)	64.49	0.306	16:20:03.067
6 -	41.219	26.797	1:08.016	63.93	0.896	16:21:11.083

BMCRC - MRO Championships 2024 - Rnd 1 @ Brands Hatch Indy

BMCRC Formula 400 & BMZRC 250 MZs

RACE 19 - SECTOR ANALYSIS



SECTOR 1 = FL to I1, SECTOR 2 = I1 to FL, DIFF = Difference To Personal Best Lap, P = Crossed Finish Line in Pit Lane, D = Time Disallowed

P28 74 MZ_R Kevin LANE			MZ MZ - Racing Lane			
IDEAL LAP TIME : 1:09.119		BEST LAP TIME : 1:09.400		DIFFERENCE : 0.281		
LAP	SECTOR 1	SECTOR 2	LAP TIME	MPH	DIFF	TIME OF DAY
1 -		27.432	1:34.755	45.89	25.355	16:15:34.273
2 -	41.796	27.691	1:09.487 (2)	62.58	0.087	16:16:43.760
3 -	41.744	28.021	1:09.765 (3)	62.33	0.365	16:17:53.525
4 -	41.875	28.142	1:10.017	62.10	0.617	16:19:03.542
5 -	41.738	27.662	1:09.400 (1)	62.66		16:20:12.942
6 -	41.687	28.082	1:09.769	62.32	0.369	16:21:22.711

P29 15 M Nick SMITH			Kawasaki ZXR400 - Hi-Precision Engineering Ltd			
IDEAL LAP TIME : 52.834		BEST LAP TIME : 52.958		DIFFERENCE : 0.124		
LAP	SECTOR 1	SECTOR 2	LAP TIME	MPH	DIFF	TIME OF DAY
1 -		21.841	59.270	73.36	6.312	16:14:58.788
2 -	32.090	21.460	53.550 (3)	81.20	0.592	16:15:52.338
3 -	31.705	21.489	53.194 (2)	81.74	0.236	16:16:45.532
4 -	32.459	21.288	53.747	80.90	0.789	16:17:39.279
5 -	31.829	21.129	52.958 (1)	82.11		16:18:32.237

P30 95 MZ Christopher ROGERS			MZ ETZ 250 - CB Racing			
IDEAL LAP TIME : 1:00.223		BEST LAP TIME : 1:00.918		DIFFERENCE : 0.695		
LAP	SECTOR 1	SECTOR 2	LAP TIME	MPH	DIFF	TIME OF DAY
1 -		24.017	1:24.849	51.25	23.931	16:15:24.367
2 -	36.206	24.712	1:00.918 (1)	71.38		16:16:25.285

BMCRC - MRO Championships 2024 - Rnd 1 @ Brands Hatch Indy

BMCRC Formula 400 & BMZRC 250 MZs

RACE 19 - BEST SECTORS

SECTOR 1			SECTOR 2			IDEAL / BEST COMPARISON						
POS	NO	NAME	TIME	NO	NAME	TIME	POS	NO	NAME	IDEAL	BEST	DIFF
									PERFECT LAP	52.828		
1	15	SMITH	31.705	2	GILL	21.123	1	15	SMITH	52.834	52.958	0.124
2	2	GILL	31.878	15	SMITH	21.129	2	2	GILL	53.001	53.001	0.000
3	191	DANCE	31.964	191	DANCE	21.645	3	191	DANCE	53.609	53.609	0.000
4	58	ROBINSON	32.732	25	SMITH	21.770	4	58	ROBINSON	54.695	55.001	0.306
5	115	DONKERSLEY	32.952	65	MOXON	21.813	5	25	SMITH	54.811	54.811	0.000
6	25	SMITH	33.041	58	ROBINSON	21.963	6	115	DONKERSLEY	54.918	55.295	0.377
7	17	BATE	33.252	115	DONKERSLEY	21.966	7	65	MOXON	55.255	55.425	0.170
8	12	WATT	33.331	67	HARVEY	22.078	8	67	HARVEY	55.512	55.663	0.151
9	67	HARVEY	33.434	90	RAPA	22.282	9	12	WATT	55.678	55.678	0.000
10	65	MOXON	33.442	12	WATT	22.347	10	17	BATE	55.890	55.890	0.000
11	90	RAPA	33.630	123	GALLAGHER	22.350	11	90	RAPA	55.912	56.193	0.281
12	123	GALLAGHER	33.710	17	BATE	22.638	12	123	GALLAGHER	56.060	56.060	0.000
13	45	MACKENZIE	34.360	45	MACKENZIE	23.049	13	45	MACKENZIE	57.409	57.592	0.183
14	47	CARSON	34.904	47	CARSON	23.118	14	47	CARSON	58.022	58.044	0.022
15	85	WALES	35.211	55	MANSON-CHUBB	23.199	15	55	MANSON-CHUBB	58.473	58.625	0.152
16	55	MANSON-CHUBB	35.274	85	WALES	23.690	16	85	WALES	58.901	58.901	0.000
17	13	RYAN	35.871	1	MANN	23.691	17	1	MANN	59.624	59.749	0.125
18	1	MANN	35.933	95	ROGERS	24.017	18	13	RYAN	59.936	59.936	0.000
19	75	WOODALL	36.149	13	RYAN	24.065	19	95	ROGERS	1:00.223	1:00.918	0.695
20	37	LAMACRAFT	36.179	565	KERSHAW	24.066	20	75	WOODALL	1:00.544	1:00.544	0.000
21	95	ROGERS	36.206	0	ATKINSON	24.267	21	11	CRIPPS	1:00.745	1:00.925	0.180
22	11	CRIPPS	36.416	11	CRIPPS	24.329	22	37	LAMACRAFT	1:00.900	1:00.900	0.000
23	32	ASHMEAD	36.767	75	WOODALL	24.395	23	0	ATKINSON	1:01.091	1:01.335	0.244
24	0	ATKINSON	36.824	32	ASHMEAD	24.454	24	32	ASHMEAD	1:01.221	1:01.744	0.523
25	9	HOWLETT	37.961	37	LAMACRAFT	24.721	25	9	HOWLETT	1:02.939	1:03.060	0.121
26	66	LEWIS	39.319	9	HOWLETT	24.978	26	66	LEWIS	1:05.652	1:05.902	0.250
27	52	PARKER	39.817	52	PARKER	26.168	27	52	PARKER	1:05.985	1:05.985	0.000
28	38	PETTET	40.310	66	LEWIS	26.333	28	38	PETTET	1:06.671	1:07.120	0.449
29	74	LANE	41.687	38	PETTET	26.361	29	74	LANE	1:09.119	1:09.400	0.281
30				74	LANE	27.432	30	565	KERSHAW		58.960	
31												

BMCRC - MRO Championships 2024 - Rnd 1 @ Brands Hatch Indy

BMCRC Formula 400 & BMZRC 250 MZs

RACE 19 - STATISTICS

Competitors Started	31
Planned Start	2024-03-17 @ 16:00:00.000
Actual Start	2024-03-17 @ 16:13:59.517
Finish Time	2024-03-17 @ 16:20:19.611
Track Length	1.2079mi.
Total Laps	190
Total Distance Covered	229.5096mi.

Session Fastest Lap History

NO	CL	NAME	LAP TIME	TIME OF DAY	LAP	VEHICLE
2	M	Andrew GILL	53.485	16:15:51.926	2	Kawasaki ZXR400
2	M	Andrew GILL	53.206	16:16:45.131	3	Kawasaki ZXR400
15	M	Nick SMITH	53.194	16:16:45.543	3	Kawasaki ZXR400
2	M	Andrew GILL	53.001	16:17:38.133	4	Kawasaki ZXR400
15	M	Nick SMITH	52.958	16:18:32.248	5	Kawasaki ZXR400

Session Leader History

NO	CL	NAME	FROM LAP	LAPS LED	DISTANCE	VEHICLE
2	M	Andrew GILL	1	7	8.45 miles	Kawasaki ZXR400

Flag History

TYPE	TIME OF DAY
GREEN	16:13:59.517
FINISH	16:20:19.611

Flag Statistics

TYPE	COUNT	TOTAL LAPS	TOTAL TIME
Green	1	7	7:30.454
Red	0	0	0.000
Safety Car	0	0	0.000
FCY	0	0	0.000

BMCRC - MRO Championships 2024 - Rnd 1 @ Brands Hatch Indy

BMCRC Formula 400 & BMZRC 250 MZs

RACE 19 - STATISTICS

CLASS : M

11 Starters

Fastest Lap History

NO	NAME	LAP TIME	TIME OF DAY	LAP	VEHICLE
2	Andrew GILL	53.485	16:15:51.926	2	Kawasaki ZXR400
2	Andrew GILL	53.206	16:16:45.131	3	Kawasaki ZXR400
15	Nick SMITH	53.194	16:16:45.543	3	Kawasaki ZXR400
2	Andrew GILL	53.001	16:17:38.133	4	Kawasaki ZXR400
15	Nick SMITH	52.958	16:18:32.248	5	Kawasaki ZXR400

Leader History

NO	NAME	FROM LAP	LAPS LED	DISTANCE	VEHICLE
2	Andrew GILL	1	7	8.45 miles	Kawasaki ZXR400

BMCRC - MRO Championships 2024 - Rnd 1 @ Brands Hatch Indy

BMCRC Formula 400 & BMZRC 250 MZs

RACE 19 - STATISTICS

CLASS : S

5 Starters

Fastest Lap History

NO	NAME	LAP TIME	TIME OF DAY	LAP	VEHICLE
90	Steve RAPA	56.386	16:15:57.214	2	Honda RVF400
90	Steve RAPA	56.193	16:16:53.408	3	Honda RVF400
17	Freddie BATE	55.890	16:16:55.460	3	Kawasaki ZXR400
12	Kade WATT	55.678	16:17:53.866	4	Kawasaki NINJA 400

Leader History

NO	NAME	FROM LAP	LAPS LED	DISTANCE	VEHICLE
90	Steve RAPA	1	7	8.45 miles	Honda RVF400

BMCRC - MRO Championships 2024 - Rnd 1 @ Brands Hatch Indy

BMCRC Formula 400 & BMZRC 250 MZs

RACE 19 - STATISTICS

CLASS : MZ

12 Starters

Fastest Lap History

NO	NAME	LAP TIME	TIME OF DAY	LAP	VEHICLE
85	Andrew WALES	59.992	16:16:23.822	2	MZ ETZ 250
85	Andrew WALES	59.463	16:17:23.285	3	MZ ETZ 250
565	Louis KERSHAW	59.077	16:17:23.786	3	MZ 250
565	Louis KERSHAW	59.027	16:18:22.813	4	MZ 250
85	Andrew WALES	58.901	16:19:21.715	5	MZ ETZ 250

Leader History

NO	NAME	FROM LAP	LAPS LED	DISTANCE	VEHICLE
85	Andrew WALES	1	6	7.24 miles	MZ ETZ 250

BMCRC - MRO Championships 2024 - Rnd 1 @ Brands Hatch Indy

BMCRC Formula 400 & BMZRC 250 MZs

RACE 19 - STATISTICS

CLASS : MZ_R

3 Starters

Fastest Lap History

NO	NAME	LAP TIME	TIME OF DAY	LAP	VEHICLE
37	Harry LAMACRAFT	1:01.798	16:16:28.830	2	MZ ETZ 250
11	Carl CRIPPS	1:01.075	16:17:31.297	3	MZ ETZ250
37	Harry LAMACRAFT	1:00.900	16:19:33.340	5	MZ ETZ 250

Leader History

NO	NAME	FROM LAP	LAPS LED	DISTANCE	VEHICLE
37	Harry LAMACRAFT	1	6	7.24 miles	MZ ETZ 250



DART MOTORSPORT MRO 600 / DART MOTORSPORT MRO CLUBMAN 600 / T3 TONY SCOTT MOTORSPORT MOTO EVO & STEET EVO



BMCRC-MRO Championships - Round 1
Brands Hatch Indy
16th / 17th March 2024



Timing & Results Provided by Timing Solutions Ltd

www.tsl-timing.com



BrandsHatch

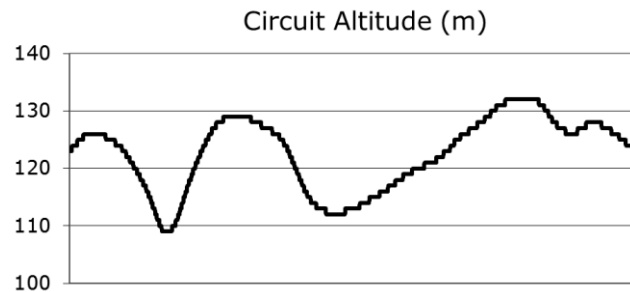
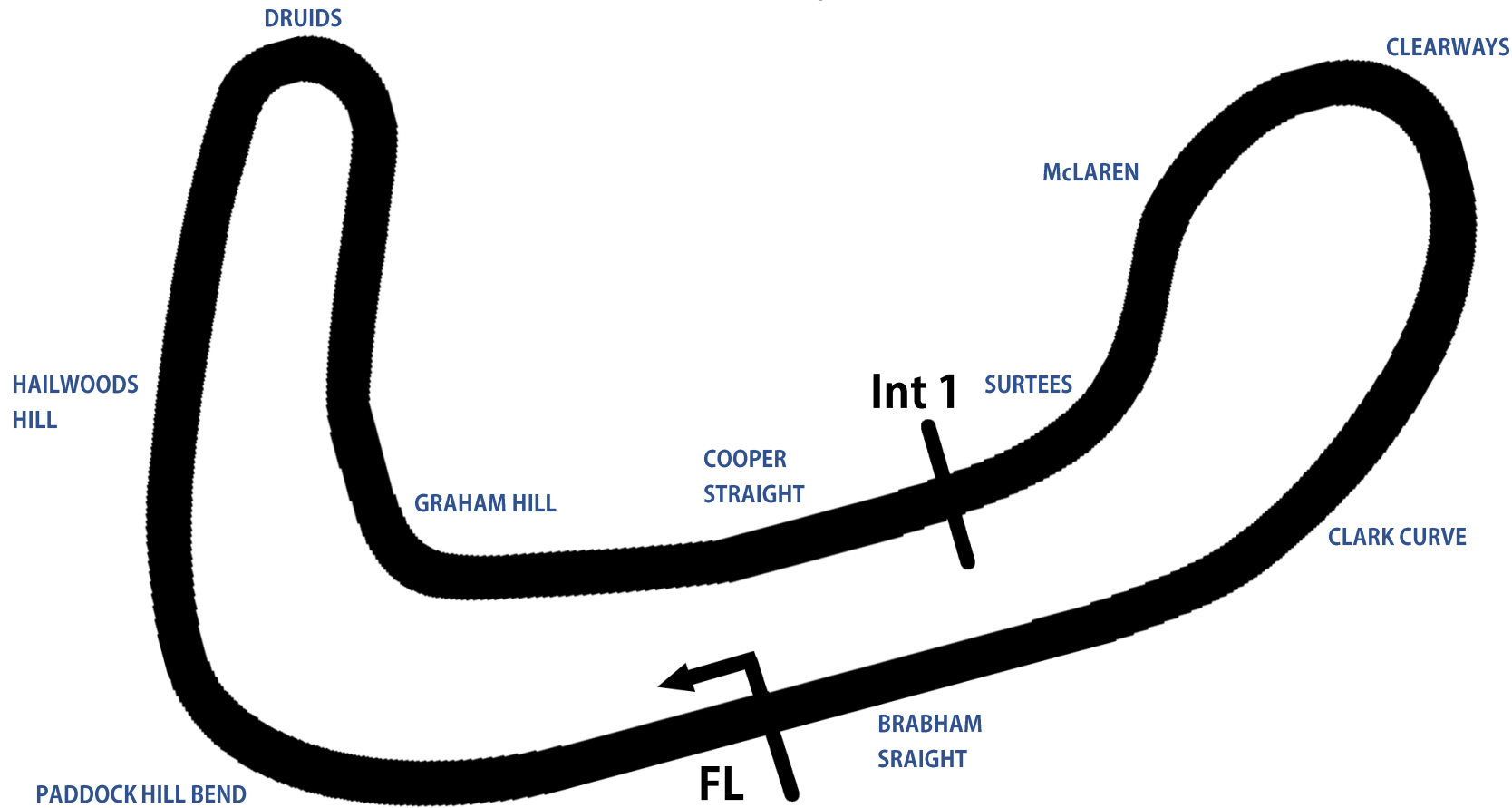
Brands Hatch Indy Circuit

Fawkham, Longfield, Kent, UK



SPORTS TIMING

TIMING SOLUTIONS LTD



Length	1.2079 miles 1.944 km 1944.0 m		
FL		51.36032 N	0.26032 E
Int 1	1112m	51.35934 N	0.25955 E
Pit Entry	1669m	51.35911 N	0.25743 E
Pit Exit	26m after FL	51.36017 N	0.26051 E
Pit Entry - Pit Exit	277m, 19.9s @ 50kph, 16.6s @ 60kph		

Results & Live Timing available at – www.tsl-timing.com

Updated - 24/01/2024 10:26



BMCRC - MRO Championships 2024 - Rnd 1 @ Brands Hatch Indy

DART MRO 600 inc Clubman 600 & GP2/EVO

QUALIFYING - CLASSIFICATION

POS	NO	CL	PIC	NAME	ENTRY	TIME	ON	LAPS	GAP	DIFF	MPH
1	56		1	Michael MILLS	Yamaha R6 - A51 Racing, The Wokingham Bar Compa	49.456	8	9			87.92
2	71	EVO	1	Maximus HARDY	Triumph 675R - DAD	49.770	11	11	0.314	0.314	87.37
3	76		2	Anthony JOHNSON	- INTA MOTORCYCLE SERVICES LTD	49.871	7	9	0.415	0.101	87.19
4	3		3	Joey LAMBDEN	Kawasaki ZX600 RBF -	50.025	8	11	0.569	0.154	86.92
5	36		4	Harry FOWLE	Yamaha R6 - HF Refinishing Racing	50.255	11	11	0.799	0.230	86.53
6	818		5	Alex BARKER	Yamaha R6 - Barker Woodrow LTD & SS5 Constructor	50.544	10	11	1.088	0.289	86.03
7	91		6	Sam HIRST	- Team Valley Racing	50.582	9	10	1.126	0.038	85.97
8	5		7	Luke MACRAE	Triumph 765 - Bournephoto.co.uk	50.621	9	11	1.165	0.039	85.90
9	51		8	Ross CLARKE	Kawasaki ZX600RR - RC Farriery Racing	51.044	10	11	1.588	0.423	85.19
10	80	C	1	Morgan CREASEY	Yamaha R6 - Warics Ltd	51.118	9	9	1.662	0.074	85.06
11	181		9	Mike GOODFELLOW	Kawasaki ZX6R -	51.174	10	11	1.718	0.056	84.97
12	212		10	Matt PALLETT	Kawasaki ZX636 - BDA Chartered Architects	51.214	10	10	1.758	0.040	84.91
13	961		11	Jack SIM	Kawasaki ZX6R - Vanguard Motorsport, Platform Lift E	51.297	10	11	1.841	0.083	84.77
14	624	C	2	Matthew FEDRICK	Yamaha R6 - Matthew Fedrick farmers ltd/ Palmer Race	51.328	8	9	1.872	0.031	84.72
15	39	C	3	Aaron MONK	Kawasaki Ninja 636 - flyaspitfire.co.uk	51.453	8	9	1.997	0.125	84.51
16	35		12	Kai DICKINSON	Kawasaki ZX636 -	51.460	10	11	2.004	0.007	84.50
17	28	C	4	Tom WALKER	Yamaha R6 - TRW Racing	51.636	10	10	2.180	0.176	84.21
18	83	C	5	Andy WINDSOR	Yamaha R6 -	51.770	9	9	2.314	0.134	83.99
19	81		13	Fred McMULLAN	Kawasaki ZX636 - Orwell Motorcycles Ipswich	51.969	9	11	2.513	0.199	83.67
20	32		14	James ROBINSON	Yamaha R6 -	52.390	9	11	2.934	0.421	83.00
21	531	C	6	Jake KOURTI	Yamaha R6 - Red Mist Ltd/ GK Tree Surgeons Ltd/JWT	52.443	9	11	2.987	0.053	82.92
22	134		15	Donald GILBERT	Kawasaki ZX6R - S and N tyres	52.535	6	6	3.079	0.092	82.77
23	67	C	7	Edward ANSELL	Triumph 675 - E a Ansell contractors	53.108	3	10	3.652	0.573	81.88
24	165	C	8	Frank MONTINI	Triumph Daytona 675R - Sara Johnson	53.470	7	8	4.014	0.362	81.32
25	54	C	9	Jake ANDERTON	Yamaha R6 - Hunter Racing	53.844	9	9	4.388	0.374	80.76
26	115		16	Brian MAHER	Yamaha R6 -	54.596	10	11	5.140	0.752	79.65
27	44		17	James DUTTON	Kawasaki ZX6 R - AMR Motorcycles	54.613	6	10	5.157	0.017	79.62
28	84	C	10	George HIGGINS	Yamaha R6 - Aztec Racing	54.759	3	4	5.303	0.146	79.41
29	910	C	11	Harry GOWER	Triumph Daytona 675 - RG Racing	55.093	5	9	5.637	0.334	78.93
30	74	C	12	Tom VAUGHAN	Yamaha R6 - Lamonde,Smiths Mechanical Support	55.280	9	9	5.824	0.187	78.66
31	131	C	13	Blake DIDWELL	Kawasaki ZX6R - Black Widow Exhausts Double Blitz	55.363	9	10	5.907	0.083	78.54
32	440	C	14	Elijah EVERTON	Kawasaki Ninja 600 -	55.409	9	10	5.953	0.046	78.48
33	34		18	Owen MONAGHAN	Yamaha R6 - RLT Racing	55.885	9	10	6.429	0.476	77.81
34	10	C	15	Ian LAURIE	Triumph Daytona -	58.244	7	8	8.788	2.359	74.66

Comments:

* No. 165 - 2 Fastest laps removed - yellow flag infringement

Weather / Track : Cloudy / Dry

Date: 16/03/2024 Start: 10:42 Finish: 10:52

These results are provisional until the conclusion of any judicial and technical matters.

Brands Hatch Indy: 1.2079 miles

Clerk Of Course:

Stewards:

Timekeeper:

Craig Smith



Results can be found at www.tsl-timing.com

Printed - 10:57 Saturday, 16 March 2024



BMCRC - MRO Championships 2024 - Rnd 1 @ Brands Hatch Indy

DART MRO 600 inc Clubman 600 & GP2/EVO

QUALIFYING - SECTOR ANALYSIS



SECTOR 1 = FL to I1, SECTOR 2 = I1 to FL, DIFF = Difference To Personal Best Lap, P = Crossed Finish Line in Pit Lane, D = Time Disallowed

P1 56		Michael MILLS		Yamaha R6 - A51 Racing, The Wokingham Bar Company			
IDEAL LAP TIME : 49.456		BEST LAP TIME : 49.456		DIFFERENCE : 0.000			
LAP	SECTOR 1	SECTOR 2	LAP TIME	MPH	DIFF	TIME OF DAY	
1 -	OUTLAP	21.824	59.483	73.10	10.027	10:45:13.916	
2 -	31.237	20.480	51.717	84.08	2.261	10:46:05.633	
3 -	31.267	20.691	51.958	83.69	2.502	10:46:57.591	
4 -	30.795	20.302	51.097 (2)	85.10	1.641	10:47:48.688	
5 -	32.403	20.908	53.311	81.57	3.855	10:48:41.999	
6 -	33.438	20.610	54.048	80.45	4.592	10:49:36.047	
7 -	31.074	20.948	52.022	83.59	2.566	10:50:28.069	
8 -	29.626	19.830	49.456 (1)	87.92		10:51:17.525	
9 -	30.853	20.812	51.665 (3)	84.16	2.209	10:52:09.190	

P2 71 EVO		Maximus HARDY		Triumph 675R - DAD			
IDEAL LAP TIME : 49.770		BEST LAP TIME : 49.770		DIFFERENCE : 0.000			
LAP	SECTOR 1	SECTOR 2	LAP TIME	MPH	DIFF	TIME OF DAY	
1 -	32.969	21.095	54.064	80.43	4.294	10:44:21.964	
2 -	32.609	20.640	53.249	81.66	3.479	10:45:15.213	
3 -	31.064	20.290	51.354	84.67	1.584	10:46:06.567	
4 -	30.890	20.470	51.360	84.66	1.590	10:46:57.927	
5 -	31.131	19.977	51.108	85.08	1.338	10:47:49.035	
6 -	30.961	20.060	51.021	85.23	1.251	10:48:40.056	
7 -	30.704	20.117	50.821 (3)	85.56	1.051	10:49:30.877	
8 -	33.869	20.364	54.233	80.18	4.463	10:50:25.110	
9 -	30.836	20.048	50.884	85.46	1.114	10:51:15.994	
10 -	30.529	19.954	50.483 (2)	86.13	0.713	10:52:06.477	
11 -	29.984	19.786	49.770 (1)	87.37		10:52:56.247	

P3 76		Anthony JOHNSON		- INTA MOTORCYCLE SERVICES LTD			
IDEAL LAP TIME : 49.871		BEST LAP TIME : 49.871		DIFFERENCE : 0.000			
LAP	SECTOR 1	SECTOR 2	LAP TIME	MPH	DIFF	TIME OF DAY	
1 -	OUTLAP	21.408	56.530	76.92	6.659	10:45:52.033	
2 -	31.577	20.595	52.172	83.35	2.301	10:46:44.205	
3 -	30.941	20.419	51.360	84.66	1.489	10:47:35.565	
4 -	31.305	20.583	51.888	83.80	2.017	10:48:27.453	
5 -	30.492	20.200	50.692 (3)	85.78	0.821	10:49:18.145	
6 -	31.014	20.392	51.406	84.59	1.535	10:50:09.551	
7 -	29.791	20.080	49.871 (1)	87.19		10:50:59.422	
8 -	30.584	20.210	50.794	85.61	0.923	10:51:50.216	
9 -	30.059	20.176	50.235 (2)	86.56	0.364	10:52:40.451	

P4 3		Joey LAMBDEN		Kawasaki ZX600 RBF -			
IDEAL LAP TIME : 50.025		BEST LAP TIME : 50.025		DIFFERENCE : 0.000			
LAP	SECTOR 1	SECTOR 2	LAP TIME	MPH	DIFF	TIME OF DAY	
1 -	OUTLAP	21.280	56.674	76.73	6.649	10:44:46.267	
2 -	32.407	20.371	52.778	82.39	2.753	10:45:39.045	
3 -	30.882	20.120	51.002	85.26	0.977	10:46:30.047	
4 -	30.537	21.254	51.791	83.96	1.766	10:47:21.838	
5 -	32.867	21.287	54.154	80.30	4.129	10:48:15.992	
6 -	32.000	20.665	52.665	82.57	2.640	10:49:08.657	
7 -	32.614	20.677	53.291	81.60	3.266	10:50:01.948	
8 -	30.133	19.892	50.025 (1)	86.92		10:50:51.973	
9 -	30.877	20.068	50.945 (3)	85.35	0.920	10:51:42.918	
10 -	30.533	20.092	50.625 (2)	85.89	0.600	10:52:33.543	
11 -	31.012	20.784	51.796	83.95	1.771	10:53:25.339	

BMCRC - MRO Championships 2024 - Rnd 1 @ Brands Hatch Indy

DART MRO 600 inc Clubman 600 & GP2/EVO

QUALIFYING - SECTOR ANALYSIS



SECTOR 1 = FL to I1, SECTOR 2 = I1 to FL, DIFF = Difference To Personal Best Lap, P = Crossed Finish Line in Pit Lane, D = Time Disallowed

P5 36		Harry FOWLE		Yamaha R6 - HF Refinishing Racing			
IDEAL LAP TIME : 49.813		BEST LAP TIME : 50.255		DIFFERENCE : 0.442			
LAP	SECTOR 1	SECTOR 2	LAP TIME	MPH	DIFF	TIME OF DAY	
1 -	33.673	21.329	55.002	79.06	4.747	10:44:16.566	
2 -	32.647	21.373	54.020	80.49	3.765	10:45:10.586	
3 -	31.025	20.363	51.388	84.62	1.133	10:46:01.974	
4 -	32.627	20.961	53.588	81.14	3.333	10:46:55.562	
5 -	30.130	20.410	50.540 (3)	86.04	0.285	10:47:46.102	
6 -	32.462	20.756	53.218	81.71	2.963	10:48:39.320	
7 -	30.599	20.609	51.208	84.92	0.953	10:49:30.528	
8 -	30.572	20.444	51.016	85.24	0.761	10:50:21.544	
9 -	32.545	21.305	53.850	80.75	3.595	10:51:15.394	
10 -	30.312	20.088	50.400 (2)	86.28	0.145	10:52:05.794	
11 -	29.725	20.530	50.255 (1)	86.53		10:52:56.049	

P6 818		Alex BARKER		Yamaha R6 - Barker Woodrow LTD & SS5 Construction LTD			
IDEAL LAP TIME : 50.449		BEST LAP TIME : 50.544		DIFFERENCE : 0.095			
LAP	SECTOR 1	SECTOR 2	LAP TIME	MPH	DIFF	TIME OF DAY	
1 -	33.228	20.977	54.205	80.22	3.661	10:44:37.811	
2 -	32.066	21.044	53.110	81.87	2.566	10:45:30.921	
3 -	30.875	20.022	50.897 (3)	85.43	0.353	10:46:21.818	
4 -	31.307	22.429	53.736	80.92	3.192	10:47:15.554	
5 -	34.027	20.898	54.925	79.17	4.381	10:48:10.479	
6 -	34.848	22.112	56.960	76.34	6.416	10:49:07.439	
7 -	32.089	20.503	52.592	82.68	2.048	10:50:00.031	
8 -	30.533	20.128	50.661 (2)	85.83	0.117	10:50:50.692	
9 -	30.873	20.097	50.970	85.31	0.426	10:51:41.662	
10 -	30.427	20.117	50.544 (1)	86.03		10:52:32.206	
11 -	31.615	21.230	52.845	82.28	2.301	10:53:25.051	

P7 91		Sam HIRST		- Team Valley Racing			
IDEAL LAP TIME : 50.571		BEST LAP TIME : 50.582		DIFFERENCE : 0.011			
LAP	SECTOR 1	SECTOR 2	LAP TIME	MPH	DIFF	TIME OF DAY	
1 -	OUTLAP	20.706	55.512	78.33	4.930	10:44:47.335	
2 -	32.298	20.517	52.815	82.33	2.233	10:45:40.150	
3 -	32.107	20.699	52.806	82.35	2.224	10:46:32.956	
4 -	31.081	20.682	51.763	84.00	1.181	10:47:24.719	
5 -	31.201	IN PIT	1:11.553 P	60.77	20.971	10:48:36.272	
6 -	OUTLAP	20.368	53.868	80.72	3.286	10:49:30.140	
7 -	30.775	20.247	51.022 (2)	85.22	0.440	10:50:21.162	
8 -	30.859	20.750	51.609	84.26	1.027	10:51:12.771	
9 -	30.324	20.258	50.582 (1)	85.97		10:52:03.353	
10 -	30.771	20.571	51.342 (3)	84.69	0.760	10:52:54.695	

P8 5		Luke MACRAE		Triumph 765 - Bournephoto.co.uk			
IDEAL LAP TIME : 50.258		BEST LAP TIME : 50.621		DIFFERENCE : 0.363			
LAP	SECTOR 1	SECTOR 2	LAP TIME	MPH	DIFF	TIME OF DAY	
1 -	34.302	21.624	55.926	77.75	5.305	10:44:09.066	
2 -	32.911	20.873	53.784	80.85	3.163	10:45:02.850	
3 -	31.344	21.465	52.809	82.34	2.188	10:45:55.659	
4 -	31.514	21.093	52.607	82.66	1.986	10:46:48.266	
5 -	31.330	20.693	52.023	83.59	1.402	10:47:40.289	
6 -	31.616	20.147	51.763	84.00	1.142	10:48:32.052	
7 -	30.766	20.166	50.932	85.38	0.311	10:49:22.984	
8 -	30.366	20.261	50.627 (2)	85.89	0.006	10:50:13.611	
9 -	30.483	20.138	50.621 (1)	85.90		10:51:04.232	
10 -	30.171	20.870	51.041	85.19	0.420	10:51:55.273	
11 -	30.768	20.087	50.855 (3)	85.50	0.234	10:52:46.128	

BMCRC - MRO Championships 2024 - Rnd 1 @ Brands Hatch Indy

DART MRO 600 inc Clubman 600 & GP2/EVO

QUALIFYING - SECTOR ANALYSIS



SECTOR 1 = FL to I1, SECTOR 2 = I1 to FL, DIFF = Difference To Personal Best Lap, P = Crossed Finish Line in Pit Lane, D = Time Disallowed

P9 51		Ross CLARKE		Kawasaki ZX600RR - RC Farriery Racing			
IDEAL LAP TIME : 51.018		BEST LAP TIME : 51.044		DIFFERENCE : 0.026			
LAP	SECTOR 1	SECTOR 2	LAP TIME	MPH	DIFF	TIME OF DAY	
1 -	33.824	21.149	54.973	79.10	3.929	10:44:38.301	
2 -	32.175	21.137	53.312	81.56	2.268	10:45:31.613	
3 -	31.050	20.526	51.576	84.31	0.532	10:46:23.189	
4 -	31.572	21.451	53.023	82.01	1.979	10:47:16.212	
5 -	33.537	21.228	54.765	79.40	3.721	10:48:10.977	
6 -	32.891	20.345	53.236	81.68	2.192	10:49:04.213	
7 -	31.093	20.298	51.391	84.61	0.347	10:49:55.604	
8 -	31.077	20.225	51.302	84.76	0.258	10:50:46.906	
9 -	30.932	20.162	51.094 (2)	85.10	0.050	10:51:38.000	
10 -	30.895	20.149	51.044 (1)	85.19		10:52:29.044	
11 -	31.082	20.123	51.205 (3)	84.92	0.161	10:53:20.249	

P10 80 C		Morgan CREASEY		Yamaha R6 - Warics Ltd			
IDEAL LAP TIME : 51.118		BEST LAP TIME : 51.118		DIFFERENCE : 0.000			
LAP	SECTOR 1	SECTOR 2	LAP TIME	MPH	DIFF	TIME OF DAY	
1 -	OUTLAP	21.693	1:02.630	69.43	11.512	10:45:18.535	
2 -	32.672	21.137	53.809	80.81	2.691	10:46:12.344	
3 -	30.922	20.570	51.492 (3)	84.45	0.374	10:47:03.836	
4 -	30.733	20.644	51.377 (2)	84.64	0.259	10:47:55.213	
5 -	34.722	22.269	56.991	76.30	5.873	10:48:52.204	
6 -	32.585	21.382	53.967	80.57	2.849	10:49:46.171	
7 -	32.190	20.836	53.026	82.00	1.908	10:50:39.197	
8 -	31.023	20.593	51.616	84.24	0.498	10:51:30.813	
9 -	30.665	20.453	51.118 (1)	85.06		10:52:21.931	

P11 181		Mike GOODFELLOW		Kawasaki ZX6R -			
IDEAL LAP TIME : 51.022		BEST LAP TIME : 51.174		DIFFERENCE : 0.152			
LAP	SECTOR 1	SECTOR 2	LAP TIME	MPH	DIFF	TIME OF DAY	
1 -	34.233	21.992	56.225	77.34	5.051	10:44:03.330	
2 -	32.484	21.604	54.088	80.39	2.914	10:44:57.418	
3 -	35.512	IN PIT	1:20.112 P	54.28	28.938	10:46:17.530	
4 -	OUTLAP	21.192	1:00.869	71.44	9.695	10:47:18.399	
5 -	33.561	20.863	54.424	79.90	3.250	10:48:12.823	
6 -	32.194	20.957	53.151	81.81	1.977	10:49:05.974	
7 -	31.068	20.522	51.590 (3)	84.29	0.416	10:49:57.564	
8 -	30.747	20.508	51.255 (2)	84.84	0.081	10:50:48.819	
9 -	31.394	20.275	51.669	84.16	0.495	10:51:40.488	
10 -	30.847	20.327	51.174 (1)	84.97		10:52:31.662	
11 -	31.057	20.850	51.907	83.77	0.733	10:53:23.569	

P12 212		Matt PALLETT		Kawasaki ZX636 - BDA Chartered Architects			
IDEAL LAP TIME : 51.057		BEST LAP TIME : 51.214		DIFFERENCE : 0.157			
LAP	SECTOR 1	SECTOR 2	LAP TIME	MPH	DIFF	TIME OF DAY	
1 -	OUTLAP	21.536	58.549	74.27	7.335	10:45:15.104	
2 -	32.264	20.657	52.921	82.17	1.707	10:46:08.025	
3 -	31.595	20.631	52.226	83.26	1.012	10:47:00.251	
4 -	31.217	20.655	51.872 (3)	83.83	0.658	10:47:52.123	
5 -	32.625	21.312	53.937	80.62	2.723	10:48:46.060	
6 -	31.762	20.645	52.407	82.97	1.193	10:49:38.467	
7 -	31.567	20.905	52.472	82.87	1.258	10:50:30.939	
8 -	30.692	21.046	51.738 (2)	84.05	0.524	10:51:22.677	
9 -	31.893	20.526	52.419	82.95	1.205	10:52:15.096	
10 -	30.849	20.365	51.214 (1)	84.91		10:53:06.310	

BMCRC - MRO Championships 2024 - Rnd 1 @ Brands Hatch Indy

DART MRO 600 inc Clubman 600 & GP2/EVO

QUALIFYING - SECTOR ANALYSIS



SECTOR 1 = FL to I1, SECTOR 2 = I1 to FL, DIFF = Difference To Personal Best Lap, P = Crossed Finish Line in Pit Lane, D = Time Disallowed

P13 961		Jack SIM		Kawasaki ZX6 R - Vanguard Motorsport, Platform Lift Engineers			
IDEAL LAP TIME : 51.297		BEST LAP TIME : 51.297		DIFFERENCE : 0.000			
LAP	SECTOR 1	SECTOR 2	LAP TIME	MPH	DIFF	TIME OF DAY	
1 -	34.610	21.774	56.384	77.12	5.087	10:44:01.199	
2 -	32.556	20.894	53.450	81.35	2.153	10:44:54.649	
3 -	32.345	20.798	53.143	81.82	1.846	10:45:47.792	
4 -	31.199	20.486	51.685 (3)	84.13	0.388	10:46:39.477	
5 -	31.171	20.553	51.724	84.07	0.427	10:47:31.201	
6 -	31.081	20.486	51.567 (2)	84.32	0.270	10:48:22.768	
7 -	31.319	20.605	51.924	83.74	0.627	10:49:14.692	
8 -	31.498	IN PIT	1:22.035 P	53.00	30.738	10:50:36.727	
9 -	OUTLAP	21.058	1:01.138	71.12	9.841	10:51:37.865	
10 -	30.874	20.423	51.297 (1)	84.77		10:52:29.162	
11 -	32.621	21.555	54.176	80.26	2.879	10:53:23.338	

P14 624 C		Matthew FEDRICK		Yamaha R6 - Matthew Fedrick farriers ltd/ Palmer Race Skool			
IDEAL LAP TIME : 51.328		BEST LAP TIME : 51.328		DIFFERENCE : 0.000			
LAP	SECTOR 1	SECTOR 2	LAP TIME	MPH	DIFF	TIME OF DAY	
1 -	OUTLAP	22.314	58.956	73.76	7.628	10:45:55.533	
2 -	31.572	21.051	52.623	82.63	1.295	10:46:48.156	
3 -	31.330	20.615	51.945 (2)	83.71	0.617	10:47:40.101	
4 -	32.059	20.727	52.786	82.38	1.458	10:48:32.887	
5 -	31.593	20.722	52.315 (3)	83.12	0.987	10:49:25.202	
6 -	31.717	21.318	53.035	81.99	1.707	10:50:18.237	
7 -	31.954	20.577	52.531	82.78	1.203	10:51:10.768	
8 -	30.978	20.350	51.328 (1)	84.72		10:52:02.096	
9 -	31.730	20.741	52.471	82.87	1.143	10:52:54.567	

P15 39 C		Aaron MONK		Kawasaki Ninja 636 - flyaspitfire.co.uk			
IDEAL LAP TIME : 51.413		BEST LAP TIME : 51.453		DIFFERENCE : 0.040			
LAP	SECTOR 1	SECTOR 2	LAP TIME	MPH	DIFF	TIME OF DAY	
1 -	OUTLAP	21.342	58.200	74.71	6.747	10:45:33.173	
2 -	32.975	20.764	53.739	80.92	2.286	10:46:26.912	
3 -	33.144	20.716	53.860	80.73	2.407	10:47:20.772	
4 -	33.713	20.969	54.682	79.52	3.229	10:48:15.454	
5 -	34.382	21.011	55.393	78.50	3.940	10:49:10.847	
6 -	32.105	20.921	53.026 (3)	82.00	1.573	10:50:03.873	
7 -	32.859	20.879	53.738	80.92	2.285	10:50:57.611	
8 -	31.137	20.316	51.453 (1)	84.51		10:51:49.064	
9 -	31.552	20.276	51.828 (2)	83.90	0.375	10:52:40.892	

P16 35		Kai DICKINSON		Kawasaki ZX636 -			
IDEAL LAP TIME : 51.460		BEST LAP TIME : 51.460		DIFFERENCE : 0.000			
LAP	SECTOR 1	SECTOR 2	LAP TIME	MPH	DIFF	TIME OF DAY	
1 -	34.084	22.555	56.639	76.77	5.179	10:44:05.324	
2 -	33.419	21.867	55.286	78.65	3.826	10:45:00.610	
3 -	33.071	22.385	55.456	78.41	3.996	10:45:56.066	
4 -	31.911	21.708	53.619	81.10	2.159	10:46:49.685	
5 -	30.991	21.238	52.229 (3)	83.26	0.769	10:47:41.914	
6 -	31.497	21.326	52.823	82.32	1.363	10:48:34.737	
7 -	31.320	21.008	52.328	83.10	0.868	10:49:27.065	
8 -	31.128	21.712	52.840	82.29	1.380	10:50:19.905	
9 -	30.907	21.002	51.909 (2)	83.77	0.449	10:51:11.814	
10 -	30.623	20.837	51.460 (1)	84.50		10:52:03.274	
11 -	31.280	21.286	52.566	82.72	1.106	10:52:55.840	

BMCRC - MRO Championships 2024 - Rnd 1 @ Brands Hatch Indy

DART MRO 600 inc Clubman 600 & GP2/EVO

QUALIFYING - SECTOR ANALYSIS



SECTOR 1 = FL to I1, SECTOR 2 = I1 to FL, DIFF = Difference To Personal Best Lap, P = Crossed Finish Line in Pit Lane, D = Time Disallowed

P17 28 C		Tom WALKER		Yamaha R6 - TRW Racing			
IDEAL LAP TIME : 51.636		BEST LAP TIME : 51.636		DIFFERENCE : 0.000			
LAP	SECTOR 1	SECTOR 2	LAP TIME	MPH	DIFF	TIME OF DAY	
1 -	36.253	23.263	59.516	73.06	7.880	10:44:14.695	
2 -	33.681	21.439	55.120	78.89	3.484	10:45:09.815	
3 -	32.850	21.083	53.933	80.62	2.297	10:46:03.748	
4 -	32.993	21.093	54.086	80.40	2.450	10:46:57.834	
5 -	32.263	21.864	54.127	80.34	2.491	10:47:51.961	
6 -	34.055	23.612	57.667	75.40	6.031	10:48:49.628	
7 -	34.946	21.504	56.450	77.03	4.814	10:49:46.078	
8 -	32.136	20.969	53.105 (3)	81.88	1.469	10:50:39.183	
9 -	32.083	20.686	52.769 (2)	82.40	1.133	10:51:31.952	
10 -	31.389	20.247	51.636 (1)	84.21		10:52:23.588	

P18 83 C		Andy WINDSOR		Yamaha R6 -			
IDEAL LAP TIME : 51.581		BEST LAP TIME : 51.770		DIFFERENCE : 0.189			
LAP	SECTOR 1	SECTOR 2	LAP TIME	MPH	DIFF	TIME OF DAY	
1 -	OUTLAP	21.470	58.046	74.91	6.276	10:45:34.103	
2 -	32.609	21.122	53.731 (3)	80.93	1.961	10:46:27.834	
3 -	32.553	21.760	54.313	80.06	2.543	10:47:22.147	
4 -	33.643	22.432	56.075	77.54	4.305	10:48:18.222	
5 -	33.267	20.800	54.067	80.42	2.297	10:49:12.289	
6 -	33.015	20.632	53.647 (2)	81.05	1.877	10:50:05.936	
7 -	32.438	21.344	53.782	80.85	2.012	10:50:59.718	
8 -	32.812	20.986	53.798	80.83	2.028	10:51:53.516	
9 -	30.949	20.821	51.770 (1)	83.99		10:52:45.286	

P19 81		Fred McMULLAN		Kawasaki ZX636 - Orwell Motorcycles ipswich			
IDEAL LAP TIME : 51.869		BEST LAP TIME : 51.969		DIFFERENCE : 0.100			
LAP	SECTOR 1	SECTOR 2	LAP TIME	MPH	DIFF	TIME OF DAY	
1 -	36.848	22.142	58.990	73.71	7.021	10:44:12.535	
2 -	33.111	21.808	54.919	79.18	2.950	10:45:07.454	
3 -	32.607	21.471	54.078	80.41	2.109	10:46:01.532	
4 -	33.742	21.486	55.228	78.73	3.259	10:46:56.760	
5 -	32.557	20.845	53.402	81.43	1.433	10:47:50.162	
6 -	32.570	20.876	53.446	81.36	1.477	10:48:43.608	
7 -	33.857	20.678	54.535	79.73	2.566	10:49:38.143	
8 -	31.854	20.797	52.651	82.59	0.682	10:50:30.794	
9 -	31.363	20.606	51.969 (1)	83.67		10:51:22.763	
10 -	31.509	20.641	52.150 (3)	83.38	0.181	10:52:14.913	
11 -	31.624	20.506	52.130 (2)	83.41	0.161	10:53:07.043	

P20 32		James ROBINSON		Yamaha R6 -			
IDEAL LAP TIME : 52.390		BEST LAP TIME : 52.390		DIFFERENCE : 0.000			
LAP	SECTOR 1	SECTOR 2	LAP TIME	MPH	DIFF	TIME OF DAY	
1 -	36.729	22.272	59.001	73.70	6.611	10:44:15.952	
2 -	33.228	21.760	54.988	79.08	2.598	10:45:10.940	
3 -	32.409	21.173	53.582	81.15	1.192	10:46:04.522	
4 -	32.759	21.068	53.827	80.78	1.437	10:46:58.349	
5 -	32.110	21.455	53.565	81.18	1.175	10:47:51.914	
6 -	32.551	21.515	54.066	80.43	1.676	10:48:45.980	
7 -	32.167	21.269	53.436	81.37	1.046	10:49:39.416	
8 -	31.985	20.748	52.733 (2)	82.46	0.343	10:50:32.149	
9 -	31.677	20.713	52.390 (1)	83.00		10:51:24.539	
10 -	32.161	20.960	53.121 (3)	81.86	0.731	10:52:17.660	
11 -	32.219	20.922	53.141	81.83	0.751	10:53:10.801	

BMCRC - MRO Championships 2024 - Rnd 1 @ Brands Hatch Indy

DART MRO 600 inc Clubman 600 & GP2/EVO

QUALIFYING - SECTOR ANALYSIS



SECTOR 1 = FL to I1, SECTOR 2 = I1 to FL, DIFF = Difference To Personal Best Lap, P = Crossed Finish Line in Pit Lane, D = Time Disallowed

P21 531 C		Jake KOURTI		Yamaha R6 - Red Mist Ltd/ GK Tree Surgeons Ltd/JWG Motorc			
IDEAL LAP TIME : 52.443		BEST LAP TIME : 52.443		DIFFERENCE : 0.000			
LAP	SECTOR 1	SECTOR 2	LAP TIME	MPH	DIFF	TIME OF DAY	
1 -	36.139	22.436	58.575	74.23	6.132	10:44:10.177	
2 -	33.810	21.619	55.429	78.45	2.986	10:45:05.606	
3 -	33.265	22.033	55.298	78.63	2.855	10:46:00.904	
4 -	33.007	21.338	54.345	80.01	1.902	10:46:55.249	
5 -	32.303	21.321	53.624	81.09	1.181	10:47:48.873	
6 -	33.133	21.270	54.403	79.93	1.960	10:48:43.276	
7 -	34.528	21.347	55.875	77.82	3.432	10:49:39.151	
8 -	31.771	20.972	52.743 (2)	82.44	0.300	10:50:31.894	
9 -	31.679	20.764	52.443 (1)	82.92		10:51:24.337	
10 -	32.035	20.846	52.881 (3)	82.23	0.438	10:52:17.218	
11 -	32.430	21.003	53.433	81.38	0.990	10:53:10.651	

P22 134		Donald GILBERT		Kawasaki ZX6R - S and N tyres			
IDEAL LAP TIME : 52.254		BEST LAP TIME : 52.535		DIFFERENCE : 0.281			
LAP	SECTOR 1	SECTOR 2	LAP TIME	MPH	DIFF	TIME OF DAY	
1 -	OUTLAP	20.897	1:00.150	72.29	7.615	10:45:03.449	
2 -	31.745	21.330	53.075	81.93	0.540	10:45:56.524	
3 -	31.677	21.460	53.137	81.83	0.602	10:46:49.661	
4 -	31.379	21.176	52.555 (2)	82.74	0.020	10:47:42.216	
5 -	31.528	21.322	52.850 (3)	82.28	0.315	10:48:35.066	
6 -	31.357	21.178	52.535 (1)	82.77		10:49:27.601	

P23 67 C		Edward ANSELL		Triumph 675 - E a Ansell contractors			
IDEAL LAP TIME : 53.108		BEST LAP TIME : 53.108		DIFFERENCE : 0.000			
LAP	SECTOR 1	SECTOR 2	LAP TIME	MPH	DIFF	TIME OF DAY	
1 -	34.472	21.519	55.991	77.66	2.883	10:44:30.412	
2 -	33.145	21.088	54.233	80.18	1.125	10:45:24.645	
3 -	32.295	20.813	53.108 (1)	81.88		10:46:17.753	
4 -	35.326	23.159	58.485	74.35	5.377	10:47:16.238	
5 -	35.778	22.658	58.436	74.41	5.328	10:48:14.674	
6 -	35.242	21.567	56.809	76.54	3.701	10:49:11.483	
7 -	32.569	21.245	53.814 (2)	80.80	0.706	10:50:05.297	
8 -	33.049	21.766	54.815	79.33	1.707	10:51:00.112	
9 -	33.733	21.491	55.224	78.74	2.116	10:51:55.336	
10 -	32.649	21.306	53.955 (3)	80.59	0.847	10:52:49.291	

P24 165 C		Frank MONTINI		Triumph Daytona 675R - Sara Johnson			
IDEAL LAP TIME : 51.714		BEST LAP TIME : 53.470		DIFFERENCE : 1.756			
LAP	SECTOR 1	SECTOR 2	LAP TIME	MPH	DIFF	TIME OF DAY	
1 -	35.912	21.819	57.731	75.32	4.261	10:44:08.967	
2 -	34.052	21.626	55.678	78.10	2.208	10:45:04.645	
3 -	34.452	22.093	56.545	76.90	3.075	10:46:01.190	
4 -	33.843	21.393	55.236 (3)	78.72	1.766	10:46:56.426	
5 -	31.913	21.128	53.044 D	81.98		10:47:49.467	
6 -	32.839	21.167	54.006 (2)	80.52	0.536	10:48:43.473	
7 -	33.009	20.461	53.470 (1)	81.32		10:49:36.943	
8 -	31.253	20.615	54.868 D	83.83		10:50:28.811	

BMCRC - MRO Championships 2024 - Rnd 1 @ Brands Hatch Indy

DART MRO 600 inc Clubman 600 & GP2/EVO

QUALIFYING - SECTOR ANALYSIS



SECTOR 1 = FL to I1, SECTOR 2 = I1 to FL, DIFF = Difference To Personal Best Lap, P = Crossed Finish Line in Pit Lane, D = Time Disallowed

P25 54 C		Jake ANDERTON		Yamaha R6 - Hunter Racing		
IDEAL LAP TIME : 53.544		BEST LAP TIME : 53.844		DIFFERENCE : 0.300		
LAP	SECTOR 1	SECTOR 2	LAP TIME	MPH	DIFF	TIME OF DAY
1 -	OUTLAP	22.487	59.582	72.98	5.738	10:45:56.723
2 -	32.772	21.428	54.200	80.23	0.356	10:46:50.923
3 -	32.715	22.009	54.724	79.46	0.880	10:47:45.647
4 -	32.938	21.418	54.356	80.00	0.512	10:48:40.003
5 -	32.609	21.532	54.141 (3)	80.31	0.297	10:49:34.144
6 -	32.873	21.604	54.477	79.82	0.633	10:50:28.621
7 -	32.287	21.619	53.906 (2)	80.67	0.062	10:51:22.527
8 -	32.990	21.257	54.247	80.16	0.403	10:52:16.774
9 -	32.295	21.549	53.844 (1)	80.76		10:53:10.618

P26 115		Brian MAHER		Yamaha R6 -		
IDEAL LAP TIME : 54.484		BEST LAP TIME : 54.596		DIFFERENCE : 0.112		
LAP	SECTOR 1	SECTOR 2	LAP TIME	MPH	DIFF	TIME OF DAY
1 -	36.057	22.924	58.981	73.72	4.385	10:44:06.990
2 -	35.698	21.745	57.443	75.70	2.847	10:45:04.433
3 -	34.205	22.072	56.277	77.27	1.681	10:46:00.710
4 -	34.080	21.583	55.663	78.12	1.067	10:46:56.373
5 -	33.666	21.734	55.400	78.49	0.804	10:47:51.773
6 -	34.137	22.213	56.350	77.17	1.754	10:48:48.123
7 -	33.976	21.678	55.654	78.13	1.058	10:49:43.777
8 -	33.452	21.591	55.043 (3)	79.00	0.447	10:50:38.820
9 -	33.379	21.353	54.732 (2)	79.45	0.136	10:51:33.552
10 -	33.131	21.465	54.596 (1)	79.65		10:52:28.148
11 -	33.316	21.920	55.236	78.72	0.640	10:53:23.384

P27 44		James DUTTON		Kawasaki ZX6 R - AMR Motorcycles		
IDEAL LAP TIME : 54.561		BEST LAP TIME : 54.613		DIFFERENCE : 0.052		
LAP	SECTOR 1	SECTOR 2	LAP TIME	MPH	DIFF	TIME OF DAY
1 -	37.307	24.204	1:01.511	70.69	6.898	10:44:21.001
2 -	35.730	22.901	58.631	74.16	4.018	10:45:19.632
3 -	33.975	23.005	56.980	76.31	2.367	10:46:16.612
4 -	34.568	24.922	59.490	73.09	4.877	10:47:16.102
5 -	35.577	22.263	57.840	75.18	3.227	10:48:13.942
6 -	32.812	21.801	54.613 (1)	79.62		10:49:08.555
7 -	33.538	22.077	55.615	78.19	1.002	10:50:04.170
8 -	33.578	21.935	55.513 (3)	78.33	0.900	10:50:59.683
9 -	33.883	22.257	56.140	77.45	1.527	10:51:55.823
10 -	32.959	21.749	54.708 (2)	79.48	0.095	10:52:50.531

P28 84 C		George HIGGINS		Yamaha R6 - Aztec Racing		
IDEAL LAP TIME : 54.600		BEST LAP TIME : 54.759		DIFFERENCE : 0.159		
LAP	SECTOR 1	SECTOR 2	LAP TIME	MPH	DIFF	TIME OF DAY
1 -	37.263	23.479	1:00.742	71.59	5.983	10:44:14.757
2 -	34.143	22.365	56.508 (3)	76.95	1.749	10:45:11.265
3 -	32.974	21.785	54.759 (1)	79.41		10:46:06.024
4 -	33.603	21.626	55.229 (2)	78.73	0.470	10:47:01.253

BMCRC - MRO Championships 2024 - Rnd 1 @ Brands Hatch Indy

DART MRO 600 inc Clubman 600 & GP2/EVO

QUALIFYING - SECTOR ANALYSIS



SECTOR 1 = FL to I1, SECTOR 2 = I1 to FL, DIFF = Difference To Personal Best Lap, P = Crossed Finish Line in Pit Lane, D = Time Disallowed

P29 910 C		Harry GOWER		Triumph Daytona 675 - RG Racing		
IDEAL LAP TIME : 54.956		BEST LAP TIME : 55.093		DIFFERENCE : 0.137		
LAP	SECTOR 1	SECTOR 2	LAP TIME	MPH	DIFF	TIME OF DAY
1 -	OUTLAP	22.840	1:01.491	70.71	6.398	10:45:38.761
2 -	35.303	22.453	57.756	75.29	2.663	10:46:36.517
3 -	34.059	21.932	55.991	77.66	0.898	10:47:32.508
4 -	34.349	21.789	56.138	77.46	1.045	10:48:28.646
5 -	33.416	21.677	55.093 (1)	78.93		10:49:23.739
6 -	34.066	21.971	56.037	77.60	0.944	10:50:19.776
7 -	33.507	21.839	55.346 (3)	78.57	0.253	10:51:15.122
8 -	33.573	21.540	55.113 (2)	78.90	0.020	10:52:10.235
9 -	33.588	21.805	55.393	78.50	0.300	10:53:05.628

P30 74 C		Tom VAUGHAN		Yamaha R6 - Lamonde,Smiths Mechanical Support		
IDEAL LAP TIME : 55.187		BEST LAP TIME : 55.280		DIFFERENCE : 0.093		
LAP	SECTOR 1	SECTOR 2	LAP TIME	MPH	DIFF	TIME OF DAY
1 -	OUTLAP	22.344	1:03.963	67.98	8.683	10:45:17.099
2 -	35.711	23.376	59.087	73.59	3.807	10:46:16.186
3 -	34.492	24.206	58.698	74.08	3.418	10:47:14.884
4 -	34.433	21.995	56.428	77.06	1.148	10:48:11.312
5 -	34.668	21.722	56.390	77.11	1.110	10:49:07.702
6 -	34.045	21.780	55.825	77.89	0.545	10:50:03.527
7 -	34.053	21.520	55.573 (2)	78.25	0.293	10:50:59.100
8 -	34.211	21.581	55.792 (3)	77.94	0.512	10:51:54.892
9 -	33.667	21.613	55.280 (1)	78.66		10:52:50.172

P31 131 C		Blake DIDWELL		Kawasaki ZX6R - Black Widow Exhausts Double Blitz		
IDEAL LAP TIME : 55.363		BEST LAP TIME : 55.363		DIFFERENCE : 0.000		
LAP	SECTOR 1	SECTOR 2	LAP TIME	MPH	DIFF	TIME OF DAY
1 -	38.629	23.720	1:02.349	69.74	6.986	10:44:17.571
2 -	36.056	22.480	58.536	74.28	3.173	10:45:16.107
3 -	36.141	22.970	59.111	73.56	3.748	10:46:15.218
4 -	35.211	24.997	1:00.208	72.22	4.845	10:47:15.426
5 -	36.338	22.638	58.976	73.73	3.613	10:48:14.402
6 -	35.209	22.291	57.500	75.62	2.137	10:49:11.902
7 -	34.958	22.230	57.188	76.04	1.825	10:50:09.090
8 -	34.004	21.931	55.935 (2)	77.74	0.572	10:51:05.025
9 -	33.525	21.838	55.363 (1)	78.54		10:52:00.388
10 -	33.971	22.172	56.143 (3)	77.45	0.780	10:52:56.531

P32 440 C		Elijah EVERTON		Kawasaki Ninja 600 -		
IDEAL LAP TIME : 55.305		BEST LAP TIME : 55.409		DIFFERENCE : 0.104		
LAP	SECTOR 1	SECTOR 2	LAP TIME	MPH	DIFF	TIME OF DAY
1 -	37.091	23.298	1:00.389	72.00	4.980	10:44:16.204
2 -	35.780	23.196	58.976	73.73	3.567	10:45:15.180
3 -	35.597	22.859	58.456	74.39	3.047	10:46:13.636
4 -	35.681	22.684	58.365	74.50	2.956	10:47:12.001
5 -	35.301	22.416	57.717	75.34	2.308	10:48:09.718
6 -	35.185	22.011	57.196	76.02	1.787	10:49:06.914
7 -	34.263	21.945	56.208	77.36	0.799	10:50:03.122
8 -	33.545	22.008	55.553 (2)	78.27	0.144	10:50:58.675
9 -	33.649	21.760	55.409 (1)	78.48		10:51:54.084
10 -	33.660	22.011	55.671 (3)	78.11	0.262	10:52:49.755

BMCRC - MRO Championships 2024 - Rnd 1 @ Brands Hatch Indy

DART MRO 600 inc Clubman 600 & GP2/EVO

QUALIFYING - SECTOR ANALYSIS



SECTOR 1 = FL to I1, SECTOR 2 = I1 to FL, DIFF = Difference To Personal Best Lap, P = Crossed Finish Line in Pit Lane, D = Time Disallowed

P33 34		Owen MONAGHAN		Yamaha R6 - RLT Racing			
IDEAL LAP TIME : 55.885		BEST LAP TIME : 55.885		DIFFERENCE : 0.000			
LAP	SECTOR 1	SECTOR 2	LAP TIME	MPH	DIFF	TIME OF DAY	
1 -	38.500	23.885	1:02.385	69.70	6.500	10:44:14.611	
2 -	37.112	23.637	1:00.749	71.58	4.864	10:45:15.360	
3 -	37.265	23.902	1:01.167	71.09	5.282	10:46:16.527	
4 -	36.767	24.519	1:01.286	70.95	5.401	10:47:17.813	
5 -	36.821	23.784	1:00.605	71.75	4.720	10:48:18.418	
6 -	36.315	23.908	1:00.223	72.20	4.338	10:49:18.641	
7 -	35.196	22.465	57.661	75.41	1.776	10:50:16.302	
8 -	34.586	22.330	56.916 (3)	76.40	1.031	10:51:13.218	
9 -	33.921	21.964	55.885 (1)	77.81		10:52:09.103	
10 -	34.308	22.131	56.439 (2)	77.04	0.554	10:53:05.542	

P34 10 C		Ian LAURIE		Triumph Daytona -			
IDEAL LAP TIME : 58.244		BEST LAP TIME : 58.244		DIFFERENCE : 0.000			
LAP	SECTOR 1	SECTOR 2	LAP TIME	MPH	DIFF	TIME OF DAY	
1 -	OUTLAP	23.592	1:06.774	65.12	8.530	10:45:51.137	
2 -	35.807	23.279	59.086 (3)	73.59	0.842	10:46:50.223	
3 -	35.366	23.197	58.563 (2)	74.25	0.319	10:47:48.786	
4 -	36.932	23.213	1:00.145	72.30	1.901	10:48:48.931	
5 -	35.922	23.522	59.444	73.15	1.200	10:49:48.375	
6 -	36.024	23.625	59.649	72.90	1.405	10:50:48.024	
7 -	35.292	22.952	58.244 (1)	74.66		10:51:46.268	
8 -	35.880	23.595	59.475	73.11	1.231	10:52:45.743	

BMCRC - MRO Championships 2024 - Rnd 1 @ Brands Hatch Indy

DART MRO 600 inc Clubman 600 & GP2/EVO

QUALIFYING - BEST SECTORS

SECTOR 1			SECTOR 2			IDEAL / BEST COMPARISON						
POS	NO	NAME	TIME	NO	NAME	TIME	POS	NO	NAME	IDEAL	BEST	DIFF
									PERFECT LAP	49.412		
1	56	MILLS	29.626	71	HARDY	19.786	1	56	MILLS	49.456	49.456	0.000
2	36	FOWLE	29.725	56	MILLS	19.830	2	71	HARDY	49.770	49.770	0.000
3	76	JOHNSON	29.791	3	LAMBDEN	19.892	3	36	FOWLE	49.813	50.255	0.442
4	71	HARDY	29.984	818	BARKER	20.022	4	76	JOHNSON	49.871	49.871	0.000
5	3	LAMBDEN	30.133	76	JOHNSON	20.080	5	3	LAMBDEN	50.025	50.025	0.000
6	5	MACRAE	30.171	5	MACRAE	20.087	6	5	MACRAE	50.258	50.621	0.363
7	91	HIRST	30.324	36	FOWLE	20.088	7	818	BARKER	50.449	50.544	0.095
8	818	BARKER	30.427	51	CLARKE	20.123	8	91	HIRST	50.571	50.582	0.011
9	35	DICKINSON	30.623	91	HIRST	20.247	9	51	CLARKE	51.018	51.044	0.026
10	80	CREASEY	30.665	28	WALKER	20.247	10	181	GOODFELLOW	51.022	51.174	0.152
11	212	PALLET	30.692	181	GOODFELLOW	20.275	11	212	PALLET	51.057	51.214	0.157
12	181	GOODFELLOW	30.747	39	MONK	20.276	12	80	CREASEY	51.118	51.118	0.000
13	961	SIM	30.874	624	FEDRICK	20.350	13	961	SIM	51.297	51.297	0.000
14	51	CLARKE	30.895	212	PALLET	20.365	14	624	FEDRICK	51.328	51.328	0.000
15	83	WINDSOR	30.949	961	SIM	20.423	15	39	MONK	51.413	51.453	0.040
16	624	FEDRICK	30.978	80	CREASEY	20.453	16	35	DICKINSON	51.460	51.460	0.000
17	39	MONK	31.137	165	MONTINI	20.461	17	83	WINDSOR	51.581	51.770	0.189
18	165	MONTINI	31.253	81	McMULLAN	20.506	18	28	WALKER	51.636	51.636	0.000
19	134	GILBERT	31.357	83	WINDSOR	20.632	19	165	MONTINI	51.714	53.470	1.756
20	81	McMULLAN	31.363	32	ROBINSON	20.713	20	81	McMULLAN	51.869	51.969	0.100
21	28	WALKER	31.389	531	KOURTI	20.764	21	134	GILBERT	52.254	52.535	0.281
22	32	ROBINSON	31.677	67	ANSELL	20.813	22	32	ROBINSON	52.390	52.390	0.000
23	531	KOURTI	31.679	35	DICKINSON	20.837	23	531	KOURTI	52.443	52.443	0.000
24	54	ANDERTON	32.287	134	GILBERT	20.897	24	67	ANSELL	53.108	53.108	0.000
25	67	ANSELL	32.295	54	ANDERTON	21.257	25	54	ANDERTON	53.544	53.844	0.300
26	44	DUTTON	32.812	115	MAHER	21.353	26	115	MAHER	54.484	54.596	0.112
27	84	HIGGINS	32.974	74	VAUGHAN	21.520	27	44	DUTTON	54.561	54.613	0.052
28	115	MAHER	33.131	910	GOWER	21.540	28	84	HIGGINS	54.600	54.759	0.159
29	910	GOWER	33.416	84	HIGGINS	21.626	29	910	GOWER	54.956	55.093	0.137
30	131	DIDWELL	33.525	44	DUTTON	21.749	30	74	VAUGHAN	55.187	55.280	0.093
31	440	EVERTON	33.545	440	EVERTON	21.760	31	440	EVERTON	55.305	55.409	0.104
32	74	VAUGHAN	33.667	131	DIDWELL	21.838	32	131	DIDWELL	55.363	55.363	0.000
33	34	MONAGHAN	33.921	34	MONAGHAN	21.964	33	34	MONAGHAN	55.885	55.885	0.000
34	10	LAURIE	35.292	10	LAURIE	22.952	34	10	LAURIE	58.244	58.244	0.000

BMCRC - MRO Championships 2024 - Rnd 1 @ Brands Hatch Indy

DART MRO 600 inc Clubman 600 & GP2/EVO

QUALIFYING - STATISTICS

Competitors Started	34
Planned Start	2024-03-16 @ 10:36:00.000
Actual Start	2024-03-16 @ 10:42:37.577
Finish Time	2024-03-16 @ 10:52:39.309
Track Length	1.2079mi.
Total Laps	330
Total Distance Covered	398.6220mi.

Session Fastest Lap History

NO	CL	NAME	LAP TIME	TIME OF DAY	LAP	VEHICLE
961		Jack SIM	56.384	10:44:01.222	1	Kawasaki ZX6 R
181		Mike GOODFELLOW	56.225	10:44:03.354	1	Kawasaki ZX6R
5		Luke MACRAE	55.926	10:44:09.081	1	Triumph 765
36		Harry FOWLE	55.002	10:44:16.574	1	Yamaha R6
71	EVO	Maximus HARDY	54.064	10:44:21.986	1	Triumph 675R
961		Jack SIM	53.450	10:44:54.672	2	Kawasaki ZX6 R
71	EVO	Maximus HARDY	53.249	10:45:15.206	2	Triumph 675R
818		Alex BARKER	53.110	10:45:30.943	2	Yamaha R6
3		Joey LAMBDEN	52.778	10:45:39.068	2	Kawasaki ZX600 RBF
36		Harry FOWLE	51.388	10:46:01.982	3	Yamaha R6
71	EVO	Maximus HARDY	51.354	10:46:06.588	3	Triumph 675R
818		Alex BARKER	50.897	10:46:21.841	3	Yamaha R6
36		Harry FOWLE	50.540	10:47:46.110	5	Yamaha R6
3		Joey LAMBDEN	50.025	10:50:51.996	8	Kawasaki ZX600 RBF
76		Anthony JOHNSON	49.871	10:50:59.430	7	
56		Michael MILLS	49.456	10:51:17.534	8	Yamaha R6

Flag History

TYPE	TIME OF DAY
GREEN	10:42:37.577
FINISH	10:52:39.309

Flag Statistics

TYPE	COUNT	TOTAL LAPS	TOTAL TIME
Green	1	11	10:56.623
Red	0	0	0.000
Safety Car	0	0	0.000
FCY	0	0	0.000

BMCRC - MRO Championships 2024 - Rnd 1 @ Brands Hatch Indy

DART MRO 600 inc Clubman 600 & GP2/EVO

QUALIFYING - STATISTICS

CLASS :

18 Starters

Fastest Lap History

NO	NAME	LAP TIME	TIME OF DAY	LAP	VEHICLE
961	Jack SIM	56.384	10:44:01.222	1	Kawasaki ZX6 R
181	Mike GOODFELLOW	56.225	10:44:03.354	1	Kawasaki ZX6R
5	Luke MACRAE	55.926	10:44:09.081	1	Triumph 765
36	Harry FOWLE	55.002	10:44:16.574	1	Yamaha R6
818	Alex BARKER	54.205	10:44:37.834	1	Yamaha R6
961	Jack SIM	53.450	10:44:54.672	2	Kawasaki ZX6 R
818	Alex BARKER	53.110	10:45:30.943	2	Yamaha R6
3	Joey LAMBDEN	52.778	10:45:39.068	2	Kawasaki ZX600 RBF
36	Harry FOWLE	51.388	10:46:01.982	3	Yamaha R6
818	Alex BARKER	50.897	10:46:21.841	3	Yamaha R6
36	Harry FOWLE	50.540	10:47:46.110	5	Yamaha R6
3	Joey LAMBDEN	50.025	10:50:51.996	8	Kawasaki ZX600 RBF
76	Anthony JOHNSON	49.871	10:50:59.430	7	
56	Michael MILLS	49.456	10:51:17.534	8	Yamaha R6

BMCRC - MRO Championships 2024 - Rnd 1 @ Brands Hatch Indy

DART MRO 600 inc Clubman 600 & GP2/EVO

QUALIFYING - STATISTICS

CLASS : C

15 Starters

Fastest Lap History

NO	NAME	LAP TIME	TIME OF DAY	LAP	VEHICLE
165	Frank MONTINI	57.731	10:44:08.977	1	Triumph Daytona 675R
67	Edward ANSELL	55.991	10:44:30.423	1	Triumph 675
165	Frank MONTINI	55.678	10:45:04.655	2	Triumph Daytona 675R
531	Jake KOURTI	55.429	10:45:05.629	2	Yamaha R6
28	Tom WALKER	55.120	10:45:09.838	2	Yamaha R6
67	Edward ANSELL	54.233	10:45:24.657	2	Triumph 675
28	Tom WALKER	53.933	10:46:03.771	3	Yamaha R6
80	Morgan CREASEY	53.809	10:46:12.344	2	Yamaha R6
67	Edward ANSELL	53.108	10:46:17.765	3	Triumph 675
624	Matthew FEDRICK	52.623	10:46:48.179	2	Yamaha R6
80	Morgan CREASEY	51.492	10:47:03.846	3	Yamaha R6
80	Morgan CREASEY	51.377	10:47:55.210	4	Yamaha R6
624	Matthew FEDRICK	51.328	10:52:02.119	8	Yamaha R6
80	Morgan CREASEY	51.118	10:52:21.938	9	Yamaha R6

BMCRC - MRO Championships 2024 - Rnd 1 @ Brands Hatch Indy

DART MRO 600 inc Clubman 600 & GP2/EVO

QUALIFYING - STATISTICS

CLASS : EVO

1 Starters

Fastest Lap History

NO	NAME	LAP TIME	TIME OF DAY	LAP	VEHICLE
71	Maximus HARDY	54.064	10:44:21.986	1	Triumph 675R
71	Maximus HARDY	53.249	10:45:15.206	2	Triumph 675R
71	Maximus HARDY	51.354	10:46:06.588	3	Triumph 675R
71	Maximus HARDY	51.108	10:47:49.056	5	Triumph 675R
71	Maximus HARDY	51.021	10:48:40.056	6	Triumph 675R
71	Maximus HARDY	50.821	10:49:30.898	7	Triumph 675R
71	Maximus HARDY	50.483	10:52:06.498	10	Triumph 675R
71	Maximus HARDY	49.770	10:52:56.268	11	Triumph 675R



BMCRC - MRO Championships 2024 - Rnd 1 @ Brands Hatch Indy

DART MRO 600 inc Clubman 600 & GP2/EVO

RACE 10 - GRID (9 Laps)

ROW 12	36		35		34	10	Ian LAURIE	58.244			
ROW 11		33	34	Owen MONAGHAN	32	440	Elijah EVERTON	55.885 55.409 55.363			
ROW 10	30	74	Tom VAUGHAN	29	910	Harry GOWER	28	84	George HIGGINS	55.280 55.093 54.759	
ROW 9		27	44	James DUTTON	26	115	Brian MAHER	25	54	Jake ANDERTON	54.613 54.596 53.844
ROW 8	24	165	Frank MONTINI	23	67	Edward ANSELL	22	134	Donald GILBERT	53.470 53.108 52.535	
ROW 7		21	531	Jake KOURTI	20	32	James ROBINSON	19	81	Fred McMULLAN	52.443 52.390 51.969
ROW 6	18	83	Andy WINDSOR	17	28	Tom WALKER	16	35	Kai DICKINSON	51.770 51.636 51.460	
ROW 5		15	39	Aaron MONK	14	624	Matthew FEDRICK	13	961	Jack SIM	51.453 51.328 51.297
ROW 4	12	212	Matt PALLETT	11	181	Mike GOODFELLOW	10	80	Morgan CREASEY	51.214 51.174 51.118	
ROW 3		9	51	Ross CLARKE	8	5	Luke MACRAE	7	91	Sam HIRST	51.044 50.621 50.582
ROW 2	6	818	Alex BARKER	5	36	Harry FOWLE	4	3	Joey LAMBDEN	50.544 50.255 50.025	
ROW 1		3	76	Anthony JOHNSON	2	71	Maximus HARDY	1	56	Michael MILLS	49.871 49.770 49.456
Pole											

These results are provisional until the conclusion of any judicial and technical matters.

Brands Hatch Indy: 1.2079 miles

Clerk Of Course:	Stewards:	Timekeeper:	<i>Craig Smith</i>	
------------------	-----------	-------------	--------------------	--

Results can be found at www.tsl-timing.com

Printed - 10:58 Saturday, 16 March 2024





BMCRC - MRO Championships 2024 - Rnd 1 @ Brands Hatch Indy

DART MRO 600 inc Clubman 600 & GP2/EVO

RACE 10 - CLASSIFICATION

Race Distance: 9 Laps / 10.87 miles

POS	NO	CL	PIC	NAME	ENTRY	LAPS	TIME	GAP	DIFF	MPH	BEST	ON	GRD	↑↓
1	76		1	Anthony JOHNSON	- INTA MOTORCYCLE SERVICES LTD	9	7:30.491			86.87	49.291	9	3	2
2	1		2	Harry FOWLE	Yamaha R6 - HF Refinishing Racing	9	7:31.795	1.304	1.304	86.62	49.140	3	5	3
3	71	EVO	1	Maximus HARDY	Triumph 675R - DAD	9	7:31.952	1.461	0.157	86.59	49.102	7	2	-1
4	56		3	Michael MILLS	Yamaha R6 - A51 Racing, The Wokingham Bar Company	9	7:31.958	1.467	0.006	86.59	49.260	6	1	-3
5	91		4	Sam HIRST	- Team Valley Racing	9	7:36.295	5.804	4.337	85.77	49.966	4	7	2
6	818		5	Alex BARKER	Yamaha R6 - Barker Woodrow LTD & SS5 Construction LTD	9	7:36.557	6.066	0.262	85.72	49.792	9	6	0
7	3		6	Joey LAMBDEN	Kawasaki ZX600 RBF -	9	7:39.780	9.289	3.223	85.12	49.565	8	4	-3
8	35		7	Kai DICKINSON	Kawasaki ZX636 -	9	7:40.510	10.019	0.730	84.98	49.833	8	16	8
9	961		8	Jack SIM	Kawasaki ZX6 R - Vanguard Motorsport, Platform Lift Engine	9	7:42.970	12.479	2.460	84.53	50.320	8	13	4
10	51		9	Ross CLARKE	Kawasaki ZX600RR - RC Farniery Racing	9	7:43.273	12.782	0.303	84.48	50.301	9	9	-1
11	624	C	1	Matthew FEDRICK	Yamaha R6 - Matthew Fedrick farriers ltd/ Palmer Race Sko	9	7:43.762	13.271	0.489	84.39	50.481	6	14	3
12	134		10	Donald GILBERT	Kawasaki ZX6R - S and N tyres	9	7:44.406	13.915	0.644	84.27	50.475	9	22	10
13	212		11	Matt PALLETT	Kawasaki ZX636 - BDA Chartered Architects	9	7:44.545	14.054	0.139	84.24	50.442	9	12	-1
14	5		12	Luke MACRAE	Triumph 765 - Bournephoto.co.uk	9	7:45.018	14.527	0.473	84.16	50.549	3	8	-6
15	80		13	Morgan CREASEY	Yamaha R6 - Warics Ltd	9	7:45.292	14.801	0.274	84.11	50.712	7	10	-5
16	83	C	2	Andy WINDSOR	Yamaha R6 -	9	7:47.150	16.659	1.858	83.77	50.624	7	18	2
17	28	C	3	Tom WALKER	Yamaha R6 - TRW Racing	9	7:51.803	21.312	4.653	82.95	50.877	9	17	0
18	39	C	4	Aaron MONK	Kawasaki Ninja 636 - flyaspitfire.co.uk	9	7:52.057	21.566	0.254	82.90	51.175	9	15	-3
19	531	C	5	Jake KOURTI	Yamaha R6 - Red Mist Ltd/ GK Tree Surgeons Ltd/JWG Mot	9	7:52.238	21.747	0.181	82.87	50.987	9	21	2
20	81		14	Fred McMULLAN	Kawasaki ZX636 - Orwell Motorcycles ipswich	9	7:52.582	22.091	0.344	82.81	50.833	9	19	-1
21	165	C	6	Frank MONTINI	Triumph Daytona 675R - Sara Johnson	9	8:02.410	31.919	9.828	81.12	51.843	9	24	3
22	32		15	James ROBINSON	Yamaha R6 -	9	8:04.518	34.027	2.108	80.77	52.584	4	20	-2
23	67	C	7	Edward ANSELL	Triumph 675 - E a Ansell contractors	9	8:11.004	40.513	6.486	79.70	53.119	7	23	0
24	54	C	8	Jake ANDERTON	Yamaha R6 - Hunter Racing	9	8:11.092	40.601	0.088	79.69	53.080	6	25	1
25	44		16	James DUTTON	Kawasaki ZX6 R - AMR Motorcycles	9	8:11.672	41.181	0.580	79.60	53.427	5	27	2
26	910	C	9	Harry GOWER	Triumph Daytona 675 - RG Racing	9	8:11.746	41.255	0.074	79.58	52.833	9	29	3
27	74	C	10	Tom VAUGHAN	Yamaha R6 - Lamonde,Smiths Mechanical Support	9	8:13.592	43.101	1.846	79.29	53.576	6	30	3
28	115	C	11	Brian MAHER	Yamaha R6 -	9	8:13.745	43.254	0.153	79.26	53.250	7	26	-2
29	440	C	12	Elijah EVERTON	Kawasaki Ninja 600 -	8	7:31.721	1 Lap	1 Lap	77.01	54.825	8	32	3
30	131	C	13	Blake DIDWELL	Kawasaki ZX6R - Black Widow Exhausts Double Blitz	8	7:32.807	1 Lap	1.086	76.82	54.987	3	31	1
31	65		17	Ian SOILLEUX	- BDRacing	8	7:34.489	1 Lap	1.682	76.54	54.970	5	35	4
32	34		18	Owen MONAGHAN	Yamaha R6 - RLT Racing	8	7:43.810	1 Lap	9.321	75.00	56.124	8	33	1

NOT CLASSIFIED

DNF	10	C		Ian LAURIE	Triumph Daytona -	4	3:58.084	5 Laps	4 Laps	73.05	56.706	2	34	
-----	----	---	--	------------	-------------------	---	----------	--------	--------	-------	--------	---	----	--

FASTEST LAP

71	EVO			Maximus HARDY	Triumph 675R - DAD	7	49.102			88.56 mph		142.52 kph	
1				Harry FOWLE	Yamaha R6 - HF Refinishing Racing	3	49.140			88.49 mph		142.41 kph	
624	C			Matthew FEDRICK	Yamaha R6 - Matthew Fedrick farriers ltd/ Palmer Race Sko	6	50.481			86.14 mph		138.63 kph	

Comments:

Class - 92.5% of Race Speed = 80.35 mph
 Class EVO - 92.5% of Race Speed = 80.09 mph
 Class C - 92.5% of Race Speed = 78.06 mph

Weather / Track : Cloudy / Dry

Date: 16/03/2024 Start: 14:14 Finish: 14:21

These results are provisional until the conclusion of any judicial and technical matters.

Brands Hatch Indy: 1.2079 miles

Clerk Of Course:	Stewards:	Timekeeper:	
		<i>Craig Smith</i>	

Results can be found at www.tsl-timing.com

Printed - 14:23 Saturday, 16 March 2024



BMCRC - MRO Championships 2024 - Rnd 1 @ Brands Hatch Indy

DART MRO 600 inc Clubman 600 & GP2/EVO

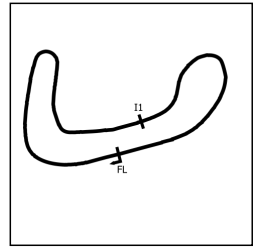
RACE 10 - POSITION CHART

No	Name	Lap Pos										
			1	2	3	4	5	6	7	8	9	
56	MILLS	1	76	76	76	1	76	1	1	76	76	
71	HARDY	2	56	56	56	76	1	76	76	1	1	
76	JOHNSON	3	71	71	1	71	71	56	56	56	71	
3	LAMB DEN	4	1	1	71	56	56	71	71	71	56	
1	FOWLE	5	91	91	91	91	91	91	91	91	91	
818	BARKER	6	818	818	818	818	818	818	818	818	818	
91	HIRST	7	80	961	961	961	3	3	3	3	3	
5	MACRAE	8	3	80	3	3	961	35	35	35	35	
51	CLARKE	9	961	3	80	35	35	961	961	961	961	
80	CREASEY	10	35	35	35	80	624	624	624	624	51	
212	PALLET T	11	5	5	5	5	51	51	51	51	624	
961	SIM	12	134	134	624	624	80	80	80	134	134	
624	FEDRICK	13	624	624	134	51	134	134	134	80	212	
39	MONK	14	212	212	51	134	5	5	212	212	5	
35	DICKINSON	15	51	51	212	212	212	212	5	5	80	
28	WALKER	16	531	531	531	531	83	83	83	83	83	
83	WINDSOR	17	83	83	83	83	39	28	28	39	28	
81	McMULLAN	18	39	39	39	28	28	39	39	28	39	
32	ROBINSON	19	28	28	28	39	531	531	531	531	531	
531	KOURTI	20	81	81	81	81	81	81	81	81	81	
134	GILBERT	21	32	32	32	32	32	32	32	165	165	
67	ANSELL	22	67	44	44	165	165	165	165	32	32	
165	MONTINI	23	44	165	165	44	44	44	44	54	67	
54	ANDERTON	24	165	67	74	54	54	54	54	67	54	
115	MAHER	25	115	74	54	74	67	67	67	44	44	
44	DUTTON	26	74	54	67	67	74	74	910	910	910	
910	GOWER	27	54	115	115	115	910	910	74	74	74	
74	VAUGHAN	28	440	910	910	910	115	115	115	115	115	
131	DIDWELL	29	910	440	440	440	131	131	440	440		
440	EVERTON	30	131	131	131	131	440	440	131	131		
34	MONAGHAN	31	10	65	65	65	65	65	65	65		
10	LAURIE	32	34	10	10	34	34	34	34	34		
65	SOILLEUX	33	65	34	34	10						

BMCRC - MRO Championships 2024 - Rnd 1 @ Brands Hatch Indy

DART MRO 600 inc Clubman 600 & GP2/EVO

RACE 10 - SECTOR ANALYSIS



SECTOR 1 = FL to I1, SECTOR 2 = I1 to FL, DIFF = Difference To Personal Best Lap, P = Crossed Finish Line in Pit Lane, D = Time Disallowed

P1 76		Anthony JOHNSON		- INTA MOTORCYCLE SERVICES LTD			
IDEAL LAP TIME : 49.108		BEST LAP TIME : 49.291		DIFFERENCE : 0.183			
LAP	SECTOR 1	SECTOR 2	LAP TIME	MPH	DIFF	TIME OF DAY	
1 -		20.156	54.696	79.50	5.405	14:15:06.033	
2 -	29.720	19.981	49.701	87.49	0.410	14:15:55.734	
3 -	29.479	19.942	49.421	87.99	0.130	14:16:45.155	
4 -	29.528	19.978	49.506	87.83	0.215	14:17:34.661	
5 -	29.806	19.979	49.785	87.34	0.494	14:18:24.446	
6 -	29.651	19.758	49.409	88.01	0.118	14:19:13.855	
7 -	29.441	19.931	49.372 (3)	88.07	0.081	14:20:03.227	
8 -	29.536	19.774	49.310 (2)	88.18	0.019	14:20:52.537	
9 -	29.350	19.941	49.291 (1)	88.22		14:21:41.828	

P2 1		Harry FOWLE		Yamaha R6 - HF Refinishing Racing			
IDEAL LAP TIME : 49.107		BEST LAP TIME : 49.140		DIFFERENCE : 0.033			
LAP	SECTOR 1	SECTOR 2	LAP TIME	MPH	DIFF	TIME OF DAY	
1 -		20.134	55.343	78.57	6.203	14:15:06.680	
2 -	29.720	19.796	49.516	87.82	0.376	14:15:56.196	
3 -	29.378	19.762	49.140 (1)	88.49		14:16:45.336	
4 -	29.526	19.789	49.315 (3)	88.18	0.175	14:17:34.651	
5 -	29.966	19.877	49.843	87.24	0.703	14:18:24.494	
6 -	29.345	19.862	49.207 (2)	88.37	0.067	14:19:13.701	
7 -	29.467	19.942	49.409	88.01	0.269	14:20:03.110	
8 -	29.801	19.901	49.702	87.49	0.562	14:20:52.812	
9 -	29.886	20.434	50.320	86.41	1.180	14:21:43.132	

P3 71 EVO		Maximus HARDY		Triumph 675R - DAD			
IDEAL LAP TIME : 49.093		BEST LAP TIME : 49.102		DIFFERENCE : 0.009			
LAP	SECTOR 1	SECTOR 2	LAP TIME	MPH	DIFF	TIME OF DAY	
1 -		19.959	54.880	79.23	5.778	14:15:06.217	
2 -	30.037	19.771	49.808	87.30	0.706	14:15:56.025	
3 -	29.880	19.676	49.556 (3)	87.75	0.454	14:16:45.581	
4 -	29.540	19.711	49.251 (2)	88.29	0.149	14:17:34.832	
5 -	29.995	19.862	49.857	87.22	0.755	14:18:24.689	
6 -	30.037	19.729	49.766	87.38	0.664	14:19:14.455	
7 -	29.417	19.685	49.102 (1)	88.56		14:20:03.557	
8 -	29.737	19.831	49.568	87.73	0.466	14:20:53.125	
9 -	29.842	20.322	50.164	86.68	1.062	14:21:43.289	

P4 56		Michael MILLS		Yamaha R6 - A51 Racing, The Wokingham Bar Company			
IDEAL LAP TIME : 49.201		BEST LAP TIME : 49.260		DIFFERENCE : 0.059			
LAP	SECTOR 1	SECTOR 2	LAP TIME	MPH	DIFF	TIME OF DAY	
1 -		20.154	54.808	79.34	5.548	14:15:06.145	
2 -	29.842	19.802	49.644	87.59	0.384	14:15:55.789	
3 -	29.621	19.808	49.429 (3)	87.97	0.169	14:16:45.218	
4 -	29.995	19.957	49.952	87.05	0.692	14:17:35.170	
5 -	29.655	20.059	49.714	87.47	0.454	14:18:24.884	
6 -	29.575	19.685	49.260 (1)	88.27		14:19:14.144	
7 -	29.516	19.836	49.352 (2)	88.11	0.092	14:20:03.496	
8 -	29.548	19.948	49.496	87.85	0.236	14:20:52.992	
9 -	29.947	20.356	50.303	86.44	1.043	14:21:43.295	

BMCRC - MRO Championships 2024 - Rnd 1 @ Brands Hatch Indy

DART MRO 600 inc Clubman 600 & GP2/EVO

RACE 10 - SECTOR ANALYSIS



SECTOR 1 = FL to I1, SECTOR 2 = I1 to FL, DIFF = Difference To Personal Best Lap, P = Crossed Finish Line in Pit Lane, D = Time Disallowed

P5 91		Sam HIRST		- Team Valley Racing			
IDEAL LAP TIME : 49.787		BEST LAP TIME : 49.966		DIFFERENCE : 0.179			
LAP	SECTOR 1	SECTOR 2	LAP TIME	MPH	DIFF	TIME OF DAY	
1 -		19.937	55.585	78.23	5.619	14:15:06.922	
2 -	30.132	19.923	50.055	86.87	0.089	14:15:56.977	
3 -	30.199	19.913	50.112	86.77	0.146	14:16:47.089	
4 -	30.000	19.966	49.966 (1)	87.03		14:17:37.055	
5 -	30.178	19.946	50.124	86.75	0.158	14:18:27.179	
6 -	30.137	20.088	50.225	86.58	0.259	14:19:17.404	
7 -	29.998	20.020	50.018 (2)	86.94	0.052	14:20:07.422	
8 -	29.874	20.317	50.191	86.64	0.225	14:20:57.613	
9 -	29.904	20.115	50.019 (3)	86.93	0.053	14:21:47.632	

P6 818		Alex BARKER		Yamaha R6 - Barker Woodrow LTD & SS5 Construction LTD			
IDEAL LAP TIME : 49.656		BEST LAP TIME : 49.792		DIFFERENCE : 0.136			
LAP	SECTOR 1	SECTOR 2	LAP TIME	MPH	DIFF	TIME OF DAY	
1 -		20.037	55.855	77.85	6.063	14:15:07.192	
2 -	30.194	19.897	50.091	86.81	0.299	14:15:57.283	
3 -	30.038	20.038	50.076	86.84	0.284	14:16:47.359	
4 -	30.094	20.041	50.135	86.73	0.343	14:17:37.494	
5 -	29.983	20.088	50.071 (3)	86.84	0.279	14:18:27.565	
6 -	29.914	20.011	49.925 (2)	87.10	0.133	14:19:17.490	
7 -	30.262	20.130	50.392	86.29	0.600	14:20:07.882	
8 -	30.026	20.194	50.220	86.59	0.428	14:20:58.102	
9 -	29.759	20.033	49.792 (1)	87.33		14:21:47.894	

P7 3		Joey LAMB DEN		Kawasaki ZX600 RBF -			
IDEAL LAP TIME : 49.565		BEST LAP TIME : 49.565		DIFFERENCE : 0.000			
LAP	SECTOR 1	SECTOR 2	LAP TIME	MPH	DIFF	TIME OF DAY	
1 -		20.492	57.010	76.27	7.445	14:15:08.347	
2 -	31.040	20.432	51.472	84.48	1.907	14:15:59.819	
3 -	30.378	20.188	50.566	85.99	1.001	14:16:50.385	
4 -	30.557	20.131	50.688	85.79	1.123	14:17:41.073	
5 -	30.153	19.813	49.966 (3)	87.03	0.401	14:18:31.039	
6 -	30.325	19.891	50.216	86.59	0.651	14:19:21.255	
7 -	30.018	19.892	49.910 (2)	87.12	0.345	14:20:11.165	
8 -	29.760	19.805	49.565 (1)	87.73		14:21:00.730	
9 -	30.405	19.982	50.387	86.30	0.822	14:21:51.117	

P8 35		Kai DICKINSON		Kawasaki ZX636 -			
IDEAL LAP TIME : 49.734		BEST LAP TIME : 49.833		DIFFERENCE : 0.099			
LAP	SECTOR 1	SECTOR 2	LAP TIME	MPH	DIFF	TIME OF DAY	
1 -		20.526	57.365	75.80	7.532	14:15:08.702	
2 -	30.902	20.441	51.343	84.69	1.510	14:16:00.045	
3 -	30.295	20.256	50.551	86.02	0.718	14:16:50.596	
4 -	30.418	20.243	50.661	85.83	0.828	14:17:41.257	
5 -	30.488	20.101	50.589	85.95	0.756	14:18:31.846	
6 -	29.929	20.080	50.009 (2)	86.95	0.176	14:19:21.855	
7 -	29.860	20.168	50.028 (3)	86.92	0.195	14:20:11.883	
8 -	29.654	20.179	49.833 (1)	87.26		14:21:01.716	
9 -	29.859	20.272	50.131	86.74	0.298	14:21:51.847	

BMCRC - MRO Championships 2024 - Rnd 1 @ Brands Hatch Indy

DART MRO 600 inc Clubman 600 & GP2/EVO

RACE 10 - SECTOR ANALYSIS



SECTOR 1 = FL to I1, SECTOR 2 = I1 to FL, DIFF = Difference To Personal Best Lap, P = Crossed Finish Line in Pit Lane, D = Time Disallowed

P9 961 Jack SIM		Kawasaki ZX6 R - Vanguard Motorsport, Platform Lift Engineers				
IDEAL LAP TIME : 50.258		BEST LAP TIME : 50.320		DIFFERENCE : 0.062		
LAP	SECTOR 1	SECTOR 2	LAP TIME	MPH	DIFF	TIME OF DAY
1 -		20.724	57.078	76.18	6.758	14:15:08.415
2 -	30.697	20.129	50.826	85.55	0.506	14:15:59.241
3 -	30.643	20.227	50.870	85.48	0.550	14:16:50.111
4 -	30.713	20.084	50.797	85.60	0.477	14:17:40.908
5 -	30.664	20.014	50.678 (3)	85.80	0.358	14:18:31.586
6 -	30.562	20.163	50.725	85.72	0.405	14:19:22.311
7 -	30.373	20.031	50.404 (2)	86.27	0.084	14:20:12.715
8 -	30.244	20.076	50.320 (1)	86.41		14:21:03.035
9 -	30.263	21.009	51.272	84.81	0.952	14:21:54.307

P10 51 Ross CLARKE		Kawasaki ZX600RR - RC Farriery Racing				
IDEAL LAP TIME : 50.212		BEST LAP TIME : 50.301		DIFFERENCE : 0.089		
LAP	SECTOR 1	SECTOR 2	LAP TIME	MPH	DIFF	TIME OF DAY
1 -		20.613	58.542	74.28	8.241	14:15:09.879
2 -	30.908	20.044	50.952	85.34	0.651	14:16:00.831
3 -	30.558	20.105	50.663	85.83	0.362	14:16:51.494
4 -	30.635	19.944	50.579	85.97	0.278	14:17:42.073
5 -	30.623	19.973	50.596	85.94	0.295	14:18:32.669
6 -	30.407	20.134	50.541 (3)	86.04	0.240	14:19:23.210
7 -	30.372	20.046	50.418 (2)	86.25	0.117	14:20:13.628
8 -	30.362	20.319	50.681	85.80	0.380	14:21:04.309
9 -	30.268	20.033	50.301 (1)	86.45		14:21:54.610

P11 624 C Matthew FEDRICK		Yamaha R6 - Matthew Fedrick farriers ltd/ Palmer Race Skool				
IDEAL LAP TIME : 50.278		BEST LAP TIME : 50.481		DIFFERENCE : 0.203		
LAP	SECTOR 1	SECTOR 2	LAP TIME	MPH	DIFF	TIME OF DAY
1 -		20.795	58.101	74.84	7.620	14:15:09.438
2 -	30.829	20.216	51.045	85.19	0.564	14:16:00.483
3 -	30.563	20.181	50.744	85.69	0.263	14:16:51.227
4 -	30.592	20.141	50.733	85.71	0.252	14:17:41.960
5 -	30.442	20.157	50.599 (3)	85.94	0.118	14:18:32.559
6 -	30.425	20.056	50.481 (1)	86.14		14:19:23.040
7 -	30.351	20.130	50.481 (1)	86.14		14:20:13.521
8 -	30.444	20.268	50.712	85.75	0.231	14:21:04.233
9 -	30.222	20.644	50.866	85.49	0.385	14:21:55.099

P12 134 Donald GILBERT		Kawasaki ZX6R - S and N tyres				
IDEAL LAP TIME : 50.344		BEST LAP TIME : 50.475		DIFFERENCE : 0.131		
LAP	SECTOR 1	SECTOR 2	LAP TIME	MPH	DIFF	TIME OF DAY
1 -		20.502	57.623	75.46	7.148	14:15:08.960
2 -	31.084	20.293	51.377	84.64	0.902	14:16:00.337
3 -	30.886	20.164	51.050	85.18	0.575	14:16:51.387
4 -	30.926	20.077	51.003	85.26	0.528	14:17:42.390
5 -	30.692	20.221	50.913	85.41	0.438	14:18:33.303
6 -	30.328	20.314	50.642 (2)	85.86	0.167	14:19:23.945
7 -	30.625	20.041	50.666	85.82	0.191	14:20:14.611
8 -	30.437	20.220	50.657 (3)	85.84	0.182	14:21:05.268
9 -	30.303	20.172	50.475 (1)	86.15		14:21:55.743

BMCRC - MRO Championships 2024 - Rnd 1 @ Brands Hatch Indy

DART MRO 600 inc Clubman 600 & GP2/EVO

RACE 10 - SECTOR ANALYSIS



SECTOR 1 = FL to I1, SECTOR 2 = I1 to FL, DIFF = Difference To Personal Best Lap, P = Crossed Finish Line in Pit Lane, D = Time Disallowed

P13 212		Matt PALLETT		Kawasaki ZX636 - BDA Chartered Architects			
IDEAL LAP TIME : 50.364		BEST LAP TIME : 50.442		DIFFERENCE : 0.078			
LAP	SECTOR 1	SECTOR 2	LAP TIME	MPH	DIFF	TIME OF DAY	
1 -		20.660	58.434	74.41	7.992	14:15:09.771	
2 -	30.758	20.210	50.968	85.32	0.526	14:16:00.739	
3 -	30.914	20.258	51.172	84.98	0.730	14:16:51.911	
4 -	30.646	20.312	50.958	85.33	0.516	14:17:42.869	
5 -	30.531	20.314	50.845	85.52	0.403	14:18:33.714	
6 -	30.568	20.118	50.686	85.79	0.244	14:19:24.400	
7 -	30.320	20.182	50.502 (2)	86.10	0.060	14:20:14.902	
8 -	30.413	20.125	50.538 (3)	86.04	0.096	14:21:05.440	
9 -	30.246	20.196	50.442 (1)	86.20		14:21:55.882	

P14 5		Luke MACRAE		Triumph 765 - Bournepphoto.co.uk			
IDEAL LAP TIME : 50.381		BEST LAP TIME : 50.549		DIFFERENCE : 0.168			
LAP	SECTOR 1	SECTOR 2	LAP TIME	MPH	DIFF	TIME OF DAY	
1 -		20.466	57.456	75.68	6.907	14:15:08.793	
2 -	30.970	20.414	51.384	84.62	0.835	14:16:00.177	
3 -	30.419	20.130	50.549 (1)	86.02		14:16:50.726	
4 -	30.782	20.379	51.161	84.99	0.612	14:17:41.887	
5 -	31.039	20.410	51.449	84.52	0.900	14:18:33.336	
6 -	30.612	20.250	50.862	85.49	0.313	14:19:24.198	
7 -	30.867	20.048	50.915	85.40	0.366	14:20:15.113	
8 -	30.374	20.228	50.602 (2)	85.93	0.053	14:21:05.715	
9 -	30.633	20.007	50.640 (3)	85.87	0.091	14:21:56.355	

P15 80		Morgan CREASEY		Yamaha R6 - Warics Ltd			
IDEAL LAP TIME : 50.516		BEST LAP TIME : 50.712		DIFFERENCE : 0.196			
LAP	SECTOR 1	SECTOR 2	LAP TIME	MPH	DIFF	TIME OF DAY	
1 -		20.597	56.879	76.45	6.167	14:15:08.216	
2 -	30.987	20.398	51.385	84.62	0.673	14:15:59.601	
3 -	30.382	20.476	50.858	85.50	0.146	14:16:50.459	
4 -	30.878	20.530	51.408	84.59	0.696	14:17:41.867	
5 -	30.681	20.519	51.200	84.93	0.488	14:18:33.067	
6 -	30.438	20.342	50.780 (3)	85.63	0.068	14:19:23.847	
7 -	30.473	20.239	50.712 (1)	85.75		14:20:14.559	
8 -	30.277	20.471	50.748 (2)	85.69	0.036	14:21:05.307	
9 -	30.887	20.435	51.322	84.73	0.610	14:21:56.629	

P16 83 C		Andy WINDSOR		Yamaha R6 -			
IDEAL LAP TIME : 50.487		BEST LAP TIME : 50.624		DIFFERENCE : 0.137			
LAP	SECTOR 1	SECTOR 2	LAP TIME	MPH	DIFF	TIME OF DAY	
1 -		20.986	59.288	73.34	8.664	14:15:10.625	
2 -	30.939	20.528	51.467	84.49	0.843	14:16:02.092	
3 -	30.680	20.470	51.150	85.01	0.526	14:16:53.242	
4 -	30.862	20.378	51.240	84.86	0.616	14:17:44.482	
5 -	30.812	20.134	50.946	85.35	0.322	14:18:35.428	
6 -	30.597	20.268	50.865 (3)	85.49	0.241	14:19:26.293	
7 -	30.590	20.034	50.624 (1)	85.90		14:20:16.917	
8 -	30.453	20.177	50.630 (2)	85.88	0.006	14:21:07.547	
9 -	30.743	20.197	50.940	85.36	0.316	14:21:58.487	

BMCRC - MRO Championships 2024 - Rnd 1 @ Brands Hatch Indy

DART MRO 600 inc Clubman 600 & GP2/EVO

RACE 10 - SECTOR ANALYSIS



SECTOR 1 = FL to I1, SECTOR 2 = I1 to FL, DIFF = Difference To Personal Best Lap, P = Crossed Finish Line in Pit Lane, D = Time Disallowed

P17 28 C		Tom WALKER		Yamaha R6 - TRW Racing			
IDEAL LAP TIME : 50.877		BEST LAP TIME : 50.877		DIFFERENCE : 0.000			
LAP	SECTOR 1	SECTOR 2	LAP TIME	MPH	DIFF	TIME OF DAY	
1 -		21.050	59.623	72.93	8.746	14:15:10.960	
2 -	31.313	20.553	51.866	83.84	0.989	14:16:02.826	
3 -	31.131	20.306	51.437 (2)	84.54	0.560	14:16:54.263	
4 -	30.990	20.451	51.441 (3)	84.53	0.564	14:17:45.704	
5 -	30.891	21.116	52.007	83.61	1.130	14:18:37.711	
6 -	31.027	20.547	51.574	84.31	0.697	14:19:29.285	
7 -	31.030	20.438	51.468	84.49	0.591	14:20:20.753	
8 -	30.981	20.529	51.510	84.42	0.633	14:21:12.263	
9 -	30.783	20.094	50.877 (1)	85.47		14:22:03.140	

P18 39 C		Aaron MONK		Kawasaki Ninja 636 - flyaspitfire.co.uk			
IDEAL LAP TIME : 51.049		BEST LAP TIME : 51.175		DIFFERENCE : 0.126			
LAP	SECTOR 1	SECTOR 2	LAP TIME	MPH	DIFF	TIME OF DAY	
1 -		20.976	59.419	73.18	8.244	14:15:10.756	
2 -	31.098	20.319	51.417	84.57	0.242	14:16:02.173	
3 -	30.945	20.674	51.619	84.24	0.444	14:16:53.792	
4 -	31.704	20.368	52.072	83.51	0.897	14:17:45.864	
5 -	30.998	20.789	51.787	83.97	0.612	14:18:37.651	
6 -	31.228	20.557	51.785	83.97	0.610	14:19:29.436	
7 -	31.032	20.379	51.411 (3)	84.58	0.236	14:20:20.847	
8 -	31.192	20.180	51.372 (2)	84.64	0.197	14:21:12.219	
9 -	31.071	20.104	51.175 (1)	84.97		14:22:03.394	

P19 531 C		Jake KOURTI		Yamaha R6 - Red Mist Ltd/ GK Tree Surgeons Ltd/JWG Motorc			
IDEAL LAP TIME : 50.794		BEST LAP TIME : 50.987		DIFFERENCE : 0.193			
LAP	SECTOR 1	SECTOR 2	LAP TIME	MPH	DIFF	TIME OF DAY	
1 -		20.734	58.909	73.81	7.922	14:15:10.246	
2 -	31.016	20.421	51.437	84.54	0.450	14:16:01.683	
3 -	30.866	20.265	51.131 (2)	85.04	0.144	14:16:52.814	
4 -	31.021	20.325	51.346 (3)	84.69	0.359	14:17:44.160	
5 -	32.372	21.337	53.709	80.96	2.722	14:18:37.869	
6 -	31.511	20.260	51.771	83.99	0.784	14:19:29.640	
7 -	31.259	20.223	51.482	84.46	0.495	14:20:21.122	
8 -	31.301	20.165	51.466	84.49	0.479	14:21:12.588	
9 -	31.059	19.928	50.987 (1)	85.28		14:22:03.575	

P20 81		Fred McMULLAN		Kawasaki ZX636 - Orwell Motorcycles ipswich			
IDEAL LAP TIME : 50.833		BEST LAP TIME : 50.833		DIFFERENCE : 0.000			
LAP	SECTOR 1	SECTOR 2	LAP TIME	MPH	DIFF	TIME OF DAY	
1 -		21.200	59.949	72.53	9.116	14:15:11.286	
2 -	31.588	20.557	52.145	83.39	1.312	14:16:03.431	
3 -	31.256	20.643	51.899	83.78	1.066	14:16:55.330	
4 -	31.211	20.287	51.498	84.44	0.665	14:17:46.828	
5 -	30.890	20.476	51.366 (2)	84.65	0.533	14:18:38.194	
6 -	31.427	20.437	51.864	83.84	1.031	14:19:30.058	
7 -	31.059	20.474	51.533	84.38	0.700	14:20:21.591	
8 -	31.142	20.353	51.495 (3)	84.44	0.662	14:21:13.086	
9 -	30.706	20.127	50.833 (1)	85.54		14:22:03.919	

BMCRC - MRO Championships 2024 - Rnd 1 @ Brands Hatch Indy

DART MRO 600 inc Clubman 600 & GP2/EVO

RACE 10 - SECTOR ANALYSIS



SECTOR 1 = FL to I1, SECTOR 2 = I1 to FL, DIFF = Difference To Personal Best Lap, P = Crossed Finish Line in Pit Lane, D = Time Disallowed

P21 165 C		Frank MONTINI		Triumph Daytona 675R - Sara Johnson		
IDEAL LAP TIME : 51.625		BEST LAP TIME : 51.843		DIFFERENCE : 0.218		
LAP	SECTOR 1	SECTOR 2	LAP TIME	MPH	DIFF	TIME OF DAY
1 -		21.344	1:01.247	71.00	9.404	14:15:12.584
2 -	32.877	21.223	54.100	80.38	2.257	14:16:06.684
3 -	32.707	21.155	53.862	80.73	2.019	14:17:00.546
4 -	31.598	20.979	52.577	82.70	0.734	14:17:53.123
5 -	31.627	20.665	52.292	83.16	0.449	14:18:45.415
6 -	31.715	20.654	52.369	83.03	0.526	14:19:37.784
7 -	31.015	20.852	51.867 (2)	83.84	0.024	14:20:29.651
8 -	31.570	20.683	52.253 (3)	83.22	0.410	14:21:21.904
9 -	31.233	20.610	51.843 (1)	83.88		14:22:13.747

P22 32		James ROBINSON		Yamaha R6 -		
IDEAL LAP TIME : 52.282		BEST LAP TIME : 52.584		DIFFERENCE : 0.302		
LAP	SECTOR 1	SECTOR 2	LAP TIME	MPH	DIFF	TIME OF DAY
1 -		21.223	1:00.273	72.14	7.689	14:15:11.610
2 -	32.091	21.159	53.250	81.66	0.666	14:16:04.860
3 -	31.879	20.979	52.858 (3)	82.26	0.274	14:16:57.718
4 -	31.303	21.281	52.584 (1)	82.69		14:17:50.302
5 -	31.454	21.218	52.672 (2)	82.56	0.088	14:18:42.974
6 -	32.011	21.303	53.314	81.56	0.730	14:19:36.288
7 -	31.827	21.343	53.170	81.78	0.586	14:20:29.458
8 -	31.631	21.326	52.957	82.11	0.373	14:21:22.415
9 -	31.804	21.636	53.440	81.37	0.856	14:22:15.855

P23 67 C		Edward ANSELL		Triumph 675 - E a Ansell contractors		
IDEAL LAP TIME : 52.827		BEST LAP TIME : 53.119		DIFFERENCE : 0.292		
LAP	SECTOR 1	SECTOR 2	LAP TIME	MPH	DIFF	TIME OF DAY
1 -		21.481	1:01.129	71.13	8.010	14:15:12.466
2 -	33.474	21.228	54.702	79.49	1.583	14:16:07.168
3 -	33.390	21.262	54.652	79.56	1.533	14:17:01.820
4 -	32.734	21.169	53.903	80.67	0.784	14:17:55.723
5 -	32.153	21.055	53.208 (2)	81.72	0.089	14:18:48.931
6 -	32.031	21.274	53.305 (3)	81.57	0.186	14:19:42.236
7 -	31.818	21.301	53.119 (1)	81.86		14:20:35.355
8 -	32.443	21.009	53.452	81.35	0.333	14:21:28.807
9 -	32.429	21.105	53.534	81.23	0.415	14:22:22.341

P24 54 C		Jake ANDERTON		Yamaha R6 - Hunter Racing		
IDEAL LAP TIME : 53.080		BEST LAP TIME : 53.080		DIFFERENCE : 0.000		
LAP	SECTOR 1	SECTOR 2	LAP TIME	MPH	DIFF	TIME OF DAY
1 -		21.894	1:02.601	69.46	9.521	14:15:13.938
2 -	32.610	21.514	54.124	80.34	1.044	14:16:08.062
3 -	32.221	21.295	53.516	81.25	0.436	14:17:01.578
4 -	32.339	21.454	53.793	80.83	0.713	14:17:55.371
5 -	31.958	21.485	53.443 (3)	81.36	0.363	14:18:48.814
6 -	31.869	21.211	53.080 (1)	81.92		14:19:41.894
7 -	32.001	21.260	53.261 (2)	81.64	0.181	14:20:35.155
8 -	32.006	21.474	53.480	81.31	0.400	14:21:28.635
9 -	32.326	21.468	53.794	80.83	0.714	14:22:22.429

BMCRC - MRO Championships 2024 - Rnd 1 @ Brands Hatch Indy

DART MRO 600 inc Clubman 600 & GP2/EVO

RACE 10 - SECTOR ANALYSIS



SECTOR 1 = FL to I1, SECTOR 2 = I1 to FL, DIFF = Difference To Personal Best Lap, P = Crossed Finish Line in Pit Lane, D = Time Disallowed

P25 44		James DUTTON		Kawasaki ZX6 R - AMR Motorcycles		
IDEAL LAP TIME : 53.350		BEST LAP TIME : 53.427		DIFFERENCE : 0.077		
LAP	SECTOR 1	SECTOR 2	LAP TIME	MPH	DIFF	TIME OF DAY
1 -		21.928	1:01.156	71.10	7.729	14:15:12.493
2 -	32.614	21.552	54.166	80.28	0.739	14:16:06.659
3 -	32.177	21.557	53.734	80.92	0.307	14:17:00.393
4 -	32.326	21.591	53.917	80.65	0.490	14:17:54.310
5 -	32.244	21.183	53.427 (1)	81.39		14:18:47.737
6 -	32.189	21.405	53.594 (2)	81.13	0.167	14:19:41.331
7 -	32.167	21.505	53.672 (3)	81.02	0.245	14:20:35.003
8 -	32.395	21.566	53.961	80.58	0.534	14:21:28.964
9 -	32.465	21.580	54.045	80.46	0.618	14:22:23.009

P26 910 C		Harry GOWER		Triumph Daytona 675 - RG Racing		
IDEAL LAP TIME : 52.695		BEST LAP TIME : 52.833		DIFFERENCE : 0.138		
LAP	SECTOR 1	SECTOR 2	LAP TIME	MPH	DIFF	TIME OF DAY
1 -		22.377	1:03.548	68.43	10.715	14:15:14.885
2 -	33.955	21.621	55.576	78.24	2.743	14:16:10.461
3 -	32.389	21.110	53.499	81.28	0.666	14:17:03.960
4 -	31.936	21.219	53.155	81.80	0.322	14:17:57.115
5 -	32.081	20.967	53.048 (3)	81.97	0.215	14:18:50.163
6 -	32.002	20.980	52.982 (2)	82.07	0.149	14:19:43.145
7 -	32.248	21.322	53.570	81.17	0.737	14:20:36.715
8 -	32.414	21.121	53.535	81.22	0.702	14:21:30.250
9 -	32.074	20.759	52.833 (1)	82.30		14:22:23.083

P27 74 C		Tom VAUGHAN		Yamaha R6 - Lamonde,Smiths Mechanical Support		
IDEAL LAP TIME : 53.426		BEST LAP TIME : 53.576		DIFFERENCE : 0.150		
LAP	SECTOR 1	SECTOR 2	LAP TIME	MPH	DIFF	TIME OF DAY
1 -		21.699	1:02.181	69.93	8.605	14:15:13.518
2 -	32.694	21.217	53.911	80.66	0.335	14:16:07.429
3 -	32.692	21.188	53.880 (3)	80.70	0.304	14:17:01.309
4 -	33.032	21.226	54.258	80.14	0.682	14:17:55.567
5 -	32.866	21.049	53.915	80.65	0.339	14:18:49.482
6 -	32.377	21.199	53.576 (1)	81.16		14:19:43.058
7 -	32.737	21.229	53.966	80.58	0.390	14:20:37.024
8 -	32.804	21.242	54.046	80.46	0.470	14:21:31.070
9 -	32.449	21.410	53.859 (2)	80.74	0.283	14:22:24.929

P28 115 C		Brian MAHER		Yamaha R6 -		
IDEAL LAP TIME : 53.243		BEST LAP TIME : 53.250		DIFFERENCE : 0.007		
LAP	SECTOR 1	SECTOR 2	LAP TIME	MPH	DIFF	TIME OF DAY
1 -		21.615	1:01.963	70.18	8.713	14:15:13.300
2 -	33.761	21.641	55.402	78.49	2.152	14:16:08.702
3 -	32.838	21.308	54.146	80.31	0.896	14:17:02.848
4 -	33.034	21.104	54.138	80.32	0.888	14:17:56.986
5 -	32.766	21.346	54.112	80.36	0.862	14:18:51.098
6 -	32.561	20.995	53.556 (3)	81.19	0.306	14:19:44.654
7 -	32.248	21.002	53.250 (1)	81.66		14:20:37.904
8 -	32.288	21.105	53.393 (2)	81.44	0.143	14:21:31.297
9 -	32.415	21.370	53.785	80.85	0.535	14:22:25.082

BMCRC - MRO Championships 2024 - Rnd 1 @ Brands Hatch Indy

DART MRO 600 inc Clubman 600 & GP2/EVO

RACE 10 - SECTOR ANALYSIS



SECTOR 1 = FL to I1, SECTOR 2 = I1 to FL, DIFF = Difference To Personal Best Lap, P = Crossed Finish Line in Pit Lane, D = Time Disallowed

P29 440 C		Elijah EVERTON		Kawasaki Ninja 600 -		
IDEAL LAP TIME : 54.793		BEST LAP TIME : 54.825		DIFFERENCE : 0.032		
LAP	SECTOR 1	SECTOR 2	LAP TIME	MPH	DIFF	TIME OF DAY
1 -		22.332	1:03.378	68.61	8.553	14:15:14.715
2 -	34.091	22.013	56.104	77.50	1.279	14:16:10.819
3 -	33.240	22.136	55.376 (3)	78.52	0.551	14:17:06.195
4 -	33.895	21.965	55.860	77.84	1.035	14:18:02.055
5 -	33.961	21.757	55.718	78.04	0.893	14:18:57.773
6 -	33.659	21.879	55.538	78.29	0.713	14:19:53.311
7 -	33.343	21.579	54.922 (2)	79.17	0.097	14:20:48.233
8 -	33.272	21.553	54.825 (1)	79.31		14:21:43.058

P30 131 C		Blake DIDWELL		Kawasaki ZX6R - Black Widow Exhausts Double Blitz		
IDEAL LAP TIME : 54.779		BEST LAP TIME : 54.987		DIFFERENCE : 0.208		
LAP	SECTOR 1	SECTOR 2	LAP TIME	MPH	DIFF	TIME OF DAY
1 -		22.451	1:04.341	67.58	9.354	14:15:15.678
2 -	33.865	21.883	55.748	78.00	0.761	14:16:11.426
3 -	33.239	21.748	54.987 (1)	79.08		14:17:06.413
4 -	34.206	21.755	55.961	77.70	0.974	14:18:02.374
5 -	33.527	21.685	55.212 (2)	78.76	0.225	14:18:57.586
6 -	33.470	22.075	55.545	78.28	0.558	14:19:53.131
7 -	34.168	21.540	55.708	78.06	0.721	14:20:48.839
8 -	33.503	21.802	55.305 (3)	78.62	0.318	14:21:44.144

P31 65		Ian SOILLEUX		- BDRacing		
IDEAL LAP TIME : 54.877		BEST LAP TIME : 54.970		DIFFERENCE : 0.093		
LAP	SECTOR 1	SECTOR 2	LAP TIME	MPH	DIFF	TIME OF DAY
1 -		22.733	1:05.745	66.14	10.775	14:15:17.082
2 -	34.209	22.006	56.215	77.35	1.245	14:16:13.297
3 -	33.449	21.850	55.299	78.63	0.329	14:17:08.596
4 -	33.438	21.624	55.062 (2)	78.97	0.092	14:18:03.658
5 -	33.253	21.717	54.970 (1)	79.10		14:18:58.628
6 -	33.344	21.867	55.211 (3)	78.76	0.241	14:19:53.839
7 -	33.777	21.638	55.415	78.47	0.445	14:20:49.254
8 -	34.628	21.944	56.572	76.86	1.602	14:21:45.826

P32 34		Owen MONAGHAN		Yamaha R6 - RLT Racing		
IDEAL LAP TIME : 56.057		BEST LAP TIME : 56.124		DIFFERENCE : 0.067		
LAP	SECTOR 1	SECTOR 2	LAP TIME	MPH	DIFF	TIME OF DAY
1 -		22.817	1:05.565	66.32	9.441	14:15:16.902
2 -	35.496	22.605	58.101	74.84	1.977	14:16:15.003
3 -	34.392	22.417	56.809	76.54	0.685	14:17:11.812
4 -	34.973	22.477	57.450	75.69	1.326	14:18:09.262
5 -	34.683	22.220	56.903	76.42	0.779	14:19:06.165
6 -	34.072	22.437	56.509 (3)	76.95	0.385	14:20:02.674
7 -	34.244	22.105	56.349 (2)	77.17	0.225	14:20:59.023
8 -	33.952	22.172	56.124 (1)	77.48		14:21:55.147

P33 10 C		Ian LAURIE		Triumph Daytona -		
IDEAL LAP TIME : 56.591		BEST LAP TIME : 56.706		DIFFERENCE : 0.115		
LAP	SECTOR 1	SECTOR 2	LAP TIME	MPH	DIFF	TIME OF DAY
1 -		23.027	1:05.335	66.55	8.629	14:15:16.672
2 -	33.950	22.756	56.706 (1)	76.68		14:16:13.378
3 -	34.791	22.641	57.432 (2)	75.71	0.726	14:17:10.810
4 -	34.991	23.620	58.611 (3)	74.19	1.905	14:18:09.421

BMCRC - MRO Championships 2024 - Rnd 1 @ Brands Hatch Indy

DART MRO 600 inc Clubman 600 & GP2/EVO

RACE 10 - BEST SECTORS

SECTOR 1			SECTOR 2			IDEAL / BEST COMPARISON						
POS	NO	NAME	TIME	NO	NAME	TIME	POS	NO	NAME	IDEAL	BEST	DIFF
									PERFECT LAP	49.021		
1	1	FOWLE	29.345	71	HARDY	19.676	1	71	HARDY	49.093	49.102	0.009
2	76	JOHNSON	29.350	56	MILLS	19.685	2	1	FOWLE	49.107	49.140	0.033
3	71	HARDY	29.417	76	JOHNSON	19.758	3	76	JOHNSON	49.108	49.291	0.183
4	56	MILLS	29.516	1	FOWLE	19.762	4	56	MILLS	49.201	49.260	0.059
5	35	DICKINSON	29.654	3	LAMBDEN	19.805	5	3	LAMBDEN	49.565	49.565	0.000
6	818	BARKER	29.759	818	BARKER	19.897	6	818	BARKER	49.656	49.792	0.136
7	3	LAMBDEN	29.760	91	HIRST	19.913	7	35	DICKINSON	49.734	49.833	0.099
8	91	HIRST	29.874	531	KOURTI	19.928	8	91	HIRST	49.787	49.966	0.179
9	624	FEDRICK	30.222	51	CLARKE	19.944	9	51	CLARKE	50.212	50.301	0.089
10	961	SIM	30.244	5	MACRAE	20.007	10	961	SIM	50.258	50.320	0.062
11	212	PALLET	30.246	961	SIM	20.014	11	624	FEDRICK	50.278	50.481	0.203
12	51	CLARKE	30.268	83	WINDSOR	20.034	12	134	GILBERT	50.344	50.475	0.131
13	80	CREASEY	30.277	134	GILBERT	20.041	13	212	PALLET	50.364	50.442	0.078
14	134	GILBERT	30.303	624	FEDRICK	20.056	14	5	MACRAE	50.381	50.549	0.168
15	5	MACRAE	30.374	35	DICKINSON	20.080	15	83	WINDSOR	50.487	50.624	0.137
16	83	WINDSOR	30.453	28	WALKER	20.094	16	80	CREASEY	50.516	50.712	0.196
17	81	McMULLAN	30.706	39	MONK	20.104	17	531	KOURTI	50.794	50.987	0.193
18	28	WALKER	30.783	212	PALLET	20.118	18	81	McMULLAN	50.833	50.833	0.000
19	531	KOURTI	30.866	81	McMULLAN	20.127	19	28	WALKER	50.877	50.877	0.000
20	39	MONK	30.945	80	CREASEY	20.239	20	39	MONK	51.049	51.175	0.126
21	165	MONTINI	31.015	165	MONTINI	20.610	21	165	MONTINI	51.625	51.843	0.218
22	32	ROBINSON	31.303	910	GOWER	20.759	22	32	ROBINSON	52.282	52.584	0.302
23	67	ANSELL	31.818	32	ROBINSON	20.979	23	910	GOWER	52.695	52.833	0.138
24	54	ANDERTON	31.869	115	MAHER	20.995	24	67	ANSELL	52.827	53.119	0.292
25	910	GOWER	31.936	67	ANSELL	21.009	25	54	ANDERTON	53.080	53.080	0.000
26	44	DUTTON	32.167	74	VAUGHAN	21.049	26	115	MAHER	53.243	53.250	0.007
27	115	MAHER	32.248	44	DUTTON	21.183	27	44	DUTTON	53.350	53.427	0.077
28	74	VAUGHAN	32.377	54	ANDERTON	21.211	28	74	VAUGHAN	53.426	53.576	0.150
29	131	DIDWELL	33.239	131	DIDWELL	21.540	29	131	DIDWELL	54.779	54.987	0.208
30	440	EVERTON	33.240	440	EVERTON	21.553	30	440	EVERTON	54.793	54.825	0.032
31	65	SOILLEUX	33.253	65	SOILLEUX	21.624	31	65	SOILLEUX	54.877	54.970	0.093
32	10	LAURIE	33.950	34	MONAGHAN	22.105	32	34	MONAGHAN	56.057	56.124	0.067
33	34	MONAGHAN	33.952	10	LAURIE	22.641	33	10	LAURIE	56.591	56.706	0.115

BMCRC - MRO Championships 2024 - Rnd 1 @ Brands Hatch Indy

DART MRO 600 inc Clubman 600 & GP2/EVO

RACE 10 - STATISTICS

Competitors Started	33
Planned Start	2024-03-16 @ 14:05:00.000
Actual Start	2024-03-16 @ 14:14:11.336
Finish Time	2024-03-16 @ 14:21:41.827
Track Length	1.2079mi.
Total Laps	288
Total Distance Covered	347.8883mi.

Session Fastest Lap History

NO	CL	NAME	LAP TIME	TIME OF DAY	LAP	VEHICLE
76		Anthony JOHNSON	49.701	14:15:55.742	2	
56		Michael MILLS	49.644	14:15:55.789	2	Yamaha R6
1		Harry FOWLE	49.516	14:15:56.204	2	Yamaha R6
76		Anthony JOHNSON	49.421	14:16:45.161	3	
1		Harry FOWLE	49.140	14:16:45.344	3	Yamaha R6
71	EVO	Maximus HARDY	49.102	14:20:03.557	7	Triumph 675R

Session Leader History

NO	CL	NAME	FROM LAP	LAPS LED	DISTANCE	VEHICLE
76		Anthony JOHNSON	1	3	3.62 miles	
1		Harry FOWLE	4	1	1.20 miles	Yamaha R6
76		Anthony JOHNSON	5	1	1.20 miles	
1		Harry FOWLE	6	2	2.41 miles	Yamaha R6
76		Anthony JOHNSON	8	2	2.41 miles	

Flag History

TYPE	TIME OF DAY
GREEN	14:14:11.336
FINISH	14:21:41.827

Flag Statistics

TYPE	COUNT	TOTAL LAPS	TOTAL TIME
Green	1	9	8:27.697
Red	0	0	0.000
Safety Car	0	0	0.000
FCY	0	0	0.000

BMCRC - MRO Championships 2024 - Rnd 1 @ Brands Hatch Indy

DART MRO 600 inc Clubman 600 & GP2/EVO

RACE 10 - STATISTICS

CLASS :

18 Starters

Fastest Lap History

NO	NAME	LAP TIME	TIME OF DAY	LAP	VEHICLE
76	Anthony JOHNSON	49.701	14:15:55.742	2	
56	Michael MILLS	49.644	14:15:55.789	2	Yamaha R6
1	Harry FOWLE	49.516	14:15:56.204	2	Yamaha R6
76	Anthony JOHNSON	49.421	14:16:45.161	3	
1	Harry FOWLE	49.140	14:16:45.344	3	Yamaha R6

Leader History

NO	NAME	FROM LAP	LAPS LED	DISTANCE	VEHICLE
76	Anthony JOHNSON	1	3	3.62 miles	
1	Harry FOWLE	4	1	1.20 miles	Yamaha R6
76	Anthony JOHNSON	5	1	1.20 miles	
1	Harry FOWLE	6	2	2.41 miles	Yamaha R6
76	Anthony JOHNSON	8	2	2.41 miles	

BMCRC - MRO Championships 2024 - Rnd 1 @ Brands Hatch Indy

DART MRO 600 inc Clubman 600 & GP2/EVO

RACE 10 - STATISTICS

CLASS : C

14 Starters

Fastest Lap History

NO	NAME	LAP TIME	TIME OF DAY	LAP	VEHICLE
624	Matthew FEDRICK	51.045	14:16:00.505	2	Yamaha R6
624	Matthew FEDRICK	50.744	14:16:51.249	3	Yamaha R6
624	Matthew FEDRICK	50.733	14:17:41.982	4	Yamaha R6
624	Matthew FEDRICK	50.599	14:18:32.582	5	Yamaha R6
624	Matthew FEDRICK	50.481	14:19:23.063	6	Yamaha R6

Leader History

NO	NAME	FROM LAP	LAPS LED	DISTANCE	VEHICLE
624	Matthew FEDRICK	1	9	10.87 miles	Yamaha R6

BMCRC - MRO Championships 2024 - Rnd 1 @ Brands Hatch Indy

DART MRO 600 inc Clubman 600 & GP2/EVO

RACE 10 - STATISTICS

CLASS : EVO

1 Starters

Fastest Lap History

NO	NAME	LAP TIME	TIME OF DAY	LAP	VEHICLE
71	Maximus HARDY	49.808	14:15:56.046	2	Triumph 675R
71	Maximus HARDY	49.556	14:16:45.602	3	Triumph 675R
71	Maximus HARDY	49.251	14:17:34.853	4	Triumph 675R
71	Maximus HARDY	49.102	14:20:03.557	7	Triumph 675R

Leader History

NO	NAME	FROM LAP	LAPS LED	DISTANCE	VEHICLE
71	Maximus HARDY	1	9	10.87 miles	Triumph 675R



BMCRC - MRO Championships 2024 - Rnd 1 @ Brands Hatch Indy

DART MRO 600 inc Clubman 600 & GP2/EVO

RACE 21 - GRID (9 Laps)

ROW 12	36		35	84 George HIGGINS	34	181 Mike GOODFELLOW	
ROW 11		56.706	33	10 Ian LAURIE	32	34 Owen MONAGHAN	54.987
ROW 10					31	131 Blake DIDWELL	
ROW 10	30	54.970		65 Ian SOILLEUX	29	440 Elijah EVERTON	53.576
ROW 9					28	74 Tom VAUGHAN	
ROW 9		53.427	27	44 James DUTTON	26	115 Brian MAHER	53.119
ROW 8					25	67 Edward ANSELL	
ROW 8	24	53.080		54 Jake ANDERTON	23	910 Harry GOWER	52.584
ROW 7					22	32 James ROBINSON	
ROW 7		51.843	21	165 Frank MONTINI	20	39 Aaron MONK	50.987
ROW 6					19	531 Jake KOURTI	
ROW 6	18	50.877		28 Tom WALKER	17	81 Fred McMULLAN	50.712
ROW 5					16	80 Morgan CREASEY	
ROW 5		50.624	15	83 Andy WINDSOR	14	5 Luke MACRAE	50.481
ROW 4					13	624 Matthew FEDRICK	
ROW 4	12	50.475		134 Donald GILBERT	11	212 Matt PALLETT	50.320
ROW 3					10	961 Jack SIM	
ROW 3		50.301	9	51 Ross CLARKE	8	91 Sam HIRST	49.833
ROW 2					7	35 Kai DICKINSON	
ROW 2	6	49.792		818 Alex BARKER	5	3 Joey LAMBDEN	49.291
ROW 1					4	76 Anthony JOHNSON	
ROW 1		49.260	3	56 Michael MILLS	2	1 Harry FOWLE	49.102
ROW 1					1	71 Maximus HARDY	

Pole

These results are provisional until the conclusion of any judicial and technical matters.

Brands Hatch Indy: 1.2079 miles

Clerk Of Course:	Stewards:	Timekeeper:	<i>Craig Smith</i>	
------------------	-----------	-------------	--------------------	--

Results can be found at www.tsl-timing.com

Printed - 14:25 Saturday, 16 March 2024





BMCRC - MRO Championships 2024 - Rnd 1 @ Brands Hatch Indy

DART MRO 600 inc Clubman 600 & GP2/EVO

RACE 21 - CLASSIFICATION

Race Distance: 7 Laps / 8.45 miles

POS	NO	CL	PIC	NAME	ENTRY	LAPS	TIME	GAP	DIFF	MPH	BEST	ON	GRD	↑↓
1	76		1	Anthony JOHNSON	- INTA MOTORCYCLE SERVICES LTD	7	5:52.384			86.38	49.073	7	4	3
2	1		2	Harry FOWLE	Yamaha R6 - HF Refinishing Racing	7	5:52.787	0.403	0.403	86.28	49.190	7	2	0
3	71	EVO	1	Maximus HARDY	Triumph 675R - DAD	7	5:53.308	0.924	0.521	86.15	49.371	5	1	-2
4	3		3	Joey LAMBDEN	Kawasaki ZX600 RBF -	7	5:58.617	6.233	5.309	84.88	50.007	5	5	1
5	51		4	Ross CLARKE	Kawasaki ZX600RR - RC Farriery Racing	7	5:58.645	6.261	0.028	84.87	50.144	5	9	4
6	35		5	Kai DICKINSON	Kawasaki ZX636 -	7	5:59.190	6.806	0.545	84.74	49.817	6	7	1
7	91		6	Sam HIRST	- Team Valley Racing	7	6:00.824	8.440	1.634	84.36	50.239	6	8	1
8	5		7	Luke MACRAE	Triumph 765 - Bournephoto.co.uk	7	6:04.774	12.390	3.950	83.44	50.509	6	14	6
9	80		8	Morgan CREASEY	Yamaha R6 - Warics Ltd	7	6:06.601	14.217	1.827	83.03	50.809	6	16	7
10	212		9	Matt PALLETT	Kawasaki ZX636 - BDA Chartered Architects	7	6:06.657	14.273	0.056	83.02	51.137	6	11	1
11	624	C	1	Matthew FEDRICK	Yamaha R6 - Matthew Fedrick farriers ltd/ Palmer Race Sko	7	6:10.361	17.977	3.704	82.19	51.265	7	13	2
12	961		10	Jack SIM	Kawasaki ZX6 R - Vanguard Motorsport, Platform Lift Engine	7	6:10.525	18.141	0.164	82.15	50.852	7	10	-2
13	531	C	2	Jake KOURTI	Yamaha R6 - Red Mist Ltd/ GK Tree Surgeons Ltd/JWG Mot	7	6:10.709	18.325	0.184	82.11	51.274	7	19	6
14	39	C	3	Aaron MONK	Kawasaki Ninja 636 - flyaspitfire.co.uk	7	6:11.009	18.625	0.300	82.04	51.427	7	20	6
15	181		11	Mike GOODFELLOW	Kawasaki ZX6R -	7	6:12.216	19.832	1.207	81.78	50.718	7	34	19
16	28	C	4	Tom WALKER	Yamaha R6 - TRW Racing	7	6:15.443	23.059	3.227	81.07	51.251	7	18	2
17	81		12	Fred McMULLAN	Kawasaki ZX636 - Orwell Motorcycles ipswich	7	6:17.658	25.274	2.215	80.60	52.200	7	17	0
18	165	C	5	Frank MONTINI	Triumph Daytona 675R - Sara Johnson	7	6:18.932	26.548	1.274	80.33	52.380	4	21	3
19	32		13	James ROBINSON	Yamaha R6 -	7	6:24.966	32.582	6.034	79.07	53.653	4	22	3
20	910	C	6	Harry GOWER	Triumph Daytona 675 - RG Racing	7	6:26.906	34.522	1.940	78.67	53.476	7	23	3
21	44		14	James DUTTON	Kawasaki ZX6 R - AMR Motorcycles	7	6:26.940	34.556	0.034	78.66	53.580	7	27	6
22	74	C	7	Tom VAUGHAN	Yamaha R6 - Lamonde,Smiths Mechanical Support	7	6:28.257	35.873	1.317	78.40	53.820	4	28	6
23	67	C	8	Edward ANSELL	Triumph 675 - E a Ansell contractors	7	6:28.560	36.176	0.303	78.34	54.096	7	25	2
24	115	C	9	Brian MAHER	Yamaha R6 -	7	6:30.738	38.354	2.178	77.90	53.589	7	26	2
25	34		15	Owen MONAGHAN	Yamaha R6 - RLT Racing	7	6:46.734	54.350	15.996	74.84	56.227	6	32	7
26	131	C	10	Blake DIDWELL	Kawasaki ZX6R - Black Widow Exhausts Double Blitz	7	6:50.695	58.311	3.961	74.11	56.477	6	31	5
27	65		16	Ian SOILLEUX	- BDRacing	6	5:52.411	1 Lap	1 Lap	74.03	56.819	6	30	3
28	10	C	11	Ian LAURIE	Triumph Daytona -	6	5:53.674	1 Lap	1.263	73.77	57.105	3	33	5

NOT CLASSIFIED

DNF	54	C		Jake ANDERTON	Yamaha R6 - Hunter Racing	5	4:43.967	2 Laps	1 Lap	76.56	53.990	4	24	
DNF	56			Michael MILLS	Yamaha R6 - A51 Racing, The Wokingham Bar Company	1	55.490	6 Laps	4 Laps	78.36				3
DNF	84	C		George HIGGINS	Yamaha R6 - Aztec Racing	0								35

FASTEST LAP

76				Anthony JOHNSON	- INTA MOTORCYCLE SERVICES LTD	7	49.073			88.61 mph				142.61 kph
71	EVO			Maximus HARDY	Triumph 675R - DAD	5	49.371			88.08 mph				141.75 kph
28	C			Tom WALKER	Yamaha R6 - TRW Racing	7	51.251			84.84 mph				136.55 kph

Comments:

Class - 92.5% of Race Speed = 79.90 mph
 Class EVO - 92.5% of Race Speed = 79.68 mph
 Class C - 92.5% of Race Speed = 76.02 mph

Weather / Track : Cloudy / Dry

Date: 16/03/2024 Start: 17:46 Finish: 17:51

These results are provisional until the conclusion of any judicial and technical matters.

Brands Hatch Indy: 1.2079 miles

Clerk Of Course:	Stewards:	Timekeeper:	<i>Craig Smith</i>	
------------------	-----------	-------------	--------------------	--

Results can be found at www.tsl-timing.com

Printed - 17:53 Saturday, 16 March 2024



BMCRC - MRO Championships 2024 - Rnd 1 @ Brands Hatch Indy

DART MRO 600 inc Clubman 600 & GP2/EVO

RACE 21 - LAP CHART

LAP 1 @ 17:46:59.503		
NO	BEHIND	LAP TIME

76		55.261
1	0.114	55.375
56	0.229	55.490
71	0.299	55.560
51	0.633	55.894
35	1.263	56.524
3	1.429	56.690
212	1.792	57.053
91	2.038	57.299
80	2.338	57.599
5	2.508	57.769
624	2.948	58.209
961	3.165	58.426
531	3.405	58.666
39	3.584	58.845
28	4.003	59.264
165	4.628	59.889
81	4.817	1:00.078
32	5.499	1:00.760
44	6.504	1:01.765
181	6.588	1:01.849
67	7.066	1:02.327
910	7.388	1:02.649
54	7.988	1:03.249
74	8.043	1:03.304
115	8.280	1:03.541
10	9.552	1:04.813
34	9.926	1:05.187
131	10.127	1:05.388
65	10.764	1:06.025

LAP 2 @ 17:47:49.627		
NO	BEHIND	LAP TIME

76		50.124
1	0.069	50.079
71	0.301	50.126
51	1.604	51.095
3	2.010	50.705
35	2.260	51.121
212	3.455	51.787
91	3.570	51.656
80	3.765	51.551
5	3.905	51.521
624	5.168	52.344
961	5.971	52.930
39	6.106	52.646
531	6.307	53.026
165	8.728	54.224
81	8.772	54.079
28	8.965	55.086
181	9.386	52.922
32	9.795	54.420
44	11.321	54.941
67	11.637	54.695
910	12.371	55.107
74	12.488	54.569
54	13.072	55.208
115	14.168	56.012
34	17.157	57.355
10	17.236	57.808
131	18.311	58.308
65	18.443	57.803

LAP 3 @ 17:48:39.374		
NO	BEHIND	LAP TIME

1		49.678
76	0.083	49.830
71	0.244	49.690
51	2.128	50.271
3	2.682	50.419
35	3.170	50.657
91	4.291	50.468
212	5.562	51.854
80	5.718	51.700
5	5.770	51.612
624	7.993	52.572
39	8.086	51.727
961	8.830	52.606
531	8.852	52.292
81	12.495	53.470
28	12.566	53.348
181	12.638	52.999
165	13.379	54.398
32	14.215	54.167
44	15.850	54.276
67	16.162	54.272
910	16.946	54.322
74	17.142	54.401
54	17.600	54.275
115	19.135	54.714
10	24.594	57.105
34	24.626	57.216
131	25.700	57.136
65	25.956	57.260

LAP 4 @ 17:49:29.050		
NO	BEHIND	LAP TIME

1		49.676
76	0.051	49.644
71	0.209	49.641
51	2.790	50.338
3	3.295	50.289
35	3.765	50.271
91	5.032	50.417
80	7.287	51.245
5	7.362	51.268
212	7.861	51.975
624	10.545	52.228
39	10.640	52.230
531	10.861	51.685
961	11.288	52.134
181	14.721	51.759
81	15.426	52.607
28	15.564	52.674
165	16.083	52.380
32	18.192	53.653
44	20.523	54.349
910	20.950	53.680
67	20.962	54.476
74	21.286	53.820
54	21.914	53.990
115	23.814	54.355
34	32.693	57.743
10	32.908	57.990
131	33.338	57.314
65	33.578	57.298

LAP 5 @ 17:50:18.338		
NO	BEHIND	LAP TIME

1		49.288
76	0.022	49.259
71	0.292	49.371
51	3.646	50.144
3	4.014	50.007
35	4.694	50.217
91	6.175	50.431
5	9.642	51.568
80	10.003	52.004
212	10.279	51.706
624	13.337	52.080
531	13.465	51.892
39	13.497	52.145
961	13.691	51.691
181	16.547	51.114
28	18.470	52.194
81	18.820	52.682
165	19.380	52.585
32	22.660	53.756
44	25.388	54.153
910	25.476	53.814
67	25.820	54.146
74	25.890	53.892
115	28.908	54.382
54	29.871	57.245
34	40.064	56.659
131	41.210	57.160
65	41.496	57.206
10	41.528	57.908

LAP 6 @ 17:51:07.553		
NO	BEHIND	LAP TIME

76		49.193
1	0.286	49.501
71	0.589	49.512
3	4.995	50.196
51	5.073	50.642
35	5.296	49.817
91	7.199	50.239
5	10.936	50.509
80	11.597	50.809
212	12.201	51.137
624	15.785	51.663
531	16.124	51.874
39	16.271	51.989
961	16.362	51.886
181	18.187	50.855
28	20.881	51.626
81	22.147	52.542
165	22.923	52.758
32	27.337	53.892
44	30.049	53.876
910	30.119	53.858
74	30.770	54.095
67	31.153	54.548
115	33.838	54.145
34	47.076	56.227
131	48.472	56.477

LAP 7 @ 17:51:56.626		
NO	BEHIND	LAP TIME

76		49.073
----	--	--------

65	1 Lap	56.819
1	0.403	49.190
71	0.924	49.408
10	1 Lap	58.050
3	6.233	50.311
51	6.261	50.261
35	6.806	50.583
91	8.440	50.314
5	12.390	50.527
80	14.217	51.693
212	14.273	51.145
624	17.977	51.265
961	18.141	50.852
531	18.325	51.274
39	18.625	51.427
181	19.832	50.718
28	23.059	51.251
81	25.274	52.200
165	26.548	52.698
32	32.582	54.318
910	34.522	53.476
44	34.556	53.580
74	35.873	54.176
67	36.176	54.096
115	38.354	53.589
34	54.350	56.347
131	58.311	58.912

BMCRC - MRO Championships 2024 - Rnd 1 @ Brands Hatch Indy

DART MRO 600 inc Clubman 600 & GP2/EVO

RACE 21 - POSITION CHART

No	Name	Lap Pos							
			1	2	3	4	5	6	7
71	HARDY	1	76	76	1	1	1	76	76
1	FOWLE	2	1	1	76	76	76	1	1
56	MILLS	3	56	71	71	71	71	71	71
76	JOHNSON	4	71	51	51	51	51	3	3
3	LAMB DEN	5	51	3	3	3	3	51	51
35	DICKINSON	6	35	35	35	35	35	35	35
91	HIRST	7	3	212	91	91	91	91	91
51	CLARKE	8	212	91	212	80	5	5	5
961	SIM	9	91	80	80	5	80	80	80
212	PALLET	10	80	5	5	212	212	212	212
624	FEDRICK	11	5	624	624	624	624	624	624
5	MACRAE	12	624	961	39	39	531	531	961
80	CREASEY	13	961	39	961	531	39	39	531
81	McMULLAN	14	531	531	531	961	961	961	39
28	WALKER	15	39	165	81	181	181	181	181
531	KOURTI	16	28	81	28	81	28	28	28
39	MONK	17	165	28	181	28	81	81	81
165	MONTINI	18	81	181	165	165	165	165	165
32	ROBINSON	19	32	32	32	32	32	32	32
910	GOWER	20	44	44	44	44	44	44	910
54	ANDERTON	21	181	67	67	910	910	910	44
67	ANSELL	22	67	910	910	67	67	74	74
115	MAHER	23	910	74	74	74	74	67	67
44	DUTTON	24	54	54	54	54	115	115	115
74	VAUGHAN	25	74	115	115	115	54	34	34
65	SOILLEUX	26	115	34	10	34	34	131	131
131	DIDWELL	27	10	10	34	10	131	65	
34	MONAGHAN	28	34	131	131	131	65	10	
10	LAURIE	29	131	65	65	65	10		
181	GOODFELLOW	30	65						
84	HIGGINS	31							

BMCRC - MRO Championships 2024 - Rnd 1 @ Brands Hatch Indy

DART MRO 600 inc Clubman 600 & GP2/EVO

RACE 21 - SECTOR ANALYSIS



SECTOR 1 = FL to I1, SECTOR 2 = I1 to FL, DIFF = Difference To Personal Best Lap, P = Crossed Finish Line in Pit Lane, D = Time Disallowed

P1 76		Anthony JOHNSON		- INTA MOTORCYCLE SERVICES LTD			
IDEAL LAP TIME : 48.842		BEST LAP TIME : 49.073		DIFFERENCE : 0.231			
LAP	SECTOR 1	SECTOR 2	LAP TIME	MPH	DIFF	TIME OF DAY	
1 -		20.398	55.261	78.69	6.188	17:46:59.503	
2 -	30.067	20.057	50.124	86.75	1.051	17:47:49.627	
3 -	29.902	19.928	49.830	87.26	0.757	17:48:39.457	
4 -	29.801	19.843	49.644	87.59	0.571	17:49:29.101	
5 -	29.503	19.756	49.259 (3)	88.28	0.186	17:50:18.360	
6 -	29.335	19.858	49.193 (2)	88.39	0.120	17:51:07.553	
7 -	29.086	19.987	49.073 (1)	88.61		17:51:56.626	

P2 1		Harry FOWLE		Yamaha R6 - HF Refinishing Racing			
IDEAL LAP TIME : 49.111		BEST LAP TIME : 49.190		DIFFERENCE : 0.079			
LAP	SECTOR 1	SECTOR 2	LAP TIME	MPH	DIFF	TIME OF DAY	
1 -		20.366	55.375	78.52	6.185	17:46:59.617	
2 -	30.204	19.875	50.079	86.83	0.889	17:47:49.696	
3 -	29.628	20.050	49.678	87.53	0.488	17:48:39.374	
4 -	29.683	19.993	49.676	87.53	0.486	17:49:29.050	
5 -	29.364	19.924	49.288 (2)	88.22	0.098	17:50:18.338	
6 -	29.709	19.792	49.501 (3)	87.84	0.311	17:51:07.839	
7 -	29.319	19.871	49.190 (1)	88.40		17:51:57.029	

P3 71 EVO		Maximus HARDY		Triumph 675R - DAD			
IDEAL LAP TIME : 49.307		BEST LAP TIME : 49.371		DIFFERENCE : 0.064			
LAP	SECTOR 1	SECTOR 2	LAP TIME	MPH	DIFF	TIME OF DAY	
1 -		20.160	55.560	78.26	6.189	17:46:59.802	
2 -	30.215	19.911	50.126	86.75	0.755	17:47:49.928	
3 -	29.881	19.809	49.690	87.51	0.319	17:48:39.618	
4 -	29.823	19.818	49.641	87.60	0.270	17:49:29.259	
5 -	29.626	19.745	49.371 (1)	88.08		17:50:18.630	
6 -	29.599	19.913	49.512 (3)	87.82	0.141	17:51:08.142	
7 -	29.562	19.846	49.408 (2)	88.01	0.037	17:51:57.550	

P4 3		Joey LAMB DEN		Kawasaki ZX600 RBF -			
IDEAL LAP TIME : 50.005		BEST LAP TIME : 50.007		DIFFERENCE : 0.002			
LAP	SECTOR 1	SECTOR 2	LAP TIME	MPH	DIFF	TIME OF DAY	
1 -		20.243	56.690	76.70	6.683	17:47:00.932	
2 -	30.565	20.140	50.705	85.76	0.698	17:47:51.637	
3 -	30.459	19.960	50.419	86.24	0.412	17:48:42.056	
4 -	30.382	19.907	50.289 (3)	86.47	0.282	17:49:32.345	
5 -	30.128	19.879	50.007 (1)	86.95		17:50:22.352	
6 -	30.126	20.070	50.196 (2)	86.63	0.189	17:51:12.548	
7 -	30.217	20.094	50.311	86.43	0.304	17:52:02.859	

P5 51		Ross CLARKE		Kawasaki ZX600RR - RC Farriery Racing			
IDEAL LAP TIME : 50.143		BEST LAP TIME : 50.144		DIFFERENCE : 0.001			
LAP	SECTOR 1	SECTOR 2	LAP TIME	MPH	DIFF	TIME OF DAY	
1 -		20.064	55.894	77.80	5.750	17:47:00.136	
2 -	31.156	19.939	51.095	85.10	0.951	17:47:51.231	
3 -	30.353	19.918	50.271 (3)	86.50	0.127	17:48:41.502	
4 -	30.522	19.816	50.338	86.38	0.194	17:49:31.840	
5 -	30.327	19.817	50.144 (1)	86.72		17:50:21.984	
6 -	30.615	20.027	50.642	85.86	0.498	17:51:12.626	
7 -	30.348	19.913	50.261 (2)	86.52	0.117	17:52:02.887	

BMCRC - MRO Championships 2024 - Rnd 1 @ Brands Hatch Indy

DART MRO 600 inc Clubman 600 & GP2/EVO

RACE 21 - SECTOR ANALYSIS



SECTOR 1 = FL to I1, SECTOR 2 = I1 to FL, DIFF = Difference To Personal Best Lap, P = Crossed Finish Line in Pit Lane, D = Time Disallowed

P6 35		Kai DICKINSON		Kawasaki ZX636 -			
IDEAL LAP TIME : 49.817		BEST LAP TIME : 49.817		DIFFERENCE : 0.000			
LAP	SECTOR 1	SECTOR 2	LAP TIME	MPH	DIFF	TIME OF DAY	
1 -		20.450	56.524	76.93	6.707	17:47:00.766	
2 -	30.904	20.217	51.121	85.06	1.304	17:47:51.887	
3 -	30.410	20.247	50.657	85.84	0.840	17:48:42.544	
4 -	30.065	20.206	50.271 (3)	86.50	0.454	17:49:32.815	
5 -	30.046	20.171	50.217 (2)	86.59	0.400	17:50:23.032	
6 -	29.821	19.996	49.817 (1)	87.29		17:51:12.849	
7 -	30.340	20.243	50.583	85.96	0.766	17:52:03.432	

P7 91		Sam HIRST		- Team Valley Racing			
IDEAL LAP TIME : 50.135		BEST LAP TIME : 50.239		DIFFERENCE : 0.104			
LAP	SECTOR 1	SECTOR 2	LAP TIME	MPH	DIFF	TIME OF DAY	
1 -		20.751	57.299	75.89	7.060	17:47:01.541	
2 -	31.261	20.395	51.656	84.18	1.417	17:47:53.197	
3 -	30.353	20.115	50.468	86.16	0.229	17:48:43.665	
4 -	30.187	20.230	50.417 (3)	86.25	0.178	17:49:34.082	
5 -	30.241	20.190	50.431	86.22	0.192	17:50:24.513	
6 -	30.215	20.024	50.239 (1)	86.55		17:51:14.752	
7 -	30.111	20.203	50.314 (2)	86.42	0.075	17:52:05.066	

P8 5		Luke MACRAE		Triumph 765 - Bournephoto.co.uk			
IDEAL LAP TIME : 50.445		BEST LAP TIME : 50.509		DIFFERENCE : 0.064			
LAP	SECTOR 1	SECTOR 2	LAP TIME	MPH	DIFF	TIME OF DAY	
1 -		20.636	57.769	75.27	7.260	17:47:02.011	
2 -	31.129	20.392	51.521	84.40	1.012	17:47:53.532	
3 -	31.079	20.533	51.612	84.25	1.103	17:48:45.144	
4 -	30.937	20.331	51.268 (3)	84.82	0.759	17:49:36.412	
5 -	31.210	20.358	51.568	84.32	1.059	17:50:27.980	
6 -	30.221	20.288	50.509 (1)	86.09		17:51:18.489	
7 -	30.303	20.224	50.527 (2)	86.06	0.018	17:52:09.016	

P9 80		Morgan CREASEY		Yamaha R6 - Warics Ltd			
IDEAL LAP TIME : 50.809		BEST LAP TIME : 50.809		DIFFERENCE : 0.000			
LAP	SECTOR 1	SECTOR 2	LAP TIME	MPH	DIFF	TIME OF DAY	
1 -		20.751	57.599	75.49	6.790	17:47:01.841	
2 -	31.142	20.409	51.551 (3)	84.35	0.742	17:47:53.392	
3 -	31.066	20.634	51.700	84.11	0.891	17:48:45.092	
4 -	30.811	20.434	51.245 (2)	84.85	0.436	17:49:36.337	
5 -	31.360	20.644	52.004	83.62	1.195	17:50:28.341	
6 -	30.429	20.380	50.809 (1)	85.58		17:51:19.150	
7 -	31.025	20.668	51.693	84.12	0.884	17:52:10.843	

P10 212		Matt PALLETT		Kawasaki ZX636 - BDA Chartered Architects			
IDEAL LAP TIME : 50.898		BEST LAP TIME : 51.137		DIFFERENCE : 0.239			
LAP	SECTOR 1	SECTOR 2	LAP TIME	MPH	DIFF	TIME OF DAY	
1 -		20.573	57.053	76.21	5.916	17:47:01.295	
2 -	31.163	20.624	51.787	83.97	0.650	17:47:53.082	
3 -	31.171	20.683	51.854	83.86	0.717	17:48:44.936	
4 -	31.428	20.547	51.975	83.66	0.838	17:49:36.911	
5 -	31.264	20.442	51.706 (3)	84.10	0.569	17:50:28.617	
6 -	30.859	20.278	51.137 (1)	85.03		17:51:19.754	
7 -	30.620	20.525	51.145 (2)	85.02	0.008	17:52:10.899	

BMCRC - MRO Championships 2024 - Rnd 1 @ Brands Hatch Indy

DART MRO 600 inc Clubman 600 & GP2/EVO

RACE 21 - SECTOR ANALYSIS



SECTOR 1 = FL to I1, SECTOR 2 = I1 to FL, DIFF = Difference To Personal Best Lap, P = Crossed Finish Line in Pit Lane, D = Time Disallowed

P11 624 C		Matthew FEDRICK		Yamaha R6 - Matthew Fedrick farriers ltd/ Palmer Race Skool			
IDEAL LAP TIME : 51.265		BEST LAP TIME : 51.265		DIFFERENCE : 0.000			
LAP	SECTOR 1	SECTOR 2	LAP TIME	MPH	DIFF	TIME OF DAY	
1 -		20.724	58.209	74.70	6.944	17:47:02.451	
2 -	31.575	20.769	52.344	83.07	1.079	17:47:54.795	
3 -	31.799	20.773	52.572	82.71	1.307	17:48:47.367	
4 -	31.530	20.698	52.228	83.26	0.963	17:49:39.595	
5 -	31.370	20.710	52.080 (3)	83.49	0.815	17:50:31.675	
6 -	31.269	20.394	51.663 (2)	84.17	0.398	17:51:23.338	
7 -	30.898	20.367	51.265 (1)	84.82		17:52:14.603	

P12 961		Jack SIM		Kawasaki ZX6 R - Vanguard Motorsport, Platform Lift Engineers			
IDEAL LAP TIME : 50.852		BEST LAP TIME : 50.852		DIFFERENCE : 0.000			
LAP	SECTOR 1	SECTOR 2	LAP TIME	MPH	DIFF	TIME OF DAY	
1 -		21.068	58.426	74.42	7.574	17:47:02.668	
2 -	32.147	20.783	52.930	82.15	2.078	17:47:55.598	
3 -	31.971	20.635	52.606	82.66	1.754	17:48:48.204	
4 -	31.647	20.487	52.134	83.41	1.282	17:49:40.338	
5 -	31.030	20.661	51.691 (2)	84.12	0.839	17:50:32.029	
6 -	31.504	20.382	51.886 (3)	83.81	1.034	17:51:23.915	
7 -	30.574	20.278	50.852 (1)	85.51		17:52:14.767	

P13 531 C		Jake KOURTI		Yamaha R6 - Red Mist Ltd/ GK Tree Surgeons Ltd/JWG Motorc			
IDEAL LAP TIME : 51.274		BEST LAP TIME : 51.274		DIFFERENCE : 0.000			
LAP	SECTOR 1	SECTOR 2	LAP TIME	MPH	DIFF	TIME OF DAY	
1 -		20.801	58.666	74.12	7.392	17:47:02.908	
2 -	32.233	20.793	53.026	82.00	1.752	17:47:55.934	
3 -	31.883	20.409	52.292	83.16	1.018	17:48:48.226	
4 -	31.369	20.316	51.685 (2)	84.13	0.411	17:49:39.911	
5 -	31.362	20.530	51.892	83.80	0.618	17:50:31.803	
6 -	31.391	20.483	51.874 (3)	83.83	0.600	17:51:23.677	
7 -	31.196	20.078	51.274 (1)	84.81		17:52:14.951	

P14 39 C		Aaron MONK		Kawasaki Ninja 636 - flyaspitfire.co.uk			
IDEAL LAP TIME : 51.427		BEST LAP TIME : 51.427		DIFFERENCE : 0.000			
LAP	SECTOR 1	SECTOR 2	LAP TIME	MPH	DIFF	TIME OF DAY	
1 -		20.908	58.845	73.89	7.418	17:47:03.087	
2 -	31.889	20.757	52.646	82.60	1.219	17:47:55.733	
3 -	31.161	20.566	51.727 (2)	84.06	0.300	17:48:47.460	
4 -	31.563	20.667	52.230	83.25	0.803	17:49:39.690	
5 -	31.356	20.789	52.145	83.39	0.718	17:50:31.835	
6 -	31.540	20.449	51.989 (3)	83.64	0.562	17:51:23.824	
7 -	31.141	20.286	51.427 (1)	84.55		17:52:15.251	

P15 181		Mike GOODFELLOW		Kawasaki ZX6R -			
IDEAL LAP TIME : 50.631		BEST LAP TIME : 50.718		DIFFERENCE : 0.087			
LAP	SECTOR 1	SECTOR 2	LAP TIME	MPH	DIFF	TIME OF DAY	
1 -		21.472	1:01.849	70.30	11.131	17:47:06.091	
2 -	31.947	20.975	52.922	82.17	2.204	17:47:59.013	
3 -	32.190	20.809	52.999	82.05	2.281	17:48:52.012	
4 -	31.308	20.451	51.759	84.01	1.041	17:49:43.771	
5 -	30.759	20.355	51.114 (3)	85.07	0.396	17:50:34.885	
6 -	30.571	20.284	50.855 (2)	85.50	0.137	17:51:25.740	
7 -	30.658	20.060	50.718 (1)	85.74		17:52:16.458	

BMCRC - MRO Championships 2024 - Rnd 1 @ Brands Hatch Indy

DART MRO 600 inc Clubman 600 & GP2/EVO

RACE 21 - SECTOR ANALYSIS



SECTOR 1 = FL to I1, SECTOR 2 = I1 to FL, DIFF = Difference To Personal Best Lap, P = Crossed Finish Line in Pit Lane, D = Time Disallowed

P16 28 C		Tom WALKER		Yamaha R6 - TRW Racing		
IDEAL LAP TIME : 51.251		BEST LAP TIME : 51.251		DIFFERENCE : 0.000		
LAP	SECTOR 1	SECTOR 2	LAP TIME	MPH	DIFF	TIME OF DAY
1 -		21.279	59.264	73.37	8.013	17:47:03.506
2 -	33.493	21.593	55.086	78.94	3.835	17:47:58.592
3 -	32.274	21.074	53.348	81.51	2.097	17:48:51.940
4 -	31.909	20.765	52.674	82.55	1.423	17:49:44.614
5 -	31.677	20.517	52.194 (3)	83.31	0.943	17:50:36.808
6 -	31.131	20.495	51.626 (2)	84.23	0.375	17:51:28.434
7 -	30.882	20.369	51.251 (1)	84.84		17:52:19.685

P17 81		Fred McMULLAN		Kawasaki ZX636 - Orwell Motorcycles Ipswich		
IDEAL LAP TIME : 52.082		BEST LAP TIME : 52.200		DIFFERENCE : 0.118		
LAP	SECTOR 1	SECTOR 2	LAP TIME	MPH	DIFF	TIME OF DAY
1 -		21.185	1:00.078	72.38	7.878	17:47:04.320
2 -	32.640	21.439	54.079	80.41	1.879	17:47:58.399
3 -	32.255	21.215	53.470	81.32	1.270	17:48:51.869
4 -	31.813	20.794	52.607 (3)	82.66	0.407	17:49:44.476
5 -	32.042	20.640	52.682	82.54	0.482	17:50:37.158
6 -	31.810	20.732	52.542 (2)	82.76	0.342	17:51:29.700
7 -	31.442	20.758	52.200 (1)	83.30		17:52:21.900

P18 165 C		Frank MONTINI		Triumph Daytona 675R - Sara Johnson		
IDEAL LAP TIME : 52.380		BEST LAP TIME : 52.380		DIFFERENCE : 0.000		
LAP	SECTOR 1	SECTOR 2	LAP TIME	MPH	DIFF	TIME OF DAY
1 -		21.349	59.889	72.61	7.509	17:47:04.131
2 -	32.603	21.621	54.224	80.19	1.844	17:47:58.355
3 -	33.404	20.994	54.398	79.94	2.018	17:48:52.753
4 -	31.458	20.922	52.380 (1)	83.02		17:49:45.133
5 -	31.589	20.996	52.585 (2)	82.69	0.205	17:50:37.718
6 -	31.794	20.964	52.758	82.42	0.378	17:51:30.476
7 -	31.744	20.954	52.698 (3)	82.51	0.318	17:52:23.174

P19 32		James ROBINSON		Yamaha R6 -		
IDEAL LAP TIME : 53.578		BEST LAP TIME : 53.653		DIFFERENCE : 0.075		
LAP	SECTOR 1	SECTOR 2	LAP TIME	MPH	DIFF	TIME OF DAY
1 -		21.478	1:00.760	71.56	7.107	17:47:05.002
2 -	32.644	21.776	54.420	79.90	0.767	17:47:59.422
3 -	32.624	21.543	54.167	80.28	0.514	17:48:53.589
4 -	32.124	21.529	53.653 (1)	81.05		17:49:47.242
5 -	32.100	21.656	53.756 (2)	80.89	0.103	17:50:40.998
6 -	32.201	21.691	53.892 (3)	80.69	0.239	17:51:34.890
7 -	32.169	22.149	54.318	80.05	0.665	17:52:29.208

P20 910 C		Harry GOWER		Triumph Daytona 675 - RG Racing		
IDEAL LAP TIME : 53.476		BEST LAP TIME : 53.476		DIFFERENCE : 0.000		
LAP	SECTOR 1	SECTOR 2	LAP TIME	MPH	DIFF	TIME OF DAY
1 -		21.650	1:02.649	69.41	9.173	17:47:06.891
2 -	33.471	21.636	55.107	78.91	1.631	17:48:01.998
3 -	33.024	21.298	54.322	80.05	0.846	17:48:56.320
4 -	32.573	21.107	53.680 (2)	81.00	0.204	17:49:50.000
5 -	32.594	21.220	53.814 (3)	80.80	0.338	17:50:43.814
6 -	32.671	21.187	53.858	80.74	0.382	17:51:37.672
7 -	32.491	20.985	53.476 (1)	81.31		17:52:31.148

BMCRC - MRO Championships 2024 - Rnd 1 @ Brands Hatch Indy

DART MRO 600 inc Clubman 600 & GP2/EVO

RACE 21 - SECTOR ANALYSIS



SECTOR 1 = FL to I1, SECTOR 2 = I1 to FL, DIFF = Difference To Personal Best Lap, P = Crossed Finish Line in Pit Lane, D = Time Disallowed

P21 44		James DUTTON		Kawasaki ZX6 R - AMR Motorcycles		
IDEAL LAP TIME : 53.580		BEST LAP TIME : 53.580		DIFFERENCE : 0.000		
LAP	SECTOR 1	SECTOR 2	LAP TIME	MPH	DIFF	TIME OF DAY
1 -		21.874	1:01.765	70.40	8.185	17:47:06.007
2 -	32.998	21.943	54.941	79.15	1.361	17:48:00.948
3 -	32.549	21.727	54.276	80.12	0.696	17:48:55.224
4 -	32.624	21.725	54.349	80.01	0.769	17:49:49.573
5 -	32.486	21.667	54.153 (3)	80.30	0.573	17:50:43.726
6 -	32.410	21.466	53.876 (2)	80.71	0.296	17:51:37.602
7 -	32.141	21.439	53.580 (1)	81.16		17:52:31.182

P22 74 C		Tom VAUGHAN		Yamaha R6 - Lamonde,Smiths Mechanical Support		
IDEAL LAP TIME : 53.820		BEST LAP TIME : 53.820		DIFFERENCE : 0.000		
LAP	SECTOR 1	SECTOR 2	LAP TIME	MPH	DIFF	TIME OF DAY
1 -		22.045	1:03.304	68.69	9.484	17:47:07.546
2 -	33.068	21.501	54.569	79.69	0.749	17:48:02.115
3 -	33.170	21.231	54.401	79.93	0.581	17:48:56.516
4 -	32.666	21.154	53.820 (1)	80.79		17:49:50.336
5 -	32.704	21.188	53.892 (2)	80.69	0.072	17:50:44.228
6 -	32.789	21.306	54.095 (3)	80.38	0.275	17:51:38.323
7 -	32.775	21.401	54.176	80.26	0.356	17:52:32.499

P23 67 C		Edward ANSELL		Triumph 675 - E a Ansell contractors		
IDEAL LAP TIME : 53.930		BEST LAP TIME : 54.096		DIFFERENCE : 0.166		
LAP	SECTOR 1	SECTOR 2	LAP TIME	MPH	DIFF	TIME OF DAY
1 -		21.430	1:02.327	69.77	8.231	17:47:06.569
2 -	33.344	21.351	54.695	79.50	0.599	17:48:01.264
3 -	32.676	21.596	54.272 (3)	80.12	0.176	17:48:55.536
4 -	32.722	21.754	54.476	79.82	0.380	17:49:50.012
5 -	32.855	21.291	54.146 (2)	80.31	0.050	17:50:44.158
6 -	33.201	21.347	54.548	79.72	0.452	17:51:38.706
7 -	32.639	21.457	54.096 (1)	80.38		17:52:32.802

P24 115 C		Brian MAHER		Yamaha R6 -		
IDEAL LAP TIME : 53.589		BEST LAP TIME : 53.589		DIFFERENCE : 0.000		
LAP	SECTOR 1	SECTOR 2	LAP TIME	MPH	DIFF	TIME OF DAY
1 -		21.998	1:03.541	68.43	9.952	17:47:07.783
2 -	34.207	21.805	56.012	77.63	2.423	17:48:03.795
3 -	33.368	21.346	54.714	79.47	1.125	17:48:58.509
4 -	32.939	21.416	54.355 (3)	80.00	0.766	17:49:52.864
5 -	32.854	21.528	54.382	79.96	0.793	17:50:47.246
6 -	32.767	21.378	54.145 (2)	80.31	0.556	17:51:41.391
7 -	32.335	21.254	53.589 (1)	81.14		17:52:34.980

P25 34		Owen MONAGHAN		Yamaha R6 - RLT Racing		
IDEAL LAP TIME : 56.156		BEST LAP TIME : 56.227		DIFFERENCE : 0.071		
LAP	SECTOR 1	SECTOR 2	LAP TIME	MPH	DIFF	TIME OF DAY
1 -		22.559	1:05.187	66.70	8.960	17:47:09.429
2 -	34.907	22.448	57.355	75.81	1.128	17:48:06.784
3 -	35.057	22.159	57.216	76.00	0.989	17:49:04.000
4 -	35.278	22.465	57.743	75.30	1.516	17:50:01.743
5 -	34.526	22.133	56.659 (3)	76.75	0.432	17:50:58.402
6 -	34.232	21.995	56.227 (1)	77.34		17:51:54.629
7 -	34.423	21.924	56.347 (2)	77.17	0.120	17:52:50.976

BMCRC - MRO Championships 2024 - Rnd 1 @ Brands Hatch Indy

DART MRO 600 inc Clubman 600 & GP2/EVO

RACE 21 - SECTOR ANALYSIS



SECTOR 1 = FL to I1, SECTOR 2 = I1 to FL, DIFF = Difference To Personal Best Lap, P = Crossed Finish Line in Pit Lane, D = Time Disallowed

P26		131 C		Blake DIDWELL		Kawasaki ZX6R - Black Widow Exhausts Double Blitz	
IDEAL LAP TIME : 56.477		BEST LAP TIME : 56.477		DIFFERENCE : 0.000			
LAP	SECTOR 1	SECTOR 2	LAP TIME	MPH	DIFF	TIME OF DAY	
1 -		22.300	1:05.388	66.50	8.911	17:47:09.630	
2 -	35.262	23.046	58.308	74.57	1.831	17:48:07.938	
3 -	34.960	22.176	57.136 (2)	76.10	0.659	17:49:05.074	
4 -	34.631	22.683	57.314	75.87	0.837	17:50:02.388	
5 -	34.949	22.211	57.160 (3)	76.07	0.683	17:50:59.548	
6 -	34.349	22.128	56.477 (1)	76.99		17:51:56.025	
7 -	35.870	23.042	58.912	73.81	2.435	17:52:54.937	

P27		65		Ian SOILLEUX		- BDRacing	
IDEAL LAP TIME : 56.630		BEST LAP TIME : 56.819		DIFFERENCE : 0.189			
LAP	SECTOR 1	SECTOR 2	LAP TIME	MPH	DIFF	TIME OF DAY	
1 -		22.322	1:06.025	65.86	9.206	17:47:10.267	
2 -	35.043	22.760	57.803	75.23	0.984	17:48:08.070	
3 -	35.091	22.169	57.260 (3)	75.94	0.441	17:49:05.330	
4 -	34.680	22.618	57.298	75.89	0.479	17:50:02.628	
5 -	35.067	22.139	57.206 (2)	76.01	0.387	17:50:59.834	
6 -	34.491	22.328	56.819 (1)	76.53		17:51:56.653	

P28		10 C		Ian LAURIE		Triumph Daytona -	
IDEAL LAP TIME : 57.105		BEST LAP TIME : 57.105		DIFFERENCE : 0.000			
LAP	SECTOR 1	SECTOR 2	LAP TIME	MPH	DIFF	TIME OF DAY	
1 -		22.718	1:04.813	67.09	7.708	17:47:09.055	
2 -	34.810	22.998	57.808 (2)	75.22	0.703	17:48:06.863	
3 -	34.552	22.553	57.105 (1)	76.15		17:49:03.968	
4 -	35.072	22.918	57.990	74.98	0.885	17:50:01.958	
5 -	34.865	23.043	57.908 (3)	75.09	0.803	17:50:59.866	
6 -	35.106	22.944	58.050	74.91	0.945	17:51:57.916	

P29		54 C		Jake ANDERTON		Yamaha R6 - Hunter Racing	
IDEAL LAP TIME : 53.849		BEST LAP TIME : 53.990		DIFFERENCE : 0.141			
LAP	SECTOR 1	SECTOR 2	LAP TIME	MPH	DIFF	TIME OF DAY	
1 -		22.190	1:03.249	68.75	9.259	17:47:07.491	
2 -	33.622	21.586	55.208 (3)	78.76	1.218	17:48:02.699	
3 -	33.088	21.187	54.275 (2)	80.12	0.285	17:48:56.974	
4 -	32.662	21.328	53.990 (1)	80.54		17:49:50.964	
5 -	35.613	21.632	57.245	75.96	3.255	17:50:48.209	

P30		56		Michael MILLS		Yamaha R6 - A51 Racing, The Wokingham Bar Company	
IDEAL LAP TIME :		BEST LAP TIME :		DIFFERENCE :			
LAP	SECTOR 1	SECTOR 2	LAP TIME	MPH	DIFF	TIME OF DAY	
1 -		20.359	55.490	78.36		17:46:59.732	

BMCRC - MRO Championships 2024 - Rnd 1 @ Brands Hatch Indy

DART MRO 600 inc Clubman 600 & GP2/EVO

RACE 21 - BEST SECTORS

SECTOR 1			SECTOR 2			IDEAL / BEST COMPARISON						
POS	NO	NAME	TIME	NO	NAME	TIME	POS	NO	NAME	IDEAL	BEST	DIFF
									PERFECT LAP	48.831		
1	76	JOHNSON	29.086	71	HARDY	19.745	1	76	JOHNSON	48.842	49.073	0.231
2	1	FOWLE	29.319	76	JOHNSON	19.756	2	1	FOWLE	49.111	49.190	0.079
3	71	HARDY	29.562	1	FOWLE	19.792	3	71	HARDY	49.307	49.371	0.064
4	35	DICKINSON	29.821	51	CLARKE	19.816	4	35	DICKINSON	49.817	49.817	0.000
5	91	HIRST	30.111	3	LAMB DEN	19.879	5	3	LAMB DEN	50.005	50.007	0.002
6	3	LAMB DEN	30.126	35	DICKINSON	19.996	6	91	HIRST	50.135	50.239	0.104
7	5	MACRAE	30.221	91	HIRST	20.024	7	51	CLARKE	50.143	50.144	0.001
8	51	CLARKE	30.327	181	GOODFELLOW	20.060	8	5	MACRAE	50.445	50.509	0.064
9	80	CREASEY	30.429	531	KOURTI	20.078	9	181	GOODFELLOW	50.631	50.718	0.087
10	181	GOODFELLOW	30.571	5	MACRAE	20.224	10	80	CREASEY	50.809	50.809	0.000
11	961	SIM	30.574	212	PALLET	20.278	11	961	SIM	50.852	50.852	0.000
12	212	PALLET	30.620	961	SIM	20.278	12	212	PALLET	50.898	51.137	0.239
13	28	WALKER	30.882	39	MONK	20.286	13	28	WALKER	51.251	51.251	0.000
14	624	FEDRICK	30.898	56	MILLS	20.359	14	624	FEDRICK	51.265	51.265	0.000
15	39	MONK	31.141	624	FEDRICK	20.367	15	531	KOURTI	51.274	51.274	0.000
16	531	KOURTI	31.196	28	WALKER	20.369	16	39	MONK	51.427	51.427	0.000
17	81	McMULLAN	31.442	80	CREASEY	20.380	17	81	McMULLAN	52.082	52.200	0.118
18	165	MONTINI	31.458	81	McMULLAN	20.640	18	165	MONTINI	52.380	52.380	0.000
19	32	ROBINSON	32.100	165	MONTINI	20.922	19	910	GOWER	53.476	53.476	0.000
20	44	DUTTON	32.141	910	GOWER	20.985	20	32	ROBINSON	53.578	53.653	0.075
21	115	MAHER	32.335	74	VAUGHAN	21.154	21	44	DUTTON	53.580	53.580	0.000
22	910	GOWER	32.491	54	ANDERTON	21.187	22	115	MAHER	53.589	53.589	0.000
23	67	ANSELL	32.639	115	MAHER	21.254	23	74	VAUGHAN	53.820	53.820	0.000
24	54	ANDERTON	32.662	67	ANSELL	21.291	24	54	ANDERTON	53.849	53.990	0.141
25	74	VAUGHAN	32.666	44	DUTTON	21.439	25	67	ANSELL	53.930	54.096	0.166
26	34	MONAGHAN	34.232	32	ROBINSON	21.478	26	34	MONAGHAN	56.156	56.227	0.071
27	131	DIDWELL	34.349	34	MONAGHAN	21.924	27	131	DIDWELL	56.477	56.477	0.000
28	65	SOILLEUX	34.491	131	DIDWELL	22.128	28	65	SOILLEUX	56.630	56.819	0.189
29	10	LAURIE	34.552	65	SOILLEUX	22.139	29	10	LAURIE	57.105	57.105	0.000
30				10	LAURIE	22.553	30	56	MILLS			
31												

BMCRC - MRO Championships 2024 - Rnd 1 @ Brands Hatch Indy

DART MRO 600 inc Clubman 600 & GP2/EVO

RACE 21 - STATISTICS

Competitors Started	30
Planned Start	2024-03-16 @ 17:00:00.000
Actual Start	2024-03-16 @ 17:46:04.241
Finish Time	2024-03-16 @ 17:51:56.625
Track Length	1.2079mi.
Total Laps	200
Total Distance Covered	241.5891mi.

Session Fastest Lap History

NO	CL	NAME	LAP TIME	TIME OF DAY	LAP	VEHICLE
76		Anthony JOHNSON	50.124	17:47:49.636	2	
1		Harry FOWLE	50.079	17:47:49.696	2	Yamaha R6
1		Harry FOWLE	49.678	17:48:39.382	3	Yamaha R6
1		Harry FOWLE	49.676	17:49:29.059	4	Yamaha R6
76		Anthony JOHNSON	49.644	17:49:29.101	4	
71	EVO	Maximus HARDY	49.641	17:49:29.280	4	Triumph 675R
1		Harry FOWLE	49.288	17:50:18.346	5	Yamaha R6
76		Anthony JOHNSON	49.259	17:50:18.360	5	
76		Anthony JOHNSON	49.193	17:51:07.562	6	
76		Anthony JOHNSON	49.073	17:51:56.645	7	

Session Leader History

NO	CL	NAME	FROM LAP	LAPS LED	DISTANCE	VEHICLE
76		Anthony JOHNSON	1	2	2.41 miles	
1		Harry FOWLE	3	3	3.62 miles	Yamaha R6
76		Anthony JOHNSON	6	2	2.41 miles	

Flag History

TYPE	TIME OF DAY
GREEN	17:46:04.241
FINISH	17:51:56.625

Flag Statistics

TYPE	COUNT	TOTAL LAPS	TOTAL TIME
Green	1	7	6:56.328
Red	0	0	0.000
Safety Car	0	0	0.000
FCY	0	0	0.000

BMCRC - MRO Championships 2024 - Rnd 1 @ Brands Hatch Indy

DART MRO 600 inc Clubman 600 & GP2/EVO

RACE 21 - STATISTICS

CLASS :

17 Starters

Fastest Lap History

NO	NAME	LAP TIME	TIME OF DAY	LAP	VEHICLE
76	Anthony JOHNSON	50.124	17:47:49.636	2	
1	Harry FOWLE	50.079	17:47:49.696	2	Yamaha R6
1	Harry FOWLE	49.678	17:48:39.382	3	Yamaha R6
1	Harry FOWLE	49.676	17:49:29.059	4	Yamaha R6
76	Anthony JOHNSON	49.644	17:49:29.101	4	
1	Harry FOWLE	49.288	17:50:18.346	5	Yamaha R6
76	Anthony JOHNSON	49.259	17:50:18.360	5	
76	Anthony JOHNSON	49.193	17:51:07.562	6	
76	Anthony JOHNSON	49.073	17:51:56.645	7	

Leader History

NO	NAME	FROM LAP	LAPS LED	DISTANCE	VEHICLE
76	Anthony JOHNSON	1	2	2.41 miles	
1	Harry FOWLE	3	3	3.62 miles	Yamaha R6
76	Anthony JOHNSON	6	2	2.41 miles	

BMCRC - MRO Championships 2024 - Rnd 1 @ Brands Hatch Indy

DART MRO 600 inc Clubman 600 & GP2/EVO

RACE 21 - STATISTICS

CLASS : C

12 Starters

Fastest Lap History

NO	NAME	LAP TIME	TIME OF DAY	LAP	VEHICLE
624	Matthew FEDRICK	52.344	17:47:54.818	2	Yamaha R6
39	Aaron MONK	51.727	17:48:47.477	3	Kawasaki Ninja 636
531	Jake KOURTI	51.685	17:49:39.933	4	Yamaha R6
624	Matthew FEDRICK	51.663	17:51:23.360	6	Yamaha R6
28	Tom WALKER	51.626	17:51:28.456	6	Yamaha R6
624	Matthew FEDRICK	51.265	17:52:14.625	7	Yamaha R6
28	Tom WALKER	51.251	17:52:19.708	7	Yamaha R6

Leader History

NO	NAME	FROM LAP	LAPS LED	DISTANCE	VEHICLE
624	Matthew FEDRICK	1	7	8.45 miles	Yamaha R6

BMCRC - MRO Championships 2024 - Rnd 1 @ Brands Hatch Indy

DART MRO 600 inc Clubman 600 & GP2/EVO

RACE 21 - STATISTICS

CLASS : EVO

1 Starters

Fastest Lap History

NO	NAME	LAP TIME	TIME OF DAY	LAP	VEHICLE
71	Maximus HARDY	50.126	17:47:49.949	2	Triumph 675R
71	Maximus HARDY	49.690	17:48:39.639	3	Triumph 675R
71	Maximus HARDY	49.641	17:49:29.280	4	Triumph 675R
71	Maximus HARDY	49.371	17:50:18.651	5	Triumph 675R

Leader History

NO	NAME	FROM LAP	LAPS LED	DISTANCE	VEHICLE
71	Maximus HARDY	1	7	8.45 miles	Triumph 675R



BMCRC - MRO Championships 2024 - Rnd 1 @ Brands Hatch Indy

DART MRO 600 inc Clubman 600 & GP2/EVO

RACE 10 - GRID (12 Laps)

ROW 11	33	440	Elijah EVERTON	32	83	Andy WINDSOR	31	134	Donald GILBERT
ROW 10	30	818	Alex BARKER	29	84	George HIGGINS	28	10	Ian LAURIE 57.105
ROW 9	27	65	Ian SOILLEUX 56.819	26	131	Blake DIDWELL 56.477	25	34	Owen MONAGHAN 56.227
ROW 8	24	67	Edward ANSELL 54.096	23	54	Jake ANDERTON 53.990	22	74	Tom VAUGHAN 53.820
ROW 7	21	32	James ROBINSON 53.653	20	115	Brian MAHER 53.589	19	44	James DUTTON 53.580
ROW 6	18	910	Harry GOWER 53.476	17	165	Frank MONTINI 52.380	16	81	Fred McMULLAN 52.200
ROW 5	15	39	Aaron MONK 51.427	14	531	Jake KOURTI 51.274	13	624	Matthew FEDRICK 51.265
ROW 4	12	28	Tom WALKER 51.251	11	212	Matt PALLETT 51.137	10	961	Jack SIM 50.852
ROW 3	9	56	Michael MILLS	8	80	Morgan CREASEY 50.809	7	5	Luke MACRAE 50.509
ROW 2	6	91	Sam HIRST 50.239	5	3	Joey LAMB DEN 50.007	4	35	Kai DICKINSON 49.817
ROW 1	3	71	Maximus HARDY 49.371	2	1	Harry FOWLE 49.190	1	76	Anthony JOHNSON 49.073

Pole

These results are provisional until the conclusion of any judicial and technical matters.

Brands Hatch Indy: 1.2079 miles

Clerk Of Course:	Stewards:	Timekeeper:	<i>Craig Smith</i>	
------------------	-----------	-------------	--------------------	--

Results can be found at www.tsl-timing.com

Printed - 17:55 Saturday, 16 March 2024





BMCRC - MRO Championships 2024 - Rnd 1 @ Brands Hatch Indy

DART MRO 600 inc Clubman 600 & GP2/EVO

RACE 11 - CLASSIFICATION

Race Distance: 12 Laps / 14.49 miles

POS	NO	CL	PIC	NAME	ENTRY	LAPS	TIME	GAP	DIFF	MPH	BEST	ON	GRD	↑↓
1	76		1	Anthony JOHNSON	- INTA MOTORCYCLE SERVICES LTD	12	11:06.263			78.32	54.687	11	1	0
2	5		2	Luke MACRAE	Triumph 765 - Bournephoto.co.uk	12	11:11.146	4.883	4.883	77.75	54.714	4	7	5
3	91		3	Sam HIRST	- Team Valley Racing	12	11:11.379	5.116	0.233	77.72	54.077	12	6	3
4	71	EVO	1	Maximus HARDY	Triumph 675R - DAD	12	11:18.864	12.601	7.485	76.86	55.107	11	3	-1
5	1		4	Harry FOWLE	Yamaha R6 - HF Refinishing Racing	12	11:19.131	12.868	0.267	76.83	55.628	7	2	-3
6	212		5	Matt PALLETT	Kawasaki ZX636 - BDA Chartered Architects	12	11:22.349	16.086	3.218	76.47	54.855	10	11	5
7	39	C	1	Aaron MONK	Kawasaki Ninja 636 - flyaspitfire.co.uk	12	11:22.965	16.702	0.616	76.40	55.465	9	15	8
8	35		6	Kai DICKINSON	Kawasaki ZX636 -	12	11:27.114	20.851	4.149	75.94	55.829	6	4	-4
9	3		7	Joey LAMBDEN	Kawasaki ZX600 RBF -	12	11:28.797	22.534	1.683	75.75	55.647	11	5	-4
10	818		8	Alex BARKER	Yamaha R6 - Barker Woodrow LTD & SS5 Construction LTD	12	11:35.168	28.905	6.371	75.06	56.290	11	30	20
11	531	C	2	Jake KOURTI	Yamaha R6 - Red Mist Ltd/ GK Tree Surgeons Ltd/JWG Mot	11	10:54.001	1 Lap	1 Lap	73.14	57.742	11	14	3
12	83	C	3	Andy WINDSOR	Yamaha R6 -	11	10:54.927	1 Lap	0.926	73.03	57.354	7	32	20
13	81		9	Fred McMULLAN	Kawasaki ZX636 - Orwell Motorcycles ipswich	11	10:56.066	1 Lap	1.139	72.91	57.061	11	16	3
14	910	C	4	Harry GOWER	Triumph Daytona 675 - RG Racing	11	10:57.842	1 Lap	1.776	72.71	58.076	11	18	4
15	28	C	5	Tom WALKER	Yamaha R6 - TRW Racing	11	11:02.051	1 Lap	4.209	72.25	58.316	10	12	-3
16	115	C	6	Brian MAHER	Yamaha R6 -	11	11:03.855	1 Lap	1.804	72.05	57.352	11	20	4
17	165	C	7	Frank MONTINI	Triumph Daytona 675R - Sara Johnson	11	11:05.911	1 Lap	2.056	71.83	57.384	10	17	0
18	32		10	James ROBINSON	Yamaha R6 -	11	11:07.371	1 Lap	1.460	71.67	58.425	5	21	3
19	961		11	Jack SIM	Kawasaki ZX6 R - Vanguard Motorsport, Platform Lift Engine	11	11:09.991	1 Lap	2.620	71.39	59.580	11	10	-9
20	624	C	8	Matthew FEDRICK	Yamaha R6 - Matthew Fedrick farriers ltd/ Palmer Race Sko	11	11:16.083	1 Lap	6.092	70.75	59.154	8	13	-7
21	54	C	9	Jake ANDERTON	Yamaha R6 - Hunter Racing	11	11:18.323	1 Lap	2.240	70.51	58.541	11	23	2
22	74	C	10	Tom VAUGHAN	Yamaha R6 - Lamonde,Smiths Mechanical Support	11	11:18.614	1 Lap	0.291	70.48	59.042	10	22	0
23	440	C	11	Elijah EVERTON	Kawasaki Ninja 600 -	11	11:21.080	1 Lap	2.466	70.23	58.743	10	33	10
24	34		12	Owen MONAGHAN	Yamaha R6 - RLT Racing	11	11:22.994	1 Lap	1.914	70.03	1:00.132	10	25	1
25	67	C	12	Edward ANSELL	Triumph 675 - E a Ansell contractors	11	11:23.816	1 Lap	0.822	69.95	59.817	5	24	-1
26	44		13	James DUTTON	Kawasaki ZX6 R - AMR Motorcycles	11	11:29.285	1 Lap	5.469	69.39	1:00.300	8	19	-7

NOT CLASSIFIED

DNF	10	C		Ian LAURIE	Triumph Daytona -	10	10:22.568	2 Laps	1 Lap	69.84	59.416	7	28	
DNF	131	C		Blake DIDWELL	Kawasaki ZX6R - Black Widow Exhausts Double Blitz	9	9:30.067	3 Laps	1 Lap	68.65	1:01.267	6	26	
DNF	80			Morgan CREASEY	Yamaha R6 - Warics Ltd	0							8	
DNF	56			Michael MILLS	Yamaha R6 - A51 Racing, The Wokingham Bar Company	0							9	

FASTEST LAP

91				Sam HIRST	- Team Valley Racing	12	54.077			80.41 mph			129.41 kph	
71	EVO			Maximus HARDY	Triumph 675R - DAD	11	55.107			78.91 mph			126.99 kph	
39	C			Aaron MONK	Kawasaki Ninja 636 - flyaspitfire.co.uk	9	55.465			78.40 mph			126.17 kph	

Comments:

Class - 92.5% of Race Speed = 72.44 mph
 Class EVO - 92.5% of Race Speed = 71.09 mph
 Class C - 92.5% of Race Speed = 70.67 mph

Red Flag (end of session): 13:23

Weather / Track : Cloudy / Drying

Date: 17/03/2024 Start: 13:11 Finish: 13:23

These results are provisional until the conclusion of any judicial and technical matters.

Brands Hatch Indy: 1.2079 miles

Clerk Of Course:	Stewards:	Timekeeper:	
		<i>Craig Smith</i>	

Results can be found at www.tsl-timing.com

Printed - 13:27 Sunday, 17 March 2024



BMCRC - MRO Championships 2024 - Rnd 1 @ Brands Hatch Indy

DART MRO 600 inc Clubman 600 & GP2/EVO

RACE 11 - LAP CHART

LAP 1 @ 13:12:55.646			LAP 3 @ 13:14:46.599			LAP 5 @ 13:16:36.365			LAP 7 @ 13:18:26.373			LAP 9 @ 13:20:17.503			LAP 10 @ 13:21:12.502			LAP 11 @ 13:22:07.189					
NO	BEHIND	LAP TIME	NO	BEHIND	LAP TIME	NO	BEHIND	LAP TIME	NO	BEHIND	LAP TIME	NO	BEHIND	LAP TIME	NO	BEHIND	LAP TIME	NO	BEHIND	LAP TIME	NO	BEHIND	LAP TIME
76		59.385	76		55.206	76		55.042	76		55.129	76		55.256	76		54.724	76		54.687			
1	0.448	59.833	5	0.087	55.135	5	0.033	54.998	5	0.892	55.366	5	0.774	55.138	5	0.158	55.361	5	0.077	54.714	5	4.194	56.558
5	0.544	59.929	1	1.429	56.213	1	3.665	55.922	1	5.435	55.628	1	6.286	56.107	1	0.422	55.721	1	2.785	56.080	1	12.236	55.487
91	2.305	1:01.690	91	3.755	55.980	91	5.932	55.699	91	8.869	55.704	91	6.317	55.704	91	2.981	56.423	91	5.275	56.244	91	14.057	55.470
35	2.785	1:02.170	71	7.279	57.413	71	11.063	56.544	71	12.198	55.455	71	12.340	55.398	71	5.072	57.960	71	9.561	57.006	71	14.958	54.855
71	2.859	1:02.244	35	8.078	57.510	3	11.612	56.223	39	13.406	55.916	39	13.995	55.845	39	5.774	58.736	39	10.431	56.919	39	18.500	55.912
3	3.251	1:02.636	3	8.236	57.573	39	11.657	55.860	35	15.084	56.801	212	15.705	55.282	3	5.869	58.365	3	10.839	57.125	3	20.530	56.204
39	5.187	1:04.572	39	8.438	56.924	35	12.462	56.606	212	15.679	55.558	39	6.720	57.280	39	6.720	57.280	35	10.898	57.544	35	26.304	56.687
531	5.707	1:05.092	212	10.702	57.460	212	14.399	56.764	3	16.434	57.787	212	8.448	58.273	212	8.448	58.273	212	12.677	56.699	212	39.978	58.826
961	5.826	1:05.211	818	12.282	57.948	818	17.630	57.182	818	22.019	57.102	818	9.540	58.584	818	9.540	58.584	818	15.490	57.932	818	40.018	58.214
212	5.922	1:05.307	531	15.620	1:00.322	83	25.075	57.609	83	30.160	57.354	83	10.504	1:00.544	531	10.504	1:00.544	531	21.063	1:00.167	531	42.764	58.104
910	6.585	1:05.970	910	16.478	59.716	531	25.469	59.448	531	32.192	57.953	961	11.835	1:01.756	910	11.835	1:01.756	910	21.515	59.761	910	43.525	59.052
818	6.703	1:06.088	961	17.895	1:01.266	910	26.655	1:00.182	910	34.266	58.493	910	11.968	1:01.130	818	11.968	1:01.130	818	22.508	58.299	818	47.346	58.316
28	6.729	1:06.114	28	18.886	1:01.153	28	29.581	59.875	28	36.118	57.230	28	12.939	1:01.957	961	12.939	1:01.957	961	24.045	1:00.874	961	50.262	57.364
165	9.500	1:08.885	83	18.933	59.092	961	29.898	1:00.895	28	37.871	58.890	83	15.047	1:00.309	28	15.047	1:00.309	28	24.748	1:00.586	28	51.587	58.888
624	9.960	1:09.345	81	21.656	59.388	81	29.993	59.394	961	40.177	59.962	165	16.885	1:03.132	81	16.885	1:03.132	81	25.641	58.709	81	51.701	57.384
115	10.417	1:09.802	165	22.822	1:01.143	32	31.481	58.425	961	40.444	1:00.129	115	17.121	1:02.451	32	17.121	1:02.451	32	28.098	59.614	32	54.170	59.987
83	10.485	1:09.870	115	23.054	1:01.139	115	31.993	58.685	115	40.521	59.988	83	18.474	1:02.488	115	18.474	1:02.488	115	28.350	1:00.020	115		
81	10.733	1:10.118	32	23.208	59.751	165	34.605	1:00.088	165	44.161	59.335	81	19.474	1:02.488	165	19.474	1:02.488	165	29.559	1:01.461	165		
32	10.981	1:10.366	624	24.790	1:01.651	624	36.690	1:00.548	624	46.015	59.692	624	18.345	1:04.132	624	18.345	1:04.132	624	31.184	1:01.118	624		
34	11.481	1:10.866	54	25.281	1:01.178	54	37.520	1:00.880	54	48.346	1:00.833	34	18.663	1:03.429	34	18.663	1:03.429	34	31.425	1:00.647	34		
44	11.910	1:11.295	34	25.502	1:01.869	34	37.640	1:01.257	74	50.993	1:00.585	34	19.839	1:03.105	34	19.839	1:03.105	34	31.682	1:01.125	34		
74	11.967	1:11.352	74	25.993	1:01.692	74	37.873	1:00.972	34	51.257	1:01.118	54	19.309	1:02.251	54	19.309	1:02.251	54	31.943	1:00.674	54		
67	12.310	1:11.695	67	27.637	1:01.652	67	39.161	59.817	67	51.493	1:00.770	67	19.507	1:03.287	67	19.507	1:03.287	67	31.943	1:00.674	67		
54	12.805	1:12.190	10	28.958	1:02.607	440	41.362	1:01.046	440	52.642	1:00.467	67	21.191	1:04.628	67	21.191	1:04.628	67	34.386	1:01.473	67		
10	13.563	1:12.948	440	29.000	1:02.577	10	43.156	1:02.280	10	53.347	59.416	44	21.289	1:05.126	44	21.289	1:05.126	44	35.358	1:01.082	44		
440	13.866	1:13.251	44	29.811	1:03.728	131	43.966	1:01.868	131			10	21.557	1:03.741	10	21.557	1:03.741	10	35.918	1:01.684	10		
131	13.918	1:13.303	131	29.991	1:02.094	44	44.715	1:01.751	44			440	21.629	1:03.510	440	21.629	1:03.510	440	37.140	1:01.873	440		

Weather / Track : Cloudy / Drying

Brands Hatch Indy: 1.2079 miles
Date: 17/03/2024 Start: 13:11 Finish: 13:23

BMCRC - MRO Championships 2024 - Rnd 1 @ Brands Hatch Indy

DART MRO 600 inc Clubman 600 & GP2/EVO

RACE 11 - LAP CHART

39	15.876	56.506
212	16.080	55.809
44	1 Lap	1:00.523
35	19.846	56.033
3	21.490	55.647
818	27.907	56.290
531	43.073	57.742
83	43.999	58.708
81	45.138	57.061
910	46.914	58.076
28	51.123	58.464
115	52.927	57.352
165	54.983	57.969

LAP 12	@ 13:23:02.524
---------------	-----------------------

NO	BEHIND	LAP TIME
----	--------	----------

76		55.335
32	1 Lap	59.543
961	1 Lap	59.580
5	4.883	56.024
91	5.116	54.077
624	1 Lap	1:00.363
54	1 Lap	58.541
74	1 Lap	59.285
71	12.601	55.280
1	12.868	56.585
440	1 Lap	59.749
212	16.086	55.341
39	16.702	56.161
34	1 Lap	1:00.584
67	1 Lap	1:00.511
35	20.851	56.340
3	22.534	56.379
44	1 Lap	1:01.305
818	28.905	56.333

BMCRC - MRO Championships 2024 - Rnd 1 @ Brands Hatch Indy

DART MRO 600 inc Clubman 600 & GP2/EVO

RACE 11 - POSITION CHART

No	Name	Lap Pos	Lap													
			1	2	3	4	5	6	7	8	9	10	11	12		
76	JOHNSON	1	76	76	76	76	76	76	76	76	76	76	76	76	76	76
1	FOWLE	2	1	5	5	5	5	5	5	5	5	5	5	5	5	5
71	HARDY	3	5	1	1	1	1	1	1	1	1	91	91	91	91	91
35	DICKINSON	4	91	91	91	91	91	91	91	91	91	1	1	1	1	71
3	LAMB DEN	5	35	71	71	71	71	71	71	71	71	71	71	71	71	1
91	HIRST	6	71	35	35	3	3	39	39	39	39	39	39	39	39	212
5	MACRAE	7	3	3	3	39	39	35	35	212	212	212	212	212	212	39
80	CREASEY	8	39	39	39	35	35	3	212	35	35	35	35	35	35	35
56	MILLS	9	531	212	212	212	212	212	3	3	3	3	3	3	3	3
961	SIM	10	961	818	818	818	818	818	818	818	818	818	818	818	818	818
212	PALLET	11	212	531	531	531	83	83	83	83	83	83	83	83	531	531
28	WALKER	12	910	961	910	910	531	531	531	531	531	531	531	531	83	83
624	FEDRICK	13	818	910	961	83	910	910	910	910	910	81	81	81	81	81
531	KOURTI	14	28	28	28	961	28	81	81	81	81	81	910	910	910	910
39	MONK	15	165	83	83	28	961	28	28	28	28	28	28	28	28	28
81	McMULLAN	16	624	165	81	81	81	961	961	32	32	115	115	115	115	115
165	MONTINI	17	115	115	165	32	32	32	32	961	115	32	165	165	165	165
910	GOWER	18	83	81	115	115	115	115	115	115	961	165	32	32	32	32
44	DUTTON	19	81	624	32	165	165	165	165	165	165	961	961	961	961	961
115	MAHER	20	32	32	624	624	624	624	624	624	624	624	624	624	624	624
32	ROBINSON	21	34	34	54	34	54	54	54	54	54	74	54	54	54	54
74	VAUGHAN	22	44	54	34	54	34	34	74	74	74	54	74	74	74	74
54	ANDERTON	23	74	74	74	74	74	74	34	34	34	440	440	440	440	440
67	ANSELL	24	67	67	67	67	67	67	67	67	67	34	34	34	34	34
34	MONAGHAN	25	54	44	10	440	440	440	440	440	440	10	67	67	67	67
131	DIDWELL	26	10	10	440	10	10	10	10	10	10	67	44	44	44	44
10	LAURIE	27	440	440	44	131	131	131	44	44	44	44	44	44	44	44
818	BARKER	28	131	131	131	44	44	44	131	131	131	131	131	131	131	131
83	WINDSOR	29														
440	EVERTON	30														

BMCRC - MRO Championships 2024 - Rnd 1 @ Brands Hatch Indy

DART MRO 600 inc Clubman 600 & GP2/EVO

RACE 11 - SECTOR ANALYSIS



SECTOR 1 = FL to I1, SECTOR 2 = I1 to FL, DIFF = Difference To Personal Best Lap, P = Crossed Finish Line in Pit Lane, D = Time Disallowed

P1 76		Anthony JOHNSON		- INTA MOTORCYCLE SERVICES LTD			
IDEAL LAP TIME : 54.568		BEST LAP TIME : 54.687		DIFFERENCE : 0.119			
LAP	SECTOR 1	SECTOR 2	LAP TIME	MPH	DIFF	TIME OF DAY	
1 -		22.426	59.385	73.22	4.698	13:12:55.646	
2 -	33.234	22.513	55.747	78.00	1.060	13:13:51.393	
3 -	33.125	22.081	55.206	78.77	0.519	13:14:46.599	
4 -	32.644	22.080	54.724 (2)	79.46	0.037	13:15:41.323	
5 -	32.854	22.188	55.042	79.00	0.355	13:16:36.365	
6 -	32.788	22.091	54.879 (3)	79.23	0.192	13:17:31.244	
7 -	32.894	22.235	55.129	78.88	0.442	13:18:26.373	
8 -	32.658	22.598	55.256	78.69	0.569	13:19:21.629	
9 -	32.898	22.976	55.874	77.82	1.187	13:20:17.503	
10 -	32.834	22.165	54.999	79.06	0.312	13:21:12.502	
11 -	32.488	22.199	54.687 (1)	79.51		13:22:07.189	
12 -	32.969	22.366	55.335	78.58	0.648	13:23:02.524	

P2 5		Luke MACRAE		Triumph 765 - Bournephoto.co.uk			
IDEAL LAP TIME : 54.714		BEST LAP TIME : 54.714		DIFFERENCE : 0.000			
LAP	SECTOR 1	SECTOR 2	LAP TIME	MPH	DIFF	TIME OF DAY	
1 -		22.020	59.929	72.56	5.215	13:12:56.190	
2 -	33.590	21.771	55.361	78.54	0.647	13:13:51.551	
3 -	33.233	21.902	55.135 (3)	78.87	0.421	13:14:46.686	
4 -	33.018	21.696	54.714 (1)	79.47		13:15:41.400	
5 -	33.137	21.861	54.998 (2)	79.06	0.284	13:16:36.398	
6 -	33.177	22.324	55.501	78.35	0.787	13:17:31.899	
7 -	33.145	22.221	55.366	78.54	0.652	13:18:27.265	
8 -	33.030	22.108	55.138	78.86	0.424	13:19:22.403	
9 -	33.543	22.370	55.913	77.77	1.199	13:20:18.316	
10 -	33.856	22.653	56.509	76.95	1.795	13:21:14.825	
11 -	33.516	23.042	56.558	76.88	1.844	13:22:11.383	
12 -	33.763	22.261	56.024	77.62	1.310	13:23:07.407	

P3 91		Sam HIRST		- Team Valley Racing			
IDEAL LAP TIME : 54.020		BEST LAP TIME : 54.077		DIFFERENCE : 0.057			
LAP	SECTOR 1	SECTOR 2	LAP TIME	MPH	DIFF	TIME OF DAY	
1 -		23.025	1:01.690	70.49	7.613	13:12:57.951	
2 -	33.693	22.730	56.423	77.07	2.346	13:13:54.374	
3 -	33.511	22.469	55.980	77.68	1.903	13:14:50.354	
4 -	33.270	22.974	56.244	77.31	2.167	13:15:46.598	
5 -	33.302	22.397	55.699	78.07	1.622	13:16:42.297	
6 -	33.067	22.116	55.183	78.80	1.106	13:17:37.480	
7 -	32.605	22.157	54.762 (2)	79.40	0.685	13:18:32.242	
8 -	33.009	22.695	55.704	78.06	1.627	13:19:27.946	
9 -	32.683	22.343	55.026 (3)	79.02	0.949	13:20:22.972	
10 -	32.462	23.014	55.476	78.38	1.399	13:21:18.448	
11 -	33.195	21.920	55.115	78.90	1.038	13:22:13.563	
12 -	32.100	21.977	54.077 (1)	80.41		13:23:07.640	

BMCRC - MRO Championships 2024 - Rnd 1 @ Brands Hatch Indy

DART MRO 600 inc Clubman 600 & GP2/EVO

RACE 11 - SECTOR ANALYSIS



SECTOR 1 = FL to I1, SECTOR 2 = I1 to FL, DIFF = Difference To Personal Best Lap, P = Crossed Finish Line in Pit Lane, D = Time Disallowed

P4 71 EVO Maximus HARDY			Triumph 675R - DAD			
IDEAL LAP TIME : 55.107		BEST LAP TIME : 55.107		DIFFERENCE : 0.000		
LAP	SECTOR 1	SECTOR 2	LAP TIME	MPH	DIFF	TIME OF DAY
1 -		23.275	1:02.244	69.86	7.137	13:12:58.505
2 -	34.786	23.174	57.960	75.02	2.853	13:13:56.465
3 -	34.512	22.901	57.413	75.74	2.306	13:14:53.878
4 -	34.467	22.539	57.006	76.28	1.899	13:15:50.884
5 -	34.177	22.367	56.544	76.90	1.437	13:16:47.428
6 -	33.567	22.121	55.688	78.08	0.581	13:17:43.116
7 -	33.379	22.076	55.455	78.41	0.348	13:18:38.571
8 -	33.271	22.127	55.398	78.49	0.291	13:19:33.969
9 -	33.223	22.059	55.282 (3)	78.66	0.175	13:20:29.251
10 -	33.338	22.149	55.487	78.37	0.380	13:21:24.738
11 -	33.201	21.906	55.107 (1)	78.91		13:22:19.845
12 -	33.267	22.013	55.280 (2)	78.66	0.173	13:23:15.125

P5 1 Harry FOWLE			Yamaha R6 - HF Refinishing Racing			
IDEAL LAP TIME : 55.396		BEST LAP TIME : 55.628		DIFFERENCE : 0.232		
LAP	SECTOR 1	SECTOR 2	LAP TIME	MPH	DIFF	TIME OF DAY
1 -		22.281	59.833	72.67	4.205	13:12:56.094
2 -	33.483	22.238	55.721 (2)	78.04	0.093	13:13:51.815
3 -	33.833	22.380	56.213	77.35	0.585	13:14:48.028
4 -	33.561	22.519	56.080	77.54	0.452	13:15:44.108
5 -	33.436	22.486	55.922 (3)	77.76	0.294	13:16:40.030
6 -	33.565	22.585	56.150	77.44	0.522	13:17:36.180
7 -	33.238	22.390	55.628 (1)	78.17		13:18:31.808
8 -	33.158	22.949	56.107	77.50	0.479	13:19:27.915
9 -	33.859	23.008	56.867	76.46	1.239	13:20:24.782
10 -	34.271	22.417	56.688	76.71	1.060	13:21:21.470
11 -	34.274	23.063	57.337	75.84	1.709	13:22:18.807
12 -	33.973	22.612	56.585	76.85	0.957	13:23:15.392

P6 212 Matt PALLETT			Kawasaki ZX636 - BDA Chartered Architects			
IDEAL LAP TIME : 54.471		BEST LAP TIME : 54.855		DIFFERENCE : 0.384		
LAP	SECTOR 1	SECTOR 2	LAP TIME	MPH	DIFF	TIME OF DAY
1 -		24.206	1:05.307	66.58	10.452	13:13:01.568
2 -	35.386	22.887	58.273	74.62	3.418	13:13:59.841
3 -	34.630	22.830	57.460	75.68	2.605	13:14:57.301
4 -	34.207	22.492	56.699	76.69	1.844	13:15:54.000
5 -	34.085	22.679	56.764	76.60	1.909	13:16:50.764
6 -	33.532	22.198	55.730	78.02	0.875	13:17:46.494
7 -	33.509	22.049	55.558	78.27	0.703	13:18:42.052
8 -	33.039	22.243	55.282 (3)	78.66	0.427	13:19:37.334
9 -	33.098	22.173	55.271 (2)	78.67	0.416	13:20:32.605
10 -	32.934	21.921	54.855 (1)	79.27		13:21:27.460
11 -	33.415	22.394	55.809	77.91	0.954	13:22:23.269
12 -	32.550	22.791	55.341	78.57	0.486	13:23:18.610

BMCRC - MRO Championships 2024 - Rnd 1 @ Brands Hatch Indy

DART MRO 600 inc Clubman 600 & GP2/EVO

RACE 11 - SECTOR ANALYSIS



SECTOR 1 = FL to I1, SECTOR 2 = I1 to FL, DIFF = Difference To Personal Best Lap, P = Crossed Finish Line in Pit Lane, D = Time Disallowed

P7 39 C		Aaron MONK		Kawasaki Ninja 636 - flyaspitfire.co.uk			
IDEAL LAP TIME : 54.990		BEST LAP TIME : 55.465		DIFFERENCE : 0.475			
LAP	SECTOR 1	SECTOR 2	LAP TIME	MPH	DIFF	TIME OF DAY	
1 -		23.759	1:04.572	67.34	9.107	13:13:00.833	
2 -	34.461	22.819	57.280	75.91	1.815	13:13:58.113	
3 -	34.323	22.601	56.924	76.39	1.459	13:14:55.037	
4 -	34.641	22.484	57.125	76.12	1.660	13:15:52.162	
5 -	33.968	21.892	55.860	77.84	0.395	13:16:48.022	
6 -	33.781	22.060	55.841 (3)	77.87	0.376	13:17:43.863	
7 -	33.738	22.178	55.916	77.77	0.451	13:18:39.779	
8 -	33.744	22.101	55.845	77.86	0.380	13:19:35.624	
9 -	33.435	22.030	55.465 (1)	78.40		13:20:31.089	
10 -	33.098	22.372	55.470 (2)	78.39	0.005	13:21:26.559	
11 -	33.568	22.938	56.506	76.95	1.041	13:22:23.065	
12 -	33.181	22.980	56.161	77.43	0.696	13:23:19.226	

P8 35		Kai DICKINSON		Kawasaki ZX636 -			
IDEAL LAP TIME : 55.519		BEST LAP TIME : 55.829		DIFFERENCE : 0.310			
LAP	SECTOR 1	SECTOR 2	LAP TIME	MPH	DIFF	TIME OF DAY	
1 -		23.403	1:02.170	69.94	6.341	13:12:58.431	
2 -	35.109	23.627	58.736	74.03	2.907	13:13:57.167	
3 -	34.597	22.913	57.510	75.61	1.681	13:14:54.677	
4 -	34.897	22.647	57.544	75.57	1.715	13:15:52.221	
5 -	34.230	22.376	56.606	76.82	0.777	13:16:48.827	
6 -	33.404	22.425	55.829 (1)	77.89		13:17:44.656	
7 -	33.237	23.564	56.801	76.55	0.972	13:18:41.457	
8 -	34.120	22.995	57.115	76.13	1.286	13:19:38.572	
9 -	33.476	23.042	56.518	76.94	0.689	13:20:35.090	
10 -	33.228	22.684	55.912 (2)	77.77	0.083	13:21:31.002	
11 -	33.143	22.890	56.033 (3)	77.60	0.204	13:22:27.035	
12 -	33.281	23.059	56.340	77.18	0.511	13:23:23.375	

P9 3		Joey LAMBDEN		Kawasaki ZX600 RBF -			
IDEAL LAP TIME : 55.630		BEST LAP TIME : 55.647		DIFFERENCE : 0.017			
LAP	SECTOR 1	SECTOR 2	LAP TIME	MPH	DIFF	TIME OF DAY	
1 -		23.138	1:02.636	69.42	6.989	13:12:58.897	
2 -	35.198	23.167	58.365	74.50	2.718	13:13:57.262	
3 -	34.833	22.740	57.573	75.53	1.926	13:14:54.835	
4 -	34.508	22.411	56.919	76.39	1.272	13:15:51.754	
5 -	33.934	22.289	56.223 (3)	77.34	0.576	13:16:47.977	
6 -	34.464	22.579	57.043	76.23	1.396	13:17:45.020	
7 -	35.096	22.691	57.787	75.25	2.140	13:18:42.807	
8 -	34.550	22.729	57.279	75.91	1.632	13:19:40.086	
9 -	34.229	22.513	56.742	76.63	1.095	13:20:36.828	
10 -	34.028	22.176	56.204 (2)	77.37	0.557	13:21:33.032	
11 -	33.454	22.193	55.647 (1)	78.14		13:22:28.679	
12 -	33.541	22.838	56.379	77.13	0.732	13:23:25.058	

BMCRC - MRO Championships 2024 - Rnd 1 @ Brands Hatch Indy

DART MRO 600 inc Clubman 600 & GP2/EVO

RACE 11 - SECTOR ANALYSIS



SECTOR 1 = FL to I1, SECTOR 2 = I1 to FL, DIFF = Difference To Personal Best Lap, P = Crossed Finish Line in Pit Lane, D = Time Disallowed

P10 818		Alex BARKER		Yamaha R6 - Barker Woodrow LTD & SS5 Construction LTD			
IDEAL LAP TIME : 56.140		BEST LAP TIME : 56.290		DIFFERENCE : 0.150			
LAP	SECTOR 1	SECTOR 2	LAP TIME	MPH	DIFF	TIME OF DAY	
1 -		23.826	1:06.088	65.79	9.798	13:13:02.349	
2 -	35.276	23.308	58.584	74.22	2.294	13:14:00.933	
3 -	34.809	23.139	57.948	75.04	1.658	13:14:58.881	
4 -	34.810	23.122	57.932	75.06	1.642	13:15:56.813	
5 -	34.330	22.852	57.182	76.04	0.892	13:16:53.995	
6 -	34.313	22.982	57.295	75.89	1.005	13:17:51.290	
7 -	34.022	23.080	57.102	76.15	0.812	13:18:48.392	
8 -	34.111	23.075	57.186	76.04	0.896	13:19:45.578	
9 -	33.729	22.812	56.541 (3)	76.91	0.251	13:20:42.119	
10 -	33.918	22.769	56.687	76.71	0.397	13:21:38.806	
11 -	33.774	22.516	56.290 (1)	77.25		13:22:35.096	
12 -	33.624	22.709	56.333 (2)	77.19	0.043	13:23:31.429	

P11 531 C		Jake KOURTI		Yamaha R6 - Red Mist Ltd/ GK Tree Surgeons Ltd/JWG Motorc			
IDEAL LAP TIME : 57.231		BEST LAP TIME : 57.742		DIFFERENCE : 0.511			
LAP	SECTOR 1	SECTOR 2	LAP TIME	MPH	DIFF	TIME OF DAY	
1 -		24.017	1:05.092	66.80	7.350	13:13:01.353	
2 -	36.225	24.319	1:00.544	71.82	2.802	13:14:01.897	
3 -	36.554	23.768	1:00.322	72.08	2.580	13:15:02.219	
4 -	36.368	23.799	1:00.167	72.27	2.425	13:16:02.386	
5 -	36.015	23.433	59.448	73.14	1.706	13:17:01.834	
6 -	35.509	23.269	58.778	73.98	1.036	13:18:00.612	
7 -	35.056	22.897	57.953 (3)	75.03	0.211	13:18:58.565	
8 -	35.017	22.965	57.982	74.99	0.240	13:19:56.547	
9 -	34.954	22.805	57.759 (2)	75.28	0.017	13:20:54.306	
10 -	35.006	23.208	58.214	74.70	0.472	13:21:52.520	
11 -	34.714	23.028	57.742 (1)	75.31		13:22:50.262	

P12 83 C		Andy WINDSOR		Yamaha R6 -			
IDEAL LAP TIME : 57.188		BEST LAP TIME : 57.354		DIFFERENCE : 0.166			
LAP	SECTOR 1	SECTOR 2	LAP TIME	MPH	DIFF	TIME OF DAY	
1 -		24.814	1:09.870	62.23	12.516	13:13:06.131	
2 -	37.046	23.263	1:00.309	72.10	2.955	13:14:06.440	
3 -	35.722	23.370	59.092	73.59	1.738	13:15:05.532	
4 -	35.430	22.869	58.299	74.59	0.945	13:16:03.831	
5 -	34.846	22.763	57.609 (2)	75.48	0.255	13:17:01.440	
6 -	34.906	22.833	57.739 (3)	75.31	0.385	13:17:59.179	
7 -	34.775	22.579	57.354 (1)	75.82		13:18:56.533	
8 -	34.609	23.225	57.834	75.19	0.480	13:19:54.367	
9 -	35.882	23.405	59.287	73.34	1.933	13:20:53.654	
10 -	35.389	23.437	58.826	73.92	1.472	13:21:52.480	
11 -	35.515	23.193	58.708	74.07	1.354	13:22:51.188	

P13 81		Fred McMULLAN		Kawasaki ZX636 - Orwell Motorcycles ipswich			
IDEAL LAP TIME : 56.979		BEST LAP TIME : 57.061		DIFFERENCE : 0.082			
LAP	SECTOR 1	SECTOR 2	LAP TIME	MPH	DIFF	TIME OF DAY	
1 -		25.427	1:10.118	62.01	13.057	13:13:06.379	
2 -	38.265	24.223	1:02.488	69.59	5.427	13:14:08.867	
3 -	35.884	23.504	59.388	73.22	2.327	13:15:08.255	
4 -	35.365	23.344	58.709	74.07	1.648	13:16:06.964	
5 -	35.265	24.129	59.394	73.21	2.333	13:17:06.358	
6 -	35.424	23.479	58.903	73.82	1.842	13:18:05.261	
7 -	34.376	22.854	57.230 (2)	75.98	0.169	13:19:02.491	
8 -	34.577	22.768	57.345	75.83	0.284	13:19:59.836	
9 -	34.416	22.910	57.326 (3)	75.85	0.265	13:20:57.162	
10 -	35.383	22.721	58.104	74.84	1.043	13:21:55.266	
11 -	34.458	22.603	57.061 (1)	76.20		13:22:52.327	

BMCRC - MRO Championships 2024 - Rnd 1 @ Brands Hatch Indy

DART MRO 600 inc Clubman 600 & GP2/EVO

RACE 11 - SECTOR ANALYSIS



SECTOR 1 = FL to I1, SECTOR 2 = I1 to FL, DIFF = Difference To Personal Best Lap, P = Crossed Finish Line in Pit Lane, D = Time Disallowed

P14 910 C		Harry GOWER		Triumph Daytona 675 - RG Racing		
IDEAL LAP TIME : 57.789		BEST LAP TIME : 58.076		DIFFERENCE : 0.287		
LAP	SECTOR 1	SECTOR 2	LAP TIME	MPH	DIFF	TIME OF DAY
1 -		24.102	1:05.970	65.91	7.894	13:13:02.231
2 -	36.781	24.349	1:01.130	71.13	3.054	13:14:03.361
3 -	36.454	23.262	59.716	72.82	1.640	13:15:03.077
4 -	35.778	23.983	59.761	72.76	1.685	13:16:02.838
5 -	36.295	23.887	1:00.182	72.25	2.106	13:17:03.020
6 -	35.869	23.257	59.126	73.54	1.050	13:18:02.146
7 -	35.279	23.214	58.493	74.34	0.417	13:19:00.639
8 -	34.939	23.170	58.109 (2)	74.83	0.033	13:19:58.748
9 -	34.741	23.486	58.227 (3)	74.68	0.151	13:20:56.975
10 -	35.882	23.170	59.052	73.64	0.976	13:21:56.027
11 -	35.028	23.048	58.076 (1)	74.87		13:22:54.103

P15 28 C		Tom WALKER		Yamaha R6 - TRW Racing		
IDEAL LAP TIME : 58.230		BEST LAP TIME : 58.316		DIFFERENCE : 0.086		
LAP	SECTOR 1	SECTOR 2	LAP TIME	MPH	DIFF	TIME OF DAY
1 -		24.516	1:06.114	65.77	7.798	13:13:02.375
2 -	37.405	24.552	1:01.957	70.18	3.641	13:14:04.332
3 -	36.892	24.261	1:01.153	71.11	2.837	13:15:05.485
4 -	36.607	23.979	1:00.586	71.77	2.270	13:16:06.071
5 -	35.771	24.104	59.875	72.62	1.559	13:17:05.946
6 -	35.420	23.988	59.408	73.19	1.092	13:18:05.354
7 -	35.535	23.355	58.890	73.84	0.574	13:19:04.244
8 -	35.229	23.438	58.667	74.12	0.351	13:20:02.911
9 -	35.381	23.240	58.621 (3)	74.18	0.305	13:21:01.532
10 -	34.990	23.326	58.316 (1)	74.56		13:21:59.848
11 -	35.119	23.345	58.464 (2)	74.38	0.148	13:22:58.312

P16 115 C		Brian MAHER		Yamaha R6 -		
IDEAL LAP TIME : 57.278		BEST LAP TIME : 57.352		DIFFERENCE : 0.074		
LAP	SECTOR 1	SECTOR 2	LAP TIME	MPH	DIFF	TIME OF DAY
1 -		25.368	1:09.802	62.29	12.450	13:13:06.063
2 -	38.303	24.148	1:02.451	69.63	5.099	13:14:08.514
3 -	37.369	23.770	1:01.139	71.12	3.787	13:15:09.653
4 -	36.752	23.268	1:00.020	72.45	2.668	13:16:09.673
5 -	35.340	23.345	58.685	74.10	1.333	13:17:08.358
6 -	34.924	23.624	58.548 (3)	74.27	1.196	13:18:06.906
7 -	36.368	23.620	59.988	72.49	2.636	13:19:06.894
8 -	35.844	23.783	59.627	72.93	2.275	13:20:06.521
9 -	35.546	23.333	58.879	73.85	1.527	13:21:05.400
10 -	34.724	22.640	57.364 (2)	75.80	0.012	13:22:02.764
11 -	34.638	22.714	57.352 (1)	75.82		13:23:00.116

P17 165 C		Frank MONTINI		Triumph Daytona 675R - Sara Johnson		
IDEAL LAP TIME : 57.309		BEST LAP TIME : 57.384		DIFFERENCE : 0.075		
LAP	SECTOR 1	SECTOR 2	LAP TIME	MPH	DIFF	TIME OF DAY
1 -		25.458	1:08.885	63.12	11.501	13:13:05.146
2 -	38.544	24.588	1:03.132	68.88	5.748	13:14:08.278
3 -	37.055	24.088	1:01.143	71.12	3.759	13:15:09.421
4 -	37.350	24.111	1:01.461	70.75	4.077	13:16:10.882
5 -	36.069	24.019	1:00.088	72.37	2.704	13:17:10.970
6 -	36.482	23.747	1:00.229	72.20	2.845	13:18:11.199
7 -	36.108	23.227	59.335	73.28	1.951	13:19:10.534
8 -	35.705	23.159	58.864	73.87	1.480	13:20:09.398
9 -	34.795	22.626	57.421 (2)	75.73	0.037	13:21:06.819
10 -	34.870	22.514	57.384 (1)	75.78		13:22:04.203
11 -	35.217	22.752	57.969 (3)	75.01	0.585	13:23:02.172

BMCRC - MRO Championships 2024 - Rnd 1 @ Brands Hatch Indy

DART MRO 600 inc Clubman 600 & GP2/EVO

RACE 11 - SECTOR ANALYSIS



SECTOR 1 = FL to I1, SECTOR 2 = I1 to FL, DIFF = Difference To Personal Best Lap, P = Crossed Finish Line in Pit Lane, D = Time Disallowed

P18 32		James ROBINSON		Yamaha R6 -		
IDEAL LAP TIME : 58.415		BEST LAP TIME : 58.425		DIFFERENCE : 0.010		
LAP	SECTOR 1	SECTOR 2	LAP TIME	MPH	DIFF	TIME OF DAY
1 -		25.101	1:10.366	61.79	11.941	13:13:06.627
2 -	38.733	24.696	1:03.429	68.55	5.004	13:14:10.056
3 -	36.254	23.497	59.751	72.77	1.326	13:15:09.807
4 -	35.961	23.653	59.614	72.94	1.189	13:16:09.421
5 -	35.133	23.292	58.425 (1)	74.43		13:17:07.846
6 -	35.195	23.647	58.842 (2)	73.90	0.417	13:18:06.688
7 -	36.265	23.864	1:00.129	72.32	1.704	13:19:06.817
8 -	35.763	23.692	59.455	73.14	1.030	13:20:06.272
9 -	35.384	23.545	58.929	73.79	0.504	13:21:05.201
10 -	35.606	23.282	58.888 (3)	73.84	0.463	13:22:04.089
11 -	35.485	24.058	59.543	73.03	1.118	13:23:03.632

P19 961		Jack SIM		Kawasaki ZX6 R - Vanguard Motorsport, Platform Lift Engineers		
IDEAL LAP TIME : 59.498		BEST LAP TIME : 59.580		DIFFERENCE : 0.082		
LAP	SECTOR 1	SECTOR 2	LAP TIME	MPH	DIFF	TIME OF DAY
1 -		24.570	1:05.211	66.68	5.631	13:13:01.472
2 -	37.454	24.302	1:01.756	70.41	2.176	13:14:03.228
3 -	36.960	24.306	1:01.266	70.97	1.686	13:15:04.494
4 -	36.626	24.248	1:00.874	71.43	1.294	13:16:05.368
5 -	36.603	24.292	1:00.895	71.41	1.315	13:17:06.263
6 -	36.411	23.914	1:00.325	72.08	0.745	13:18:06.588
7 -	36.138	23.824	59.962 (3)	72.52	0.382	13:19:06.550
8 -	35.884	23.969	59.853 (2)	72.65	0.273	13:20:06.403
9 -	36.445	23.837	1:00.282	72.13	0.702	13:21:06.685
10 -	36.119	23.868	59.987	72.49	0.407	13:22:06.672
11 -	35.966	23.614	59.580 (1)	72.98		13:23:06.252

P20 624 C		Matthew FEDRICK		Yamaha R6 - Matthew Fedrick farriers ltd/ Palmer Race Skool		
IDEAL LAP TIME : 59.154		BEST LAP TIME : 59.154		DIFFERENCE : 0.000		
LAP	SECTOR 1	SECTOR 2	LAP TIME	MPH	DIFF	TIME OF DAY
1 -		25.104	1:09.345	62.70	10.191	13:13:05.606
2 -	39.104	25.028	1:04.132	67.80	4.978	13:14:09.738
3 -	37.427	24.224	1:01.651	70.53	2.497	13:15:11.389
4 -	36.900	24.218	1:01.118	71.15	1.964	13:16:12.507
5 -	36.441	24.107	1:00.548	71.82	1.394	13:17:13.055
6 -	36.046	23.595	59.641 (2)	72.91	0.487	13:18:12.696
7 -	36.109	23.583	59.692 (3)	72.85	0.538	13:19:12.388
8 -	35.632	23.522	59.154 (1)	73.51		13:20:11.542
9 -	36.483	23.995	1:00.478	71.90	1.324	13:21:12.020
10 -	35.814	24.147	59.961	72.52	0.807	13:22:11.981
11 -	36.447	23.916	1:00.363	72.04	1.209	13:23:12.344

P21 54 C		Jake ANDERTON		Yamaha R6 - Hunter Racing		
IDEAL LAP TIME : 58.541		BEST LAP TIME : 58.541		DIFFERENCE : 0.000		
LAP	SECTOR 1	SECTOR 2	LAP TIME	MPH	DIFF	TIME OF DAY
1 -		25.754	1:12.190	60.23	13.649	13:13:08.451
2 -	37.607	24.644	1:02.251	69.85	3.710	13:14:10.702
3 -	36.847	24.331	1:01.178	71.08	2.637	13:15:11.880
4 -	36.515	24.610	1:01.125	71.14	2.584	13:16:13.005
5 -	36.342	24.538	1:00.880	71.42	2.339	13:17:13.885
6 -	36.093	23.908	1:00.001 (3)	72.47	1.460	13:18:13.886
7 -	36.209	24.624	1:00.833	71.48	2.292	13:19:14.719
8 -	36.873	24.147	1:01.020	71.26	2.479	13:20:15.739
9 -	36.463	24.165	1:00.628	71.72	2.087	13:21:16.367
10 -	36.277	23.399	59.676 (2)	72.87	1.135	13:22:16.043
11 -	35.375	23.166	58.541 (1)	74.28		13:23:14.584

BMCRC - MRO Championships 2024 - Rnd 1 @ Brands Hatch Indy

DART MRO 600 inc Clubman 600 & GP2/EVO

RACE 11 - SECTOR ANALYSIS



SECTOR 1 = FL to I1, SECTOR 2 = I1 to FL, DIFF = Difference To Personal Best Lap, P = Crossed Finish Line in Pit Lane, D = Time Disallowed

P22 74 C		Tom VAUGHAN		Yamaha R6 - Lamonde,Smiths Mechanical Support			
IDEAL LAP TIME : 59.042		BEST LAP TIME : 59.042		DIFFERENCE : 0.000			
LAP	SECTOR 1	SECTOR 2	LAP TIME	MPH	DIFF	TIME OF DAY	
1 -		25.406	1:11.352	60.94	12.310	13:13:07.613	
2 -	38.509	24.778	1:03.287	68.71	4.245	13:14:10.900	
3 -	37.483	24.209	1:01.692	70.48	2.650	13:15:12.592	
4 -	36.628	24.046	1:00.674	71.67	1.632	13:16:13.266	
5 -	36.908	24.064	1:00.972	71.32	1.930	13:17:14.238	
6 -	37.880	24.663	1:02.543	69.52	3.501	13:18:16.781	
7 -	36.741	23.844	1:00.585	71.77	1.543	13:19:17.366	
8 -	36.231	23.397	59.628	72.92	0.586	13:20:16.994	
9 -	35.977	23.577	59.554 (3)	73.01	0.512	13:21:16.548	
10 -	35.734	23.308	59.042 (1)	73.65		13:22:15.590	
11 -	35.882	23.403	59.285 (2)	73.35	0.243	13:23:14.875	

P23 440 C		Elijah EVERTON		Kawasaki Ninja 600 -			
IDEAL LAP TIME : 58.743		BEST LAP TIME : 58.743		DIFFERENCE : 0.000			
LAP	SECTOR 1	SECTOR 2	LAP TIME	MPH	DIFF	TIME OF DAY	
1 -		25.792	1:13.251	59.36	14.508	13:13:09.512	
2 -	38.590	24.920	1:03.510	68.47	4.767	13:14:13.022	
3 -	37.850	24.727	1:02.577	69.49	3.834	13:15:15.599	
4 -	36.705	24.377	1:01.082	71.19	2.339	13:16:16.681	
5 -	36.572	24.474	1:01.046	71.23	2.303	13:17:17.727	
6 -	36.817	24.004	1:00.821	71.49	2.078	13:18:18.548	
7 -	36.287	24.180	1:00.467	71.91	1.724	13:19:19.015	
8 -	36.264	23.654	59.918	72.57	1.175	13:20:18.933	
9 -	36.015	23.901	59.916 (3)	72.57	1.173	13:21:18.849	
10 -	35.362	23.381	58.743 (1)	74.02		13:22:17.592	
11 -	35.589	24.160	59.749 (2)	72.78	1.006	13:23:17.341	

P24 34		Owen MONAGHAN		Yamaha R6 - RLT Racing			
IDEAL LAP TIME : 59.976		BEST LAP TIME : 1:00.132		DIFFERENCE : 0.156			
LAP	SECTOR 1	SECTOR 2	LAP TIME	MPH	DIFF	TIME OF DAY	
1 -		25.098	1:10.866	61.36	10.734	13:13:07.127	
2 -	38.774	24.331	1:03.105	68.91	2.973	13:14:10.232	
3 -	37.475	24.394	1:01.869	70.28	1.737	13:15:12.101	
4 -	36.638	24.009	1:00.647	71.70	0.515	13:16:12.748	
5 -	36.421	24.836	1:01.257	70.98	1.125	13:17:14.005	
6 -	37.678	24.829	1:02.507	69.56	2.375	13:18:16.512	
7 -	36.788	24.330	1:01.118	71.15	0.986	13:19:17.630	
8 -	36.378	24.199	1:00.577 (3)	71.78	0.445	13:20:18.207	
9 -	36.269	24.063	1:00.332 (2)	72.07	0.200	13:21:18.539	
10 -	36.404	23.728	1:00.132 (1)	72.31		13:22:18.671	
11 -	36.248	24.336	1:00.584	71.77	0.452	13:23:19.255	

P25 67 C		Edward ANSELL		Triumph 675 - E a Ansell contractors			
IDEAL LAP TIME : 59.628		BEST LAP TIME : 59.817		DIFFERENCE : 0.189			
LAP	SECTOR 1	SECTOR 2	LAP TIME	MPH	DIFF	TIME OF DAY	
1 -		25.558	1:11.695	60.65	11.878	13:13:07.956	
2 -	39.266	25.362	1:04.628	67.28	4.811	13:14:12.584	
3 -	37.186	24.466	1:01.652	70.53	1.835	13:15:14.236	
4 -	37.392	24.081	1:01.473	70.74	1.656	13:16:15.709	
5 -	35.998	23.819	59.817 (1)	72.69		13:17:15.526	
6 -	36.907	24.663	1:01.570	70.62	1.753	13:18:17.096	
7 -	36.748	24.022	1:00.770	71.55	0.953	13:19:17.866	
8 -	36.416	24.244	1:00.660	71.68	0.843	13:20:18.526	
9 -	36.286	23.920	1:00.206 (2)	72.22	0.389	13:21:18.732	
10 -	37.037	23.797	1:00.834	71.48	1.017	13:22:19.566	
11 -	35.831	24.680	1:00.511 (3)	71.86	0.694	13:23:20.077	

BMCRC - MRO Championships 2024 - Rnd 1 @ Brands Hatch Indy

DART MRO 600 inc Clubman 600 & GP2/EVO

RACE 11 - SECTOR ANALYSIS



SECTOR 1 = FL to I1, SECTOR 2 = I1 to FL, DIFF = Difference To Personal Best Lap, P = Crossed Finish Line in Pit Lane, D = Time Disallowed

P26 44		James DUTTON		Kawasaki ZX6 R - AMR Motorcycles			
IDEAL LAP TIME : 1:00.239		BEST LAP TIME : 1:00.300		DIFFERENCE : 0.061			
LAP	SECTOR 1	SECTOR 2	LAP TIME	MPH	DIFF	TIME OF DAY	
1 -		26.168	1:11.295	60.99	10.995	13:13:07.556	
2 -	39.343	25.783	1:05.126	66.77	4.826	13:14:12.682	
3 -	38.752	24.976	1:03.728	68.23	3.428	13:15:16.410	
4 -	37.898	25.021	1:02.919	69.11	2.619	13:16:19.329	
5 -	37.261	24.490	1:01.751	70.42	1.451	13:17:21.080	
6 -	36.716	24.296	1:01.012	71.27	0.712	13:18:22.092	
7 -	36.185	24.199	1:00.384 (2)	72.01	0.084	13:19:22.476	
8 -	36.073	24.227	1:00.300 (1)	72.11		13:20:22.776	
9 -	36.776	24.166	1:00.942	71.35	0.642	13:21:23.718	
10 -	36.167	24.356	1:00.523 (3)	71.85	0.223	13:22:24.241	
11 -	36.662	24.643	1:01.305	70.93	1.005	13:23:25.546	

P27 10 C		Ian LAURIE		Triumph Daytona -			
IDEAL LAP TIME : 58.532		BEST LAP TIME : 59.416		DIFFERENCE : 0.884			
LAP	SECTOR 1	SECTOR 2	LAP TIME	MPH	DIFF	TIME OF DAY	
1 -		26.286	1:12.948	59.61	13.532	13:13:09.209	
2 -	38.489	25.252	1:03.741	68.22	4.325	13:14:12.950	
3 -	37.429	25.178	1:02.607	69.45	3.191	13:15:15.557	
4 -	37.483	24.201	1:01.684	70.49	2.268	13:16:17.241	
5 -	36.665	25.615	1:02.280	69.82	2.864	13:17:19.521	
6 -	36.496	24.287	1:00.783	71.54	1.367	13:18:20.304	
7 -	35.868	23.548	59.416 (1)	73.18		13:19:19.720	
8 -	36.578	23.517	1:00.095	72.36	0.679	13:20:19.815	
9 -	35.654	23.921	59.575 (3)	72.99	0.159	13:21:19.390	
10 -	35.963	23.476	59.439 (2)	73.16	0.023	13:22:18.829	

P28 131 C		Blake DIDWELL		Kawasaki ZX6R - Black Widow Exhausts Double Blitz			
IDEAL LAP TIME : 1:00.940		BEST LAP TIME : 1:01.267		DIFFERENCE : 0.327			
LAP	SECTOR 1	SECTOR 2	LAP TIME	MPH	DIFF	TIME OF DAY	
1 -		26.016	1:13.303	59.32	12.036	13:13:09.564	
2 -	39.702	25.230	1:04.932	66.97	3.665	13:14:14.496	
3 -	37.851	24.243	1:02.094	70.03	0.827	13:15:16.590	
4 -	37.598	24.275	1:01.873	70.28	0.606	13:16:18.463	
5 -	37.303	24.565	1:01.868	70.28	0.601	13:17:20.331	
6 -	37.200	24.067	1:01.267 (1)	70.97		13:18:21.598	
7 -	36.873	24.575	1:01.448 (2)	70.76	0.181	13:19:23.046	
8 -	37.324	24.370	1:01.694	70.48	0.427	13:20:24.740	
9 -	36.993	24.595	1:01.588 (3)	70.60	0.321	13:21:26.328	

BMCRC - MRO Championships 2024 - Rnd 1 @ Brands Hatch Indy

DART MRO 600 inc Clubman 600 & GP2/EVO

RACE 11 - BEST SECTORS

SECTOR 1			SECTOR 2			IDEAL / BEST COMPARISON						
POS	NO	NAME	TIME	NO	NAME	TIME	POS	NO	NAME	IDEAL	BEST	DIFF
									PERFECT LAP	53.796		
1	91	HIRST	32.100	5	MACRAE	21.696	1	91	HIRST	54.020	54.077	0.057
2	76	JOHNSON	32.488	39	MONK	21.892	2	212	PALLET	54.471	54.855	0.384
3	212	PALLET	32.550	71	HARDY	21.906	3	76	JOHNSON	54.568	54.687	0.119
4	5	MACRAE	33.018	91	HIRST	21.920	4	5	MACRAE	54.714	54.714	0.000
5	39	MONK	33.098	212	PALLET	21.921	5	39	MONK	54.990	55.465	0.475
6	35	DICKINSON	33.143	76	JOHNSON	22.080	6	71	HARDY	55.107	55.107	0.000
7	1	FOWLE	33.158	3	LAMBDEN	22.176	7	1	FOWLE	55.396	55.628	0.232
8	71	HARDY	33.201	1	FOWLE	22.238	8	35	DICKINSON	55.519	55.829	0.310
9	3	LAMBDEN	33.454	35	DICKINSON	22.376	9	3	LAMBDEN	55.630	55.647	0.017
10	818	BARKER	33.624	165	MONTINI	22.514	10	818	BARKER	56.140	56.290	0.150
11	81	McMULLAN	34.376	818	BARKER	22.516	11	81	McMULLAN	56.979	57.061	0.082
12	531	KOURTI	34.426	83	WINDSOR	22.579	12	83	WINDSOR	57.188	57.354	0.166
13	83	WINDSOR	34.609	81	McMULLAN	22.603	13	531	KOURTI	57.231	57.742	0.511
14	115	MAHER	34.638	115	MAHER	22.640	14	115	MAHER	57.278	57.352	0.074
15	910	GOWER	34.741	531	KOURTI	22.805	15	165	MONTINI	57.309	57.384	0.075
16	165	MONTINI	34.795	910	GOWER	23.048	16	910	GOWER	57.789	58.076	0.287
17	28	WALKER	34.990	54	ANDERTON	23.166	17	28	WALKER	58.230	58.316	0.086
18	10	LAURIE	35.056	28	WALKER	23.240	18	32	ROBINSON	58.415	58.425	0.010
19	32	ROBINSON	35.133	32	ROBINSON	23.282	19	10	LAURIE	58.532	59.416	0.884
20	440	EVERTON	35.362	74	VAUGHAN	23.308	20	54	ANDERTON	58.541	58.541	0.000
21	54	ANDERTON	35.375	440	EVERTON	23.381	21	440	EVERTON	58.743	58.743	0.000
22	624	FEDRICK	35.632	10	LAURIE	23.476	22	74	VAUGHAN	59.042	59.042	0.000
23	74	VAUGHAN	35.734	624	FEDRICK	23.522	23	624	FEDRICK	59.154	59.154	0.000
24	67	ANSELL	35.831	961	SIM	23.614	24	961	SIM	59.498	59.580	0.082
25	961	SIM	35.884	34	MONAGHAN	23.728	25	67	ANSELL	59.628	59.817	0.189
26	44	DUTTON	36.073	67	ANSELL	23.797	26	34	MONAGHAN	59.976	1:00.132	0.156
27	34	MONAGHAN	36.248	131	DIDWELL	24.067	27	44	DUTTON	1:00.239	1:00.300	0.061
28	131	DIDWELL	36.873	44	DUTTON	24.166	28	131	DIDWELL	1:00.940	1:01.267	0.327
29												
30												

BMCRC - MRO Championships 2024 - Rnd 1 @ Brands Hatch Indy

DART MRO 600 inc Clubman 600 & GP2/EVO

RACE 11 - STATISTICS

Competitors Started	29
Planned Start	2024-03-17 @ 13:40:00.000
Actual Start	2024-03-17 @ 13:11:56.260
Finish Time	2024-03-17 @ 13:23:02.523
Track Length	1.2079mi.
Total Laps	315
Total Distance Covered	380.5028mi.

Session Fastest Lap History

NO	CL	NAME	LAP TIME	TIME OF DAY	LAP	VEHICLE
76		Anthony JOHNSON	55.747	13:13:51.401	2	
5		Luke MACRAE	55.361	13:13:51.564	2	Triumph 765
76		Anthony JOHNSON	55.206	13:14:46.606	3	
5		Luke MACRAE	55.135	13:14:46.698	3	Triumph 765
76		Anthony JOHNSON	54.724	13:15:41.331	4	
5		Luke MACRAE	54.714	13:15:41.400	4	Triumph 765
76		Anthony JOHNSON	54.687	13:22:07.196	11	
91		Sam HIRST	54.077	13:23:07.664	12	

Session Leader History

NO	CL	NAME	FROM LAP	LAPS LED	DISTANCE	VEHICLE
76		Anthony JOHNSON	1	12	14.49 miles	

Flag History

TYPE	TIME OF DAY
GREEN	13:11:56.260
FINISH	13:23:02.523

Flag Statistics

TYPE	COUNT	TOTAL LAPS	TOTAL TIME
Green	1	12	13:31.866
Red	0	0	0.000
Safety Car	0	0	0.000
FCY	0	0	0.000

BMCRC - MRO Championships 2024 - Rnd 1 @ Brands Hatch Indy

DART MRO 600 inc Clubman 600 & GP2/EVO

RACE 11 - STATISTICS

CLASS :

14 Starters

Fastest Lap History

NO	NAME	LAP TIME	TIME OF DAY	LAP	VEHICLE
76	Anthony JOHNSON	55.747	13:13:51.401	2	
5	Luke MACRAE	55.361	13:13:51.564	2	Triumph 765
76	Anthony JOHNSON	55.206	13:14:46.606	3	
5	Luke MACRAE	55.135	13:14:46.698	3	Triumph 765
76	Anthony JOHNSON	54.724	13:15:41.331	4	
5	Luke MACRAE	54.714	13:15:41.400	4	Triumph 765
76	Anthony JOHNSON	54.687	13:22:07.196	11	
91	Sam HIRST	54.077	13:23:07.664	12	

Leader History

NO	NAME	FROM LAP	LAPS LED	DISTANCE	VEHICLE
76	Anthony JOHNSON	1	12	14.49 miles	

BMCRC - MRO Championships 2024 - Rnd 1 @ Brands Hatch Indy

DART MRO 600 inc Clubman 600 & GP2/EVO

RACE 11 - STATISTICS

CLASS : C

14 Starters

Fastest Lap History

NO	NAME	LAP TIME	TIME OF DAY	LAP	VEHICLE
39	Aaron MONK	57.280	13:13:58.129	2	Kawasaki Ninja 636
39	Aaron MONK	56.924	13:14:55.055	3	Kawasaki Ninja 636
39	Aaron MONK	55.860	13:16:48.022	5	Kawasaki Ninja 636
39	Aaron MONK	55.841	13:17:43.880	6	Kawasaki Ninja 636
39	Aaron MONK	55.465	13:20:31.106	9	Kawasaki Ninja 636

Leader History

NO	NAME	FROM LAP	LAPS LED	DISTANCE	VEHICLE
39	Aaron MONK	1	12	14.49 miles	Kawasaki Ninja 636

BMCRC - MRO Championships 2024 - Rnd 1 @ Brands Hatch Indy

DART MRO 600 inc Clubman 600 & GP2/EVO

RACE 11 - STATISTICS

CLASS : EVO

1 Starters

Fastest Lap History

NO	NAME	LAP TIME	TIME OF DAY	LAP	VEHICLE
71	Maximus HARDY	57.960	13:13:56.487	2	Triumph 675R
71	Maximus HARDY	57.413	13:14:53.900	3	Triumph 675R
71	Maximus HARDY	57.006	13:15:50.905	4	Triumph 675R
71	Maximus HARDY	56.544	13:16:47.449	5	Triumph 675R
71	Maximus HARDY	55.688	13:17:43.137	6	Triumph 675R
71	Maximus HARDY	55.455	13:18:38.592	7	Triumph 675R
71	Maximus HARDY	55.398	13:19:33.991	8	Triumph 675R
71	Maximus HARDY	55.282	13:20:29.272	9	Triumph 675R
71	Maximus HARDY	55.107	13:22:19.867	11	Triumph 675R

Leader History

NO	NAME	FROM LAP	LAPS LED	DISTANCE	VEHICLE
71	Maximus HARDY	1	12	14.49 miles	Triumph 675R



BMCRC - MRO Championships 2024 - Rnd 1 @ Brands Hatch Indy

DART MRO 600 inc Clubman 600 & GP2/EVO

RACE 23 - GRID (10 Laps)

ROW 11	33	134	Donald GILBERT	32	84	George HIGGINS	31	65	Ian SOILLEUX
ROW 10	30	56	Michael MILLS	29	131	Blake DIDWELL	28	44	James DUTTON
ROW 9	27	34	Owen MONAGHAN	26	67	Edward ANSELL	25	961	Jack SIM
ROW 8	24	10	Ian LAURIE	23	624	Matthew FEDRICK	22	74	Tom VAUGHAN
ROW 7	21	440	Elijah EVERTON	20	54	Jake ANDERTON	19	32	James ROBINSON
ROW 6	18	28	Tom WALKER	17	910	Harry GOWER	16	531	Jake KOURTI
ROW 5	15	165	Frank MONTINI	14	80	Morgan CREASEY	13	83	Andy WINDSOR
ROW 4	12	115	Brian MAHER	11	81	Fred McMULLAN	10	818	Alex BARKER
ROW 3	9	35	Kai DICKINSON	8	3	Joey LAMB DEN	7	1	Harry FOWLE
ROW 2	6	39	Aaron MONK	5	71	Maximus HARDY	4	212	Matt PALLETT
ROW 1	3	5	Luke MACRAE	2	76	Anthony JOHNSON	1	91	Sam HIRST
Pole									

These results are provisional until the conclusion of any judicial and technical matters.

Brands Hatch Indy: 1.2079 miles

Clerk Of Course:	Stewards:	Timekeeper:	<i>Craig Smith</i>	
------------------	-----------	-------------	--------------------	--

Results can be found at www.tsl-timing.com

Printed - 13:28 Sunday, 17 March 2024





BMCRC - MRO Championships 2024 - Rnd 1 @ Brands Hatch Indy

DART MRO 600 inc Clubman 600 & GP2/EVO

RACE 23 - CLASSIFICATION

Race Distance: 7 Laps / 8.45 miles

POS	NO	CL	PIC	NAME	ENTRY	LAPS	TIME	GAP	DIFF	MPH	BEST	ON	GRD	↑↓
1	76		1	Anthony JOHNSON	- INTA MOTORCYCLE SERVICES LTD	7	5:53.838			86.02	49.364	6	2	1
2	1		2	Harry FOWLE	Yamaha R6 - HF Refinishing Racing	7	5:56.318	2.480	2.480	85.42	49.514	4	7	5
3	71	EVO	1	Maximus HARDY	Triumph 675R - DAD	7	5:56.517	2.679	0.199	85.38	49.617	5	5	2
4	91		3	Sam HIRST	- Team Valley Racing	7	5:56.901	3.063	0.384	85.29	49.805	5	1	-3
5	5		4	Luke MACRAE	Triumph 765 - Bournephoto.co.uk	7	6:00.927	7.089	4.026	84.33	50.275	7	3	-2
6	3		5	Joey LAMBDEN	Kawasaki ZX600 RBF -	7	6:02.408	8.570	1.481	83.99	49.896	7	8	2
7	212		6	Matt PALLETT	Kawasaki ZX636 - BDA Chartered Architects	7	6:04.485	10.647	2.077	83.51	50.633	7	4	-3
8	80		7	Morgan CREASEY	Yamaha R6 - Warics Ltd	7	6:04.634	10.796	0.149	83.48	50.419	7	14	6
9	818		8	Alex BARKER	Yamaha R6 - Barker Woodrow LTD & SS5 Construction LTD	7	6:05.657	11.819	1.023	83.24	50.182	7	10	1
10	39	C	1	Aaron MONK	Kawasaki Ninja 636 - flyaspitfire.co.uk	7	6:06.251	12.413	0.594	83.11	50.808	7	6	-4
11	35		9	Kai DICKINSON	Kawasaki ZX636 -	7	6:07.015	13.177	0.764	82.93	50.806	4	9	-2
12	961		10	Jack SIM	Kawasaki ZX6 R - Vanguard Motorsport, Platform Lift Engine	7	6:07.091	13.253	0.076	82.92	50.590	4	25	13
13	531	C	2	Jake KOURTI	Yamaha R6 - Red Mist Ltd/ GK Tree Surgeons Ltd/JWG Mot	7	6:07.386	13.548	0.295	82.85	50.415	7	16	3
14	624	C	3	Matthew FEDRICK	Yamaha R6 - Matthew Fedrick farriers ltd/ Palmer Race Sco	7	6:17.876	24.038	10.490	80.55	52.107	7	23	9
15	28	C	4	Tom WALKER	Yamaha R6 - TRW Racing	7	6:18.116	24.278	0.240	80.50	51.798	6	18	3
16	81		11	Fred McMULLAN	Kawasaki ZX636 - Orwell Motorcycles ipswich	7	6:18.328	24.490	0.212	80.45	51.738	7	11	-5
17	115	C	5	Brian MAHER	Yamaha R6 -	7	6:19.195	25.357	0.867	80.27	52.217	7	12	-5
18	910	C	6	Harry GOWER	Triumph Daytona 675 - RG Racing	7	6:23.379	29.541	4.184	79.39	53.189	6	17	-1
19	74	C	7	Tom VAUGHAN	Yamaha R6 - Lamonde,Smiths Mechanical Support	7	6:30.203	36.365	6.824	78.01	54.318	7	22	3
20	67	C	8	Edward ANSELL	Triumph 675 - E a Ansell contractors	7	6:33.640	39.802	3.437	77.33	53.516	7	26	6
21	54	C	9	Jake ANDERTON	Yamaha R6 - Hunter Racing	7	6:34.014	40.176	0.374	77.25	53.968	7	20	-1
22	440	C	10	Elijah EVERTON	Kawasaki Ninja 600 -	7	6:37.699	43.861	3.685	76.54	55.269	7	21	-1
23	44		12	James DUTTON	Kawasaki ZX6 R - AMR Motorcycles	7	6:38.417	44.579	0.718	76.40	55.347	6	28	5
24	34		13	Owen MONAGHAN	Yamaha R6 - RLT Racing	7	6:47.866	54.028	9.449	74.63	56.461	7	27	3

NOT CLASSIFIED

DNF	165	C		Frank MONTINI	Triumph Daytona 675R - Sara Johnson	1	1:00.798	6 Laps	6 Laps	71.52				15
-----	-----	---	--	---------------	-------------------------------------	---	----------	--------	--------	-------	--	--	--	----

FASTEST LAP

76	Anthony JOHNSON	- INTA MOTORCYCLE SERVICES LTD	6	49.364	88.09 mph	141.77 kph
71	EVO	Maximus HARDY	5	49.617	87.64 mph	141.04 kph
531	C	Jake KOURTI	7	50.415	86.25 mph	138.81 kph

Comments:

Class - 92.5% of Race Speed = 79.56 mph
 Class EVO - 92.5% of Race Speed = 78.97 mph
 Class C - 92.5% of Race Speed = 76.87 mph

Weather / Track : Cloudy / Dry

Date: 17/03/2024 Start: 17:00 Finish: 17:06

These results are provisional until the conclusion of any judicial and technical matters.

Brands Hatch Indy: 1.2079 miles

Clerk Of Course:	Stewards:	Timekeeper:	
		<i>Craig Smith</i>	

Results can be found at www.tsl-timing.com

Printed - 17:09 Sunday, 17 March 2024



BMCRC - MRO Championships 2024 - Rnd 1 @ Brands Hatch Indy

DART MRO 600 inc Clubman 600 & GP2/EVO

RACE 23 - LAP CHART

LAP 1 @ 17:01:18.710

NO	BEHIND	LAP TIME
91		55.519
76	0.142	55.661
71	0.654	56.173
212	0.726	56.245
5	0.835	56.354
1	1.298	56.817
39	2.255	57.774
35	2.986	58.505
3	3.029	58.548
80	3.093	58.612
818	3.252	58.771
115	4.430	59.949
531	4.605	1:00.124
81	4.742	1:00.261
961	4.790	1:00.309
165	5.279	1:00.798
910	5.689	1:01.208
624	5.737	1:01.256
28	6.118	1:01.637
74	7.194	1:02.713
440	7.340	1:02.859
54	7.576	1:03.095
67	8.269	1:03.788
44	8.446	1:03.965
34	9.999	1:05.518

LAP 2 @ 17:02:08.990

NO	BEHIND	LAP TIME
76		50.138
91	0.487	50.767
71	0.879	50.505
1	1.506	50.488
5	2.271	51.716
212	2.478	52.032
39	4.123	52.148
3	4.328	51.579
80	4.547	51.734
818	4.786	51.814
35	5.542	52.836
961	6.396	51.886
531	6.695	52.370
115	7.889	53.739
81	8.128	53.666
624	8.205	52.748
910	9.674	54.265
28	9.886	54.048
74	11.485	54.571
440	13.406	56.346
54	13.738	56.442
67	14.038	56.049
44	14.428	56.262
34	17.535	57.816

LAP 3 @ 17:02:59.020

NO	BEHIND	LAP TIME
76		50.030
91	0.683	50.226
71	1.073	50.224
1	1.247	49.771
5	3.228	50.987
212	4.309	51.861
39	5.807	51.714

3	5.892	51.594
80	6.231	51.714
818	6.470	51.714
35	7.359	51.847
961	7.668	51.302
531	8.233	51.568
115	11.617	53.758
624	11.682	53.507
81	11.838	53.740
910	13.289	53.645
28	13.478	53.622
74	16.387	54.932
54	19.580	55.872
67	20.117	56.109
440	20.197	56.821
44	20.941	56.543
34	24.758	57.253

LAP 4 @ 17:03:48.702

NO	BEHIND	LAP TIME
76		49.682
91	0.887	49.886
1	1.079	49.514
71	1.542	50.151
5	4.106	50.560
212	5.782	51.155
3	6.155	49.945
39	7.341	51.216
80	7.723	51.174
818	7.969	51.181
35	8.483	50.806
961	8.576	50.590
531	9.583	51.032
624	14.963	52.963
115	15.358	53.423
81	15.505	53.349
28	15.661	51.865
910	16.922	53.315
74	21.142	54.437
54	24.751	54.853
67	24.972	54.537
440	26.122	55.607
44	26.735	55.476
34	32.295	57.219

LAP 5 @ 17:04:38.069

NO	BEHIND	LAP TIME
76		49.367
91	1.325	49.805
1	1.646	49.934
71	1.792	49.617
5	5.351	50.612
3	7.651	50.863
212	7.850	51.435
80	8.843	50.487
39	9.087	51.113
818	9.345	50.743
35	10.051	50.935
961	10.136	50.927
531	11.235	51.019
624	18.316	52.720
115	19.022	53.031
81	19.129	52.991
28	19.388	53.094
910	21.424	53.869

74	26.358	54.583
54	30.145	54.761
67	30.263	54.658
440	32.253	55.498
44	32.786	55.418
34	40.057	57.129

LAP 6 @ 17:05:27.433

NO	BEHIND	LAP TIME
76		49.364
91	2.155	50.194
1	2.333	50.051
71	2.498	50.070
5	6.410	50.423
3	8.270	49.983
212	9.610	51.124
80	9.973	50.494
39	11.201	51.478
818	11.233	51.252
35	11.784	51.097
961	11.851	51.079
531	12.729	50.858
624	21.527	52.575
28	21.822	51.798
81	22.348	52.583
115	22.736	53.078
910	25.249	53.189
74	31.643	54.649
54	35.804	55.023
67	35.882	54.983
440	38.188	55.299
44	38.769	55.347
34	47.163	56.470

LAP 7 @ 17:06:17.029

NO	BEHIND	LAP TIME
76		49.596
1	2.480	49.743
71	2.679	49.777
91	3.063	50.504
5	7.089	50.275
3	8.570	49.896
212	10.647	50.633
80	10.796	50.419
818	11.819	50.182
39	12.413	50.808
35	13.177	50.989
961	13.253	50.998
531	13.548	50.415
624	24.038	52.107
28	24.278	52.052
81	24.490	51.738
115	25.357	52.217
910	29.541	53.888
74	36.365	54.318
67	39.802	53.516
54	40.176	53.968
440	43.861	55.269
44	44.579	55.406
34	54.028	56.461

BMCRC - MRO Championships 2024 - Rnd 1 @ Brands Hatch Indy

DART MRO 600 inc Clubman 600 & GP2/EVO

RACE 23 - POSITION CHART

No	Name	Lap Pos	1	2	3	4	5	6	7
			91	HIRST	1	91	76	76	76
76	JOHNSON	2	76	91	91	91	91	91	1
5	MACRAE	3	71	71	71	1	1	1	71
212	PALLET	4	212	1	1	71	71	71	91
71	HARDY	5	5	5	5	5	5	5	5
39	MONK	6	1	212	212	212	3	3	3
1	FOWLE	7	39	39	39	3	212	212	212
3	LAMB DEN	8	35	3	3	39	80	80	80
35	DICKINSON	9	3	80	80	80	39	39	818
818	BARKER	10	80	818	818	818	818	818	39
81	McMULLAN	11	818	35	35	35	35	35	35
115	MAHER	12	115	961	961	961	961	961	961
80	CREASEY	13	531	531	531	531	531	531	531
165	MONTINI	14	81	115	115	624	624	624	624
531	KOURTI	15	961	81	624	115	115	28	28
910	GOWER	16	165	624	81	81	81	81	81
28	WALKER	17	910	910	910	28	28	115	115
54	ANDERTON	18	624	28	28	910	910	910	910
440	EVERTON	19	28	74	74	74	74	74	74
74	VAUGHAN	20	74	440	54	54	54	54	67
624	FEDRICK	21	440	54	67	67	67	67	54
961	SIM	22	54	67	440	440	440	440	440
67	ANSELL	23	67	44	44	44	44	44	44
34	MONAGHAN	24	44	34	34	34	34	34	34
44	DUTTON	25	34						

BMCRC - MRO Championships 2024 - Rnd 1 @ Brands Hatch Indy

DART MRO 600 inc Clubman 600 & GP2/EVO

RACE 23 - SECTOR ANALYSIS



SECTOR 1 = FL to I1, SECTOR 2 = I1 to FL, DIFF = Difference To Personal Best Lap, P = Crossed Finish Line in Pit Lane, D = Time Disallowed

P1 76		Anthony JOHNSON		- INTA MOTORCYCLE SERVICES LTD		
IDEAL LAP TIME : 49.292		BEST LAP TIME : 49.364		DIFFERENCE : 0.072		
LAP	SECTOR 1	SECTOR 2	LAP TIME	MPH	DIFF	TIME OF DAY
1 -		20.207	55.661	78.12	6.297	17:01:18.852
2 -	29.992	20.146	50.138	86.73	0.774	17:02:08.990
3 -	29.965	20.065	50.030	86.91	0.666	17:02:59.020
4 -	29.773	19.909	49.682	87.52	0.318	17:03:48.702
5 -	29.481	19.886	49.367 (2)	88.08	0.003	17:04:38.069
6 -	29.553	19.811	49.364 (1)	88.09		17:05:27.433
7 -	29.623	19.973	49.596 (3)	87.68	0.232	17:06:17.029

P2 1		Harry FOWLE		Yamaha R6 - HF Refinishing Racing		
IDEAL LAP TIME : 49.514		BEST LAP TIME : 49.514		DIFFERENCE : 0.000		
LAP	SECTOR 1	SECTOR 2	LAP TIME	MPH	DIFF	TIME OF DAY
1 -		20.472	56.817	76.53	7.303	17:01:20.008
2 -	30.616	19.872	50.488	86.13	0.974	17:02:10.496
3 -	29.818	19.953	49.771 (3)	87.37	0.257	17:03:00.267
4 -	29.703	19.811	49.514 (1)	87.82		17:03:49.781
5 -	30.076	19.858	49.934	87.08	0.420	17:04:39.715
6 -	29.831	20.220	50.051	86.88	0.537	17:05:29.766
7 -	29.912	19.831	49.743 (2)	87.42	0.229	17:06:19.509

P3 71 EVO		Maximus HARDY		Triumph 675R - DAD		
IDEAL LAP TIME : 49.617		BEST LAP TIME : 49.617		DIFFERENCE : 0.000		
LAP	SECTOR 1	SECTOR 2	LAP TIME	MPH	DIFF	TIME OF DAY
1 -		20.215	56.173	77.41	6.556	17:01:19.364
2 -	30.219	20.286	50.505	86.10	0.888	17:02:09.869
3 -	30.061	20.163	50.224	86.58	0.607	17:03:00.093
4 -	30.106	20.045	50.151	86.71	0.534	17:03:50.244
5 -	29.850	19.767	49.617 (1)	87.64		17:04:39.861
6 -	29.901	20.169	50.070 (3)	86.85	0.453	17:05:29.931
7 -	29.983	19.794	49.777 (2)	87.36	0.160	17:06:19.708

P4 91		Sam HIRST		- Team Valley Racing		
IDEAL LAP TIME : 49.782		BEST LAP TIME : 49.805		DIFFERENCE : 0.023		
LAP	SECTOR 1	SECTOR 2	LAP TIME	MPH	DIFF	TIME OF DAY
1 -		20.269	55.519	78.32	5.714	17:01:18.710
2 -	30.600	20.167	50.767	85.65	0.962	17:02:09.477
3 -	30.235	19.991	50.226	86.58	0.421	17:02:59.703
4 -	30.045	19.841	49.886 (2)	87.17	0.081	17:03:49.589
5 -	29.941	19.864	49.805 (1)	87.31		17:04:39.394
6 -	30.018	20.176	50.194 (3)	86.63	0.389	17:05:29.588
7 -	30.528	19.976	50.504	86.10	0.699	17:06:20.092

P5 5		Luke MACRAE		Triumph 765 - Bournephoto.co.uk		
IDEAL LAP TIME : 50.180		BEST LAP TIME : 50.275		DIFFERENCE : 0.095		
LAP	SECTOR 1	SECTOR 2	LAP TIME	MPH	DIFF	TIME OF DAY
1 -		20.420	56.354	77.16	6.079	17:01:19.545
2 -	31.499	20.217	51.716	84.08	1.441	17:02:11.261
3 -	30.869	20.118	50.987	85.28	0.712	17:03:02.248
4 -	30.446	20.114	50.560 (3)	86.00	0.285	17:03:52.808
5 -	30.590	20.022	50.612	85.92	0.337	17:04:43.420
6 -	30.391	20.032	50.423 (2)	86.24	0.148	17:05:33.843
7 -	30.158	20.117	50.275 (1)	86.49		17:06:24.118

BMCRC - MRO Championships 2024 - Rnd 1 @ Brands Hatch Indy

DART MRO 600 inc Clubman 600 & GP2/EVO

RACE 23 - SECTOR ANALYSIS



SECTOR 1 = FL to I1, SECTOR 2 = I1 to FL, DIFF = Difference To Personal Best Lap, P = Crossed Finish Line in Pit Lane, D = Time Disallowed

P6		3		Joey LAMB DEN		Kawasaki ZX600 RBF -	
IDEAL LAP TIME : 49.689		BEST LAP TIME : 49.896		DIFFERENCE : 0.207			
LAP	SECTOR 1	SECTOR 2	LAP TIME	MPH	DIFF	TIME OF DAY	
1 -		20.874	58.548	74.27	8.652	17:01:21.739	
2 -	31.129	20.450	51.579	84.30	1.683	17:02:13.318	
3 -	31.328	20.266	51.594	84.28	1.698	17:03:04.912	
4 -	30.234	19.711	49.945 (2)	87.06	0.049	17:03:54.857	
5 -	30.730	20.133	50.863	85.49	0.967	17:04:45.720	
6 -	30.082	19.901	49.983 (3)	87.00	0.087	17:05:35.703	
7 -	29.978	19.918	49.896 (1)	87.15		17:06:25.599	

P7		212		Matt PALLETT		Kawasaki ZX636 - BDA Chartered Architects	
IDEAL LAP TIME : 50.633		BEST LAP TIME : 50.633		DIFFERENCE : 0.000			
LAP	SECTOR 1	SECTOR 2	LAP TIME	MPH	DIFF	TIME OF DAY	
1 -		20.510	56.245	77.31	5.612	17:01:19.436	
2 -	31.457	20.575	52.032	83.57	1.399	17:02:11.468	
3 -	31.420	20.441	51.861	83.85	1.228	17:03:03.329	
4 -	30.885	20.270	51.155 (3)	85.00	0.522	17:03:54.484	
5 -	30.919	20.516	51.435	84.54	0.802	17:04:45.919	
6 -	30.774	20.350	51.124 (2)	85.05	0.491	17:05:37.043	
7 -	30.417	20.216	50.633 (1)	85.88		17:06:27.676	

P8		80		Morgan CREASEY		Yamaha R6 - Warics Ltd	
IDEAL LAP TIME : 50.351		BEST LAP TIME : 50.419		DIFFERENCE : 0.068			
LAP	SECTOR 1	SECTOR 2	LAP TIME	MPH	DIFF	TIME OF DAY	
1 -		21.058	58.612	74.19	8.193	17:01:21.803	
2 -	31.245	20.489	51.734	84.05	1.315	17:02:13.537	
3 -	31.310	20.404	51.714	84.08	1.295	17:03:05.251	
4 -	30.971	20.203	51.174	84.97	0.755	17:03:56.425	
5 -	30.364	20.123	50.487 (2)	86.13	0.068	17:04:46.912	
6 -	30.362	20.132	50.494 (3)	86.12	0.075	17:05:37.406	
7 -	30.430	19.989	50.419 (1)	86.24		17:06:27.825	

P9		818		Alex BARKER		Yamaha R6 - Barker Woodrow LTD & SS5 Construction LTD	
IDEAL LAP TIME : 50.182		BEST LAP TIME : 50.182		DIFFERENCE : 0.000			
LAP	SECTOR 1	SECTOR 2	LAP TIME	MPH	DIFF	TIME OF DAY	
1 -		20.616	58.771	73.99	8.589	17:01:21.962	
2 -	31.459	20.355	51.814	83.92	1.632	17:02:13.776	
3 -	31.475	20.239	51.714	84.08	1.532	17:03:05.490	
4 -	30.940	20.241	51.181 (3)	84.96	0.999	17:03:56.671	
5 -	30.718	20.025	50.743 (2)	85.69	0.561	17:04:47.414	
6 -	31.011	20.241	51.252	84.84	1.070	17:05:38.666	
7 -	30.265	19.917	50.182 (1)	86.65		17:06:28.848	

P10		39 C		Aaron MONK		Kawasaki Ninja 636 - flyaspitfire.co.uk	
IDEAL LAP TIME : 50.808		BEST LAP TIME : 50.808		DIFFERENCE : 0.000			
LAP	SECTOR 1	SECTOR 2	LAP TIME	MPH	DIFF	TIME OF DAY	
1 -		20.818	57.774	75.26	6.966	17:01:20.965	
2 -	31.671	20.477	52.148	83.38	1.340	17:02:13.113	
3 -	31.378	20.336	51.714	84.08	0.906	17:03:04.827	
4 -	31.036	20.180	51.216 (3)	84.90	0.408	17:03:56.043	
5 -	31.039	20.074	51.113 (2)	85.07	0.305	17:04:47.156	
6 -	31.124	20.354	51.478	84.47	0.670	17:05:38.634	
7 -	30.770	20.038	50.808 (1)	85.58		17:06:29.442	

BMCRC - MRO Championships 2024 - Rnd 1 @ Brands Hatch Indy

DART MRO 600 inc Clubman 600 & GP2/EVO

RACE 23 - SECTOR ANALYSIS



SECTOR 1 = FL to I1, SECTOR 2 = I1 to FL, DIFF = Difference To Personal Best Lap, P = Crossed Finish Line in Pit Lane, D = Time Disallowed

P11 35		Kai DICKINSON		Kawasaki ZX636 -			
IDEAL LAP TIME : 50.806		BEST LAP TIME : 50.806		DIFFERENCE : 0.000			
LAP	SECTOR 1	SECTOR 2	LAP TIME	MPH	DIFF	TIME OF DAY	
1 -		21.121	58.505	74.32	7.699	17:01:21.696	
2 -	32.030	20.806	52.836	82.30	2.030	17:02:14.532	
3 -	31.310	20.537	51.847	83.87	1.041	17:03:06.379	
4 -	30.442	20.364	50.806 (1)	85.59		17:03:57.185	
5 -	30.500	20.435	50.935 (2)	85.37	0.129	17:04:48.120	
6 -	30.679	20.418	51.097	85.10	0.291	17:05:39.217	
7 -	30.603	20.386	50.989 (3)	85.28	0.183	17:06:30.206	

P12 961		Jack SIM		Kawasaki ZX6 R - Vanguard Motorsport, Platform Lift Engineers			
IDEAL LAP TIME : 50.590		BEST LAP TIME : 50.590		DIFFERENCE : 0.000			
LAP	SECTOR 1	SECTOR 2	LAP TIME	MPH	DIFF	TIME OF DAY	
1 -		20.804	1:00.309	72.10	9.719	17:01:23.500	
2 -	31.507	20.379	51.886	83.81	1.296	17:02:15.386	
3 -	31.088	20.214	51.302	84.76	0.712	17:03:06.688	
4 -	30.543	20.047	50.590 (1)	85.95		17:03:57.278	
5 -	30.747	20.180	50.927 (2)	85.38	0.337	17:04:48.205	
6 -	30.778	20.301	51.079	85.13	0.489	17:05:39.284	
7 -	30.805	20.193	50.998 (3)	85.27	0.408	17:06:30.282	

P13 531 C		Jake KOURTI		Yamaha R6 - Red Mist Ltd/ GK Tree Surgeons Ltd/JWG Motorc			
IDEAL LAP TIME : 50.415		BEST LAP TIME : 50.415		DIFFERENCE : 0.000			
LAP	SECTOR 1	SECTOR 2	LAP TIME	MPH	DIFF	TIME OF DAY	
1 -		21.065	1:00.124	72.32	9.709	17:01:23.315	
2 -	32.070	20.300	52.370	83.03	1.955	17:02:15.685	
3 -	31.383	20.185	51.568	84.32	1.153	17:03:07.253	
4 -	30.868	20.164	51.032	85.21	0.617	17:03:58.285	
5 -	30.966	20.053	51.019 (3)	85.23	0.604	17:04:49.304	
6 -	30.777	20.081	50.858 (2)	85.50	0.443	17:05:40.162	
7 -	30.505	19.910	50.415 (1)	86.25		17:06:30.577	

P14 624 C		Matthew FEDRICK		Yamaha R6 - Matthew Fedrick farriers ltd/ Palmer Race Skool			
IDEAL LAP TIME : 52.107		BEST LAP TIME : 52.107		DIFFERENCE : 0.000			
LAP	SECTOR 1	SECTOR 2	LAP TIME	MPH	DIFF	TIME OF DAY	
1 -		21.314	1:01.256	70.99	9.149	17:01:24.447	
2 -	32.083	20.665	52.748	82.44	0.641	17:02:17.195	
3 -	32.350	21.157	53.507	81.27	1.400	17:03:10.702	
4 -	32.047	20.916	52.963	82.10	0.856	17:04:03.665	
5 -	32.082	20.638	52.720 (3)	82.48	0.613	17:04:56.385	
6 -	31.857	20.718	52.575 (2)	82.71	0.468	17:05:48.960	
7 -	31.519	20.588	52.107 (1)	83.45		17:06:41.067	

P15 28 C		Tom WALKER		Yamaha R6 - TRW Racing			
IDEAL LAP TIME : 51.734		BEST LAP TIME : 51.798		DIFFERENCE : 0.064			
LAP	SECTOR 1	SECTOR 2	LAP TIME	MPH	DIFF	TIME OF DAY	
1 -		21.480	1:01.637	70.55	9.839	17:01:24.828	
2 -	32.639	21.409	54.048	80.45	2.250	17:02:18.876	
3 -	32.554	21.068	53.622	81.09	1.824	17:03:12.498	
4 -	31.523	20.342	51.865 (2)	83.84	0.067	17:04:04.363	
5 -	32.249	20.845	53.094	81.90	1.296	17:04:57.457	
6 -	31.392	20.406	51.798 (1)	83.95		17:05:49.255	
7 -	31.458	20.594	52.052 (3)	83.54	0.254	17:06:41.307	

BMCRC - MRO Championships 2024 - Rnd 1 @ Brands Hatch Indy

DART MRO 600 inc Clubman 600 & GP2/EVO

RACE 23 - SECTOR ANALYSIS



SECTOR 1 = FL to I1, SECTOR 2 = I1 to FL, DIFF = Difference To Personal Best Lap, P = Crossed Finish Line in Pit Lane, D = Time Disallowed

P16 81 Fred McMULLAN		Kawasaki ZX636 - Orwell Motorcycles ipswich				
IDEAL LAP TIME : 51.738		BEST LAP TIME : 51.738		DIFFERENCE : 0.000		
LAP	SECTOR 1	SECTOR 2	LAP TIME	MPH	DIFF	TIME OF DAY
1 -		21.391	1:00.261	72.16	8.523	17:01:23.452
2 -	32.762	20.904	53.666	81.03	1.928	17:02:17.118
3 -	32.593	21.147	53.740	80.91	2.002	17:03:10.858
4 -	32.427	20.922	53.349	81.51	1.611	17:04:04.207
5 -	32.183	20.808	52.991 (3)	82.06	1.253	17:04:57.198
6 -	32.114	20.469	52.583 (2)	82.69	0.845	17:05:49.781
7 -	31.286	20.452	51.738 (1)	84.05		17:06:41.519

P17 115 C Brian MAHER		Yamaha R6 -				
IDEAL LAP TIME : 52.217		BEST LAP TIME : 52.217		DIFFERENCE : 0.000		
LAP	SECTOR 1	SECTOR 2	LAP TIME	MPH	DIFF	TIME OF DAY
1 -		21.262	59.949	72.53	7.732	17:01:23.140
2 -	32.810	20.929	53.739	80.92	1.522	17:02:16.879
3 -	32.584	21.174	53.758	80.89	1.541	17:03:10.637
4 -	32.393	21.030	53.423	81.39	1.206	17:04:04.060
5 -	32.167	20.864	53.031 (2)	82.00	0.814	17:04:57.091
6 -	32.384	20.694	53.078 (3)	81.92	0.861	17:05:50.169
7 -	31.657	20.560	52.217 (1)	83.27		17:06:42.386

P18 910 C Harry GOWER		Triumph Daytona 675 - RG Racing				
IDEAL LAP TIME : 53.081		BEST LAP TIME : 53.189		DIFFERENCE : 0.108		
LAP	SECTOR 1	SECTOR 2	LAP TIME	MPH	DIFF	TIME OF DAY
1 -		21.411	1:01.208	71.04	8.019	17:01:24.399
2 -	32.990	21.275	54.265	80.13	1.076	17:02:18.664
3 -	32.559	21.086	53.645 (3)	81.06	0.456	17:03:12.309
4 -	32.378	20.937	53.315 (2)	81.56	0.126	17:04:05.624
5 -	32.476	21.393	53.869	80.72	0.680	17:04:59.493
6 -	32.144	21.045	53.189 (1)	81.75		17:05:52.682
7 -	32.563	21.325	53.888	80.69	0.699	17:06:46.570

P19 74 C Tom VAUGHAN		Yamaha R6 - Lamonde,Smiths Mechanical Support				
IDEAL LAP TIME : 54.305		BEST LAP TIME : 54.318		DIFFERENCE : 0.013		
LAP	SECTOR 1	SECTOR 2	LAP TIME	MPH	DIFF	TIME OF DAY
1 -		22.131	1:02.713	69.34	8.395	17:01:25.904
2 -	33.169	21.402	54.571 (3)	79.68	0.253	17:02:20.475
3 -	33.476	21.456	54.932	79.16	0.614	17:03:15.407
4 -	33.032	21.405	54.437 (2)	79.88	0.119	17:04:09.844
5 -	33.064	21.519	54.583	79.66	0.265	17:05:04.427
6 -	33.093	21.556	54.649	79.57	0.331	17:05:59.076
7 -	32.903	21.415	54.318 (1)	80.05		17:06:53.394

P20 67 C Edward ANSELL		Triumph 675 - E a Ansell contractors				
IDEAL LAP TIME : 53.516		BEST LAP TIME : 53.516		DIFFERENCE : 0.000		
LAP	SECTOR 1	SECTOR 2	LAP TIME	MPH	DIFF	TIME OF DAY
1 -		21.871	1:03.788	68.17	10.272	17:01:26.979
2 -	33.760	22.289	56.049	77.58	2.533	17:02:23.028
3 -	34.481	21.628	56.109	77.50	2.593	17:03:19.137
4 -	32.926	21.611	54.537 (2)	79.73	1.021	17:04:13.674
5 -	33.364	21.294	54.658 (3)	79.56	1.142	17:05:08.332
6 -	33.543	21.440	54.983	79.08	1.467	17:06:03.315
7 -	32.498	21.018	53.516 (1)	81.25		17:06:56.831

BMCRC - MRO Championships 2024 - Rnd 1 @ Brands Hatch Indy

DART MRO 600 inc Clubman 600 & GP2/EVO

RACE 23 - SECTOR ANALYSIS



SECTOR 1 = FL to I1, SECTOR 2 = I1 to FL, DIFF = Difference To Personal Best Lap, P = Crossed Finish Line in Pit Lane, D = Time Disallowed

P21 54 C		Jake ANDERTON		Yamaha R6 - Hunter Racing			
IDEAL LAP TIME : 53.968		BEST LAP TIME : 53.968		DIFFERENCE : 0.000			
LAP	SECTOR 1	SECTOR 2	LAP TIME	MPH	DIFF	TIME OF DAY	
1 -		22.279	1:03.095	68.92	9.127	17:01:26.286	
2 -	34.038	22.404	56.442	77.04	2.474	17:02:22.728	
3 -	34.204	21.668	55.872	77.83	1.904	17:03:18.600	
4 -	33.222	21.631	54.853 (3)	79.27	0.885	17:04:13.453	
5 -	33.284	21.477	54.761 (2)	79.41	0.793	17:05:08.214	
6 -	33.497	21.526	55.023	79.03	1.055	17:06:03.237	
7 -	32.978	20.990	53.968 (1)	80.57		17:06:57.205	

P22 440 C		Elijah EVERTON		Kawasaki Ninja 600 -			
IDEAL LAP TIME : 55.232		BEST LAP TIME : 55.269		DIFFERENCE : 0.037			
LAP	SECTOR 1	SECTOR 2	LAP TIME	MPH	DIFF	TIME OF DAY	
1 -		22.524	1:02.859	69.17	7.590	17:01:26.050	
2 -	34.165	22.181	56.346	77.17	1.077	17:02:22.396	
3 -	34.610	22.211	56.821	76.53	1.552	17:03:19.217	
4 -	33.634	21.973	55.607	78.20	0.338	17:04:14.824	
5 -	33.563	21.935	55.498 (3)	78.35	0.229	17:05:10.322	
6 -	33.531	21.768	55.299 (2)	78.63	0.030	17:06:05.621	
7 -	33.464	21.805	55.269 (1)	78.68		17:07:00.890	

P23 44		James DUTTON		Kawasaki ZX6 R - AMR Motorcycles			
IDEAL LAP TIME : 55.347		BEST LAP TIME : 55.347		DIFFERENCE : 0.000			
LAP	SECTOR 1	SECTOR 2	LAP TIME	MPH	DIFF	TIME OF DAY	
1 -		22.593	1:03.965	67.98	8.618	17:01:27.156	
2 -	34.118	22.144	56.262	77.29	0.915	17:02:23.418	
3 -	34.241	22.302	56.543	76.90	1.196	17:03:19.961	
4 -	33.300	22.176	55.476	78.38	0.129	17:04:15.437	
5 -	33.303	22.115	55.418 (3)	78.46	0.071	17:05:10.855	
6 -	33.251	22.096	55.347 (1)	78.56		17:06:06.202	
7 -	33.275	22.131	55.406 (2)	78.48	0.059	17:07:01.608	

P24 34		Owen MONAGHAN		Yamaha R6 - RLT Racing			
IDEAL LAP TIME : 56.343		BEST LAP TIME : 56.461		DIFFERENCE : 0.118			
LAP	SECTOR 1	SECTOR 2	LAP TIME	MPH	DIFF	TIME OF DAY	
1 -		22.833	1:05.518	66.37	9.057	17:01:28.709	
2 -	35.112	22.704	57.816	75.21	1.355	17:02:26.525	
3 -	34.786	22.467	57.253	75.95	0.792	17:03:23.778	
4 -	35.031	22.188	57.219	75.99	0.758	17:04:20.997	
5 -	34.771	22.358	57.129 (3)	76.11	0.668	17:05:18.126	
6 -	34.205	22.265	56.470 (2)	77.00	0.009	17:06:14.596	
7 -	34.155	22.306	56.461 (1)	77.01		17:07:11.057	

P25 165 C		Frank MONTINI		Triumph Daytona 675R - Sara Johnson			
IDEAL LAP TIME :		BEST LAP TIME :		DIFFERENCE :			
LAP	SECTOR 1	SECTOR 2	LAP TIME	MPH	DIFF	TIME OF DAY	
1 -		21.352	1:00.798	71.52		17:01:23.989	

BMCRC - MRO Championships 2024 - Rnd 1 @ Brands Hatch Indy

DART MRO 600 inc Clubman 600 & GP2/EVO

RACE 23 - BEST SECTORS

SECTOR 1			SECTOR 2			IDEAL / BEST COMPARISON						
POS	NO	NAME	TIME	NO	NAME	TIME	POS	NO	NAME	IDEAL	BEST	DIFF
									PERFECT LAP	49.192		
1	76	JOHNSON	29.481	3	LAMBDEN	19.711	1	76	JOHNSON	49.292	49.364	0.072
2	1	FOWLE	29.703	71	HARDY	19.767	2	1	FOWLE	49.514	49.514	0.000
3	71	HARDY	29.850	76	JOHNSON	19.811	3	71	HARDY	49.617	49.617	0.000
4	91	HIRST	29.941	1	FOWLE	19.811	4	3	LAMBDEN	49.689	49.896	0.207
5	3	LAMBDEN	29.978	91	HIRST	19.841	5	91	HIRST	49.782	49.805	0.023
6	5	MACRAE	30.158	531	KOURTI	19.910	6	5	MACRAE	50.180	50.275	0.095
7	818	BARKER	30.265	818	BARKER	19.917	7	818	BARKER	50.182	50.182	0.000
8	80	CREASEY	30.362	80	CREASEY	19.989	8	80	CREASEY	50.351	50.419	0.068
9	212	PALLET	30.417	5	MACRAE	20.022	9	531	KOURTI	50.415	50.415	0.000
10	35	DICKINSON	30.442	39	MONK	20.038	10	961	SIM	50.590	50.590	0.000
11	531	KOURTI	30.505	961	SIM	20.047	11	212	PALLET	50.633	50.633	0.000
12	961	SIM	30.543	212	PALLET	20.216	12	35	DICKINSON	50.806	50.806	0.000
13	39	MONK	30.770	28	WALKER	20.342	13	39	MONK	50.808	50.808	0.000
14	81	McMULLAN	31.286	35	DICKINSON	20.364	14	28	WALKER	51.734	51.798	0.064
15	28	WALKER	31.392	81	McMULLAN	20.452	15	81	McMULLAN	51.738	51.738	0.000
16	624	FEDRICK	31.519	115	MAHER	20.560	16	624	FEDRICK	52.107	52.107	0.000
17	115	MAHER	31.657	624	FEDRICK	20.588	17	115	MAHER	52.217	52.217	0.000
18	910	GOWER	32.144	910	GOWER	20.937	18	910	GOWER	53.081	53.189	0.108
19	67	ANSELL	32.498	54	ANDERTON	20.990	19	67	ANSELL	53.516	53.516	0.000
20	74	VAUGHAN	32.903	67	ANSELL	21.018	20	54	ANDERTON	53.968	53.968	0.000
21	54	ANDERTON	32.978	165	MONTINI	21.352	21	74	VAUGHAN	54.305	54.318	0.013
22	44	DUTTON	33.251	74	VAUGHAN	21.402	22	440	EVERTON	55.232	55.269	0.037
23	440	EVERTON	33.464	440	EVERTON	21.768	23	44	DUTTON	55.347	55.347	0.000
24	34	MONAGHAN	34.155	44	DUTTON	22.096	24	34	MONAGHAN	56.343	56.461	0.118
25				34	MONAGHAN	22.188	25	165	MONTINI			

BMCRC - MRO Championships 2024 - Rnd 1 @ Brands Hatch Indy

DART MRO 600 inc Clubman 600 & GP2/EVO

RACE 23 - STATISTICS

Competitors Started 25
Planned Start 2024-03-17 @ 17:20:00.000
Actual Start 2024-03-17 @ 17:00:23.190
Finish Time 2024-03-17 @ 17:06:17.028
Track Length 1.2079mi.
Total Laps 169
Total Distance Covered 204.1428mi.

Session Fastest Lap History

NO	CL	NAME	LAP TIME	TIME OF DAY	LAP	VEHICLE
76		Anthony JOHNSON	50.138	17:02:08.997	2	
76		Anthony JOHNSON	50.030	17:02:59.028	3	
1		Harry FOWLE	49.771	17:03:00.276	3	Yamaha R6
76		Anthony JOHNSON	49.682	17:03:48.709	4	
1		Harry FOWLE	49.514	17:03:49.789	4	Yamaha R6
76		Anthony JOHNSON	49.367	17:04:38.077	5	
76		Anthony JOHNSON	49.364	17:05:27.440	6	

Session Leader History

NO	CL	NAME	FROM LAP	LAPS LED	DISTANCE	VEHICLE
91		Sam HIRST	1	1	1.20 miles	
76		Anthony JOHNSON	2	6	7.24 miles	

Flag History

TYPE	TIME OF DAY
GREEN	17:00:23.190
FINISH	17:06:17.028

Flag Statistics

TYPE	COUNT	TOTAL LAPS	TOTAL TIME
Green	1	7	6:54.880
Red	0	0	0.000
Safety Car	0	0	0.000
FCY	0	0	0.000

BMCRC - MRO Championships 2024 - Rnd 1 @ Brands Hatch Indy

DART MRO 600 inc Clubman 600 & GP2/EVO

RACE 23 - STATISTICS

CLASS :

13 Starters

Fastest Lap History

NO	NAME	LAP TIME	TIME OF DAY	LAP	VEHICLE
76	Anthony JOHNSON	50.138	17:02:08.997	2	
76	Anthony JOHNSON	50.030	17:02:59.028	3	
1	Harry FOWLE	49.771	17:03:00.276	3	Yamaha R6
76	Anthony JOHNSON	49.682	17:03:48.709	4	
1	Harry FOWLE	49.514	17:03:49.789	4	Yamaha R6
76	Anthony JOHNSON	49.367	17:04:38.077	5	
76	Anthony JOHNSON	49.364	17:05:27.440	6	

Leader History

NO	NAME	FROM LAP	LAPS LED	DISTANCE	VEHICLE
91	Sam HIRST	1	1	1.20 miles	
76	Anthony JOHNSON	2	6	7.24 miles	

BMCRC - MRO Championships 2024 - Rnd 1 @ Brands Hatch Indy

DART MRO 600 inc Clubman 600 & GP2/EVO

RACE 23 - STATISTICS

CLASS : C

11 Starters

Fastest Lap History

NO	NAME	LAP TIME	TIME OF DAY	LAP	VEHICLE
39	Aaron MONK	52.148	17:02:13.130	2	Kawasaki Ninja 636
39	Aaron MONK	51.714	17:03:04.844	3	Kawasaki Ninja 636
531	Jake KOURTI	51.568	17:03:07.274	3	Yamaha R6
39	Aaron MONK	51.216	17:03:56.060	4	Kawasaki Ninja 636
531	Jake KOURTI	51.032	17:03:58.306	4	Yamaha R6
531	Jake KOURTI	51.019	17:04:49.325	5	Yamaha R6
531	Jake KOURTI	50.858	17:05:40.183	6	Yamaha R6
39	Aaron MONK	50.808	17:06:29.459	7	Kawasaki Ninja 636
531	Jake KOURTI	50.415	17:06:30.599	7	Yamaha R6

Leader History

NO	NAME	FROM LAP	LAPS LED	DISTANCE	VEHICLE
39	Aaron MONK	1	7	8.45 miles	Kawasaki Ninja 636

BMCRC - MRO Championships 2024 - Rnd 1 @ Brands Hatch Indy

DART MRO 600 inc Clubman 600 & GP2/EVO

RACE 23 - STATISTICS

CLASS : EVO

1 Starters

Fastest Lap History

NO	NAME	LAP TIME	TIME OF DAY	LAP	VEHICLE
71	Maximus HARDY	50.505	17:02:09.891	2	Triumph 675R
71	Maximus HARDY	50.224	17:03:00.115	3	Triumph 675R
71	Maximus HARDY	50.151	17:03:50.266	4	Triumph 675R
71	Maximus HARDY	49.617	17:04:39.882	5	Triumph 675R

Leader History

NO	NAME	FROM LAP	LAPS LED	DISTANCE	VEHICLE
71	Maximus HARDY	1	7	8.45 miles	Triumph 675R



PROPERLY PROTECTED MRO MINITWINS



BMCRC-MRO Championships - Round 1
Brands Hatch Indy
16th / 17th March 2024



Timing & Results Provided by Timing Solutions Ltd

www.tsl-timing.com



BrandsHatch

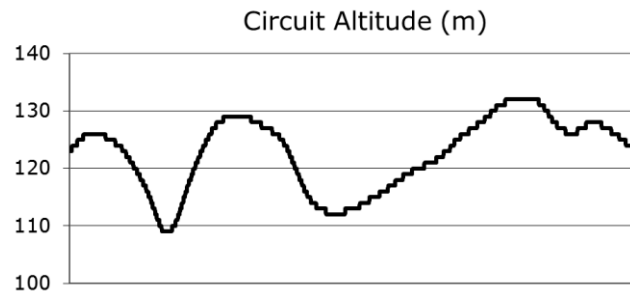
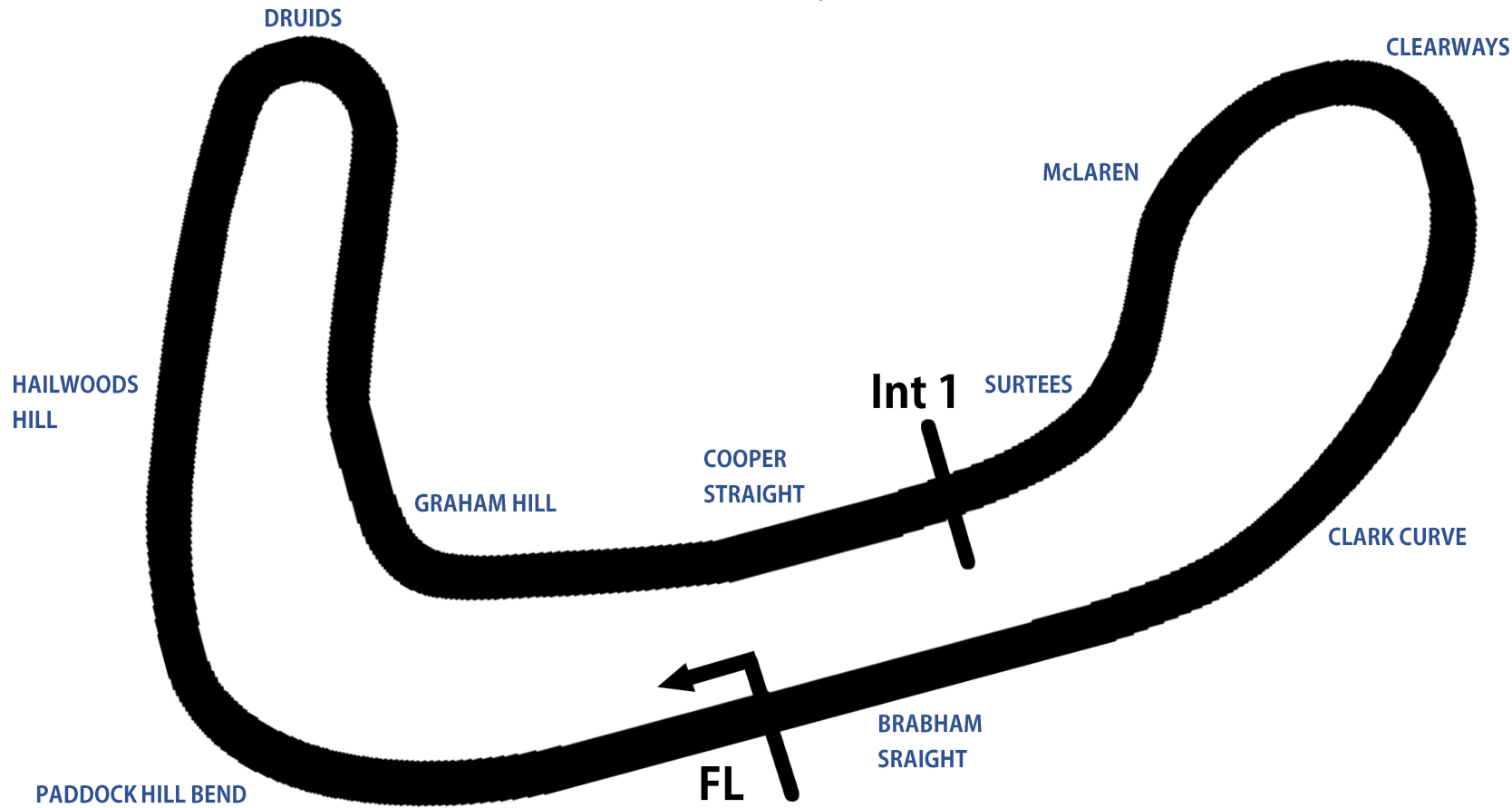
Brands Hatch Indy Circuit

Fawkham, Longfield, Kent, UK



SPORTS TIMING

TIMING SOLUTIONS LTD



Length	1.2079 miles 1.944 km 1944.0 m		
FL		51.36032 N	0.26032 E
Int 1	1112m	51.35934 N	0.25955 E
Pit Entry	1669m	51.35911 N	0.25743 E
Pit Exit	26m after FL	51.36017 N	0.26051 E
Pit Entry - Pit Exit	277m, 19.9s @ 50kph, 16.6s @ 60kph		

BMCRC - MRO Championships 2024 - Rnd 1 @ Brands Hatch Indy

MRO Minitwins & BMCRC Rookie Minitwins

QUALIFYING - CLASSIFICATION

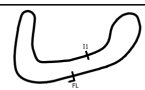
POS	NO	CL	PIC	NAME	ENTRY	TIME	ON	LAPS	GAP	DIFF	MPH
1	22		1	Darren DOWDS	Suzuki SV650 - Sublime Dsg Ltd	53.545	8	11			81.21
2	333		2	David LINDEMANN	Suzuki SV650 - Giraffe Decorators	53.994	5	10	0.449	0.449	80.53
3	81		3	Malvern MAY	Suzuki SV650 - IMP racing	54.462	8	10	0.917	0.468	79.84
4	1		4	David TWYFORD	Suzuki SV650 - IMP Racing, MHP, RODOC	55.737	4	6	2.192	1.275	78.02
5	15		5	James SVENSEN	Suzuki SV650S - Team TSR	55.934	10	10	2.389	0.197	77.74
6	74		6	Daniel BLACK	Suzuki SV650 - DAD	56.008	8	10	2.463	0.074	77.64
7	19		7	Kevin LILLEY	Suzuki SV650 - Trafalgar Cleaning Eqpt. / Steve Jordar	56.161	6	11	2.616	0.153	77.43
8	34		8	Andrew JOHNSON	Suzuki SV650 - Rose & Charlie Racing	56.191	6	10	2.646	0.030	77.38
9	21		9	Toby FINNIS	Suzuki SV650 - NOKA RACING - PRIME/TWT	56.277	9	10	2.732	0.086	77.27
10	9		10	Thomas BEDFORD	Suzuki SV650 - AWO Recycling Ltd	56.341	10	10	2.796	0.064	77.18
11	45		11	Terence QUINCE	Suzuki SV650 - K&Q, HM Racing, Titan-x	56.366	7	11	2.821	0.025	77.14
12	27		12	Jack BETTIS	Suzuki SV650 - NB Toolmaking	56.633	10	10	3.088	0.267	76.78
13	281		13	Lee HEALEY	Suzuki SV650 - F-TECH FIRE & ELECTRICAL LTD	56.755	9	10	3.210	0.122	76.62
14	888		14	Brandon WRIGHT	Suzuki SV650 - 888 Vapour	56.991	9	10	3.446	0.236	76.30
15	166	RMT	1	Ben KING	Suzuki SV650 -	57.215	7	10	3.670	0.224	76.00
16	3		15	Oliver ARBON	Suzuki SV650 - TT Plumbing and Heating	57.493	8	9	3.948	0.278	75.63
17	30	RMT	2	David LUFF	Suzuki SV650 -	57.604	4	5	4.059	0.111	75.49
18	237	RMT	3	Tim WOOD	Suzuki SV650S - OJ Racing	57.800	6	10	4.255	0.196	75.23
19	293		16	Leigh SMITH	Suzuki SV650 - Smiths Mechanical Support	57.938	8	9	4.393	0.138	75.05
20	115		17	Brian MAHER	Suzuki SV650 -	58.207	3	4	4.662	0.269	74.70
21	181		18	Neil CONNELL	Suzuki SV650 - Helite Air Vests	58.664	3	5	5.119	0.457	74.12
22	153		19	Kristian JOHNSON	Suzuki SV650 - Eden Mobility	58.689	5	8	5.144	0.025	74.09
23	46	RMT	4	Richard HODGES	Suzuki SV650 -	58.972	7	9	5.427	0.283	73.74
24	67		20	Simon HARVEY	Suzuki SV650 - Retirement Fund Racing	59.013	10	10	5.468	0.041	73.68
25	177	RMT	5	Michael HOPKINS	Suzuki SV650 SK1 - MYSELF	59.032	8	9	5.487	0.019	73.66
26	213	RMT	6	Paul WRIGHT	Suzuki SV650 -	59.176	8	9	5.631	0.144	73.48
27	14	RMT	7	George DAVIES	Suzuki SV650 -	59.346	10	10	5.801	0.170	73.27
28	75	RMT	8	Tom SVENSEN	Suzuki SV650 - Team TSR	59.966	10	10	6.421	0.620	72.51
29	444	RMT	9	Brian HARRISON	Suzuki SV650 -	1:00.308	6	6	6.763	0.342	72.10
30	111		21	Freddie BATE	Suzuki SV650 - Hartjay	1:00.767	5	5	7.222	0.459	71.56
31	127		22	Matthew CHAM	Ducati MONSTER 796 -	1:01.173	4	6	7.628	0.406	71.08
32	101	RMT	10	Eddie WAKLEY	Suzuki SV650 -	1:01.384	7	8	7.839	0.211	70.84
33	69		23	Jack GRIFFITHS	Suzuki SV650 -	1:01.387	2	3	7.842	0.003	70.83
34	51		24	Andrew DURANT	Suzuki SV650 -	1:01.799	3	5	8.254	0.412	70.36
35	909	RMT	11	James WOODROFFE	Suzuki SV650 -	1:01.900	9	9	8.355	0.101	70.25
36	122	RMT	12	James EGGINTON	Suzuki SV650 - Advance Computer Services - www.AC	1:01.973	3	4	8.428	0.073	70.16
37	60		25	Justin PRICE	Suzuki SV650 -	1:02.846	4	8	9.301	0.873	69.19
38	35		26	Jay GILBERT	Suzuki SV 650 - Open to offers	1:03.633	3	3	10.088	0.787	68.33
39	17	RMT	13	Alex BUCHANAN	Suzuki SV650 - Novus	1:05.060	9	9	11.515	1.427	66.83
40	16	RMT	14	Adam FREWIN	Suzuki SV650 - Mundo Street food Ibiza	1:05.717	2	3	12.172	0.657	66.17
41	251	RMT	15	Craig FERRIS	Suzuki SV650 -	1:06.188	3	5	12.643	0.471	65.70
42	41	RMT	16	Robert ROGERS	Suzuki SV650 -	1:06.431	8	9	12.886	0.243	65.46
43	8		27	Stuart ALBON	Suzuki SV650 - Winter Sun Skydiving	1:10.160	3	6	16.615	3.729	61.98
44	11	RMT	17	Marcus LAWLER	Suzuki SV650 -	1:23.492	4	7	29.947	13.332	52.08

Weather / Track : Cloudy / Dry

Date: 16/03/2024 Start: 09:13 Finish: 09:23

These results are provisional until the conclusion of any judicial and technical matters.

Brands Hatch Indy: 1.2079 miles

Clerk Of Course:	Stewards:	Timekeeper:	
		<i>Craig Smith</i>	

Results can be found at www.tsl-timing.com

Printed - 09:24 Saturday, 16 March 2024

BMCRC - MRO Championships 2024 - Rnd 1 @ Brands Hatch Indy

MRO Minitwins & BMCRC Rookie Minitwins

QUALIFYING - SECTOR ANALYSIS



SECTOR 1 = FL to I1, SECTOR 2 = I1 to FL, DIFF = Difference To Personal Best Lap, P = Crossed Finish Line in Pit Lane, D = Time Disallowed

P1 22		Darren DOWDS		Suzuki SV650 - Sublime Dsg Ltd			
IDEAL LAP TIME : 53.545		BEST LAP TIME : 53.545		DIFFERENCE : 0.000			
LAP	SECTOR 1	SECTOR 2	LAP TIME	MPH	DIFF	TIME OF DAY	
1 -	36.756	23.452	1:00.208	72.22	6.663	09:14:33.748	
2 -	33.388	22.362	55.750	78.00	2.205	09:15:29.498	
3 -	33.671	22.614	56.285	77.26	2.740	09:16:25.783	
4 -	33.615	25.821	59.436	73.16	5.891	09:17:25.219	
5 -	34.965	23.172	58.137	74.79	4.592	09:18:23.356	
6 -	33.265	22.133	55.398	78.49	1.853	09:19:18.754	
7 -	32.356	21.645	54.001 (2)	80.52	0.456	09:20:12.755	
8 -	32.029	21.516	53.545 (1)	81.21		09:21:06.300	
9 -	32.688	21.865	54.553	79.71	1.008	09:22:00.853	
10 -	32.794	22.034	54.828	79.31	1.283	09:22:55.681	
11 -	32.050	22.111	54.161 (3)	80.29	0.616	09:23:49.842	

P2 333		David LINDEMANN		Suzuki SV650 - Giraffe Decorators			
IDEAL LAP TIME : 53.994		BEST LAP TIME : 53.994		DIFFERENCE : 0.000			
LAP	SECTOR 1	SECTOR 2	LAP TIME	MPH	DIFF	TIME OF DAY	
1 -	41.533	23.237	1:04.770	67.13	10.776	09:15:03.174	
2 -	34.469	22.833	57.302	75.88	3.308	09:16:00.476	
3 -	32.546	22.080	54.626	79.60	0.632	09:16:55.102	
4 -	34.255	21.810	56.065	77.56	2.071	09:17:51.167	
5 -	32.424	21.570	53.994 (1)	80.53		09:18:45.161	
6 -	32.477	22.035	54.512 (3)	79.77	0.518	09:19:39.673	
7 -	35.890	21.806	57.696	75.37	3.702	09:20:37.369	
8 -	32.837	21.815	54.652	79.56	0.658	09:21:32.021	
9 -	33.313	22.234	55.547	78.28	1.553	09:22:27.568	
10 -	32.623	21.603	54.226 (2)	80.19	0.232	09:23:21.794	

P3 81		Malvern MAY		Suzuki SV650 - IMP racing			
IDEAL LAP TIME : 54.462		BEST LAP TIME : 54.462		DIFFERENCE : 0.000			
LAP	SECTOR 1	SECTOR 2	LAP TIME	MPH	DIFF	TIME OF DAY	
1 -	40.979	24.167	1:05.146	66.75	10.684	09:14:51.280	
2 -	34.875	24.321	59.196	73.46	4.734	09:15:50.476	
3 -	34.659	23.454	58.113	74.83	3.651	09:16:48.589	
4 -	33.214	22.388	55.602 (2)	78.20	1.140	09:17:44.191	
5 -	32.832	23.160	55.992 (3)	77.66	1.530	09:18:40.183	
6 -	35.752	23.606	59.358	73.26	4.896	09:19:39.541	
7 -	36.034	22.544	58.578	74.23	4.116	09:20:38.119	
8 -	32.455	22.007	54.462 (1)	79.84		09:21:32.581	
9 -	34.114	22.592	56.706	76.68	2.244	09:22:29.287	
10 -	33.427	22.688	56.115	77.49	1.653	09:23:25.402	

P4 1		David TWYFORD		Suzuki SV650 - IMP Racing, MHP, RODOC			
IDEAL LAP TIME : 55.737		BEST LAP TIME : 55.737		DIFFERENCE : 0.000			
LAP	SECTOR 1	SECTOR 2	LAP TIME	MPH	DIFF	TIME OF DAY	
1 -	37.993	24.164	1:02.157	69.96	6.420	09:14:40.534	
2 -	36.469	23.830	1:00.299	72.11	4.562	09:15:40.833	
3 -	34.558	23.269	57.827 (2)	75.20	2.090	09:16:38.660	
4 -	33.484	22.253	55.737 (1)	78.02		09:17:34.397	
5 -	34.882	23.517	58.399 (3)	74.46	2.662	09:18:32.796	
6 -	35.708	26.121	1:01.829	70.33	6.092	09:19:34.625	

BMCRC - MRO Championships 2024 - Rnd 1 @ Brands Hatch Indy

MRO Minitwins & BMCRC Rookie Minitwins

QUALIFYING - SECTOR ANALYSIS



SECTOR 1 = FL to I1, SECTOR 2 = I1 to FL, DIFF = Difference To Personal Best Lap, P = Crossed Finish Line in Pit Lane, D = Time Disallowed

P5 15		James SVENSEN		Suzuki SV650S - Team TSR			
IDEAL LAP TIME : 55.835		BEST LAP TIME : 55.934		DIFFERENCE : 0.099			
LAP	SECTOR 1	SECTOR 2	LAP TIME	MPH	DIFF	TIME OF DAY	
1 -	39.946	23.706	1:03.652	68.31	7.718	09:14:43.626	
2 -	35.287	23.466	58.753	74.01	2.819	09:15:42.379	
3 -	35.021	22.992	58.013	74.95	2.079	09:16:40.392	
4 -	34.751	22.688	57.439	75.70	1.505	09:17:37.831	
5 -	33.911	23.603	57.514	75.60	1.580	09:18:35.345	
6 -	34.577	24.798	59.375	73.23	3.441	09:19:34.720	
7 -	34.313	22.448	56.761	76.61	0.827	09:20:31.481	
8 -	33.751	22.210	55.961 (2)	77.70	0.027	09:21:27.442	
9 -	33.726	22.780	56.506 (3)	76.95	0.572	09:22:23.948	
10 -	33.825	22.109	55.934 (1)	77.74		09:23:19.882	

P6 74		Daniel BLACK		Suzuki SV650 - DAD			
IDEAL LAP TIME : 55.796		BEST LAP TIME : 56.008		DIFFERENCE : 0.212			
LAP	SECTOR 1	SECTOR 2	LAP TIME	MPH	DIFF	TIME OF DAY	
1 -	39.307	24.628	1:03.935	68.01	7.927	09:14:41.898	
2 -	35.390	24.193	59.583	72.98	3.575	09:15:41.481	
3 -	35.554	23.413	58.967	73.74	2.959	09:16:40.448	
4 -	34.253	22.636	56.889	76.44	0.881	09:17:37.337	
5 -	33.771	23.638	57.409	75.74	1.401	09:18:34.746	
6 -	34.056	24.999	59.055	73.63	3.047	09:19:33.801	
7 -	34.083	22.739	56.822 (3)	76.53	0.814	09:20:30.623	
8 -	33.277	22.731	56.008 (1)	77.64		09:21:26.631	
9 -	33.638	23.408	57.046	76.22	1.038	09:22:23.677	
10 -	33.732	22.519	56.251 (2)	77.30	0.243	09:23:19.928	

P7 19		Kevin LILLEY		Suzuki SV650 - Trafalgar Cleaning Eqpt. / Steve Jordan Motorcy			
IDEAL LAP TIME : 55.530		BEST LAP TIME : 56.161		DIFFERENCE : 0.631			
LAP	SECTOR 1	SECTOR 2	LAP TIME	MPH	DIFF	TIME OF DAY	
1 -	36.201	23.297	59.498	73.08	3.337	09:14:34.458	
2 -	34.043	22.341	56.384 (3)	77.12	0.223	09:15:30.842	
3 -	33.619	22.896	56.515	76.94	0.354	09:16:27.357	
4 -	34.080	23.971	58.051	74.91	1.890	09:17:25.408	
5 -	34.911	23.332	58.243	74.66	2.082	09:18:23.651	
6 -	33.189	22.972	56.161 (1)	77.43		09:19:19.812	
7 -	33.966	22.913	56.879	76.45	0.718	09:20:16.691	
8 -	33.473	22.905	56.378 (2)	77.13	0.217	09:21:13.069	
9 -	34.125	23.291	57.416	75.73	1.255	09:22:10.485	
10 -	33.586	23.153	56.739	76.64	0.578	09:23:07.224	
11 -	34.403	23.014	57.417	75.73	1.256	09:24:04.641	

P8 34		Andrew JOHNSON		Suzuki SV650 - Rose & Charlie Racing			
IDEAL LAP TIME : 55.901		BEST LAP TIME : 56.191		DIFFERENCE : 0.290			
LAP	SECTOR 1	SECTOR 2	LAP TIME	MPH	DIFF	TIME OF DAY	
1 -	43.047	25.585	1:08.632	63.36	12.441	09:15:03.263	
2 -	35.754	23.112	58.866	73.87	2.675	09:16:02.129	
3 -	34.887	23.635	58.522	74.30	2.331	09:17:00.651	
4 -	34.978	22.754	57.732	75.32	1.541	09:17:58.383	
5 -	34.998	23.306	58.304	74.58	2.113	09:18:56.687	
6 -	33.498	22.693	56.191 (1)	77.38		09:19:52.878	
7 -	35.447	22.435	57.882	75.12	1.691	09:20:50.760	
8 -	34.035	22.707	56.742 (2)	76.63	0.551	09:21:47.502	
9 -	35.332	22.403	57.735	75.32	1.544	09:22:45.237	
10 -	34.154	23.129	57.283 (3)	75.91	1.092	09:23:42.520	

BMCRC - MRO Championships 2024 - Rnd 1 @ Brands Hatch Indy

MRO Minitwins & BMCRC Rookie Minitwins

QUALIFYING - SECTOR ANALYSIS



SECTOR 1 = FL to I1, SECTOR 2 = I1 to FL, DIFF = Difference To Personal Best Lap, P = Crossed Finish Line in Pit Lane, D = Time Disallowed

P9 21		Toby FINNIS		Suzuki SV650 - NOKA RACING - PRIME/TWT		
IDEAL LAP TIME : 56.181		BEST LAP TIME : 56.277		DIFFERENCE : 0.096		
LAP	SECTOR 1	SECTOR 2	LAP TIME	MPH	DIFF	TIME OF DAY
1 -	OUTLAP	24.258	1:02.611	69.45	6.334	09:15:27.003
2 -	35.640	23.056	58.696	74.08	2.419	09:16:25.699
3 -	34.577	24.620	59.197	73.45	2.920	09:17:24.896
4 -	36.145	23.353	59.498	73.08	3.221	09:18:24.394
5 -	34.667	22.627	57.294	75.89	1.017	09:19:21.688
6 -	35.968	22.751	58.719	74.05	2.442	09:20:20.407
7 -	35.202	23.173	58.375	74.49	2.098	09:21:18.782
8 -	34.198	22.569	56.767 (3)	76.60	0.490	09:22:15.549
9 -	33.829	22.448	56.277 (1)	77.27		09:23:11.826
10 -	33.733	22.980	56.713 (2)	76.67	0.436	09:24:08.539

P10 9		Thomas BEDFORD		Suzuki SV650 - AWO Recycling Ltd		
IDEAL LAP TIME : 56.341		BEST LAP TIME : 56.341		DIFFERENCE : 0.000		
LAP	SECTOR 1	SECTOR 2	LAP TIME	MPH	DIFF	TIME OF DAY
1 -	41.257	25.319	1:06.576	65.31	10.235	09:14:56.346
2 -	35.620	22.879	58.499	74.33	2.158	09:15:54.845
3 -	34.943	23.624	58.567	74.25	2.226	09:16:53.412
4 -	34.999	22.361	57.360	75.81	1.019	09:17:50.772
5 -	34.204	22.411	56.615 (2)	76.81	0.274	09:18:47.387
6 -	34.708	23.114	57.822	75.20	1.481	09:19:45.209
7 -	34.525	23.799	58.324	74.55	1.983	09:20:43.533
8 -	35.150	22.423	57.573	75.53	1.232	09:21:41.106
9 -	34.255	22.911	57.166 (3)	76.06	0.825	09:22:38.272
10 -	34.050	22.291	56.341 (1)	77.18		09:23:34.613

P11 45		Terence QUINCE		Suzuki SV650 - K&Q, HM Racing, Titan-x		
IDEAL LAP TIME : 55.308		BEST LAP TIME : 56.366		DIFFERENCE : 1.058		
LAP	SECTOR 1	SECTOR 2	LAP TIME	MPH	DIFF	TIME OF DAY
1 -	37.636	23.523	1:01.159	71.10	4.793	09:14:36.350
2 -	34.633	22.596	57.229	75.98	0.863	09:15:33.579
3 -	34.594	22.641	57.235	75.97	0.869	09:16:30.814
4 -	34.043	22.521	56.564 (2)	76.87	0.198	09:17:27.378
5 -	35.881	23.017	58.898	73.83	2.532	09:18:26.276
6 -	34.477	23.463	57.940	75.05	1.574	09:19:24.216
7 -	33.765	22.601	56.366 (1)	77.14		09:20:20.582
8 -	36.188	22.722	58.910	73.81	2.544	09:21:19.492
9 -	34.413	22.257	56.670 (3)	76.73	0.304	09:22:16.162
10 -	34.530	22.556	57.086	76.17	0.720	09:23:13.248
11 -	33.051	24.516	57.567	75.53	1.201	09:24:10.815

P12 27		Jack BETTIS		Suzuki SV650 - NB Toolmaking		
IDEAL LAP TIME : 56.265		BEST LAP TIME : 56.633		DIFFERENCE : 0.368		
LAP	SECTOR 1	SECTOR 2	LAP TIME	MPH	DIFF	TIME OF DAY
1 -	39.910	24.549	1:04.459	67.46	7.826	09:14:40.421
2 -	36.159	23.552	59.711	72.82	3.078	09:15:40.132
3 -	35.075	23.368	58.443	74.40	1.810	09:16:38.575
4 -	34.790	23.058	57.848	75.17	1.215	09:17:36.423
5 -	34.916	24.174	59.090	73.59	2.457	09:18:35.513
6 -	34.966	24.578	59.544	73.03	2.911	09:19:35.057
7 -	34.594	22.478	57.072 (2)	76.19	0.439	09:20:32.129
8 -	34.187	23.338	57.525 (3)	75.59	0.892	09:21:29.654
9 -	34.927	22.904	57.831	75.19	1.198	09:22:27.485
10 -	33.787	22.846	56.633 (1)	76.78		09:23:24.118

BMCRC - MRO Championships 2024 - Rnd 1 @ Brands Hatch Indy

MRO Minitwins & BMCRC Rookie Minitwins

QUALIFYING - SECTOR ANALYSIS



SECTOR 1 = FL to I1, SECTOR 2 = I1 to FL, DIFF = Difference To Personal Best Lap, P = Crossed Finish Line in Pit Lane, D = Time Disallowed

P13 281		Lee HEALEY		Suzuki SV650 - F-TECH FIRE & ELECTRICAL LTD			
IDEAL LAP TIME : 56.755		BEST LAP TIME : 56.755		DIFFERENCE : 0.000			
LAP	SECTOR 1	SECTOR 2	LAP TIME	MPH	DIFF	TIME OF DAY	
1 -	41.723	24.394	1:06.117	65.77	9.362	09:14:51.956	
2 -	36.823	24.227	1:01.050	71.23	4.295	09:15:53.006	
3 -	36.169	24.358	1:00.527	71.84	3.772	09:16:53.533	
4 -	36.559	23.888	1:00.447	71.94	3.692	09:17:53.980	
5 -	34.696	22.742	57.438 (2)	75.70	0.683	09:18:51.418	
6 -	34.757	22.730	57.487 (3)	75.64	0.732	09:19:48.905	
7 -	35.186	23.457	58.643	74.15	1.888	09:20:47.548	
8 -	34.654	23.059	57.713	75.34	0.958	09:21:45.261	
9 -	34.217	22.538	56.755 (1)	76.62		09:22:42.016	
10 -	34.929	23.216	58.145	74.78	1.390	09:23:40.161	

P14 888		Brandon WRIGHT		Suzuki SV650 - 888 Vapour			
IDEAL LAP TIME : 56.537		BEST LAP TIME : 56.991		DIFFERENCE : 0.454			
LAP	SECTOR 1	SECTOR 2	LAP TIME	MPH	DIFF	TIME OF DAY	
1 -	41.598	25.343	1:06.941	64.96	9.950	09:14:58.172	
2 -	36.528	23.333	59.861	72.64	2.870	09:15:58.033	
3 -	34.663	23.942	58.605	74.20	1.614	09:16:56.638	
4 -	35.815	23.106	58.921	73.80	1.930	09:17:55.559	
5 -	35.126	24.430	59.556	73.01	2.565	09:18:55.115	
6 -	34.689	22.895	57.584 (3)	75.51	0.593	09:19:52.699	
7 -	35.186	22.668	57.854	75.16	0.863	09:20:50.553	
8 -	35.421	22.734	58.155	74.77	1.164	09:21:48.708	
9 -	34.663	22.328	56.991 (1)	76.30		09:22:45.699	
10 -	34.209	22.946	57.155 (2)	76.08	0.164	09:23:42.854	

P15 166 RMT		Ben KING		Suzuki SV650 -			
IDEAL LAP TIME : 57.014		BEST LAP TIME : 57.215		DIFFERENCE : 0.201			
LAP	SECTOR 1	SECTOR 2	LAP TIME	MPH	DIFF	TIME OF DAY	
1 -	41.113	24.597	1:05.710	66.17	8.495	09:15:02.785	
2 -	35.578	23.531	59.109	73.56	1.894	09:16:01.894	
3 -	34.775	22.855	57.630 (3)	75.45	0.415	09:16:59.524	
4 -	35.793	22.986	58.779	73.98	1.564	09:17:58.303	
5 -	35.812	23.848	59.660	72.88	2.445	09:18:57.963	
6 -	35.785	22.599	58.384	74.48	1.169	09:19:56.347	
7 -	34.789	22.426	57.215 (1)	76.00		09:20:53.562	
8 -	36.934	23.394	1:00.328	72.08	3.113	09:21:53.890	
9 -	34.681	22.734	57.415 (2)	75.73	0.200	09:22:51.305	
10 -	34.588	23.160	57.748	75.30	0.533	09:23:49.053	

P16 3		Oliver ARBON		Suzuki SV650 - TT Plumbing and Heating			
IDEAL LAP TIME : 57.245		BEST LAP TIME : 57.493		DIFFERENCE : 0.248			
LAP	SECTOR 1	SECTOR 2	LAP TIME	MPH	DIFF	TIME OF DAY	
1 -	39.373	24.405	1:03.778	68.18	6.285	09:14:50.397	
2 -	35.289	24.485	59.774	72.75	2.281	09:15:50.171	
3 -	34.826	24.103	58.929	73.79	1.436	09:16:49.100	
4 -	34.745	23.499	58.244 (3)	74.66	0.751	09:17:47.344	
5 -	34.278	23.372	57.650 (2)	75.43	0.157	09:18:44.994	
6 -	35.584	22.967	58.551	74.27	1.058	09:19:43.545	
7 -	35.666	23.341	59.007	73.69	1.514	09:20:42.552	
8 -	34.287	23.206	57.493 (1)	75.63		09:21:40.045	
9 -	35.002	23.446	58.448	74.40	0.955	09:22:38.493	

BMCRC - MRO Championships 2024 - Rnd 1 @ Brands Hatch Indy

MRO Minitwins & BMCRC Rookie Minitwins

QUALIFYING - SECTOR ANALYSIS



SECTOR 1 = FL to I1, SECTOR 2 = I1 to FL, DIFF = Difference To Personal Best Lap, P = Crossed Finish Line in Pit Lane, D = Time Disallowed

P17 30 RMT David LUFF		Suzuki SV650 -				
IDEAL LAP TIME : 57.520		BEST LAP TIME : 57.604		DIFFERENCE : 0.084		
LAP	SECTOR 1	SECTOR 2	LAP TIME	MPH	DIFF	TIME OF DAY
1 -	39.882	24.589	1:04.471	67.45	6.867	09:14:42.697
2 -	35.936	23.651	59.587 (2)	72.97	1.983	09:15:42.284
3 -	36.174	24.485	1:00.659 (3)	71.68	3.055	09:16:42.943
4 -	34.715	22.889	57.604 (1)	75.49		09:17:40.547
5 -	34.631	26.626	1:01.257	70.98	3.653	09:18:41.804

P18 237 RMT Tim WOOD		Suzuki SV650S - OJ Racing				
IDEAL LAP TIME : 57.443		BEST LAP TIME : 57.800		DIFFERENCE : 0.357		
LAP	SECTOR 1	SECTOR 2	LAP TIME	MPH	DIFF	TIME OF DAY
1 -	42.920	25.429	1:08.349	63.62	10.549	09:15:03.663
2 -	36.611	24.081	1:00.692	71.65	2.892	09:16:04.355
3 -	35.761	23.798	59.559	73.01	1.759	09:17:03.914
4 -	36.318	23.707	1:00.025	72.44	2.225	09:18:03.939
5 -	34.942	23.770	58.712	74.06	0.912	09:19:02.651
6 -	35.060	22.740	57.800 (1)	75.23		09:20:00.451
7 -	34.841	25.198	1:00.039	72.42	2.239	09:21:00.490
8 -	35.394	23.297	58.691	74.09	0.891	09:21:59.181
9 -	35.512	23.079	58.591 (3)	74.21	0.791	09:22:57.772
10 -	34.703	23.209	57.912 (2)	75.08	0.112	09:23:55.684

P19 293 Leigh SMITH		Suzuki SV650 - Smiths Mechanical Support				
IDEAL LAP TIME : 57.852		BEST LAP TIME : 57.938		DIFFERENCE : 0.086		
LAP	SECTOR 1	SECTOR 2	LAP TIME	MPH	DIFF	TIME OF DAY
1 -	46.238	26.593	1:12.831	59.70	14.893	09:15:15.334
2 -	38.797	25.416	1:04.213	67.72	6.275	09:16:19.547
3 -	38.145	25.713	1:03.858	68.09	5.920	09:17:23.405
4 -	36.558	23.608	1:00.166	72.27	2.228	09:18:23.571
5 -	37.001	23.664	1:00.665	71.68	2.727	09:19:24.236
6 -	35.412	22.965	58.377 (2)	74.49	0.439	09:20:22.613
7 -	35.131	24.164	59.295	73.33	1.357	09:21:21.908
8 -	34.887	23.051	57.938 (1)	75.05		09:22:19.846
9 -	35.234	23.716	58.950 (3)	73.76	1.012	09:23:18.796

P20 115 Brian MAHER		Suzuki SV650 -				
IDEAL LAP TIME : 57.973		BEST LAP TIME : 58.207		DIFFERENCE : 0.234		
LAP	SECTOR 1	SECTOR 2	LAP TIME	MPH	DIFF	TIME OF DAY
1 -	38.782	24.201	1:02.983	69.04	4.776	09:14:42.434
2 -	35.191	23.613	58.804 (3)	73.95	0.597	09:15:41.238
3 -	35.398	22.809	58.207 (1)	74.70		09:16:39.445
4 -	35.482	22.826	58.308 (2)	74.57	0.101	09:17:37.753

P21 181 Neil CONNELL		Suzuki SV650 - Helite Air Vests				
IDEAL LAP TIME : 57.966		BEST LAP TIME : 58.664		DIFFERENCE : 0.698		
LAP	SECTOR 1	SECTOR 2	LAP TIME	MPH	DIFF	TIME OF DAY
1 -	39.488	24.606	1:04.094	67.84	5.430	09:14:58.461
2 -	35.785	23.448	59.233 (3)	73.41	0.569	09:15:57.694
3 -	34.518	24.146	58.664 (1)	74.12		09:16:56.358
4 -	34.897	24.045	58.942 (2)	73.77	0.278	09:17:55.300
5 -	34.893	27.710	1:02.603	69.46	3.939	09:18:57.903

BMCRC - MRO Championships 2024 - Rnd 1 @ Brands Hatch Indy

MRO Minitwins & BMCRC Rookie Minitwins

QUALIFYING - SECTOR ANALYSIS



SECTOR 1 = FL to I1, SECTOR 2 = I1 to FL, DIFF = Difference To Personal Best Lap, P = Crossed Finish Line in Pit Lane, D = Time Disallowed

P22 153		Kristian JOHNSON		Suzuki SV650 - Eden Mobility			
IDEAL LAP TIME : 58.689		BEST LAP TIME : 58.689		DIFFERENCE : 0.000			
LAP	SECTOR 1	SECTOR 2	LAP TIME	MPH	DIFF	TIME OF DAY	
1 -	41.494	25.375	1:06.869	65.03	8.180	09:14:51.446	
2 -	36.623	24.310	1:00.933	71.36	2.244	09:15:52.379	
3 -	36.658	24.199	1:00.857	71.45	2.168	09:16:53.236	
4 -	37.247	24.411	1:01.658	70.52	2.969	09:17:54.894	
5 -	35.256	23.433	58.689 (1)	74.09		09:18:53.583	
6 -	35.528	23.483	59.011 (2)	73.69	0.322	09:19:52.594	
7 -	37.009	23.481	1:00.490 (3)	71.88	1.801	09:20:53.084	
8 -	37.139	23.486	1:00.625	71.72	1.936	09:21:53.709	

P23 46 RMT		Richard HODGES		Suzuki SV650 -			
IDEAL LAP TIME : 58.943		BEST LAP TIME : 58.972		DIFFERENCE : 0.029			
LAP	SECTOR 1	SECTOR 2	LAP TIME	MPH	DIFF	TIME OF DAY	
1 -	49.353	29.250	1:18.603	55.32	19.631	09:15:19.512	
2 -	38.196	24.739	1:02.935	69.09	3.963	09:16:22.447	
3 -	39.755	25.040	1:04.795	67.11	5.823	09:17:27.242	
4 -	38.686	23.675	1:02.361	69.73	3.389	09:18:29.603	
5 -	37.111	23.897	1:01.008	71.27	2.036	09:19:30.611	
6 -	35.412	24.516	59.928 (3)	72.56	0.956	09:20:30.539	
7 -	35.368	23.604	58.972 (1)	73.74		09:21:29.511	
8 -	35.339	24.318	59.657 (2)	72.89	0.685	09:22:29.168	
9 -	36.302	25.099	1:01.401	70.82	2.429	09:23:30.569	

P24 67		Simon HARVEY		Suzuki SV650 - Retirement Fund Racing			
IDEAL LAP TIME : 58.788		BEST LAP TIME : 59.013		DIFFERENCE : 0.225			
LAP	SECTOR 1	SECTOR 2	LAP TIME	MPH	DIFF	TIME OF DAY	
1 -	41.775	25.530	1:07.305	64.61	8.292	09:14:51.124	
2 -	37.441	23.916	1:01.357	70.87	2.344	09:15:52.481	
3 -	38.580	23.842	1:02.422	69.66	3.409	09:16:54.903	
4 -	37.207	23.289	1:00.496	71.88	1.483	09:17:55.399	
5 -	38.266	24.010	1:02.276	69.82	3.263	09:18:57.675	
6 -	37.423	23.194	1:00.617	71.73	1.604	09:19:58.292	
7 -	36.610	24.283	1:00.893	71.41	1.880	09:20:59.185	
8 -	36.012	23.052	59.064 (2)	73.62	0.051	09:21:58.249	
9 -	35.936	23.452	59.388 (3)	73.22	0.375	09:22:57.637	
10 -	35.736	23.277	59.013 (1)	73.68		09:23:56.650	

P25 177 RMT		Michael HOPKINS		Suzuki SV650 SK1 - MYSELF			
IDEAL LAP TIME : 59.032		BEST LAP TIME : 59.032		DIFFERENCE : 0.000			
LAP	SECTOR 1	SECTOR 2	LAP TIME	MPH	DIFF	TIME OF DAY	
1 -	48.453	28.324	1:16.777	56.63	17.745	09:15:19.151	
2 -	37.733	24.995	1:02.728	69.32	3.696	09:16:21.879	
3 -	40.156	25.123	1:05.279	66.61	6.247	09:17:27.158	
4 -	37.927	24.190	1:02.117	70.00	3.085	09:18:29.275	
5 -	37.973	24.406	1:02.379	69.71	3.347	09:19:31.654	
6 -	36.198	23.983	1:00.181 (3)	72.25	1.149	09:20:31.835	
7 -	35.833	23.804	59.637 (2)	72.91	0.605	09:21:31.472	
8 -	35.314	23.718	59.032 (1)	73.66		09:22:30.504	
9 -	35.694	24.600	1:00.294	72.12	1.262	09:23:30.798	

BMCRC - MRO Championships 2024 - Rnd 1 @ Brands Hatch Indy

MRO Minitwins & BMCRC Rookie Minitwins

QUALIFYING - SECTOR ANALYSIS



SECTOR 1 = FL to I1, SECTOR 2 = I1 to FL, DIFF = Difference To Personal Best Lap, P = Crossed Finish Line in Pit Lane, D = Time Disallowed

P26		213 RMT	Paul WRIGHT		Suzuki SV650 -		
IDEAL LAP TIME : 59.045		BEST LAP TIME : 59.176		DIFFERENCE : 0.131			
LAP	SECTOR 1	SECTOR 2	LAP TIME	MPH	DIFF	TIME OF DAY	
1 -	45.777	25.988	1:11.765	60.59	12.589	09:15:16.195	
2 -	38.039	24.793	1:02.832	69.21	3.656	09:16:19.027	
3 -	36.259	24.126	1:00.385	72.01	1.209	09:17:19.412	
4 -	36.024	23.621	59.645 (3)	72.90	0.469	09:18:19.057	
5 -	37.242	23.603	1:00.845	71.47	1.669	09:19:19.902	
6 -	35.920	23.734	59.654	72.89	0.478	09:20:19.556	
7 -	35.800	23.516	59.316 (2)	73.31	0.140	09:21:18.872	
8 -	35.529	23.647	59.176 (1)	73.48		09:22:18.048	
9 -	37.120	24.466	1:01.586	70.61	2.410	09:23:19.634	

P27		14 RMT	George DAVIES		Suzuki SV650 -		
IDEAL LAP TIME : 59.225		BEST LAP TIME : 59.346		DIFFERENCE : 0.121			
LAP	SECTOR 1	SECTOR 2	LAP TIME	MPH	DIFF	TIME OF DAY	
1 -	44.530	25.742	1:10.272	61.88	10.926	09:14:56.678	
2 -	38.122	24.469	1:02.591	69.47	3.245	09:15:59.269	
3 -	37.321	24.296	1:01.617	70.57	2.271	09:17:00.886	
4 -	37.311	23.778	1:01.089	71.18	1.743	09:18:01.975	
5 -	36.468	23.982	1:00.450	71.93	1.104	09:19:02.425	
6 -	38.071	23.750	1:01.821	70.34	2.475	09:20:04.246	
7 -	36.425	23.866	1:00.291 (3)	72.12	0.945	09:21:04.537	
8 -	37.029	23.979	1:01.008	71.27	1.662	09:22:05.545	
9 -	35.972	23.877	59.849 (2)	72.65	0.503	09:23:05.394	
10 -	36.093	23.253	59.346 (1)	73.27		09:24:04.740	

P28		75 RMT	Tom SVENSEN		Suzuki SV650 - Team TSR		
IDEAL LAP TIME : 59.966		BEST LAP TIME : 59.966		DIFFERENCE : 0.000			
LAP	SECTOR 1	SECTOR 2	LAP TIME	MPH	DIFF	TIME OF DAY	
1 -	41.420	25.131	1:06.551	65.34	6.585	09:14:49.269	
2 -	38.340	24.284	1:02.624	69.43	2.658	09:15:51.893	
3 -	36.877	23.970	1:00.847 (3)	71.46	0.881	09:16:52.740	
4 -	38.293	24.238	1:02.531	69.54	2.565	09:17:55.271	
5 -	37.728	24.338	1:02.066	70.06	2.100	09:18:57.337	
6 -	37.069	23.674	1:00.743 (2)	71.59	0.777	09:19:58.080	
7 -	36.791	25.040	1:01.831	70.33	1.865	09:20:59.911	
8 -	37.108	23.873	1:00.981	71.31	1.015	09:22:00.892	
9 -	36.840	25.496	1:02.336	69.76	2.370	09:23:03.228	
10 -	36.341	23.625	59.966 (1)	72.51		09:24:03.194	

P29		444 RMT	Brian HARRISON		Suzuki SV650 -		
IDEAL LAP TIME : 1:00.308		BEST LAP TIME : 1:00.308		DIFFERENCE : 0.000			
LAP	SECTOR 1	SECTOR 2	LAP TIME	MPH	DIFF	TIME OF DAY	
1 -	48.360	25.785	1:14.145	58.64	13.837	09:15:15.698	
2 -	39.650	25.119	1:04.769	67.14	4.461	09:16:20.467	
3 -	38.464	25.830	1:04.294	67.63	3.986	09:17:24.761	
4 -	37.103	24.904	1:02.007 (3)	70.13	1.699	09:18:26.768	
5 -	37.015	23.935	1:00.950 (2)	71.34	0.642	09:19:27.718	
6 -	36.772	23.536	1:00.308 (1)	72.10		09:20:28.026	

P30		111	Freddie BATE		Suzuki SV650 - Hartjay		
IDEAL LAP TIME : 1:00.619		BEST LAP TIME : 1:00.767		DIFFERENCE : 0.148			
LAP	SECTOR 1	SECTOR 2	LAP TIME	MPH	DIFF	TIME OF DAY	
1 -	45.015	26.409	1:11.424	60.88	10.657	09:15:12.530	
2 -	39.932	25.602	1:05.534	66.35	4.767	09:16:18.064	
3 -	36.718	24.964	1:01.682 (3)	70.50	0.915	09:17:19.746	
4 -	36.383	24.508	1:00.891 (2)	71.41	0.124	09:18:20.637	
5 -	36.531	24.236	1:00.767 (1)	71.56		09:19:21.404	

BMCRC - MRO Championships 2024 - Rnd 1 @ Brands Hatch Indy

MRO Minitwins & BMCRC Rookie Minitwins

QUALIFYING - SECTOR ANALYSIS



SECTOR 1 = FL to I1, SECTOR 2 = I1 to FL, DIFF = Difference To Personal Best Lap, P = Crossed Finish Line in Pit Lane, D = Time Disallowed

P31 127		Matthew CHAM		Ducati MONSTER 796 -			
IDEAL LAP TIME : 1:01.158		BEST LAP TIME : 1:01.173		DIFFERENCE : 0.015			
LAP	SECTOR 1	SECTOR 2	LAP TIME	MPH	DIFF	TIME OF DAY	
1 -	43.600	25.263	1:08.863	63.14	7.690	09:15:06.876	
2 -	40.126	25.331	1:05.457	66.43	4.284	09:16:12.333	
3 -	38.247	24.332	1:02.579	69.48	1.406	09:17:14.912	
4 -	37.095	24.078	1:01.173 (1)	71.08		09:18:16.085	
5 -	37.401	24.077	1:01.478 (2)	70.73	0.305	09:19:17.563	
6 -	37.753	24.063	1:01.816 (3)	70.34	0.643	09:20:19.379	

P32 101 RMT		Eddie WAKLEY		Suzuki SV650 -			
IDEAL LAP TIME : 1:00.600		BEST LAP TIME : 1:01.384		DIFFERENCE : 0.784			
LAP	SECTOR 1	SECTOR 2	LAP TIME	MPH	DIFF	TIME OF DAY	
1 -	OUTLAP	27.567	1:15.149	57.86	13.765	09:16:15.950	
2 -	41.357	26.221	1:07.578	64.34	6.194	09:17:23.528	
3 -	39.861	25.480	1:05.341	66.55	3.957	09:18:28.869	
4 -	39.131	29.465	1:08.596	63.39	7.212	09:19:37.465	
5 -	38.966	25.092	1:04.058 (3)	67.88	2.674	09:20:41.523	
6 -	38.552	25.994	1:04.546	67.37	3.162	09:21:46.069	
7 -	37.683	23.701	1:01.384 (1)	70.84		09:22:47.453	
8 -	36.899	25.797	1:02.696 (2)	69.36	1.312	09:23:50.149	

P33 69		Jack GRIFFITHS		Suzuki SV650 -			
IDEAL LAP TIME : 1:00.929		BEST LAP TIME : 1:01.387		DIFFERENCE : 0.458			
LAP	SECTOR 1	SECTOR 2	LAP TIME	MPH	DIFF	TIME OF DAY	
1 -	39.602	24.148	1:03.750 (3)	68.21	2.363	09:14:39.813	
2 -	36.781	24.606	1:01.387 (1)	70.83		09:15:41.200	
3 -	36.992	24.576	1:01.568 (2)	70.63	0.181	09:16:42.768	

P34 51		Andrew DURANT		Suzuki SV650 -			
IDEAL LAP TIME : 1:01.799		BEST LAP TIME : 1:01.799		DIFFERENCE : 0.000			
LAP	SECTOR 1	SECTOR 2	LAP TIME	MPH	DIFF	TIME OF DAY	
1 -	40.277	25.232	1:05.509	66.38	3.710	09:14:47.363	
2 -	37.825	25.206	1:03.031	68.99	1.232	09:15:50.394	
3 -	37.111	24.688	1:01.799 (1)	70.36		09:16:52.193	
4 -	37.766	24.694	1:02.460 (2)	69.62	0.661	09:17:54.653	
5 -	37.907	24.905	1:02.812 (3)	69.23	1.013	09:18:57.465	

P35 909 RMT		James WOODROFFE		Suzuki SV650 -			
IDEAL LAP TIME : 1:01.364		BEST LAP TIME : 1:01.900		DIFFERENCE : 0.536			
LAP	SECTOR 1	SECTOR 2	LAP TIME	MPH	DIFF	TIME OF DAY	
1 -	47.840	26.340	1:14.180	58.62	12.280	09:15:11.650	
2 -	41.325	26.513	1:07.838	64.10	5.938	09:16:19.488	
3 -	38.957	26.225	1:05.182	66.71	3.282	09:17:24.670	
4 -	39.467	25.093	1:04.560	67.35	2.660	09:18:29.230	
5 -	39.602	28.503	1:08.105	63.85	6.205	09:19:37.335	
6 -	40.531	24.737	1:05.268	66.62	3.368	09:20:42.603	
7 -	38.735	25.663	1:04.398 (3)	67.52	2.498	09:21:47.001	
8 -	38.134	24.246	1:02.380 (2)	69.71	0.480	09:22:49.381	
9 -	37.118	24.782	1:01.900 (1)	70.25		09:23:51.281	

P36 122 RMT		James EGGINTON		Suzuki SV650 - Advance Computer Services - www.ACS.co.uk			
IDEAL LAP TIME : 1:01.973		BEST LAP TIME : 1:01.973		DIFFERENCE : 0.000			
LAP	SECTOR 1	SECTOR 2	LAP TIME	MPH	DIFF	TIME OF DAY	
1 -	44.003	25.866	1:09.869	62.23	7.896	09:14:58.217	
2 -	38.850	24.974	1:03.824 (3)	68.13	1.851	09:16:02.041	
3 -	37.501	24.472	1:01.973 (1)	70.16		09:17:04.014	
4 -	37.857	24.569	1:02.426 (2)	69.66	0.453	09:18:06.440	

BMCRC - MRO Championships 2024 - Rnd 1 @ Brands Hatch Indy

MRO Minitwins & BMCRC Rookie Minitwins

QUALIFYING - SECTOR ANALYSIS



SECTOR 1 = FL to I1, SECTOR 2 = I1 to FL, DIFF = Difference To Personal Best Lap, P = Crossed Finish Line in Pit Lane, D = Time Disallowed

P37 60		Justin PRICE		Suzuki SV650 -			
IDEAL LAP TIME : 1:02.561		BEST LAP TIME : 1:02.846		DIFFERENCE : 0.285			
LAP	SECTOR 1	SECTOR 2	LAP TIME	MPH	DIFF	TIME OF DAY	
1 -	49.283	30.318	1:19.601	54.63	16.755	09:15:20.361	
2 -	42.522	26.288	1:08.810	63.19	5.964	09:16:29.171	
3 -	39.221	25.437	1:04.658	67.25	1.812	09:17:33.829	
4 -	37.625	25.221	1:02.846 (1)	69.19		09:18:36.675	
5 -	38.293	25.497	1:03.790 (3)	68.17	0.944	09:19:40.465	
6 -	37.957	24.936	1:02.893 (2)	69.14	0.047	09:20:43.358	
7 -	58.411	29.827	1:28.238	49.28	25.392	09:22:11.596	
8 -	41.961	26.467	1:08.428	63.55	5.582	09:23:20.024	

P38 35		Jay GILBERT		Suzuki SV 650 - Open to offers			
IDEAL LAP TIME : 1:03.594		BEST LAP TIME : 1:03.633		DIFFERENCE : 0.039			
LAP	SECTOR 1	SECTOR 2	LAP TIME	MPH	DIFF	TIME OF DAY	
1 -	OUTLAP	25.714	1:10.441	61.73	6.808	09:21:22.603	
2 -	38.681	26.115	1:04.796 (2)	67.11	1.163	09:22:27.399	
3 -	37.880	25.753	1:03.633 (1)	68.33		09:23:31.032	

P39 17 RMT		Alex BUCHANAN		Suzuki SV650 - Novus			
IDEAL LAP TIME : 1:04.906		BEST LAP TIME : 1:05.060		DIFFERENCE : 0.154			
LAP	SECTOR 1	SECTOR 2	LAP TIME	MPH	DIFF	TIME OF DAY	
1 -	46.235	26.545	1:12.780	59.74	7.720	09:15:10.586	
2 -	40.843	25.903	1:06.746	65.15	1.686	09:16:17.332	
3 -	40.308	27.966	1:08.274	63.69	3.214	09:17:25.606	
4 -	40.685	25.929	1:06.614	65.28	1.554	09:18:32.220	
5 -	40.442	25.831	1:06.273	65.61	1.213	09:19:38.493	
6 -	41.101	26.322	1:07.423	64.49	2.363	09:20:45.916	
7 -	40.449	25.758	1:06.207 (3)	65.68	1.147	09:21:52.123	
8 -	40.003	25.589	1:05.592 (2)	66.29	0.532	09:22:57.715	
9 -	39.317	25.743	1:05.060 (1)	66.83		09:24:02.775	

P40 16 RMT		Adam FREWIN		Suzuki SV650 - Mundo Street food Ibiza			
IDEAL LAP TIME : 1:05.239		BEST LAP TIME : 1:05.717		DIFFERENCE : 0.478			
LAP	SECTOR 1	SECTOR 2	LAP TIME	MPH	DIFF	TIME OF DAY	
1 -	40.764	25.878	1:06.642 (3)	65.25	0.925	09:14:46.000	
2 -	39.361	26.356	1:05.717 (1)	66.17		09:15:51.717	
3 -	39.852	26.196	1:06.048 (2)	65.84	0.331	09:16:57.765	

P41 251 RMT		Craig FERRIS		Suzuki SV650 -			
IDEAL LAP TIME : 1:05.693		BEST LAP TIME : 1:06.188		DIFFERENCE : 0.495			
LAP	SECTOR 1	SECTOR 2	LAP TIME	MPH	DIFF	TIME OF DAY	
1 -	42.521	26.362	1:08.883	63.13	2.695	09:15:05.393	
2 -	41.425	26.874	1:08.299 (3)	63.67	2.111	09:16:13.692	
3 -	39.331	26.857	1:06.188 (1)	65.70		09:17:19.880	
4 -	39.899	27.652	1:07.551 (2)	64.37	1.363	09:18:27.431	
5 -	40.253	28.439	1:08.692	63.30	2.504	09:19:36.123	

BMCRC - MRO Championships 2024 - Rnd 1 @ Brands Hatch Indy

MRO Minitwins & BMCRC Rookie Minitwins

QUALIFYING - SECTOR ANALYSIS



SECTOR 1 = FL to I1, SECTOR 2 = I1 to FL, DIFF = Difference To Personal Best Lap, P = Crossed Finish Line in Pit Lane, D = Time Disallowed

P42		41 RMT		Robert ROGERS		Suzuki SV650 -	
IDEAL LAP TIME : 1:06.087		BEST LAP TIME : 1:06.431		DIFFERENCE : 0.344			
LAP	SECTOR 1	SECTOR 2	LAP TIME	MPH	DIFF	TIME OF DAY	
1 -	46.695	27.264	1:13.959	58.79	7.528	09:15:10.011	
2 -	42.109	27.575	1:09.684	62.40	3.253	09:16:19.695	
3 -	41.661	26.117	1:07.778	64.15	1.347	09:17:27.473	
4 -	41.457	26.101	1:07.558	64.36	1.127	09:18:35.031	
5 -	40.512	26.499	1:07.011 (3)	64.89	0.580	09:19:42.042	
6 -	41.758	26.842	1:08.600	63.39	2.169	09:20:50.642	
7 -	40.796	25.920	1:06.716 (2)	65.18	0.285	09:21:57.358	
8 -	40.167	26.264	1:06.431 (1)	65.46		09:23:03.789	
9 -	40.367	26.979	1:07.346	64.57	0.915	09:24:11.135	

P43		8		Stuart ALBON		Suzuki SV650 - Winter Sun Skydiving	
IDEAL LAP TIME : 1:09.989		BEST LAP TIME : 1:10.160		DIFFERENCE : 0.171			
LAP	SECTOR 1	SECTOR 2	LAP TIME	MPH	DIFF	TIME OF DAY	
1 -	48.862	29.490	1:18.352	55.50	8.192	09:15:03.381	
2 -	44.096	27.684	1:11.780 (3)	60.58	1.620	09:16:15.161	
3 -	42.305	27.855	1:10.160 (1)	61.98		09:17:25.321	
4 -	44.076	28.437	1:12.513	59.96	2.353	09:18:37.834	
5 -	43.538	28.086	1:11.624 (2)	60.71	1.464	09:19:49.458	
6 -	43.912	30.149	1:14.061	58.71	3.901	09:21:03.519	

P44		11 RMT		Marcus LAWLER		Suzuki SV650 -	
IDEAL LAP TIME : 1:22.963		BEST LAP TIME : 1:23.492		DIFFERENCE : 0.529			
LAP	SECTOR 1	SECTOR 2	LAP TIME	MPH	DIFF	TIME OF DAY	
1 -	59.063	34.663	1:33.726	46.39	10.234	09:15:24.294	
2 -	52.779	33.481	1:26.260	50.41	2.768	09:16:50.554	
3 -	51.829	32.806	1:24.635	51.38	1.143	09:18:15.189	
4 -	50.711	32.781	1:23.492 (1)	52.08		09:19:38.681	
5 -	52.844	32.763	1:25.607	50.79	2.115	09:21:04.288	
6 -	52.029	32.405	1:24.434 (3)	51.50	0.942	09:22:28.722	
7 -	50.558	33.043	1:23.601 (2)	52.01	0.109	09:23:52.323	

BMCRC - MRO Championships 2024 - Rnd 1 @ Brands Hatch Indy

MRO Minitwins & BMCRC Rookie Minitwins

QUALIFYING - BEST SECTORS

SECTOR 1				SECTOR 2			IDEAL / BEST COMPARISON					
POS	NO	NAME	TIME	NO	NAME	TIME	POS	NO	NAME	IDEAL	BEST	DIFF
1	22	DOWDS	32.029	22	DOWDS	21.516	1	22	DOWDS	53.545	53.545	0.000
2	333	LINDEMANN	32.424	333	LINDEMANN	21.570	2	333	LINDEMANN	53.994	53.994	0.000
3	81	MAY	32.455	81	MAY	22.007	3	81	MAY	54.462	54.462	0.000
4	45	QUINCE	33.051	15	SVENSEN	22.109	4	45	QUINCE	55.308	56.366	1.058
5	19	LILLEY	33.189	1	TWYFORD	22.253	5	19	LILLEY	55.530	56.161	0.631
6	74	BLACK	33.277	45	QUINCE	22.257	6	1	TWYFORD	55.737	55.737	0.000
7	1	TWYFORD	33.484	9	BEDFORD	22.291	7	74	BLACK	55.796	56.008	0.212
8	34	JOHNSON	33.498	888	WRIGHT	22.328	8	15	SVENSEN	55.835	55.934	0.099
9	15	SVENSEN	33.726	19	LILLEY	22.341	9	34	JOHNSON	55.901	56.191	0.290
10	21	FINNIS	33.733	34	JOHNSON	22.403	10	21	FINNIS	56.181	56.277	0.096
11	27	BETTIS	33.787	166	KING	22.426	11	27	BETTIS	56.265	56.633	0.368
12	9	BEDFORD	34.050	21	FINNIS	22.448	12	9	BEDFORD	56.341	56.341	0.000
13	888	WRIGHT	34.209	27	BETTIS	22.478	13	888	WRIGHT	56.537	56.991	0.454
14	281	HEALEY	34.217	74	BLACK	22.519	14	281	HEALEY	56.755	56.755	0.000
15	3	ARBON	34.278	281	HEALEY	22.538	15	166	KING	57.014	57.215	0.201
16	181	CONNELL	34.518	237	WOOD	22.740	16	3	ARBON	57.245	57.493	0.248
17	166	KING	34.588	115	MAHER	22.809	17	237	WOOD	57.443	57.800	0.357
18	30	LUFF	34.631	30	LUFF	22.889	18	30	LUFF	57.520	57.604	0.084
19	237	WOOD	34.703	293	SMITH	22.965	19	293	SMITH	57.852	57.938	0.086
20	293	SMITH	34.887	3	ARBON	22.967	20	181	CONNELL	57.966	58.664	0.698
21	115	MAHER	35.164	67	HARVEY	23.052	21	115	MAHER	57.973	58.207	0.234
22	153	JOHNSON	35.256	14	DAVIES	23.253	22	153	JOHNSON	58.689	58.689	0.000
23	177	HOPKINS	35.314	153	JOHNSON	23.433	23	67	HARVEY	58.788	59.013	0.225
24	46	HODGES	35.339	181	CONNELL	23.448	24	46	HODGES	58.943	58.972	0.029
25	213	WRIGHT	35.529	213	WRIGHT	23.516	25	177	HOPKINS	59.032	59.032	0.000
26	67	HARVEY	35.736	444	HARRISON	23.536	26	213	WRIGHT	59.045	59.176	0.131
27	14	DAVIES	35.972	46	HODGES	23.604	27	14	DAVIES	59.225	59.346	0.121
28	75	SVENSEN	36.341	75	SVENSEN	23.625	28	75	SVENSEN	59.966	59.966	0.000
29	111	BATE	36.383	101	WAKLEY	23.701	29	444	HARRISON	1:00.308	1:00.308	0.000
30	444	HARRISON	36.772	177	HOPKINS	23.718	30	101	WAKLEY	1:00.600	1:01.384	0.784
31	69	GRIFFITHS	36.781	127	CHAM	24.063	31	111	BATE	1:00.619	1:00.767	0.148
32	101	WAKLEY	36.899	69	GRIFFITHS	24.148	32	69	GRIFFITHS	1:00.929	1:01.387	0.458
33	127	CHAM	37.095	111	BATE	24.236	33	127	CHAM	1:01.158	1:01.173	0.015
34	51	DURANT	37.111	909	WOODROFFE	24.246	34	909	WOODROFFE	1:01.364	1:01.900	0.536
35	909	WOODROFFE	37.118	122	EGGINTON	24.472	35	51	DURANT	1:01.799	1:01.799	0.000
36	122	EGGINTON	37.501	51	DURANT	24.688	36	122	EGGINTON	1:01.973	1:01.973	0.000
37	60	PRICE	37.625	60	PRICE	24.936	37	60	PRICE	1:02.561	1:02.846	0.285
38	35	GILBERT	37.880	17	BUCHANAN	25.589	38	35	GILBERT	1:03.594	1:03.633	0.039
39	17	BUCHANAN	39.317	35	GILBERT	25.714	39	17	BUCHANAN	1:04.906	1:05.060	0.154
40	251	FERRIS	39.331	16	FREWIN	25.878	40	16	FREWIN	1:05.239	1:05.717	0.478
41	16	FREWIN	39.361	41	ROGERS	25.920	41	251	FERRIS	1:05.693	1:06.188	0.495
42	41	ROGERS	40.167	251	FERRIS	26.362	42	41	ROGERS	1:06.087	1:06.431	0.344
43	8	ALBON	42.305	8	ALBON	27.684	43	8	ALBON	1:09.989	1:10.160	0.171
44	11	LAWLER	50.558	11	LAWLER	32.405	44	11	LAWLER	1:22.963	1:23.492	0.529

BMCRC - MRO Championships 2024 - Rnd 1 @ Brands Hatch Indy

MRO Minitwins & BMCRC Rookie Minitwins

QUALIFYING - STATISTICS

Competitors Started	44
Planned Start	2024-03-16 @ 09:12:00.000
Actual Start	2024-03-16 @ 09:13:18.299
Finish Time	2024-03-16 @ 09:23:14.555
Track Length	1.2079mi.
Total Laps	352
Total Distance Covered	425.1968mi.

Session Fastest Lap History

NO	CL	NAME	LAP TIME	TIME OF DAY	LAP	VEHICLE
22		Darren DOWDS	1:00.208	09:14:33.758	1	Suzuki SV650
19		Kevin LILLEY	59.498	09:14:34.481	1	Suzuki SV650
22		Darren DOWDS	55.750	09:15:29.509	2	Suzuki SV650
333		David LINDEMANN	54.626	09:16:55.114	3	Suzuki SV650
333		David LINDEMANN	53.994	09:18:45.173	5	Suzuki SV650
22		Darren DOWDS	53.545	09:21:06.311	8	Suzuki SV650

Flag History

TYPE	TIME OF DAY
GREEN	09:13:18.299
FINISH	09:23:14.555

Flag Statistics

TYPE	COUNT	TOTAL LAPS	TOTAL TIME
Green	1	11	10:57.718
Red	0	0	0.000
Safety Car	0	0	0.000
FCY	0	0	0.000

BMCRC - MRO Championships 2024 - Rnd 1 @ Brands Hatch Indy

MRO Minitwins & BMCRC Rookie Minitwins

QUALIFYING - STATISTICS

CLASS :

27 Starters

Fastest Lap History

NO	NAME	LAP TIME	TIME OF DAY	LAP	VEHICLE
22	Darren DOWDS	1:00.208	09:14:33.758	1	Suzuki SV650
19	Kevin LILLEY	59.498	09:14:34.481	1	Suzuki SV650
22	Darren DOWDS	55.750	09:15:29.509	2	Suzuki SV650
333	David LINDEMANN	54.626	09:16:55.114	3	Suzuki SV650
333	David LINDEMANN	53.994	09:18:45.173	5	Suzuki SV650
22	Darren DOWDS	53.545	09:21:06.311	8	Suzuki SV650

BMCRC - MRO Championships 2024 - Rnd 1 @ Brands Hatch Indy

MRO Minitwins & BMCRC Rookie Minitwins

QUALIFYING - STATISTICS

CLASS : RMT

17 Starters

Fastest Lap History

NO	NAME	LAP TIME	TIME OF DAY	LAP	VEHICLE
30	David LUFF	1:04.471	09:14:42.716	1	Suzuki SV650
30	David LUFF	59.587	09:15:42.304	2	Suzuki SV650
166	Ben KING	59.109	09:16:01.906	2	Suzuki SV650
166	Ben KING	57.630	09:16:59.537	3	Suzuki SV650
30	David LUFF	57.604	09:17:40.568	4	Suzuki SV650
166	Ben KING	57.215	09:20:53.575	7	Suzuki SV650

BMCRC - MRO Championships 2024 - Rnd 1 @ Brands Hatch Indy

MRO Minitwins

RACE 2 - GRID (9 Laps)

ROW 10	30		29		28	47 Tristan BOHANAN	
ROW 9		27	8 Stuart ALBON 1:10.160	26	35 Jay GILBERT 1:03.633	25	60 Justin PRICE 1:02.846
ROW 8	24	51 Andrew DURANT 1:01.799	23	69 Jack GRIFFITHS 1:01.387	22	127 Matthew CHAM 1:01.173	
ROW 7		21	111 Freddie BATE 1:00.767	20	67 Simon HARVEY 59.013	19	153 Kristian JOHNSON 58.689
ROW 6	18	181 Neil CONNELL 58.664	17	115 Brian MAHER 58.207	16	293 Leigh SMITH 57.938	
ROW 5		15	3 Oliver ARBON 57.493	14	888 Brandon WRIGHT 56.991	13	281 Lee HEALEY 56.755
ROW 4	12	27 Jack BETTIS 56.633	11	45 Terence QUINCE 56.366	10	9 Thomas BEDFORD 56.341	
ROW 3		9	21 Toby FINNIS 56.277	8	34 Andrew JOHNSON 56.191	7	19 Kevin LILLEY 56.161
ROW 2	6	74 Daniel BLACK 56.008	5	15 James SVENSEN 55.934	4	1 David TWYFORD 55.737	
ROW 1		3	81 Malvern MAY 54.462	2	333 David LINDEMANN 53.994	1	22 Darren DOWDS 53.545
Pole							

These results are provisional until the conclusion of any judicial and technical matters.

Brands Hatch Indy: 1.2079 miles

Clerk Of Course:	Stewards:	Timekeeper:	<i>Craig Smith</i>	
------------------	-----------	-------------	--------------------	---

Results can be found at www.tsl-timing.com

Printed - 09:27 Saturday, 16 March 2024



BMCRC - MRO Championships 2024 - Rnd 1 @ Brands Hatch Indy

MRO Minitwins

RACE 2 - CLASSIFICATION

Race Distance: 9 Laps / 10.87 miles

POS	NO	NAME	ENTRY	LAPS	TIME	GAP	DIFF	MPH	BEST	ON	GRD	↑↓
1	1	David TWYFORD	Suzuki SV650 - IMP Racing, MHP, RODOC	9	7:55.786			82.25	51.640	6	4	3
2	22	Darren DOWDS	Suzuki SV650 - Sublime Dsg Ltd	9	7:56.866	1.080	1.080	82.07	51.786	9	1	-1
3	333	David LINDEMANN	Suzuki SV650 - Giraffe Decorators	9	7:57.383	1.597	0.517	81.98	51.814	9	2	-1
4	19	Kevin LILLEY	Suzuki SV650 - Trafalgar Cleaning Eqpt. / Steve Jordan Mot	9	8:02.895	7.109	5.512	81.04	52.612	3	7	3
5	81	Malvern MAY	Suzuki SV650 - IMP racing	9	8:06.950	11.164	4.055	80.37	52.920	4	3	-2
6	34	Andrew JOHNSON	Suzuki SV650 - Rose & Charlie Racing	9	8:14.403	18.617	7.453	79.16	53.805	2	8	2
7	15	James SVENSEN	Suzuki SV650S - Team TSR	9	8:14.581	18.795	0.178	79.13	53.995	8	5	-2
8	3	Oliver ARBON	Suzuki SV650 - TT Plumbing and Heating	9	8:15.834	20.048	1.253	78.93	53.483	9	15	7
9	74	Daniel BLACK	Suzuki SV650 - DAD	9	8:16.881	21.095	1.047	78.76	53.928	4	6	-3
10	45	Terence QUINCE	Suzuki SV650 - K&Q, HM Racing, Titan-x	9	8:19.210	23.424	2.329	78.39	54.359	3	11	1
11	181	Neil CONNELL	Suzuki SV650 - Helite Air Vests	9	8:22.072	26.286	2.862	77.95	54.157	8	18	7
12	888	Brandon WRIGHT	Suzuki SV650 - 888 Vapour	9	8:25.701	29.915	3.629	77.39	54.147	9	14	2
13	9	Thomas BEDFORD	Suzuki SV650 - AWO Recycling Ltd	9	8:26.638	30.852	0.937	77.24	54.925	9	10	-3
14	281	Lee HEALEY	Suzuki SV650 - F-TECH FIRE & ELECTRICAL LTD	9	8:27.058	31.272	0.420	77.18	54.370	9	13	-1
15	27	Jack BETTIS	Suzuki SV650 - NB Toolmaking	9	8:28.149	32.363	1.091	77.01	55.267	9	12	-3
16	293	Leigh SMITH	Suzuki SV650 - Smiths Mechanical Support	9	8:30.892	35.106	2.743	76.60	55.091	9	16	0
17	115	Brian MAHER	Suzuki SV650 -	9	8:31.614	35.828	0.722	76.49	55.559	8	17	0
18	127	Matthew CHAM	Ducati MONSTER 796 -	9	8:32.329	36.543	0.715	76.39	55.826	2	22	4
19	67	Simon HARVEY	Suzuki SV650 - Retirement Fund Racing	9	8:38.314	42.528	5.985	75.50	56.194	4	20	1
20	153	Kristian JOHNSON	Suzuki SV650 - Eden Mobility	9	8:41.029	45.243	2.715	75.11	56.402	4	19	-1
21	69	Jack GRIFFITHS	Suzuki SV650 -	8	7:59.036	1 Lap	1 Lap	72.62	57.893	7	23	2
22	35	Jay GILBERT	Suzuki SV 650 - Open to offers	8	8:08.598	1 Lap	9.562	71.20	58.417	8	26	4
23	60	Justin PRICE	Suzuki SV650 -	8	8:08.698	1 Lap	0.100	71.18	58.926	8	25	2
24	8	Stuart ALBON	Suzuki SV650 - Winter Sun Skydiving	8	8:51.577	1 Lap	42.879	65.44	1:04.586	8	27	3
NOT CLASSIFIED												
DNF	111	Freddie BATE	Suzuki SV650 - Hartjay	8	7:41.899	1 Lap		75.31	56.019	5	21	
DNF	21	Toby FINNIS	Suzuki SV650 - NOKA RACING - PRIME/TWT	5	4:47.188	4 Laps	3 Laps	75.71	55.708	2	9	
DNF	51	Andrew DURANT	Suzuki SV650 -	1	1:08.160	8 Laps	4 Laps	63.79			24	

FASTEST LAP

1	David TWYFORD	Suzuki SV650 - IMP Racing, MHP, RODOC	6	51.640	84.20 mph	135.52 kph
---	---------------	---------------------------------------	---	--------	-----------	------------

Comments:
92.5% of Race Speed = 76.08 mph

Weather / Track : Cloudy / Dry

Date: 16/03/2024 Start: 11:31 Finish: 11:39

These results are provisional until the conclusion of any judicial and technical matters.

Brands Hatch Indy: 1.2079 miles

Clerk Of Course:	Stewards:	Timekeeper:	<i>Craig Smith</i>	
------------------	-----------	-------------	--------------------	---

Results can be found at www.tsl-timing.com

Printed - 11:48 Saturday, 16 March 2024



BMCRC - MRO Championships 2024 - Rnd 1 @ Brands Hatch Indy

MRO Minitwins

RACE 2 - LAP CHART

LAP 1 @ 11:32:12.219

NO	BEHIND	LAP TIME
22		57.702
333	0.084	57.786
1	0.170	57.872
81	0.561	58.263
19	0.681	58.383
15	1.609	59.311
45	2.008	59.710
34	3.156	1:00.858
9	3.226	1:00.928
74	3.651	1:01.353
3	3.945	1:01.647
21	4.281	1:01.983
127	4.417	1:02.119
27	4.804	1:02.506
888	4.989	1:02.691
115	5.303	1:03.005
281	5.780	1:03.482
181	5.860	1:03.562
293	6.012	1:03.714
153	6.811	1:04.513
67	6.913	1:04.615
111	7.925	1:05.627
69	10.169	1:07.871
51	10.458	1:08.160
60	11.190	1:08.892
35	11.844	1:09.546
8	16.836	1:14.538

LAP 2 @ 11:33:05.254

NO	BEHIND	LAP TIME
22		53.035
333	0.091	53.042
1	0.121	52.986
19	0.586	52.940
81	0.874	53.348
15	2.961	54.387
45	3.575	54.602
34	3.926	53.805
74	5.035	54.419
3	5.882	54.972
9	6.250	56.059
21	6.954	55.708
127	7.208	55.826
27	7.231	55.462
888	7.461	55.507
115	7.851	55.583
181	8.060	55.235
281	8.449	55.704
293	8.710	55.733
67	11.436	57.558
153	11.724	57.948
111	11.922	57.032
69	16.713	59.579
60	18.069	59.914
35	20.021	1:01.212
8	30.559	1:06.758

LAP 3 @ 11:33:57.700

NO	BEHIND	LAP TIME
22		52.446
333	0.089	52.444
1	0.154	52.479

19	0.752	52.612
81	1.382	52.954
15	4.891	54.376
45	5.488	54.359
34	5.595	54.115
74	6.693	54.104
3	7.640	54.204
9	9.020	55.216
27	10.447	55.662
888	11.333	56.318
21	11.645	57.137
181	11.724	56.110
127	11.866	57.104
281	11.962	55.959
115	11.997	56.592
293	12.115	55.851
67	15.353	56.363
153	15.898	56.620
111	16.755	57.279
69	23.478	59.211
60	26.405	1:00.782
35	27.000	59.425
8	43.067	1:04.954

LAP 4 @ 11:34:50.160

NO	BEHIND	LAP TIME
22		52.460
1	0.075	52.381
333	0.147	52.518
19	1.100	52.808
81	1.842	52.920
15	6.663	54.232
34	7.453	54.318
45	7.810	54.782
74	8.161	53.928
3	9.417	54.237
9	11.741	55.181
27	13.431	55.444
888	13.592	54.719
181	13.849	54.585
281	14.787	55.285
21	15.091	55.906
127	15.276	55.870
115	15.508	55.971
293	15.735	56.080
67	19.087	56.194
153	19.840	56.402
111	20.467	56.172
69	29.824	58.806
35	34.668	1:00.128
60	34.751	1:00.806

LAP 5 @ 11:35:43.098

NO	BEHIND	LAP TIME
1		52.863
22	0.239	53.177
333	0.455	53.246
19	1.399	53.237
81	2.165	53.261
8	1 Lap	1:05.572
15	8.204	54.479
34	8.345	53.830
74	9.494	54.271
45	10.482	55.610
3	10.637	54.158

9	14.000	55.197
27	15.988	55.495
181	16.223	55.312
888	16.666	56.012
281	16.787	54.938
127	18.220	55.882
115	18.413	55.843
293	18.499	55.702
21	18.607	56.454
67	22.468	56.319
111	23.548	56.019
153	24.207	57.305
69	35.163	58.277
60	41.895	1:00.082
35	42.078	1:00.348

LAP 6 @ 11:36:34.738

NO	BEHIND	LAP TIME
1		51.640
22	0.771	52.172
333	0.995	52.180
19	2.757	52.998
81	4.312	53.787
34	11.364	54.659
15	11.841	55.277
74	12.553	54.699
3	14.163	55.166
45	14.252	55.410
8	1 Lap	1:05.057
9	18.291	55.931
181	19.141	54.558
27	19.841	55.493
888	19.935	54.909
281	20.438	55.291
127	22.513	55.933
293	22.602	55.743
115	22.750	55.977
67	27.455	56.627
111	28.361	56.453
153	29.162	56.595
69	42.342	58.819
60	50.395	1:00.140
35	50.503	1:00.065

LAP 7 @ 11:37:26.856

NO	BEHIND	LAP TIME
1		52.118
22	0.565	51.912
333	0.825	51.948
19	3.829	53.190
81	6.069	53.875
34	13.530	54.284
15	14.131	54.408
74	15.392	54.957
3	15.955	53.910
45	17.552	55.418
181	21.344	54.321
9	23.747	57.574
27	24.346	56.623
281	24.687	56.367
888	24.735	56.918
127	26.908	56.513
293	27.602	57.118
115	28.039	57.407
8	1 Lap	1:05.127

67	32.068	56.731
111	32.635	56.392
153	33.553	56.509
69	48.117	57.893

LAP 8 @ 11:38:18.631

NO	BEHIND	LAP TIME
1		51.775
22	0.966	52.176
333	1.455	52.405
19	5.615	53.561
60	1 Lap	59.156
35	1 Lap	59.457
81	8.375	54.081
34	16.018	54.263
15	16.351	53.995
3	18.237	54.057
74	18.295	54.678
45	20.562	54.785
181	23.726	54.157
888	27.440	54.480
9	27.599	55.627
281	28.574	55.662
27	28.768	56.197
127	31.589	56.456
293	31.687	55.860
115	31.823	55.559
111	37.785	56.925
67	37.832	57.539
153	39.362	57.584
8	1 Lap	1:04.985

LAP 9 @ 11:39:10.303

NO	BEHIND	LAP TIME
1		51.672
22	1.080	51.786
333	1.597	51.814
69	1 Lap	58.580
19	7.109	53.166
81	11.164	54.461
35	1 Lap	58.417
60	1 Lap	58.926
34	18.617	54.271
15	18.795	54.116
3	20.048	53.483
74	21.095	54.472
45	23.424	54.534
181	26.286	54.232
888	29.915	54.147
9	30.852	54.925
281	31.272	54.370
27	32.363	55.267
293	35.106	55.091
115	35.828	55.677
127	36.543	56.626
67	42.528	56.368
153	45.243	57.553
8	1 Lap	1:04.586

BMCRC - MRO Championships 2024 - Rnd 1 @ Brands Hatch Indy

MRO Minitwins

RACE 2 - POSITION CHART

No	Name	Lap										
		Pos	1	2	3	4	5	6	7	8	9	
22	DOWDS	1	22	22	22	22	1	1	1	1	1	
333	LINDEMANN	2	333	333	333	1	22	22	22	22	22	
81	MAY	3	1	1	1	333	333	333	333	333	333	
1	TWYFORD	4	81	19	19	19	19	19	19	19	19	
15	SVENSEN	5	19	81	81	81	81	81	81	81	81	
74	BLACK	6	15	15	15	15	15	34	34	34	34	
19	LILLEY	7	45	45	45	34	34	15	15	15	15	
34	JOHNSON	8	34	34	34	45	74	74	74	3	3	
21	FINNIS	9	9	74	74	74	45	3	3	74	74	
9	BEDFORD	10	74	3	3	3	3	45	45	45	45	
45	QUINCE	11	3	9	9	9	9	9	181	181	181	
27	BETTIS	12	21	21	27	27	27	181	9	888	888	
281	HEALEY	13	127	127	888	888	181	27	27	9	9	
888	WRIGHT	14	27	27	21	181	888	888	281	281	281	
3	ARBON	15	888	888	181	281	281	281	888	27	27	
293	SMITH	16	115	115	127	21	127	127	127	127	293	
115	MAHER	17	281	181	281	127	115	293	293	293	115	
181	CONNELL	18	181	281	115	115	293	115	115	115	127	
153	JOHNSON	19	293	293	293	293	21	67	67	111	67	
67	HARVEY	20	153	67	67	67	67	111	111	67	153	
111	BATE	21	67	153	153	153	111	153	153	153		
127	CHAM	22	111	111	111	111	153	69	69	69		
69	GRIFFITHS	23	69	69	69	69	69	60	60	35		
51	DURANT	24	51	60	60	35	60	35	35	60		
60	PRICE	25	60	35	35	60	35	8	8	8		
35	GILBERT	26	35	8	8	8	8					
8	ALBON	27	8									

BMCRC - MRO Championships 2024 - Rnd 1 @ Brands Hatch Indy

MRO Minitwins

RACE 2 - SECTOR ANALYSIS



SECTOR 1 = FL to I1, SECTOR 2 = I1 to FL, DIFF = Difference To Personal Best Lap, P = Crossed Finish Line in Pit Lane, D = Time Disallowed

P1		1		David TWYFORD		Suzuki SV650 - IMP Racing, MHP, RODOC	
IDEAL LAP TIME : 51.574		BEST LAP TIME : 51.640		DIFFERENCE : 0.066			
LAP	SECTOR 1	SECTOR 2	LAP TIME	MPH	DIFF	TIME OF DAY	
1 -		21.334	57.872	75.14	6.232	11:32:12.389	
2 -	31.841	21.145	52.986	82.07	1.346	11:33:05.375	
3 -	31.262	21.217	52.479	82.86	0.839	11:33:57.854	
4 -	31.230	21.151	52.381	83.01	0.741	11:34:50.235	
5 -	31.236	21.627	52.863	82.26	1.223	11:35:43.098	
6 -	30.791	20.849	51.640 (1)	84.20		11:36:34.738	
7 -	31.241	20.877	52.118	83.43	0.478	11:37:26.856	
8 -	30.990	20.785	51.775 (3)	83.99	0.135	11:38:18.631	
9 -	30.889	20.783	51.672 (2)	84.15	0.032	11:39:10.303	

P2		22		Darren DOWDS		Suzuki SV650 - Sublime Dsg Ltd	
IDEAL LAP TIME : 51.658		BEST LAP TIME : 51.786		DIFFERENCE : 0.128			
LAP	SECTOR 1	SECTOR 2	LAP TIME	MPH	DIFF	TIME OF DAY	
1 -		21.545	57.702	75.36	5.916	11:32:12.219	
2 -	31.748	21.287	53.035	81.99	1.249	11:33:05.254	
3 -	31.239	21.207	52.446	82.91	0.660	11:33:57.700	
4 -	31.288	21.172	52.460	82.89	0.674	11:34:50.160	
5 -	31.666	21.511	53.177	81.77	1.391	11:35:43.337	
6 -	31.190	20.982	52.172 (3)	83.35	0.386	11:36:35.509	
7 -	31.048	20.864	51.912 (2)	83.76	0.126	11:37:27.421	
8 -	31.208	20.968	52.176	83.34	0.390	11:38:19.597	
9 -	30.794	20.992	51.786 (1)	83.97		11:39:11.383	

P3		333		David LINDEMANN		Suzuki SV650 - Giraffe Decorators	
IDEAL LAP TIME : 51.549		BEST LAP TIME : 51.814		DIFFERENCE : 0.265			
LAP	SECTOR 1	SECTOR 2	LAP TIME	MPH	DIFF	TIME OF DAY	
1 -		21.495	57.786	75.25	5.972	11:32:12.303	
2 -	31.787	21.255	53.042	81.98	1.228	11:33:05.345	
3 -	31.215	21.229	52.444	82.91	0.630	11:33:57.789	
4 -	31.457	21.061	52.518	82.80	0.704	11:34:50.307	
5 -	31.588	21.658	53.246	81.67	1.432	11:35:43.553	
6 -	31.055	21.125	52.180 (3)	83.33	0.366	11:36:35.733	
7 -	30.951	20.997	51.948 (2)	83.71	0.134	11:37:27.681	
8 -	31.416	20.989	52.405	82.98	0.591	11:38:20.086	
9 -	30.560	21.254	51.814 (1)	83.92		11:39:11.900	

P4		19		Kevin LILLEY		Suzuki SV650 - Trafalgar Cleaning Eqpt. / Steve Jordan Motorcy	
IDEAL LAP TIME : 52.589		BEST LAP TIME : 52.612		DIFFERENCE : 0.023			
LAP	SECTOR 1	SECTOR 2	LAP TIME	MPH	DIFF	TIME OF DAY	
1 -		21.282	58.383	74.48	5.771	11:32:12.900	
2 -	31.756	21.184	52.940 (3)	82.14	0.328	11:33:05.840	
3 -	31.417	21.195	52.612 (1)	82.65		11:33:58.452	
4 -	31.467	21.341	52.808 (2)	82.34	0.196	11:34:51.260	
5 -	31.405	21.832	53.237	81.68	0.625	11:35:44.497	
6 -	31.521	21.477	52.998	82.05	0.386	11:36:37.495	
7 -	31.769	21.421	53.190	81.75	0.578	11:37:30.685	
8 -	31.788	21.773	53.561	81.18	0.949	11:38:24.246	
9 -	31.690	21.476	53.166	81.79	0.554	11:39:17.412	

BMCRC - MRO Championships 2024 - Rnd 1 @ Brands Hatch Indy

MRO Minitwins

RACE 2 - SECTOR ANALYSIS



SECTOR 1 = FL to I1, SECTOR 2 = I1 to FL, DIFF = Difference To Personal Best Lap, P = Crossed Finish Line in Pit Lane, D = Time Disallowed

P5 81 Malvern MAY		Suzuki SV650 - IMP racing				
IDEAL LAP TIME : 52.840		BEST LAP TIME : 52.920		DIFFERENCE : 0.080		
LAP	SECTOR 1	SECTOR 2	LAP TIME	MPH	DIFF	TIME OF DAY
1 -		21.375	58.263	74.63	5.343	11:32:12.780
2 -	32.031	21.317	53.348	81.51	0.428	11:33:06.128
3 -	31.576	21.378	52.954 (2)	82.12	0.034	11:33:59.082
4 -	31.656	21.264	52.920 (1)	82.17		11:34:52.002
5 -	31.870	21.391	53.261 (3)	81.64	0.341	11:35:45.263
6 -	32.182	21.605	53.787	80.84	0.867	11:36:39.050
7 -	32.191	21.684	53.875	80.71	0.955	11:37:32.925
8 -	32.330	21.751	54.081	80.40	1.161	11:38:27.006
9 -	32.573	21.888	54.461	79.84	1.541	11:39:21.467

P6 34 Andrew JOHNSON		Suzuki SV650 - Rose & Charlie Racing				
IDEAL LAP TIME : 53.544		BEST LAP TIME : 53.805		DIFFERENCE : 0.261		
LAP	SECTOR 1	SECTOR 2	LAP TIME	MPH	DIFF	TIME OF DAY
1 -		21.956	1:00.858	71.45	7.053	11:32:15.375
2 -	32.635	21.170	53.805 (1)	80.82		11:33:09.180
3 -	32.374	21.741	54.115 (3)	80.35	0.310	11:34:03.295
4 -	32.704	21.614	54.318	80.05	0.513	11:34:57.613
5 -	32.537	21.293	53.830 (2)	80.78	0.025	11:35:51.443
6 -	33.123	21.536	54.659	79.55	0.854	11:36:46.102
7 -	32.825	21.459	54.284	80.10	0.479	11:37:40.386
8 -	32.559	21.704	54.263	80.13	0.458	11:38:34.649
9 -	32.592	21.679	54.271	80.12	0.466	11:39:28.920

P7 15 James SVENSEN		Suzuki SV650S - Team TSR				
IDEAL LAP TIME : 53.992		BEST LAP TIME : 53.995		DIFFERENCE : 0.003		
LAP	SECTOR 1	SECTOR 2	LAP TIME	MPH	DIFF	TIME OF DAY
1 -		21.622	59.311	73.31	5.316	11:32:13.828
2 -	32.703	21.684	54.387	79.95	0.392	11:33:08.215
3 -	32.514	21.862	54.376	79.97	0.381	11:34:02.591
4 -	32.578	21.654	54.232 (3)	80.18	0.237	11:34:56.823
5 -	32.822	21.657	54.479	79.82	0.484	11:35:51.302
6 -	33.718	21.559	55.277	78.66	1.282	11:36:46.579
7 -	32.757	21.651	54.408	79.92	0.413	11:37:40.987
8 -	32.433	21.562	53.995 (1)	80.53		11:38:34.982
9 -	32.443	21.673	54.116 (2)	80.35	0.121	11:39:29.098

P8 3 Oliver ARBON		Suzuki SV650 - TT Plumbing and Heating				
IDEAL LAP TIME : 53.483		BEST LAP TIME : 53.483		DIFFERENCE : 0.000		
LAP	SECTOR 1	SECTOR 2	LAP TIME	MPH	DIFF	TIME OF DAY
1 -		22.227	1:01.647	70.54	8.164	11:32:16.164
2 -	32.726	22.246	54.972	79.10	1.489	11:33:11.136
3 -	32.398	21.806	54.204	80.22	0.721	11:34:05.340
4 -	32.463	21.774	54.237	80.17	0.754	11:34:59.577
5 -	32.556	21.602	54.158	80.29	0.675	11:35:53.735
6 -	32.607	22.559	55.166	78.82	1.683	11:36:48.901
7 -	32.324	21.586	53.910 (2)	80.66	0.427	11:37:42.811
8 -	32.110	21.947	54.057 (3)	80.44	0.574	11:38:36.868
9 -	31.937	21.546	53.483 (1)	81.30		11:39:30.351

BMCRC - MRO Championships 2024 - Rnd 1 @ Brands Hatch Indy

MRO Minitwins

RACE 2 - SECTOR ANALYSIS



SECTOR 1 = FL to I1, SECTOR 2 = I1 to FL, DIFF = Difference To Personal Best Lap, P = Crossed Finish Line in Pit Lane, D = Time Disallowed

P9 74		Daniel BLACK		Suzuki SV650 - DAD			
IDEAL LAP TIME : 53.916		BEST LAP TIME : 53.928		DIFFERENCE : 0.012			
LAP	SECTOR 1	SECTOR 2	LAP TIME	MPH	DIFF	TIME OF DAY	
1 -		22.247	1:01.353	70.87	7.425	11:32:15.870	
2 -	32.740	21.679	54.419	79.90	0.491	11:33:10.289	
3 -	32.445	21.659	54.104 (2)	80.37	0.176	11:34:04.393	
4 -	32.288	21.640	53.928 (1)	80.63		11:34:58.321	
5 -	32.643	21.628	54.271 (3)	80.12	0.343	11:35:52.592	
6 -	32.728	21.971	54.699	79.50	0.771	11:36:47.291	
7 -	33.007	21.950	54.957	79.12	1.029	11:37:42.248	
8 -	32.633	22.045	54.678	79.53	0.750	11:38:36.926	
9 -	32.423	22.049	54.472	79.83	0.544	11:39:31.398	

P10 45		Terence QUINCE		Suzuki SV650 - K&Q, HM Racing, Titan-x			
IDEAL LAP TIME : 54.111		BEST LAP TIME : 54.359		DIFFERENCE : 0.248			
LAP	SECTOR 1	SECTOR 2	LAP TIME	MPH	DIFF	TIME OF DAY	
1 -		21.659	59.710	72.82	5.351	11:32:14.227	
2 -	32.691	21.911	54.602 (3)	79.64	0.243	11:33:08.829	
3 -	32.452	21.907	54.359 (1)	79.99		11:34:03.188	
4 -	32.826	21.956	54.782	79.38	0.423	11:34:57.970	
5 -	33.539	22.071	55.610	78.19	1.251	11:35:53.580	
6 -	32.664	22.746	55.410	78.48	1.051	11:36:48.990	
7 -	33.093	22.325	55.418	78.46	1.059	11:37:44.408	
8 -	32.832	21.953	54.785	79.37	0.426	11:38:39.193	
9 -	32.487	22.047	54.534 (2)	79.74	0.175	11:39:33.727	

P11 181		Neil CONNELL		Suzuki SV650 - Helite Air Vests			
IDEAL LAP TIME : 53.905		BEST LAP TIME : 54.157		DIFFERENCE : 0.252			
LAP	SECTOR 1	SECTOR 2	LAP TIME	MPH	DIFF	TIME OF DAY	
1 -		22.783	1:03.562	68.41	9.405	11:32:18.079	
2 -	33.246	21.989	55.235	78.72	1.078	11:33:13.314	
3 -	33.374	22.736	56.110	77.50	1.953	11:34:09.424	
4 -	32.535	22.050	54.585	79.66	0.428	11:35:04.009	
5 -	32.955	22.357	55.312	78.61	1.155	11:35:59.321	
6 -	32.795	21.763	54.558	79.70	0.401	11:36:53.879	
7 -	32.516	21.805	54.321 (3)	80.05	0.164	11:37:48.200	
8 -	32.312	21.845	54.157 (1)	80.29		11:38:42.357	
9 -	32.142	22.090	54.232 (2)	80.18	0.075	11:39:36.589	

P12 888		Brandon WRIGHT		Suzuki SV650 - 888 Vapour			
IDEAL LAP TIME : 54.024		BEST LAP TIME : 54.147		DIFFERENCE : 0.123			
LAP	SECTOR 1	SECTOR 2	LAP TIME	MPH	DIFF	TIME OF DAY	
1 -		22.197	1:02.691	69.36	8.544	11:32:17.208	
2 -	33.717	21.790	55.507	78.34	1.360	11:33:12.715	
3 -	33.820	22.498	56.318	77.21	2.171	11:34:09.033	
4 -	32.727	21.992	54.719 (3)	79.47	0.572	11:35:03.752	
5 -	33.898	22.114	56.012	77.63	1.865	11:35:59.764	
6 -	32.853	22.056	54.909	79.19	0.762	11:36:54.673	
7 -	34.949	21.969	56.918	76.40	2.771	11:37:51.591	
8 -	33.009	21.471	54.480 (2)	79.82	0.333	11:38:46.071	
9 -	32.553	21.594	54.147 (1)	80.31		11:39:40.218	

BMCRC - MRO Championships 2024 - Rnd 1 @ Brands Hatch Indy

MRO Minitwins

RACE 2 - SECTOR ANALYSIS



SECTOR 1 = FL to I1, SECTOR 2 = I1 to FL, DIFF = Difference To Personal Best Lap, P = Crossed Finish Line in Pit Lane, D = Time Disallowed

P13 9		Thomas BEDFORD		Suzuki SV650 - AWO Recycling Ltd			
IDEAL LAP TIME : 54.815		BEST LAP TIME : 54.925		DIFFERENCE : 0.110			
LAP	SECTOR 1	SECTOR 2	LAP TIME	MPH	DIFF	TIME OF DAY	
1 -		22.182	1:00.928	71.37	6.003	11:32:15.445	
2 -	33.398	22.661	56.059	77.57	1.134	11:33:11.504	
3 -	33.298	21.918	55.216	78.75	0.291	11:34:06.720	
4 -	33.146	22.035	55.181 (2)	78.80	0.256	11:35:01.901	
5 -	33.107	22.090	55.197 (3)	78.78	0.272	11:35:57.098	
6 -	33.818	22.113	55.931	77.74	1.006	11:36:53.029	
7 -	35.476	22.098	57.574	75.53	2.649	11:37:50.603	
8 -	33.387	22.240	55.627	78.17	0.702	11:38:46.230	
9 -	32.897	22.028	54.925 (1)	79.17		11:39:41.155	

P14 281		Lee HEALEY		Suzuki SV650 - F-TECH FIRE & ELECTRICAL LTD			
IDEAL LAP TIME : 54.370		BEST LAP TIME : 54.370		DIFFERENCE : 0.000			
LAP	SECTOR 1	SECTOR 2	LAP TIME	MPH	DIFF	TIME OF DAY	
1 -		22.527	1:03.482	68.50	9.112	11:32:17.999	
2 -	33.616	22.088	55.704	78.06	1.334	11:33:13.703	
3 -	33.655	22.304	55.959	77.71	1.589	11:34:09.662	
4 -	33.328	21.957	55.285 (3)	78.65	0.915	11:35:04.947	
5 -	32.907	22.031	54.938 (2)	79.15	0.568	11:35:59.885	
6 -	32.941	22.350	55.291	78.64	0.921	11:36:55.176	
7 -	34.043	22.324	56.367	77.14	1.997	11:37:51.543	
8 -	33.498	22.164	55.662	78.12	1.292	11:38:47.205	
9 -	32.641	21.729	54.370 (1)	79.98		11:39:41.575	

P15 27		Jack BETTIS		Suzuki SV650 - NB Toolmaking			
IDEAL LAP TIME : 55.242		BEST LAP TIME : 55.267		DIFFERENCE : 0.025			
LAP	SECTOR 1	SECTOR 2	LAP TIME	MPH	DIFF	TIME OF DAY	
1 -		22.322	1:02.506	69.57	7.239	11:32:17.023	
2 -	33.393	22.069	55.462 (3)	78.40	0.195	11:33:12.485	
3 -	33.454	22.208	55.662	78.12	0.395	11:34:08.147	
4 -	33.214	22.230	55.444 (2)	78.43	0.177	11:35:03.591	
5 -	33.287	22.208	55.495	78.36	0.228	11:35:59.086	
6 -	33.297	22.196	55.493	78.36	0.226	11:36:54.579	
7 -	34.411	22.212	56.623	76.79	1.356	11:37:51.202	
8 -	33.582	22.615	56.197	77.38	0.930	11:38:47.399	
9 -	33.173	22.094	55.267 (1)	78.68		11:39:42.666	

P16 293		Leigh SMITH		Suzuki SV650 - Smiths Mechanical Support			
IDEAL LAP TIME : 54.938		BEST LAP TIME : 55.091		DIFFERENCE : 0.153			
LAP	SECTOR 1	SECTOR 2	LAP TIME	MPH	DIFF	TIME OF DAY	
1 -		22.570	1:03.714	68.25	8.623	11:32:18.231	
2 -	33.924	21.809	55.733 (3)	78.02	0.642	11:33:13.964	
3 -	33.386	22.465	55.851	77.86	0.760	11:34:09.815	
4 -	33.925	22.155	56.080	77.54	0.989	11:35:05.895	
5 -	33.442	22.260	55.702 (2)	78.06	0.611	11:36:01.597	
6 -	33.525	22.218	55.743	78.01	0.652	11:36:57.340	
7 -	34.199	22.919	57.118	76.13	2.027	11:37:54.458	
8 -	33.629	22.231	55.860	77.84	0.769	11:38:50.318	
9 -	33.129	21.962	55.091 (1)	78.93		11:39:45.409	

BMCRC - MRO Championships 2024 - Rnd 1 @ Brands Hatch Indy

MRO Minitwins

RACE 2 - SECTOR ANALYSIS



SECTOR 1 = FL to I1, SECTOR 2 = I1 to FL, DIFF = Difference To Personal Best Lap, P = Crossed Finish Line in Pit Lane, D = Time Disallowed

P17 115		Brian MAHER		Suzuki SV650 -		
IDEAL LAP TIME : 55.313		BEST LAP TIME : 55.559		DIFFERENCE : 0.246		
LAP	SECTOR 1	SECTOR 2	LAP TIME	MPH	DIFF	TIME OF DAY
1 -		22.476	1:03.005	69.01	7.446	11:32:17.522
2 -	33.653	21.930	55.583 (2)	78.23	0.024	11:33:13.105
3 -	34.056	22.536	56.592	76.84	1.033	11:34:09.697
4 -	33.861	22.110	55.971	77.69	0.412	11:35:05.668
5 -	33.383	22.460	55.843	77.87	0.284	11:36:01.511
6 -	33.794	22.183	55.977	77.68	0.418	11:36:57.488
7 -	34.241	23.166	57.407	75.75	1.848	11:37:54.895
8 -	33.526	22.033	55.559 (1)	78.27		11:38:50.454
9 -	33.693	21.984	55.677 (3)	78.10	0.118	11:39:46.131

P18 127		Matthew CHAM		Ducati MONSTER 796 -		
IDEAL LAP TIME : 55.432		BEST LAP TIME : 55.826		DIFFERENCE : 0.394		
LAP	SECTOR 1	SECTOR 2	LAP TIME	MPH	DIFF	TIME OF DAY
1 -		22.205	1:02.119	70.00	6.293	11:32:16.636
2 -	33.683	22.143	55.826 (1)	77.89		11:33:12.462
3 -	34.425	22.679	57.104	76.15	1.278	11:34:09.566
4 -	33.814	22.056	55.870 (2)	77.83	0.044	11:35:05.436
5 -	33.376	22.506	55.882 (3)	77.81	0.056	11:36:01.318
6 -	33.623	22.310	55.933	77.74	0.107	11:36:57.251
7 -	33.912	22.601	56.513	76.94	0.687	11:37:53.764
8 -	33.921	22.535	56.456	77.02	0.630	11:38:50.220
9 -	34.352	22.274	56.626	76.79	0.800	11:39:46.846

P19 67		Simon HARVEY		Suzuki SV650 - Retirement Fund Racing		
IDEAL LAP TIME : 56.109		BEST LAP TIME : 56.194		DIFFERENCE : 0.085		
LAP	SECTOR 1	SECTOR 2	LAP TIME	MPH	DIFF	TIME OF DAY
1 -		22.778	1:04.615	67.30	8.421	11:32:19.132
2 -	34.904	22.654	57.558	75.55	1.364	11:33:16.690
3 -	34.220	22.143	56.363 (3)	77.15	0.169	11:34:13.053
4 -	33.966	22.228	56.194 (1)	77.38		11:35:09.247
5 -	33.995	22.324	56.319 (2)	77.21	0.125	11:36:05.566
6 -	34.155	22.472	56.627	76.79	0.433	11:37:02.193
7 -	34.338	22.393	56.731	76.65	0.537	11:37:58.924
8 -	34.142	23.397	57.539	75.57	1.345	11:38:56.463
9 -	34.003	22.365	56.368	77.14	0.174	11:39:52.831

P20 153		Kristian JOHNSON		Suzuki SV650 - Eden Mobility		
IDEAL LAP TIME : 56.054		BEST LAP TIME : 56.402		DIFFERENCE : 0.348		
LAP	SECTOR 1	SECTOR 2	LAP TIME	MPH	DIFF	TIME OF DAY
1 -		22.845	1:04.513	67.40	8.111	11:32:19.030
2 -	34.843	23.105	57.948	75.04	1.546	11:33:16.978
3 -	34.181	22.439	56.620	76.80	0.218	11:34:13.598
4 -	34.116	22.286	56.402 (1)	77.10		11:35:10.000
5 -	34.327	22.978	57.305	75.88	0.903	11:36:07.305
6 -	34.140	22.455	56.595 (3)	76.83	0.193	11:37:03.900
7 -	33.768	22.741	56.509 (2)	76.95	0.107	11:38:00.409
8 -	34.658	22.926	57.584	75.51	1.182	11:38:57.993
9 -	34.298	23.255	57.553	75.55	1.151	11:39:55.546

BMCRC - MRO Championships 2024 - Rnd 1 @ Brands Hatch Indy

MRO Minitwins

RACE 2 - SECTOR ANALYSIS



SECTOR 1 = FL to I1, SECTOR 2 = I1 to FL, DIFF = Difference To Personal Best Lap, P = Crossed Finish Line in Pit Lane, D = Time Disallowed

P21 69		Jack GRIFFITHS		Suzuki SV650 -			
IDEAL LAP TIME : 57.567		BEST LAP TIME : 57.893		DIFFERENCE : 0.326			
LAP	SECTOR 1	SECTOR 2	LAP TIME	MPH	DIFF	TIME OF DAY	
1 -		24.014	1:07.871	64.07	9.978	11:32:22.388	
2 -	35.701	23.878	59.579	72.98	1.686	11:33:21.967	
3 -	35.634	23.577	59.211	73.44	1.318	11:34:21.178	
4 -	35.552	23.254	58.806	73.94	0.913	11:35:19.984	
5 -	35.099	23.178	58.277 (2)	74.61	0.384	11:36:18.261	
6 -	35.580	23.239	58.819	73.93	0.926	11:37:17.080	
7 -	34.749	23.144	57.893 (1)	75.11		11:38:14.973	
8 -	35.762	22.818	58.580 (3)	74.23	0.687	11:39:13.553	

P22 35		Jay GILBERT		Suzuki SV 650 - Open to offers			
IDEAL LAP TIME : 58.417		BEST LAP TIME : 58.417		DIFFERENCE : 0.000			
LAP	SECTOR 1	SECTOR 2	LAP TIME	MPH	DIFF	TIME OF DAY	
1 -		24.337	1:09.546	62.52	11.129	11:32:24.063	
2 -	37.157	24.055	1:01.212	71.04	2.795	11:33:25.275	
3 -	35.763	23.662	59.425 (2)	73.17	1.008	11:34:24.700	
4 -	36.068	24.060	1:00.128	72.32	1.711	11:35:24.828	
5 -	36.542	23.806	1:00.348	72.05	1.931	11:36:25.176	
6 -	36.811	23.254	1:00.065	72.39	1.648	11:37:25.241	
7 -	35.992	23.465	59.457 (3)	73.13	1.040	11:38:24.698	
8 -	35.349	23.068	58.417 (1)	74.44		11:39:23.115	

P23 60		Justin PRICE		Suzuki SV650 -			
IDEAL LAP TIME : 58.926		BEST LAP TIME : 58.926		DIFFERENCE : 0.000			
LAP	SECTOR 1	SECTOR 2	LAP TIME	MPH	DIFF	TIME OF DAY	
1 -		24.010	1:08.892	63.12	9.966	11:32:23.409	
2 -	36.084	23.830	59.914 (3)	72.58	0.988	11:33:23.323	
3 -	36.662	24.120	1:00.782	71.54	1.856	11:34:24.105	
4 -	36.617	24.189	1:00.806	71.51	1.880	11:35:24.911	
5 -	36.505	23.577	1:00.082	72.37	1.156	11:36:24.993	
6 -	36.578	23.562	1:00.140	72.30	1.214	11:37:25.133	
7 -	35.609	23.547	59.156 (2)	73.51	0.230	11:38:24.289	
8 -	35.546	23.380	58.926 (1)	73.79		11:39:23.215	

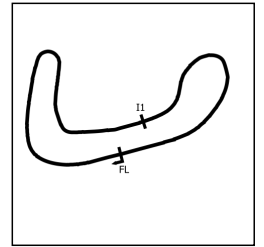
P24 8		Stuart ALBON		Suzuki SV650 - Winter Sun Skydiving			
IDEAL LAP TIME : 1:04.315		BEST LAP TIME : 1:04.586		DIFFERENCE : 0.271			
LAP	SECTOR 1	SECTOR 2	LAP TIME	MPH	DIFF	TIME OF DAY	
1 -		26.268	1:14.538	58.34	9.952	11:32:29.055	
2 -	40.487	26.271	1:06.758	65.13	2.172	11:33:35.813	
3 -	39.309	25.645	1:04.954 (2)	66.94	0.368	11:34:40.767	
4 -	39.665	25.907	1:05.572	66.31	0.986	11:35:46.339	
5 -	39.440	25.617	1:05.057	66.84	0.471	11:36:51.396	
6 -	39.701	25.426	1:05.127	66.77	0.541	11:37:56.523	
7 -	38.889	26.096	1:04.985 (3)	66.91	0.399	11:39:01.508	
8 -	38.900	25.686	1:04.586 (1)	67.33		11:40:06.094	

P25 111		Freddie BATE		Suzuki SV650 - Hartjay			
IDEAL LAP TIME : 55.996		BEST LAP TIME : 56.019		DIFFERENCE : 0.023			
LAP	SECTOR 1	SECTOR 2	LAP TIME	MPH	DIFF	TIME OF DAY	
1 -		23.154	1:05.627	66.26	9.608	11:32:20.144	
2 -	34.053	22.979	57.032	76.24	1.013	11:33:17.176	
3 -	34.380	22.899	57.279	75.91	1.260	11:34:14.455	
4 -	33.534	22.638	56.172 (2)	77.41	0.153	11:35:10.627	
5 -	33.358	22.661	56.019 (1)	77.62		11:36:06.646	
6 -	33.652	22.801	56.453	77.03	0.434	11:37:03.099	
7 -	33.750	22.642	56.392 (3)	77.11	0.373	11:37:59.491	
8 -	33.367	23.558	56.925	76.39	0.906	11:38:56.416	

BMCRC - MRO Championships 2024 - Rnd 1 @ Brands Hatch Indy

MRO Minitwins

RACE 2 - SECTOR ANALYSIS



SECTOR 1 = FL to I1, SECTOR 2 = I1 to FL, DIFF = Difference To Personal Best Lap, P = Crossed Finish Line in Pit Lane, D = Time Disallowed

P26 21		Toby FINNIS		Suzuki SV650 - NOKA RACING - PRIME/TWT		
IDEAL LAP TIME : 55.597		BEST LAP TIME : 55.708		DIFFERENCE : 0.111		
LAP	SECTOR 1	SECTOR 2	LAP TIME	MPH	DIFF	TIME OF DAY
1 -		22.331	1:01.983	70.15	6.275	11:32:16.500
2 -	33.266	22.442	55.708 (1)	78.06		11:33:12.208
3 -	34.133	23.004	57.137	76.10	1.429	11:34:09.345
4 -	33.540	22.366	55.906 (2)	77.78	0.198	11:35:05.251
5 -	33.566	22.888	56.454 (3)	77.02	0.746	11:36:01.705

P27 51		Andrew DURANT		Suzuki SV650 -		
IDEAL LAP TIME : 1:02.794		BEST LAP TIME :		DIFFERENCE :		
LAP	SECTOR 1	SECTOR 2	LAP TIME	MPH	DIFF	TIME OF DAY
1 -		24.179	1:08.160	63.79		11:32:22.677

BMCRC - MRO Championships 2024 - Rnd 1 @ Brands Hatch Indy

MRO Minitwins

RACE 2 - BEST SECTORS

SECTOR 1			SECTOR 2			IDEAL / BEST COMPARISON						
POS	NO	NAME	TIME	NO	NAME	TIME	POS	NO	NAME	IDEAL	BEST	DIFF
									PERFECT LAP	51.343		
1	333	LINDEMANN	30.560	1	TWYFORD	20.783	1	333	LINDEMANN	51.549	51.814	0.265
2	1	TWYFORD	30.791	22	DOWDS	20.864	2	1	TWYFORD	51.574	51.640	0.066
3	22	DOWDS	30.794	333	LINDEMANN	20.989	3	22	DOWDS	51.658	51.786	0.128
4	19	LILLEY	31.405	34	JOHNSON	21.170	4	19	LILLEY	52.589	52.612	0.023
5	81	MAY	31.576	19	LILLEY	21.184	5	81	MAY	52.840	52.920	0.080
6	3	ARBON	31.937	81	MAY	21.264	6	3	ARBON	53.483	53.483	0.000
7	181	CONNELL	32.142	888	WRIGHT	21.471	7	34	JOHNSON	53.544	53.805	0.261
8	74	BLACK	32.288	3	ARBON	21.546	8	181	CONNELL	53.905	54.157	0.252
9	34	JOHNSON	32.374	15	SVENSEN	21.559	9	74	BLACK	53.916	53.928	0.012
10	15	SVENSEN	32.433	74	BLACK	21.628	10	15	SVENSEN	53.992	53.995	0.003
11	45	QUINCE	32.452	45	QUINCE	21.659	11	888	WRIGHT	54.024	54.147	0.123
12	888	WRIGHT	32.553	281	HEALEY	21.729	12	45	QUINCE	54.111	54.359	0.248
13	281	HEALEY	32.641	181	CONNELL	21.763	13	281	HEALEY	54.370	54.370	0.000
14	9	BEDFORD	32.897	293	SMITH	21.809	14	9	BEDFORD	54.815	54.925	0.110
15	293	SMITH	33.129	9	BEDFORD	21.918	15	293	SMITH	54.938	55.091	0.153
16	27	BETTIS	33.173	115	MAHER	21.930	16	27	BETTIS	55.242	55.267	0.025
17	21	FINNIS	33.266	127	CHAM	22.056	17	115	MAHER	55.313	55.559	0.246
18	111	BATE	33.358	27	BETTIS	22.069	18	127	CHAM	55.432	55.826	0.394
19	127	CHAM	33.376	67	HARVEY	22.143	19	21	FINNIS	55.597	55.708	0.111
20	115	MAHER	33.383	153	JOHNSON	22.286	20	111	BATE	55.996	56.019	0.023
21	153	JOHNSON	33.768	21	FINNIS	22.331	21	153	JOHNSON	56.054	56.402	0.348
22	67	HARVEY	33.966	111	BATE	22.638	22	67	HARVEY	56.109	56.194	0.085
23	69	GRIFFITHS	34.749	69	GRIFFITHS	22.818	23	69	GRIFFITHS	57.567	57.893	0.326
24	35	GILBERT	35.349	35	GILBERT	23.068	24	35	GILBERT	58.417	58.417	0.000
25	60	PRICE	35.546	60	PRICE	23.380	25	60	PRICE	58.926	58.926	0.000
26	51	DURANT	38.615	51	DURANT	24.179	26	51	DURANT	1:02.794		
27	8	ALBON	38.889	8	ALBON	25.426	27	8	ALBON	1:04.315	1:04.586	0.271

BMCRC - MRO Championships 2024 - Rnd 1 @ Brands Hatch Indy

MRO Minitwins

RACE 2 - STATISTICS

Competitors Started	27
Planned Start	2024-03-16 @ 11:16:00.000
Actual Start	2024-03-16 @ 11:31:14.517
Finish Time	2024-03-16 @ 11:39:10.302
Track Length	1.2079mi.
Total Laps	226
Total Distance Covered	272.9957mi.

Session Fastest Lap History

NO	NAME	LAP TIME	TIME OF DAY	LAP	VEHICLE
22	Darren DOWDS	53.035	11:33:05.265	2	Suzuki SV650
1	David TWYFORD	52.986	11:33:05.393	2	Suzuki SV650
19	Kevin LILLEY	52.940	11:33:05.862	2	Suzuki SV650
22	Darren DOWDS	52.446	11:33:57.711	3	Suzuki SV650
333	David LINDEMANN	52.444	11:33:57.789	3	Suzuki SV650
1	David TWYFORD	52.381	11:34:50.235	4	Suzuki SV650
1	David TWYFORD	51.640	11:36:34.759	6	Suzuki SV650

Session Leader History

NO	NAME	FROM LAP	LAPS LED	DISTANCE	VEHICLE
22	Darren DOWDS	1	4	4.83 miles	Suzuki SV650
1	David TWYFORD	5	5	6.03 miles	Suzuki SV650

Flag History

TYPE	TIME OF DAY
GREEN	11:31:14.517
FINISH	11:39:10.302

Flag Statistics

TYPE	COUNT	TOTAL LAPS	TOTAL TIME
Green	1	9	8:59.802
Red	0	0	0.000
Safety Car	0	0	0.000
FCY	0	0	0.000

BMCRC - MRO Championships 2024 - Rnd 1 @ Brands Hatch Indy

MRO Minitwins

RACE 13 - GRID (9 Laps)

ROW 10	30		29		28	47 Tristan BOHANAN	
ROW 9		27	51 Andrew DURANT	26	8 Stuart ALBON	25	60 Justin PRICE
ROW 8	24	35 Jay GILBERT	23	69 Jack GRIFFITHS	22	153 Kristian JOHNSON	
ROW 7		21	67 Simon HARVEY	20	111 Freddie BATE	19	127 Matthew CHAM
ROW 6	18	21 Toby FINNIS	17	115 Brian MAHER	16	27 Jack BETTIS	
ROW 5		15	293 Leigh SMITH	14	9 Thomas BEDFORD	13	281 Lee HEALEY
ROW 4	12	45 Terence QUINCE	11	181 Neil CONNELL	10	888 Brandon WRIGHT	
ROW 3		9	15 James SVENSEN	8	74 Daniel BLACK	7	34 Andrew JOHNSON
ROW 2	6	3 Oliver ARBON	5	81 Malvern MAY	4	19 Kevin LILLEY	
ROW 1		3	333 David LINDEMANN	2	22 Darren DOWDS	1	1 David TWYFORD
Pole							

These results are provisional until the conclusion of any judicial and technical matters.

Brands Hatch Indy: 1.2079 miles

Clerk Of Course:	Stewards:	Timekeeper:	<i>Craig Smith</i>	
------------------	-----------	-------------	--------------------	---

Results can be found at www.tsl-timing.com

Printed - 11:46 Saturday, 16 March 2024



BMCRC - MRO Championships 2024 - Rnd 1 @ Brands Hatch Indy

MRO Minitwins

RACE 13 - CLASSIFICATION

Race Distance: 9 Laps / 10.87 miles

POS	NO	NAME	ENTRY	LAPS	TIME	GAP	DIFF	MPH	BEST	ON	GRD	↑↓
1	1	David TWYFORD	Suzuki SV650 - IMP Racing, MHP, RODOC	9	7:55.277			82.34	51.731	6	1	0
2	333	David LINDEMANN	Suzuki SV650 - Giraffe Decorators	9	7:56.612	1.335	1.335	82.11	52.046	6	3	1
3	22	Darren DOWDS	Suzuki SV650 - Sublime Dsg Ltd	9	7:56.738	1.461	0.126	82.09	52.079	8	2	-1
4	19	Kevin LILLEY	Suzuki SV650 - Trafalgar Cleaning Eqpt. / Steve Jordan Mot	9	8:05.952	10.675	9.214	80.53	52.667	9	4	0
5	3	Oliver ARBON	Suzuki SV650 - TT Plumbing and Heating	9	8:06.003	10.726	0.051	80.52	52.721	8	6	1
6	888	Brandon WRIGHT	Suzuki SV650 - 888 Vapour	9	8:07.752	12.475	1.749	80.24	52.977	8	10	4
7	81	Malvern MAY	Suzuki SV650 - IMP racing	9	8:08.299	13.022	0.547	80.15	53.355	8	5	-2
8	34	Andrew JOHNSON	Suzuki SV650 - Rose & Charlie Racing	9	8:11.622	16.345	3.323	79.60	53.203	3	7	-1
9	74	Daniel BLACK	Suzuki SV650 - DAD	9	8:17.611	22.334	5.989	78.65	53.965	3	8	-1
10	45	Terence QUINCE	Suzuki SV650 - K&Q, HM Racing, Titan-x	9	8:17.894	22.617	0.283	78.60	54.037	8	12	2
11	15	James SVENSEN	Suzuki SV650S - Team TSR	9	8:18.541	23.264	0.647	78.50	54.087	9	9	-2
12	293	Leigh SMITH	Suzuki SV650 - Smiths Mechanical Support	9	8:19.915	24.638	1.374	78.28	54.171	9	15	3
13	281	Lee HEALEY	Suzuki SV650 - F-TECH FIRE & ELECTRICAL LTD	9	8:19.991	24.714	0.076	78.27	54.469	9	13	0
14	21	Toby FINNIS	Suzuki SV650 - NOKA RACING - PRIME/TWT	9	8:27.173	31.896	7.182	77.16	54.739	6	18	4
15	27	Jack BETTIS	Suzuki SV650 - NB Toolmaking	9	8:29.115	33.838	1.942	76.87	55.307	3	16	1
16	115	Brian MAHER	Suzuki SV650 -	9	8:29.280	34.003	0.165	76.84	54.731	9	17	1
17	127	Matthew CHAM	Ducati MONSTER 796 -	9	8:31.342	36.065	2.062	76.53	55.568	9	19	2
18	9	Thomas BEDFORD	Suzuki SV650 - AWO Recycling Ltd	9	8:31.625	36.348	0.283	76.49	55.604	9	14	-4
19	67	Simon HARVEY	Suzuki SV650 - Retirement Fund Racing	9	8:37.216	41.939	5.591	75.66	55.319	9	21	2
20	69	Jack GRIFFITHS	Suzuki SV650 -	9	8:37.578	42.301	0.362	75.61	55.754	9	23	3
21	153	Kristian JOHNSON	Suzuki SV650 - Eden Mobility	9	8:38.894	43.617	1.316	75.42	56.112	9	22	1
22	60	Justin PRICE	Suzuki SV650 -	8	7:57.162	1 Lap	1 Lap	72.90	58.147	7	25	3
23	8	Stuart ALBON	Suzuki SV650 - Winter Sun Skydiving	8	8:50.008	1 Lap	52.846	65.63	1:04.038	8	26	3

NOT CLASSIFIED

DNF	181	Neil CONNELL	Suzuki SV650 - Helite Air Vests	3	2:47.283	6 Laps	5 Laps	77.98	53.427	3	11	
DNF	35	Jay GILBERT	Suzuki SV 650 - Open to offers	3	3:06.789	6 Laps	19.506	69.84	59.247	2	24	

FASTEST LAP

1	David TWYFORD	Suzuki SV650 - IMP Racing, MHP, RODOC	6	51.731	84.06 mph	135.28 kph
---	---------------	---------------------------------------	---	--------	-----------	------------

Comments:
92.5% of Race Speed = 76.16 mph

Weather / Track : Cloudy / Dry

These results are provisional until the conclusion of any judicial and technical matters.

Date: 16/03/2024 Start: 14:56 Finish: 15:04
Brands Hatch Indy: 1.2079 miles

Clerk Of Course:	Stewards:	Timekeeper:	<i>Craig Smith</i>	
------------------	-----------	-------------	--------------------	---

Results can be found at www.tsl-timing.com

Printed - 15:09 Saturday, 16 March 2024



BMCRC - MRO Championships 2024 - Rnd 1 @ Brands Hatch Indy

MRO Minitwins

RACE 13 - LAP CHART

LAP 1 @ 14:57:09.937

NO	BEHIND	LAP TIME
333		57.220
22	0.303	57.523
1	0.403	57.623
19	1.924	59.144
3	2.182	59.402
81	2.229	59.449
888	2.453	59.673
181	2.778	59.998
34	2.859	1:00.079
74	3.665	1:00.885
15	4.123	1:01.343
45	4.186	1:01.406
293	4.499	1:01.719
127	5.117	1:02.337
27	5.372	1:02.592
281	5.423	1:02.643
9	6.225	1:03.445
21	6.253	1:03.473
115	6.667	1:03.887
153	7.359	1:04.579
69	7.664	1:04.884
67	7.887	1:05.107
60	9.272	1:06.492
35	9.930	1:07.150
8	16.507	1:13.727

LAP 2 @ 14:58:02.489

NO	BEHIND	LAP TIME
333		52.552
22	0.154	52.403
1	0.220	52.369
19	3.148	53.776
3	3.216	53.586
81	3.494	53.817
888	3.708	53.807
181	4.084	53.858
34	4.404	54.097
74	5.427	54.314
45	5.829	54.195
15	6.294	54.723
293	7.022	55.075
281	7.653	54.782
27	8.302	55.482
127	8.768	56.203
21	9.045	55.344
9	9.920	56.247
115	10.250	56.135
153	11.740	56.933
69	12.283	57.171
67	12.377	57.042
60	15.403	58.683
35	16.625	59.247
8	29.604	1:05.649

LAP 3 @ 14:58:55.048

NO	BEHIND	LAP TIME
333		52.559
1	0.078	52.417
22	0.330	52.735
19	4.169	53.580
3	4.241	53.584
81	4.578	53.643

888	4.738	53.589
181	4.952	53.427
34	5.048	53.203
74	6.833	53.965
45	8.299	55.029
15	8.527	54.792
293	8.918	54.455
281	9.727	54.633
27	11.050	55.307
127	12.184	55.975
21	12.267	55.781
9	13.105	55.744
115	13.259	55.568
153	15.838	56.657
69	16.396	56.672
67	16.429	56.611
60	22.088	59.244
35	24.458	1:00.392
8	42.028	1:04.983

LAP 4 @ 14:59:47.551

NO	BEHIND	LAP TIME
333		52.503
1	0.059	52.484
22	0.306	52.479
19	4.948	53.282
3	5.011	53.273
81	5.574	53.499
888	5.675	53.440
34	7.219	54.674
74	8.840	54.510
45	10.561	54.765
15	11.129	55.105
293	11.322	54.907
281	11.894	54.670
27	14.131	55.584
127	16.193	56.512
9	16.530	55.928
21	16.566	56.802
115	16.866	56.110
153	20.459	57.124
69	20.855	56.962
67	20.980	57.054
60	28.761	59.176

LAP 5 @ 15:00:40.212

NO	BEHIND	LAP TIME
1		52.602
22	0.474	52.829
333	0.552	53.213
8	1 Lap	1:05.657
19	5.673	53.386
3	5.746	53.396
81	6.543	53.630
888	6.640	53.626
34	9.026	54.468
74	10.496	54.317
45	13.088	55.188
15	13.185	54.717
293	13.570	54.909
281	14.070	54.837
27	17.353	55.883
21	19.728	55.823
127	20.334	56.802
115	20.669	56.464

9	20.682	56.813
153	24.901	57.103
69	25.109	56.915
67	25.238	56.919
60	34.768	58.668

LAP 6 @ 15:01:31.943

NO	BEHIND	LAP TIME
1		51.731
333	0.867	52.046
22	0.939	52.196
3	7.804	53.789
19	7.827	53.885
81	8.438	53.626
888	8.845	53.936
34	10.914	53.619
74	13.854	55.089
45	15.724	54.367
15	15.890	54.436
8	1 Lap	1:05.864
293	16.865	55.026
281	17.241	54.902
27	21.450	55.828
21	22.736	54.739
127	24.544	55.941
115	24.620	55.682
9	25.022	56.071
69	29.574	56.196
67	29.997	56.490
153	30.075	56.905
60	41.518	58.481

LAP 7 @ 15:02:23.874

NO	BEHIND	LAP TIME
1		51.931
333	1.044	52.108
22	1.138	52.130
19	9.067	53.171
3	9.166	53.293
81	10.284	53.777
888	10.324	53.410
34	12.734	53.751
74	16.537	54.614
45	18.621	54.828
15	18.812	54.853
281	19.888	54.578
293	19.975	55.041
27	25.967	56.448
21	26.203	55.398
115	28.346	55.657
127	28.861	56.248
9	29.073	55.982
8	1 Lap	1:05.195
69	33.882	56.239
67	34.111	56.045
153	34.969	56.825
60	47.734	58.147

LAP 8 @ 15:03:15.724

NO	BEHIND	LAP TIME
1		51.850
333	1.240	52.046
22	1.367	52.079
3	10.037	52.721

19	10.278	53.061
888	11.451	52.977
81	11.789	53.355
34	14.932	54.048
74	19.697	55.010
45	20.808	54.037
15	21.447	54.485
281	22.515	54.477
293	22.737	54.612
21	29.174	54.821
27	30.148	56.031
115	31.542	55.046
127	32.767	55.756
9	33.014	55.791
69	38.817	56.785
67	38.890	56.629
153	39.775	56.656
8	1 Lap	1:04.895

LAP 9 @ 15:04:07.994

NO	BEHIND	LAP TIME
1		52.270
333	1.335	52.365
22	1.461	52.364
60	1 Lap	58.271
19	10.675	52.667
3	10.726	52.959
888	12.475	53.294
81	13.022	53.503
34	16.345	53.683
74	22.334	54.907
45	22.617	54.079
15	23.264	54.087
293	24.638	54.171
281	24.714	54.469
21	31.896	54.992
27	33.838	55.960
115	34.003	54.731
127	36.065	55.568
9	36.348	55.604
67	41.939	55.319
69	42.301	55.754
153	43.617	56.112
8	1 Lap	1:04.038

BMCRC - MRO Championships 2024 - Rnd 1 @ Brands Hatch Indy

MRO Minitwins

RACE 13 - POSITION CHART

No	Name	Lap Pos										
			1	2	3	4	5	6	7	8	9	
1	TWYFORD	1	333	333	333	333	1	1	1	1	1	
22	DOWDS	2	22	22	1	1	22	333	333	333	333	
333	LINDEMANN	3	1	1	22	22	333	22	22	22	22	
19	LILLEY	4	19	19	19	19	19	3	19	3	19	
81	MAY	5	3	3	3	3	3	19	3	19	3	
3	ARBON	6	81	81	81	81	81	81	81	888	888	
34	JOHNSON	7	888	888	888	888	888	888	888	81	81	
74	BLACK	8	181	181	181	34	34	34	34	34	34	
15	SVENSEN	9	34	34	34	74	74	74	74	74	74	
888	WRIGHT	10	74	74	74	45	45	45	45	45	45	
181	CONNELL	11	15	45	45	15	15	15	15	15	15	
45	QUINCE	12	45	15	15	293	293	293	281	281	293	
281	HEALEY	13	293	293	293	281	281	281	293	293	281	
9	BEDFORD	14	127	281	281	27	27	27	27	21	21	
293	SMITH	15	27	27	27	127	21	21	21	27	27	
27	BETTIS	16	281	127	127	9	127	127	115	115	115	
115	MAHER	17	9	21	21	21	115	115	127	127	127	
21	FINNIS	18	21	9	9	115	9	9	9	9	9	
127	CHAM	19	115	115	115	153	153	69	69	69	67	
67	HARVEY	20	153	153	153	69	69	67	67	67	69	
153	JOHNSON	21	69	69	69	67	67	153	153	153	153	
69	GRIFFITHS	22	67	67	67	60	60	60	60	60		
35	GILBERT	23	60	60	60	8	8	8	8	8		
60	PRICE	24	35	35	35							
8	ALBON	25	8	8	8							

BMCRC - MRO Championships 2024 - Rnd 1 @ Brands Hatch Indy

MRO Minitwins

RACE 13 - SECTOR ANALYSIS



SECTOR 1 = FL to I1, SECTOR 2 = I1 to FL, DIFF = Difference To Personal Best Lap, P = Crossed Finish Line in Pit Lane, D = Time Disallowed

P1		1		David TWYFORD		Suzuki SV650 - IMP Racing, MHP, RODOC	
IDEAL LAP TIME : 51.679		BEST LAP TIME : 51.731		DIFFERENCE : 0.052			
LAP	SECTOR 1	SECTOR 2	LAP TIME	MPH	DIFF	TIME OF DAY	
1 -		21.068	57.623	75.46	5.892	14:57:10.340	
2 -	31.441	20.928	52.369	83.03	0.638	14:58:02.709	
3 -	31.312	21.105	52.417	82.96	0.686	14:58:55.126	
4 -	31.406	21.078	52.484	82.85	0.753	14:59:47.610	
5 -	31.436	21.166	52.602	82.66	0.871	15:00:40.212	
6 -	30.751	20.980	51.731 (1)	84.06		15:01:31.943	
7 -	30.906	21.025	51.931 (3)	83.73	0.200	15:02:23.874	
8 -	30.813	21.037	51.850 (2)	83.86	0.119	15:03:15.724	
9 -	31.064	21.206	52.270	83.19	0.539	15:04:07.994	

P2		333		David LINDEMANN		Suzuki SV650 - Giraffe Decorators	
IDEAL LAP TIME : 51.763		BEST LAP TIME : 52.046		DIFFERENCE : 0.283			
LAP	SECTOR 1	SECTOR 2	LAP TIME	MPH	DIFF	TIME OF DAY	
1 -		21.294	57.220	75.99	5.174	14:57:09.937	
2 -	31.177	21.375	52.552	82.74	0.506	14:58:02.489	
3 -	31.329	21.230	52.559	82.73	0.513	14:58:55.048	
4 -	31.288	21.215	52.503	82.82	0.457	14:59:47.551	
5 -	32.327	20.886	53.213	81.72	1.167	15:00:40.764	
6 -	30.877	21.169	52.046 (1)	83.55		15:01:32.810	
7 -	30.982	21.126	52.108 (3)	83.45	0.062	15:02:24.918	
8 -	30.906	21.140	52.046 (1)	83.55		15:03:16.964	
9 -	31.151	21.214	52.365	83.04	0.319	15:04:09.329	

P3		22		Darren DOWDS		Suzuki SV650 - Sublime Dsg Ltd	
IDEAL LAP TIME : 51.895		BEST LAP TIME : 52.079		DIFFERENCE : 0.184			
LAP	SECTOR 1	SECTOR 2	LAP TIME	MPH	DIFF	TIME OF DAY	
1 -		21.158	57.523	75.59	5.444	14:57:10.240	
2 -	31.389	21.014	52.403	82.98	0.324	14:58:02.643	
3 -	31.538	21.197	52.735	82.46	0.656	14:58:55.378	
4 -	31.422	21.057	52.479	82.86	0.400	14:59:47.857	
5 -	31.549	21.280	52.829	82.31	0.750	15:00:40.686	
6 -	31.162	21.034	52.196 (3)	83.31	0.117	15:01:32.882	
7 -	31.295	20.835	52.130 (2)	83.41	0.051	15:02:25.012	
8 -	31.060	21.019	52.079 (1)	83.50		15:03:17.091	
9 -	31.180	21.184	52.364	83.04	0.285	15:04:09.455	

P4		19		Kevin LILLEY		Suzuki SV650 - Trafalgar Cleaning Eqpt. / Steve Jordan Motorcy	
IDEAL LAP TIME : 52.667		BEST LAP TIME : 52.667		DIFFERENCE : 0.000			
LAP	SECTOR 1	SECTOR 2	LAP TIME	MPH	DIFF	TIME OF DAY	
1 -		21.699	59.144	73.52	6.477	14:57:11.861	
2 -	32.003	21.773	53.776	80.86	1.109	14:58:05.637	
3 -	31.924	21.656	53.580	81.16	0.913	14:58:59.217	
4 -	31.738	21.544	53.282	81.61	0.615	14:59:52.499	
5 -	31.901	21.485	53.386	81.45	0.719	15:00:45.885	
6 -	32.241	21.644	53.885	80.70	1.218	15:01:39.770	
7 -	31.677	21.494	53.171 (3)	81.78	0.504	15:02:32.941	
8 -	31.645	21.416	53.061 (2)	81.95	0.394	15:03:26.002	
9 -	31.376	21.291	52.667 (1)	82.56		15:04:18.669	

BMCRC - MRO Championships 2024 - Rnd 1 @ Brands Hatch Indy

MRO Minitwins

RACE 13 - SECTOR ANALYSIS



SECTOR 1 = FL to I1, SECTOR 2 = I1 to FL, DIFF = Difference To Personal Best Lap, P = Crossed Finish Line in Pit Lane, D = Time Disallowed

P5		3		Oliver ARBON		Suzuki SV650 - TT Plumbing and Heating	
IDEAL LAP TIME : 52.721		BEST LAP TIME : 52.721		DIFFERENCE : 0.000			
LAP	SECTOR 1	SECTOR 2	LAP TIME	MPH	DIFF	TIME OF DAY	
1 -		21.776	59.402	73.20	6.681	14:57:12.119	
2 -	31.855	21.731	53.586	81.15	0.865	14:58:05.705	
3 -	31.903	21.681	53.584	81.15	0.863	14:58:59.289	
4 -	31.792	21.481	53.273 (3)	81.62	0.552	14:59:52.562	
5 -	31.915	21.481	53.396	81.44	0.675	15:00:45.958	
6 -	32.321	21.468	53.789	80.84	1.068	15:01:39.747	
7 -	31.856	21.437	53.293	81.59	0.572	15:02:33.040	
8 -	31.538	21.183	52.721 (1)	82.48		15:03:25.761	
9 -	31.640	21.319	52.959 (2)	82.11	0.238	15:04:18.720	

P6		888		Brandon WRIGHT		Suzuki SV650 - 888 Vapour	
IDEAL LAP TIME : 52.884		BEST LAP TIME : 52.977		DIFFERENCE : 0.093			
LAP	SECTOR 1	SECTOR 2	LAP TIME	MPH	DIFF	TIME OF DAY	
1 -		21.466	59.673	72.87	6.696	14:57:12.390	
2 -	32.472	21.335	53.807	80.81	0.830	14:58:06.197	
3 -	32.210	21.379	53.589	81.14	0.612	14:58:59.786	
4 -	32.065	21.375	53.440	81.37	0.463	14:59:53.226	
5 -	32.423	21.203	53.626	81.09	0.649	15:00:46.852	
6 -	32.595	21.341	53.936	80.62	0.959	15:01:40.788	
7 -	32.048	21.362	53.410 (3)	81.41	0.433	15:02:34.198	
8 -	31.681	21.296	52.977 (1)	82.08		15:03:27.175	
9 -	32.008	21.286	53.294 (2)	81.59	0.317	15:04:20.469	

P7		81		Malvern MAY		Suzuki SV650 - IMP racing	
IDEAL LAP TIME : 53.145		BEST LAP TIME : 53.355		DIFFERENCE : 0.210			
LAP	SECTOR 1	SECTOR 2	LAP TIME	MPH	DIFF	TIME OF DAY	
1 -		21.690	59.449	73.14	6.094	14:57:12.166	
2 -	31.983	21.834	53.817	80.80	0.462	14:58:05.983	
3 -	32.040	21.603	53.643	81.06	0.288	14:58:59.626	
4 -	31.878	21.621	53.499 (2)	81.28	0.144	14:59:53.125	
5 -	32.210	21.420	53.630	81.08	0.275	15:00:46.755	
6 -	32.232	21.394	53.626	81.09	0.271	15:01:40.381	
7 -	32.143	21.634	53.777	80.86	0.422	15:02:34.158	
8 -	32.088	21.267	53.355 (1)	81.50		15:03:27.513	
9 -	32.021	21.482	53.503 (3)	81.27	0.148	15:04:21.016	

P8		34		Andrew JOHNSON		Suzuki SV650 - Rose & Charlie Racing	
IDEAL LAP TIME : 53.193		BEST LAP TIME : 53.203		DIFFERENCE : 0.010			
LAP	SECTOR 1	SECTOR 2	LAP TIME	MPH	DIFF	TIME OF DAY	
1 -		21.346	1:00.079	72.38	6.876	14:57:12.796	
2 -	32.643	21.454	54.097	80.38	0.894	14:58:06.893	
3 -	31.847	21.356	53.203 (1)	81.73		14:59:00.096	
4 -	33.070	21.604	54.674	79.53	1.471	14:59:54.770	
5 -	33.086	21.382	54.468	79.83	1.265	15:00:49.238	
6 -	32.267	21.352	53.619 (2)	81.10	0.416	15:01:42.857	
7 -	32.136	21.615	53.751	80.90	0.548	15:02:36.608	
8 -	32.544	21.504	54.048	80.45	0.845	15:03:30.656	
9 -	32.082	21.601	53.683 (3)	81.00	0.480	15:04:24.339	

BMCRC - MRO Championships 2024 - Rnd 1 @ Brands Hatch Indy

MRO Minitwins

RACE 13 - SECTOR ANALYSIS



SECTOR 1 = FL to I1, SECTOR 2 = I1 to FL, DIFF = Difference To Personal Best Lap, P = Crossed Finish Line in Pit Lane, D = Time Disallowed

P9 74 Daniel BLACK		Suzuki SV650 - DAD				
IDEAL LAP TIME : 53.952		BEST LAP TIME : 53.965		DIFFERENCE : 0.013		
LAP	SECTOR 1	SECTOR 2	LAP TIME	MPH	DIFF	TIME OF DAY
1 -		21.760	1:00.885	71.42	6.920	14:57:13.602
2 -	32.591	21.723	54.314 (2)	80.06	0.349	14:58:07.916
3 -	32.229	21.736	53.965 (1)	80.58		14:59:01.881
4 -	32.648	21.862	54.510	79.77	0.545	14:59:56.391
5 -	32.593	21.724	54.317 (3)	80.05	0.352	15:00:50.708
6 -	32.439	22.650	55.089	78.93	1.124	15:01:45.797
7 -	32.802	21.812	54.614	79.62	0.649	15:02:40.411
8 -	32.947	22.063	55.010	79.05	1.045	15:03:35.421
9 -	32.948	21.959	54.907	79.19	0.942	15:04:30.328

P10 45 Terence QUINCE		Suzuki SV650 - K&Q, HM Racing, Titan-x				
IDEAL LAP TIME : 53.870		BEST LAP TIME : 54.037		DIFFERENCE : 0.167		
LAP	SECTOR 1	SECTOR 2	LAP TIME	MPH	DIFF	TIME OF DAY
1 -		21.882	1:01.406	70.81	7.369	14:57:14.123
2 -	32.565	21.630	54.195 (3)	80.23	0.158	14:58:08.318
3 -	32.856	22.173	55.029	79.02	0.992	14:59:03.347
4 -	32.791	21.974	54.765	79.40	0.728	14:59:58.112
5 -	33.179	22.009	55.188	78.79	1.151	15:00:53.300
6 -	32.453	21.914	54.367	79.98	0.330	15:01:47.667
7 -	32.622	22.206	54.828	79.31	0.791	15:02:42.495
8 -	32.282	21.755	54.037 (1)	80.47		15:03:36.532
9 -	32.491	21.588	54.079 (2)	80.41	0.042	15:04:30.611

P11 15 James SVENSEN		Suzuki SV650S - Team TSR				
IDEAL LAP TIME : 54.030		BEST LAP TIME : 54.087		DIFFERENCE : 0.057		
LAP	SECTOR 1	SECTOR 2	LAP TIME	MPH	DIFF	TIME OF DAY
1 -		22.039	1:01.343	70.88	7.256	14:57:14.060
2 -	32.959	21.764	54.723	79.46	0.636	14:58:08.783
3 -	32.580	22.212	54.792	79.36	0.705	14:59:03.575
4 -	33.263	21.842	55.105	78.91	1.018	14:59:58.680
5 -	32.866	21.851	54.717	79.47	0.630	15:00:53.397
6 -	32.593	21.843	54.436 (2)	79.88	0.349	15:01:47.833
7 -	32.630	22.223	54.853	79.27	0.766	15:02:42.686
8 -	32.834	21.651	54.485 (3)	79.81	0.398	15:03:37.171
9 -	32.379	21.708	54.087 (1)	80.40		15:04:31.258

P12 293 Leigh SMITH		Suzuki SV650 - Smiths Mechanical Support				
IDEAL LAP TIME : 54.023		BEST LAP TIME : 54.171		DIFFERENCE : 0.148		
LAP	SECTOR 1	SECTOR 2	LAP TIME	MPH	DIFF	TIME OF DAY
1 -		21.895	1:01.719	70.45	7.548	14:57:14.436
2 -	33.310	21.765	55.075	78.95	0.904	14:58:09.511
3 -	32.614	21.841	54.455 (2)	79.85	0.284	14:59:03.966
4 -	33.102	21.805	54.907	79.19	0.736	14:59:58.873
5 -	33.336	21.573	54.909	79.19	0.738	15:00:53.782
6 -	33.139	21.887	55.026	79.02	0.855	15:01:48.808
7 -	33.537	21.504	55.041	79.00	0.870	15:02:43.849
8 -	33.003	21.609	54.612 (3)	79.62	0.441	15:03:38.461
9 -	32.519	21.652	54.171 (1)	80.27		15:04:32.632

BMCRC - MRO Championships 2024 - Rnd 1 @ Brands Hatch Indy

MRO Minitwins

RACE 13 - SECTOR ANALYSIS



SECTOR 1 = FL to I1, SECTOR 2 = I1 to FL, DIFF = Difference To Personal Best Lap, P = Crossed Finish Line in Pit Lane, D = Time Disallowed

P13 281		Lee HEALEY		Suzuki SV650 - F-TECH FIRE & ELECTRICAL LTD		
IDEAL LAP TIME : 54.402		BEST LAP TIME : 54.469		DIFFERENCE : 0.067		
LAP	SECTOR 1	SECTOR 2	LAP TIME	MPH	DIFF	TIME OF DAY
1 -		22.098	1:02.643	69.41	8.174	14:57:15.360
2 -	32.819	21.963	54.782	79.38	0.313	14:58:10.142
3 -	32.621	22.012	54.633	79.59	0.164	14:59:04.775
4 -	32.762	21.908	54.670	79.54	0.201	14:59:59.445
5 -	32.937	21.900	54.837	79.30	0.368	15:00:54.282
6 -	32.895	22.007	54.902	79.20	0.433	15:01:49.184
7 -	32.757	21.821	54.578 (3)	79.67	0.109	15:02:43.762
8 -	32.687	21.790	54.477 (2)	79.82	0.008	15:03:38.239
9 -	32.612	21.857	54.469 (1)	79.83		15:04:32.708

P14 21		Toby FINNIS		Suzuki SV650 - NOKA RACING - PRIME/TWT		
IDEAL LAP TIME : 54.517		BEST LAP TIME : 54.739		DIFFERENCE : 0.222		
LAP	SECTOR 1	SECTOR 2	LAP TIME	MPH	DIFF	TIME OF DAY
1 -		22.556	1:03.473	68.51	8.734	14:57:16.190
2 -	33.089	22.255	55.344	78.57	0.605	14:58:11.534
3 -	33.481	22.300	55.781	77.95	1.042	14:59:07.315
4 -	34.368	22.434	56.802	76.55	2.063	15:00:04.117
5 -	33.782	22.041	55.823	77.89	1.084	15:00:59.940
6 -	32.767	21.972	54.739 (1)	79.44		15:01:54.679
7 -	32.821	22.577	55.398	78.49	0.659	15:02:50.077
8 -	32.726	22.095	54.821 (2)	79.32	0.082	15:03:44.898
9 -	32.545	22.447	54.992 (3)	79.07	0.253	15:04:39.890

P15 27		Jack BETTIS		Suzuki SV650 - NB Toolmaking		
IDEAL LAP TIME : 55.245		BEST LAP TIME : 55.307		DIFFERENCE : 0.062		
LAP	SECTOR 1	SECTOR 2	LAP TIME	MPH	DIFF	TIME OF DAY
1 -		22.188	1:02.592	69.47	7.285	14:57:15.309
2 -	33.388	22.094	55.482 (2)	78.37	0.175	14:58:10.791
3 -	33.151	22.156	55.307 (1)	78.62		14:59:06.098
4 -	33.235	22.349	55.584 (3)	78.23	0.277	15:00:01.682
5 -	33.457	22.426	55.883	77.81	0.576	15:00:57.565
6 -	33.269	22.559	55.828	77.89	0.521	15:01:53.393
7 -	34.035	22.413	56.448	77.03	1.141	15:02:49.841
8 -	33.719	22.312	56.031	77.61	0.724	15:03:45.872
9 -	33.508	22.452	55.960	77.70	0.653	15:04:41.832

P16 115		Brian MAHER		Suzuki SV650 -		
IDEAL LAP TIME : 54.731		BEST LAP TIME : 54.731		DIFFERENCE : 0.000		
LAP	SECTOR 1	SECTOR 2	LAP TIME	MPH	DIFF	TIME OF DAY
1 -		22.725	1:03.887	68.06	9.156	14:57:16.604
2 -	33.927	22.208	56.135	77.46	1.404	14:58:12.739
3 -	33.522	22.046	55.568 (3)	78.25	0.837	14:59:08.307
4 -	33.684	22.426	56.110	77.50	1.379	15:00:04.417
5 -	34.205	22.259	56.464	77.01	1.733	15:01:00.881
6 -	33.533	22.149	55.682	78.09	0.951	15:01:56.563
7 -	33.547	22.110	55.657	78.13	0.926	15:02:52.220
8 -	33.132	21.914	55.046 (2)	78.99	0.315	15:03:47.266
9 -	33.016	21.715	54.731 (1)	79.45		15:04:41.997

BMCRC - MRO Championships 2024 - Rnd 1 @ Brands Hatch Indy

MRO Minitwins

RACE 13 - SECTOR ANALYSIS



SECTOR 1 = FL to I1, SECTOR 2 = I1 to FL, DIFF = Difference To Personal Best Lap, P = Crossed Finish Line in Pit Lane, D = Time Disallowed

P17 127		Matthew CHAM		Ducati MONSTER 796 -		
IDEAL LAP TIME : 55.515		BEST LAP TIME : 55.568		DIFFERENCE : 0.053		
LAP	SECTOR 1	SECTOR 2	LAP TIME	MPH	DIFF	TIME OF DAY
1 -		22.284	1:02.337	69.75	6.769	14:57:15.054
2 -	33.628	22.575	56.203	77.37	0.635	14:58:11.257
3 -	33.580	22.395	55.975	77.68	0.407	14:59:07.232
4 -	34.265	22.247	56.512	76.95	0.944	15:00:03.744
5 -	34.493	22.309	56.802	76.55	1.234	15:01:00.546
6 -	33.643	22.298	55.941 (3)	77.73	0.373	15:01:56.487
7 -	33.598	22.650	56.248	77.31	0.680	15:02:52.735
8 -	33.378	22.378	55.756 (2)	77.99	0.188	15:03:48.491
9 -	33.431	22.137	55.568 (1)	78.25		15:04:44.059

P18 9		Thomas BEDFORD		Suzuki SV650 - AWO Recycling Ltd		
IDEAL LAP TIME : 55.538		BEST LAP TIME : 55.604		DIFFERENCE : 0.066		
LAP	SECTOR 1	SECTOR 2	LAP TIME	MPH	DIFF	TIME OF DAY
1 -		22.563	1:03.445	68.54	7.841	14:57:16.162
2 -	33.981	22.266	56.247	77.31	0.643	14:58:12.409
3 -	33.578	22.166	55.744 (2)	78.01	0.140	14:59:08.153
4 -	33.499	22.429	55.928	77.75	0.324	15:00:04.081
5 -	34.441	22.372	56.813	76.54	1.209	15:01:00.894
6 -	33.552	22.519	56.071	77.55	0.467	15:01:56.965
7 -	33.378	22.604	55.982	77.67	0.378	15:02:52.947
8 -	33.578	22.213	55.791 (3)	77.94	0.187	15:03:48.738
9 -	33.444	22.160	55.604 (1)	78.20		15:04:44.342

P19 67		Simon HARVEY		Suzuki SV650 - Retirement Fund Racing		
IDEAL LAP TIME : 55.319		BEST LAP TIME : 55.319		DIFFERENCE : 0.000		
LAP	SECTOR 1	SECTOR 2	LAP TIME	MPH	DIFF	TIME OF DAY
1 -		23.041	1:05.107	66.79	9.788	14:57:17.824
2 -	34.421	22.621	57.042	76.23	1.723	14:58:14.866
3 -	34.099	22.512	56.611	76.81	1.292	14:59:11.477
4 -	34.573	22.481	57.054	76.21	1.735	15:00:08.531
5 -	34.316	22.603	56.919	76.39	1.600	15:01:05.450
6 -	34.001	22.489	56.490 (3)	76.98	1.171	15:02:01.940
7 -	33.677	22.368	56.045 (2)	77.59	0.726	15:02:57.985
8 -	34.396	22.233	56.629	76.79	1.310	15:03:54.614
9 -	33.157	22.162	55.319 (1)	78.60		15:04:49.933

P20 69		Jack GRIFFITHS		Suzuki SV650 -		
IDEAL LAP TIME : 55.754		BEST LAP TIME : 55.754		DIFFERENCE : 0.000		
LAP	SECTOR 1	SECTOR 2	LAP TIME	MPH	DIFF	TIME OF DAY
1 -		23.001	1:04.884	67.02	9.130	14:57:17.601
2 -	34.206	22.965	57.171	76.06	1.417	14:58:14.772
3 -	34.062	22.610	56.672	76.73	0.918	14:59:11.444
4 -	34.378	22.584	56.962	76.34	1.208	15:00:08.406
5 -	34.217	22.698	56.915	76.40	1.161	15:01:05.321
6 -	33.853	22.343	56.196 (2)	77.38	0.442	15:02:01.517
7 -	33.887	22.352	56.239 (3)	77.32	0.485	15:02:57.756
8 -	34.497	22.288	56.785	76.58	1.031	15:03:54.541
9 -	33.750	22.004	55.754 (1)	77.99		15:04:50.295

BMCRC - MRO Championships 2024 - Rnd 1 @ Brands Hatch Indy

MRO Minitwins

RACE 13 - SECTOR ANALYSIS



SECTOR 1 = FL to I1, SECTOR 2 = I1 to FL, DIFF = Difference To Personal Best Lap, P = Crossed Finish Line in Pit Lane, D = Time Disallowed

P21 153		Kristian JOHNSON		Suzuki SV650 - Eden Mobility		
IDEAL LAP TIME : 56.062		BEST LAP TIME : 56.112		DIFFERENCE : 0.050		
LAP	SECTOR 1	SECTOR 2	LAP TIME	MPH	DIFF	TIME OF DAY
1 -		22.827	1:04.579	67.33	8.467	14:57:17.296
2 -	34.235	22.698	56.933	76.38	0.821	14:58:14.229
3 -	34.056	22.601	56.657 (3)	76.75	0.545	14:59:10.886
4 -	34.240	22.884	57.124	76.12	1.012	15:00:08.010
5 -	34.451	22.652	57.103	76.15	0.991	15:01:05.113
6 -	34.096	22.809	56.905	76.41	0.793	15:02:02.018
7 -	34.404	22.421	56.825	76.52	0.713	15:02:58.843
8 -	33.905	22.751	56.656 (2)	76.75	0.544	15:03:55.499
9 -	33.641	22.471	56.112 (1)	77.49		15:04:51.611

P22 60		Justin PRICE		Suzuki SV650 -		
IDEAL LAP TIME : 57.945		BEST LAP TIME : 58.147		DIFFERENCE : 0.202		
LAP	SECTOR 1	SECTOR 2	LAP TIME	MPH	DIFF	TIME OF DAY
1 -		23.424	1:06.492	65.39	8.345	14:57:19.209
2 -	35.363	23.320	58.683	74.10	0.536	14:58:17.892
3 -	35.844	23.400	59.244	73.40	1.097	14:59:17.136
4 -	35.598	23.578	59.176	73.48	1.029	15:00:16.312
5 -	35.274	23.394	58.668	74.12	0.521	15:01:14.980
6 -	35.392	23.089	58.481 (3)	74.35	0.334	15:02:13.461
7 -	34.856	23.291	58.147 (1)	74.78		15:03:11.608
8 -	34.899	23.372	58.271 (2)	74.62	0.124	15:04:09.879

P23 8		Stuart ALBON		Suzuki SV650 - Winter Sun Skydiving		
IDEAL LAP TIME : 1:04.038		BEST LAP TIME : 1:04.038		DIFFERENCE : 0.000		
LAP	SECTOR 1	SECTOR 2	LAP TIME	MPH	DIFF	TIME OF DAY
1 -		26.476	1:13.727	58.98	9.689	14:57:26.444
2 -	39.817	25.832	1:05.649	66.24	1.611	14:58:32.093
3 -	39.341	25.642	1:04.983 (3)	66.91	0.945	14:59:37.076
4 -	39.774	25.883	1:05.657	66.23	1.619	15:00:42.733
5 -	39.742	26.122	1:05.864	66.02	1.826	15:01:48.597
6 -	39.663	25.532	1:05.195	66.70	1.157	15:02:53.792
7 -	39.163	25.732	1:04.895 (2)	67.00	0.857	15:03:58.687
8 -	38.876	25.162	1:04.038 (1)	67.90		15:05:02.725

P24 181		Neil CONNELL		Suzuki SV650 - Helite Air Vests		
IDEAL LAP TIME : 53.421		BEST LAP TIME : 53.427		DIFFERENCE : 0.006		
LAP	SECTOR 1	SECTOR 2	LAP TIME	MPH	DIFF	TIME OF DAY
1 -		21.671	59.998	72.47	6.571	14:57:12.715
2 -	32.431	21.427	53.858 (2)	80.74	0.431	14:58:06.573
3 -	31.994	21.433	53.427 (1)	81.39		14:59:00.000

P25 35		Jay GILBERT		Suzuki SV 650 - Open to offers		
IDEAL LAP TIME : 59.148		BEST LAP TIME : 59.247		DIFFERENCE : 0.099		
LAP	SECTOR 1	SECTOR 2	LAP TIME	MPH	DIFF	TIME OF DAY
1 -		23.702	1:07.150	64.75	7.903	14:57:19.867
2 -	35.734	23.513	59.247 (1)	73.39		14:58:19.114
3 -	36.978	23.414	1:00.392 (2)	72.00	1.145	14:59:19.506

BMCRC - MRO Championships 2024 - Rnd 1 @ Brands Hatch Indy

MRO Minitwins

RACE 13 - BEST SECTORS

SECTOR 1			SECTOR 2			IDEAL / BEST COMPARISON						
POS	NO	NAME	TIME	NO	NAME	TIME	POS	NO	NAME	IDEAL	BEST	DIFF
									PERFECT LAP	51.586		
1	1	TWYFORD	30.751	22	DOWDS	20.835	1	1	TWYFORD	51.679	51.731	0.052
2	333	LINDEMANN	30.877	333	LINDEMANN	20.886	2	333	LINDEMANN	51.763	52.046	0.283
3	22	DOWDS	31.060	1	TWYFORD	20.928	3	22	DOWDS	51.895	52.079	0.184
4	19	LILLEY	31.376	3	ARBON	21.183	4	19	LILLEY	52.667	52.667	0.000
5	3	ARBON	31.538	888	WRIGHT	21.203	5	3	ARBON	52.721	52.721	0.000
6	888	WRIGHT	31.681	81	MAY	21.267	6	888	WRIGHT	52.884	52.977	0.093
7	34	JOHNSON	31.847	19	LILLEY	21.291	7	81	MAY	53.145	53.355	0.210
8	81	MAY	31.878	34	JOHNSON	21.346	8	34	JOHNSON	53.193	53.203	0.010
9	181	CONNELL	31.994	181	CONNELL	21.427	9	181	CONNELL	53.421	53.427	0.006
10	74	BLACK	32.229	293	SMITH	21.504	10	45	QUINCE	53.870	54.037	0.167
11	45	QUINCE	32.282	45	QUINCE	21.588	11	74	BLACK	53.952	53.965	0.013
12	15	SVENSEN	32.379	15	SVENSEN	21.651	12	293	SMITH	54.023	54.171	0.148
13	293	SMITH	32.519	115	MAHER	21.715	13	15	SVENSEN	54.030	54.087	0.057
14	21	FINNIS	32.545	74	BLACK	21.723	14	281	HEALEY	54.402	54.469	0.067
15	281	HEALEY	32.612	281	HEALEY	21.790	15	21	FINNIS	54.517	54.739	0.222
16	115	MAHER	33.016	21	FINNIS	21.972	16	115	MAHER	54.731	54.731	0.000
17	27	BETTIS	33.151	69	GRIFFITHS	22.004	17	27	BETTIS	55.245	55.307	0.062
18	67	HARVEY	33.157	27	BETTIS	22.094	18	67	HARVEY	55.319	55.319	0.000
19	127	CHAM	33.378	127	CHAM	22.137	19	127	CHAM	55.515	55.568	0.053
20	9	BEDFORD	33.378	9	BEDFORD	22.160	20	9	BEDFORD	55.538	55.604	0.066
21	153	JOHNSON	33.641	67	HARVEY	22.162	21	69	GRIFFITHS	55.754	55.754	0.000
22	69	GRIFFITHS	33.750	153	JOHNSON	22.421	22	153	JOHNSON	56.062	56.112	0.050
23	60	PRICE	34.856	60	PRICE	23.089	23	60	PRICE	57.945	58.147	0.202
24	35	GILBERT	35.734	35	GILBERT	23.414	24	35	GILBERT	59.148	59.247	0.099
25	8	ALBON	38.876	8	ALBON	25.162	25	8	ALBON	1:04.038	1:04.038	0.000

BMCRC - MRO Championships 2024 - Rnd 1 @ Brands Hatch Indy

MRO Minitwins

RACE 13 - STATISTICS

Competitors Started	25
Planned Start	2024-03-16 @ 14:55:00.000
Actual Start	2024-03-16 @ 14:56:12.716
Finish Time	2024-03-16 @ 15:04:07.993
Track Length	1.2079mi.
Total Laps	211
Total Distance Covered	254.8765mi.

Session Fastest Lap History

NO	NAME	LAP TIME	TIME OF DAY	LAP	VEHICLE
333	David LINDEMANN	52.552	14:58:02.501	2	Suzuki SV650
22	Darren DOWDS	52.403	14:58:02.654	2	Suzuki SV650
1	David TWYFORD	52.369	14:58:02.709	2	Suzuki SV650
1	David TWYFORD	51.731	15:01:31.964	6	Suzuki SV650

Session Leader History

NO	NAME	FROM LAP	LAPS LED	DISTANCE	VEHICLE
333	David LINDEMANN	1	4	4.83 miles	Suzuki SV650
1	David TWYFORD	5	5	6.03 miles	Suzuki SV650

Flag History

TYPE	TIME OF DAY
GREEN	14:56:12.716
FINISH	15:04:07.993

Flag Statistics

TYPE	COUNT	TOTAL LAPS	TOTAL TIME
Green	1	9	8:55.392
Red	0	0	0.000
Safety Car	0	0	0.000
FCY	0	0	0.000

BMCRC - MRO Championships 2024 - Rnd 1 @ Brands Hatch Indy

MRO Minitwins

RACE 2 - GRID (12 Laps)

ROW 10	30	29	28	47	Tristan BOHANAN									
ROW 9		27	51	Andrew DURANT	26	111	Freddie BATE	25	8	Stuart ALBON	1:04.038			
ROW 8		24	35	Jay GILBERT	59.247	23	60	Justin PRICE	58.147	22	153	Kristian JOHNSON	56.112	
ROW 7			21	69	Jack GRIFFITHS	55.754	20	9	Thomas BEDFORD	55.604	19	127	Matthew CHAM	55.568
ROW 6		18	67	Simon HARVEY	55.319	17	27	Jack BETTIS	55.307	16	21	Toby FINNIS	54.739	
ROW 5			15	115	Brian MAHER	54.731	14	281	Lee HEALEY	54.469	13	293	Leigh SMITH	54.171
ROW 4		12	15	James SVENSEN	54.087	11	45	Terence QUINCE	54.037	10	74	Daniel BLACK	53.965	
ROW 3			9	181	Neil CONNELL	53.427	8	81	Malvern MAY	53.355	7	34	Andrew JOHNSON	53.203
ROW 2		6	888	Brandon WRIGHT	52.977	5	3	Oliver ARBON	52.721	4	19	Kevin LILLEY	52.667	
ROW 1			3	22	Darren DOWDS	52.079	2	333	David LINDEMANN	52.046	1	1	David TWYFORD	51.731
Pole														

These results are provisional until the conclusion of any judicial and technical matters.

Brands Hatch Indy: 1.2079 miles

Clerk Of Course:	Stewards:	Timekeeper:	<i>Craig Smith</i>	
------------------	-----------	-------------	--------------------	---

Results can be found at www.tsl-timing.com

Printed - 15:07 Saturday, 16 March 2024



BMCRC - MRO Championships 2024 - Rnd 1 @ Brands Hatch Indy

MRO Minitwins

RACE 3 - CLASSIFICATION

Race Distance: 12 Laps / 14.49 miles

POS	NO	NAME	ENTRY	LAPS	TIME	GAP	DIFF	MPH	BEST	ON	GRD	↑↓
1	22	Darren DOWDS	Suzuki SV650 - Sublime Dsg Ltd	12	11:33.152			75.28	56.429	8	3	2
2	333	David LINDEMANN	Suzuki SV650 - Giraffe Decorators	12	11:34.343	1.191	1.191	75.15	56.334	7	2	0
3	3	Oliver ARBON	Suzuki SV650 - TT Plumbing and Heating	12	11:55.486	22.334	21.143	72.93	57.391	10	5	2
4	19	Kevin LILLEY	Suzuki SV650 - Trafalgar Cleaning Eqpt. / Steve Jordan Mot	12	11:57.645	24.493	2.159	72.71	57.851	12	4	0
5	1	David TWYFORD	Suzuki SV650 - IMP Racing, MHP, RODOC	12	12:14.356	41.204	16.711	71.05	59.601	11	1	-4
6	21	Toby FINNIS	Suzuki SV650 - NOKA RACING - PRIME/TWT	12	12:19.351	46.199	4.995	70.57	59.828	9	16	10
7	34	Andrew JOHNSON	Suzuki SV650 - Rose & Charlie Racing	12	12:23.721	50.569	4.370	70.16	1:00.569	10	7	0
8	27	Jack BETTIS	Suzuki SV650 - NB Toolmaking	12	12:30.151	56.999	6.430	69.56	59.891	11	17	9
9	74	Daniel BLACK	Suzuki SV650 - DAD	12	12:30.727	57.575	0.576	69.51	1:00.781	11	10	1
10	45	Terence QUINCE	Suzuki SV650 - K&Q, HM Racing, Titan-x	11	11:36.009	1 Lap	1 Lap	68.72	1:01.086	11	11	1
11	81	Malvern MAY	Suzuki SV650 - IMP racing	11	11:37.699	1 Lap	1.690	68.56	1:01.540	10	8	-3
12	115	Brian MAHER	Suzuki SV650 -	11	11:42.192	1 Lap	4.493	68.12	1:01.635	11	15	3
13	69	Jack GRIFFITHS	Suzuki SV650 -	11	11:51.949	1 Lap	9.757	67.18	1:00.996	11	21	8
14	67	Simon HARVEY	Suzuki SV650 - Retirement Fund Racing	11	11:52.084	1 Lap	0.135	67.17	1:01.455	11	18	4
15	15	James SVENSEN	Suzuki SV650S - Team TSR	11	12:02.867	1 Lap	10.783	66.17	1:02.817	11	12	-3
16	127	Matthew CHAM	Ducati MONSTER 796 -	11	12:34.000	1 Lap	31.133	63.44	1:07.167	3	19	3
17	293	Leigh SMITH	Suzuki SV650 - Smiths Mechanical Support	10	11:38.107	2 Laps	1 Lap	62.29	1:07.434	7	13	-4

NOT CLASSIFIED

DNF	111	Freddie BATE	Suzuki SV650 - Hartjay	3	3:28.877	9 Laps	7 Laps	62.45	1:06.057	2	26	
DNF	888	Brandon WRIGHT	Suzuki SV650 - 888 Vapour	2	2:18.009	10 Laps	1 Lap	63.01	1:07.072	2	6	
DNF	181	Neil CONNELL	Suzuki SV650 - Helite Air Vests	0							9	
DNF	9	Thomas BEDFORD	Suzuki SV650 - AWO Recycling Ltd	0							20	
DNF	153	Kristian JOHNSON	Suzuki SV650 - Eden Mobility	0							22	

FASTEST LAP

333	David LINDEMANN	Suzuki SV650 - Giraffe Decorators	7	56.334	77.19 mph	124.23 kph
-----	-----------------	-----------------------------------	---	--------	-----------	------------

Comments:

92.5% of Race Speed = 69.63 mph

Weather / Track : Cloudy / Wet

These results are provisional until the conclusion of any judicial and technical matters.

Date: 17/03/2024 Start: 10:42 Finish: 10:53

Brands Hatch Indy: 1.2079 miles

Clerk Of Course:	Stewards:	Timekeeper:	<i>Craig Smith</i>	
------------------	-----------	-------------	--------------------	---

Results can be found at www.tsl-timing.com

Printed - 10:56 Sunday, 17 March 2024



BMCRC - MRO Championships 2024 - Rnd 1 @ Brands Hatch Indy

MRO Minitwins

RACE 3 - LAP CHART

LAP 1 @ 10:43:16.085

NO	BEHIND	LAP TIME
22		1:03.166
333	0.215	1:03.381
1	3.141	1:06.307
19	3.272	1:06.438
3	3.539	1:06.705
34	4.633	1:07.799
74	4.796	1:07.962
21	5.247	1:08.413
81	7.529	1:10.695
888	7.771	1:10.937
15	8.178	1:11.344
27	8.798	1:11.964
127	9.256	1:12.422
45	9.622	1:12.788
115	9.882	1:13.048
69	10.683	1:13.849
111	11.072	1:14.238
67	14.138	1:17.304
293	16.219	1:19.385

LAP 2 @ 10:44:14.142

NO	BEHIND	LAP TIME
22		58.057
333	0.379	58.221
19	7.581	1:02.366
1	8.249	1:03.165
3	8.499	1:03.017
34	9.354	1:02.778
21	9.607	1:02.417
74	11.536	1:04.797
81	13.759	1:04.287
27	16.167	1:05.426
888	16.786	1:07.072
45	16.819	1:05.254
115	16.929	1:05.104
15	17.724	1:07.603
111	19.072	1:06.057
127	19.431	1:08.232
69	19.613	1:06.987
67	22.126	1:06.045
293	30.013	1:11.851

LAP 3 @ 10:45:11.836

NO	BEHIND	LAP TIME
22		57.694
333	1.005	58.320
19	10.426	1:00.539
3	11.810	1:01.005
1	12.478	1:01.923
34	12.993	1:01.333
21	13.351	1:01.438
74	17.233	1:03.391
81	20.289	1:04.224
27	20.856	1:02.383
45	22.851	1:03.726
115	23.173	1:03.938
15	26.098	1:06.068
69	27.092	1:05.173
127	28.904	1:07.167
67	29.362	1:04.930
111	29.960	1:08.582
293	41.785	1:09.466

LAP 4 @ 10:46:09.246

NO	BEHIND	LAP TIME
22		57.410
333	1.551	57.956
19	12.684	59.668
3	13.520	59.120
1	15.959	1:00.891
34	16.573	1:00.990
21	17.351	1:01.410
74	22.244	1:02.421
27	25.678	1:02.232
81	26.584	1:03.705
45	28.169	1:02.728
115	29.126	1:03.363
15	34.547	1:05.859
69	34.842	1:05.160
67	36.093	1:04.141
127	38.910	1:07.416
293	53.720	1:09.345

LAP 5 @ 10:47:06.572

NO	BEHIND	LAP TIME
22		57.326
333	1.712	57.487
3	14.844	58.650
19	14.926	59.568
1	19.044	1:00.411
34	20.216	1:00.969
21	20.995	1:00.970
74	26.746	1:01.828
27	29.894	1:01.542
81	31.438	1:02.180
45	32.218	1:01.375
115	34.299	1:02.499
69	41.914	1:04.398
15	42.926	1:05.705
67	43.096	1:04.329
127	49.834	1:08.250

LAP 6 @ 10:48:03.923

NO	BEHIND	LAP TIME
22		57.351
333	1.405	57.044
293	1 Lap	1:07.912
3	15.634	58.141
19	16.366	58.791
1	21.947	1:00.254
34	24.175	1:01.310
21	24.919	1:01.275
74	31.316	1:01.921
27	33.984	1:01.441
81	35.896	1:01.809
45	37.507	1:02.640
115	39.363	1:02.415
69	48.502	1:03.939
67	48.813	1:03.068
15	51.326	1:05.751

LAP 7 @ 10:49:01.349

NO	BEHIND	LAP TIME
22		57.426
333	0.313	56.334

127	1 Lap	1:07.705
3	16.726	58.518
19	17.363	58.423
293	1 Lap	1:07.971
1	24.328	59.807
34	28.587	1:01.838
21	28.876	1:01.383
74	35.533	1:01.643
27	37.397	1:00.839
81	40.524	1:02.054
45	42.041	1:01.960
115	44.293	1:02.356
69	54.698	1:03.622
67	54.780	1:03.393

LAP 8 @ 10:49:57.778

NO	BEHIND	LAP TIME
22		56.429
333	0.282	56.398
15	1 Lap	1:05.794
127	1 Lap	1:09.144
3	19.023	58.726
19	19.539	58.605
1	28.033	1:00.134
293	1 Lap	1:07.434
34	33.548	1:01.390
21	33.713	1:01.266
74	40.694	1:01.590
27	42.277	1:01.309
81	46.195	1:02.100
45	47.079	1:01.467
115	50.561	1:02.697

LAP 9 @ 10:50:54.260

NO	BEHIND	LAP TIME
22		56.482
333	1.044	57.244
69	1 Lap	1:01.771
67	1 Lap	1:02.024
15	1 Lap	1:04.671
3	20.938	58.397
19	21.780	58.723
127	1 Lap	1:09.143
1	31.491	59.940
21	37.059	59.828
34	38.617	1:01.551
293	1 Lap	1:09.208
74	45.192	1:00.980
27	46.659	1:00.864
45	51.749	1:01.152
81	51.775	1:02.062

LAP 10 @ 10:51:51.107

NO	BEHIND	LAP TIME
22		56.847
115	1 Lap	1:02.935
333	1.518	57.321
67	1 Lap	1:02.847
69	1 Lap	1:03.474
15	1 Lap	1:03.708
3	21.482	57.391
19	23.126	58.193
1	35.030	1:00.386
127	1 Lap	1:08.270

21	40.140	59.928
34	42.339	1:00.569
74	49.472	1:01.127
27	50.247	1:00.435
293	1 Lap	1:07.620
81	56.468	1:01.540
45	56.735	1:01.833

LAP 11 @ 10:52:48.007

NO	BEHIND	LAP TIME
22		56.900
333	1.761	57.143
115	1 Lap	1:02.202
67	1 Lap	1:02.548
69	1 Lap	1:02.580
3	22.982	58.400
19	24.706	58.480
15	1 Lap	1:03.547
1	37.731	59.601
21	43.973	1:00.733
34	47.784	1:02.345
127	1 Lap	1:08.512
27	53.238	59.891
74	53.353	1:00.781

LAP 12 @ 10:53:46.071

NO	BEHIND	LAP TIME
22		58.064
333	1.191	57.494
45	1 Lap	1:01.086
81	1 Lap	1:03.043
293	2 Laps	1:07.915
115	1 Lap	1:01.635
69	1 Lap	1:00.996
67	1 Lap	1:01.455
3	22.334	57.416
19	24.493	57.851
15	1 Lap	1:02.817
1	41.204	1:01.537
21	46.199	1:00.290
34	50.569	1:00.849
27	56.999	1:01.825
74	57.575	1:02.286
127	1 Lap	1:07.739

BMCRC - MRO Championships 2024 - Rnd 1 @ Brands Hatch Indy

MRO Minitwins

RACE 3 - POSITION CHART

No	Name	Lap Pos	Lap												
			1	2	3	4	5	6	7	8	9	10	11	12	
1	TWYFORD	1	22	22	22	22	22	22	22	22	22	22	22	22	22
333	LINDEMANN	2	333	333	333	333	333	333	333	333	333	333	333	333	333
22	DOWDS	3	1	19	19	19	3	3	3	3	3	3	3	3	3
19	LILLEY	4	19	1	3	3	19	19	19	19	19	19	19	19	19
3	ARBON	5	3	3	1	1	1	1	1	1	1	1	1	1	1
888	WRIGHT	6	34	34	34	34	34	34	34	34	21	21	21	21	21
34	JOHNSON	7	74	21	21	21	21	21	21	21	34	34	34	34	34
81	MAY	8	21	74	74	74	74	74	74	74	74	74	27	27	27
181	CONNELL	9	81	81	81	27	27	27	27	27	27	27	74	74	74
74	BLACK	10	888	27	27	81	81	81	81	81	45	81	45	45	45
45	QUINCE	11	15	888	45	45	45	45	45	45	81	45	81	81	81
15	SVENSEN	12	27	45	115	115	115	115	115	115	115	115	115	115	115
293	SMITH	13	127	115	15	15	69	69	69	69	67	67	69	69	69
115	MAHER	14	45	15	69	69	15	67	67	67	69	69	69	69	69
21	FINNIS	15	115	111	127	67	67	15	15	15	15	15	15	15	15
27	BETTIS	16	69	127	67	127	127	127	127	127	127	127	127	127	127
67	HARVEY	17	111	69	111	293	293	293	293	293	293	293	293	293	293
127	CHAM	18	67	67	293										
9	BEDFORD	19	293	293											
69	GRIFFITHS	20													
153	JOHNSON	21													
111	BATE	22													

BMCRC - MRO Championships 2024 - Rnd 1 @ Brands Hatch Indy

MRO Minitwins

RACE 3 - SECTOR ANALYSIS



SECTOR 1 = FL to I1, SECTOR 2 = I1 to FL, DIFF = Difference To Personal Best Lap, P = Crossed Finish Line in Pit Lane, D = Time Disallowed

P1 22		Darren DOWDS		Suzuki SV650 - Sublime Dsg Ltd			
IDEAL LAP TIME : 56.415		BEST LAP TIME : 56.429		DIFFERENCE : 0.014			
LAP	SECTOR 1	SECTOR 2	LAP TIME	MPH	DIFF	TIME OF DAY	
1 -		23.595	1:03.166	68.84	6.737	10:43:16.085	
2 -	34.575	23.482	58.057	74.90	1.628	10:44:14.142	
3 -	34.440	23.254	57.694	75.37	1.265	10:45:11.836	
4 -	34.141	23.269	57.410	75.74	0.981	10:46:09.246	
5 -	34.038	23.288	57.326	75.85	0.897	10:47:06.572	
6 -	34.186	23.165	57.351	75.82	0.922	10:48:03.923	
7 -	34.076	23.350	57.426	75.72	0.997	10:49:01.349	
8 -	33.661	22.768	56.429 (1)	77.06		10:49:57.778	
9 -	33.728	22.754	56.482 (2)	76.99	0.053	10:50:54.260	
10 -	33.829	23.018	56.847 (3)	76.49	0.418	10:51:51.107	
11 -	33.755	23.145	56.900	76.42	0.471	10:52:48.007	
12 -	35.129	22.935	58.064	74.89	1.635	10:53:46.071	

P2 333		David LINDEMANN		Suzuki SV650 - Giraffe Decorators			
IDEAL LAP TIME : 56.297		BEST LAP TIME : 56.334		DIFFERENCE : 0.037			
LAP	SECTOR 1	SECTOR 2	LAP TIME	MPH	DIFF	TIME OF DAY	
1 -		23.510	1:03.381	68.60	7.047	10:43:16.300	
2 -	34.905	23.316	58.221	74.69	1.887	10:44:14.521	
3 -	34.880	23.440	58.320	74.56	1.986	10:45:12.841	
4 -	34.705	23.251	57.956	75.03	1.622	10:46:10.797	
5 -	34.457	23.030	57.487	75.64	1.153	10:47:08.284	
6 -	34.260	22.784	57.044 (3)	76.23	0.710	10:48:05.328	
7 -	33.513	22.821	56.334 (1)	77.19		10:49:01.662	
8 -	33.578	22.820	56.398 (2)	77.10	0.064	10:49:58.060	
9 -	34.145	23.099	57.244	75.96	0.910	10:50:55.304	
10 -	34.171	23.150	57.321	75.86	0.987	10:51:52.625	
11 -	34.163	22.980	57.143	76.10	0.809	10:52:49.768	
12 -	34.320	23.174	57.494	75.63	1.160	10:53:47.262	

P3 3		Oliver ARBON		Suzuki SV650 - TT Plumbing and Heating			
IDEAL LAP TIME : 57.357		BEST LAP TIME : 57.391		DIFFERENCE : 0.034			
LAP	SECTOR 1	SECTOR 2	LAP TIME	MPH	DIFF	TIME OF DAY	
1 -		24.560	1:06.705	65.19	9.314	10:43:19.624	
2 -	38.056	24.961	1:03.017	69.00	5.626	10:44:22.641	
3 -	36.703	24.302	1:01.005	71.28	3.614	10:45:23.646	
4 -	35.351	23.769	59.120	73.55	1.729	10:46:22.766	
5 -	34.949	23.701	58.650	74.14	1.259	10:47:21.416	
6 -	34.619	23.522	58.141 (3)	74.79	0.750	10:48:19.557	
7 -	34.833	23.685	58.518	74.31	1.127	10:49:18.075	
8 -	35.354	23.372	58.726	74.04	1.335	10:50:16.801	
9 -	34.925	23.472	58.397	74.46	1.006	10:51:15.198	
10 -	34.335	23.056	57.391 (1)	75.77		10:52:12.589	
11 -	35.270	23.130	58.400	74.46	1.009	10:53:10.989	
12 -	34.394	23.022	57.416 (2)	75.73	0.025	10:54:08.405	

BMCRC - MRO Championships 2024 - Rnd 1 @ Brands Hatch Indy

MRO Minitwins

RACE 3 - SECTOR ANALYSIS



SECTOR 1 = FL to I1, SECTOR 2 = I1 to FL, DIFF = Difference To Personal Best Lap, P = Crossed Finish Line in Pit Lane, D = Time Disallowed

P4 19		Kevin LILLEY		Suzuki SV650 - Trafalgar Cleaning Eqpt. / Steve Jordan Motorcy			
IDEAL LAP TIME : 57.851		BEST LAP TIME : 57.851		DIFFERENCE : 0.000			
LAP	SECTOR 1	SECTOR 2	LAP TIME	MPH	DIFF	TIME OF DAY	
1 -		24.532	1:06.438	65.45	8.587	10:43:19.357	
2 -	37.457	24.909	1:02.366	69.72	4.515	10:44:21.723	
3 -	36.065	24.474	1:00.539	71.83	2.688	10:45:22.262	
4 -	35.673	23.995	59.668	72.88	1.817	10:46:21.930	
5 -	35.399	24.169	59.568	73.00	1.717	10:47:21.498	
6 -	35.027	23.764	58.791	73.96	0.940	10:48:20.289	
7 -	34.765	23.658	58.423 (3)	74.43	0.572	10:49:18.712	
8 -	35.148	23.457	58.605	74.20	0.754	10:50:17.317	
9 -	35.095	23.628	58.723	74.05	0.872	10:51:16.040	
10 -	34.586	23.607	58.193 (2)	74.72	0.342	10:52:14.233	
11 -	34.776	23.704	58.480	74.36	0.629	10:53:12.713	
12 -	34.497	23.354	57.851 (1)	75.16		10:54:10.564	

P5 1		David TWYFORD		Suzuki SV650 - IMP Racing, MHP, RODOC			
IDEAL LAP TIME :		BEST LAP TIME : 59.601		DIFFERENCE :			
LAP	SECTOR 1	SECTOR 2	LAP TIME	MPH	DIFF	TIME OF DAY	
1 -			1:06.307	65.58	6.706	10:43:19.226	
2 -			1:03.165	68.84	3.564	10:44:22.391	
3 -			1:01.923	70.22	2.322	10:45:24.314	
4 -			1:00.891	71.41	1.290	10:46:25.205	
5 -			1:00.411	71.98	0.810	10:47:25.616	
6 -			1:00.254	72.17	0.653	10:48:25.870	
7 -			59.807 (2)	72.71	0.206	10:49:25.677	
8 -			1:00.134	72.31	0.533	10:50:25.811	
9 -			59.940 (3)	72.54	0.339	10:51:25.751	
10 -			1:00.386	72.01	0.785	10:52:26.137	
11 -			59.601 (1)	72.96		10:53:25.738	
12 -			1:01.537	70.66	1.936	10:54:27.275	

P6 21		Toby FINNIS		Suzuki SV650 - NOKA RACING - PRIME/TWT			
IDEAL LAP TIME : 59.828		BEST LAP TIME : 59.828		DIFFERENCE : 0.000			
LAP	SECTOR 1	SECTOR 2	LAP TIME	MPH	DIFF	TIME OF DAY	
1 -		24.620	1:08.413	63.56	8.585	10:43:21.332	
2 -	38.191	24.226	1:02.417	69.67	2.589	10:44:23.749	
3 -	37.236	24.202	1:01.438	70.78	1.610	10:45:25.187	
4 -	37.017	24.393	1:01.410	70.81	1.582	10:46:26.597	
5 -	36.564	24.406	1:00.970	71.32	1.142	10:47:27.567	
6 -	36.869	24.406	1:01.275	70.96	1.447	10:48:28.842	
7 -	37.012	24.371	1:01.383	70.84	1.555	10:49:30.225	
8 -	37.159	24.107	1:01.266	70.97	1.438	10:50:31.491	
9 -	35.996	23.832	59.828 (1)	72.68		10:51:31.319	
10 -	36.025	23.903	59.928 (2)	72.56	0.100	10:52:31.247	
11 -	36.723	24.010	1:00.733	71.60	0.905	10:53:31.980	
12 -	36.059	24.231	1:00.290 (3)	72.12	0.462	10:54:32.270	

BMCRC - MRO Championships 2024 - Rnd 1 @ Brands Hatch Indy

MRO Minitwins

RACE 3 - SECTOR ANALYSIS



SECTOR 1 = FL to I1, SECTOR 2 = I1 to FL, DIFF = Difference To Personal Best Lap, P = Crossed Finish Line in Pit Lane, D = Time Disallowed

P7 34		Andrew JOHNSON		Suzuki SV650 - Rose & Charlie Racing			
IDEAL LAP TIME : 1:00.569		BEST LAP TIME : 1:00.569		DIFFERENCE : 0.000			
LAP	SECTOR 1	SECTOR 2	LAP TIME	MPH	DIFF	TIME OF DAY	
1 -		24.999	1:07.799	64.13	7.230	10:43:20.718	
2 -	38.432	24.346	1:02.778	69.26	2.209	10:44:23.496	
3 -	37.142	24.191	1:01.333	70.90	0.764	10:45:24.829	
4 -	36.740	24.250	1:00.990	71.30	0.421	10:46:25.819	
5 -	36.842	24.127	1:00.969 (3)	71.32	0.400	10:47:26.788	
6 -	37.065	24.245	1:01.310	70.92	0.741	10:48:28.098	
7 -	37.536	24.302	1:01.838	70.32	1.269	10:49:29.936	
8 -	37.178	24.212	1:01.390	70.83	0.821	10:50:31.326	
9 -	37.108	24.443	1:01.551	70.65	0.982	10:51:32.877	
10 -	36.534	24.035	1:00.569 (1)	71.79		10:52:33.446	
11 -	37.987	24.358	1:02.345	69.75	1.776	10:53:35.791	
12 -	36.753	24.096	1:00.849 (2)	71.46	0.280	10:54:36.640	

P8 27		Jack BETTIS		Suzuki SV650 - NB Toolmaking			
IDEAL LAP TIME : 59.891		BEST LAP TIME : 59.891		DIFFERENCE : 0.000			
LAP	SECTOR 1	SECTOR 2	LAP TIME	MPH	DIFF	TIME OF DAY	
1 -		26.414	1:11.964	60.42	12.073	10:43:24.883	
2 -	39.856	25.570	1:05.426	66.46	5.535	10:44:30.309	
3 -	37.696	24.687	1:02.383	69.70	2.492	10:45:32.692	
4 -	37.646	24.586	1:02.232	69.87	2.341	10:46:34.924	
5 -	37.021	24.521	1:01.542	70.66	1.651	10:47:36.466	
6 -	36.976	24.465	1:01.441	70.77	1.550	10:48:37.907	
7 -	36.666	24.173	1:00.839 (3)	71.47	0.948	10:49:38.746	
8 -	37.159	24.150	1:01.309	70.92	1.418	10:50:40.055	
9 -	36.760	24.104	1:00.864	71.44	0.973	10:51:40.919	
10 -	36.201	24.234	1:00.435 (2)	71.95	0.544	10:52:41.354	
11 -	35.949	23.942	59.891 (1)	72.60		10:53:41.245	
12 -	37.265	24.560	1:01.825	70.33	1.934	10:54:43.070	

P9 74		Daniel BLACK		Suzuki SV650 - DAD			
IDEAL LAP TIME : 1:00.769		BEST LAP TIME : 1:00.781		DIFFERENCE : 0.012			
LAP	SECTOR 1	SECTOR 2	LAP TIME	MPH	DIFF	TIME OF DAY	
1 -		25.430	1:07.962	63.98	7.181	10:43:20.881	
2 -	39.353	25.444	1:04.797	67.11	4.016	10:44:25.678	
3 -	37.873	25.518	1:03.391	68.59	2.610	10:45:29.069	
4 -	37.474	24.947	1:02.421	69.66	1.640	10:46:31.490	
5 -	37.055	24.773	1:01.828	70.33	1.047	10:47:33.318	
6 -	36.954	24.967	1:01.921	70.22	1.140	10:48:35.239	
7 -	37.000	24.643	1:01.643	70.54	0.862	10:49:36.882	
8 -	36.861	24.729	1:01.590	70.60	0.809	10:50:38.472	
9 -	36.516	24.464	1:00.980 (2)	71.31	0.199	10:51:39.452	
10 -	36.658	24.469	1:01.127 (3)	71.14	0.346	10:52:40.579	
11 -	36.305	24.476	1:00.781 (1)	71.54		10:53:41.360	
12 -	37.543	24.743	1:02.286	69.81	1.505	10:54:43.646	

BMCRC - MRO Championships 2024 - Rnd 1 @ Brands Hatch Indy

MRO Minitwins

RACE 3 - SECTOR ANALYSIS



SECTOR 1 = FL to I1, SECTOR 2 = I1 to FL, DIFF = Difference To Personal Best Lap, P = Crossed Finish Line in Pit Lane, D = Time Disallowed

P10 45		Terence QUINCE		Suzuki SV650 - K&Q, HM Racing, Titan-x		
IDEAL LAP TIME : 1:00.474		BEST LAP TIME : 1:01.086		DIFFERENCE : 0.612		
LAP	SECTOR 1	SECTOR 2	LAP TIME	MPH	DIFF	TIME OF DAY
1 -		26.302	1:12.788	59.74	11.702	10:43:25.707
2 -	39.375	25.879	1:05.254	66.64	4.168	10:44:30.961
3 -	38.539	25.187	1:03.726	68.23	2.640	10:45:34.687
4 -	37.841	24.887	1:02.728	69.32	1.642	10:46:37.415
5 -	36.837	24.538	1:01.375 (3)	70.85	0.289	10:47:38.790
6 -	37.604	25.036	1:02.640	69.42	1.554	10:48:41.430
7 -	37.183	24.777	1:01.960	70.18	0.874	10:49:43.390
8 -	36.868	24.599	1:01.467	70.74	0.381	10:50:44.857
9 -	36.917	24.235	1:01.152 (2)	71.11	0.066	10:51:46.009
10 -	37.200	24.633	1:01.833	70.32	0.747	10:52:47.842
11 -	36.239	24.847	1:01.086 (1)	71.18		10:53:48.928

P11 81		Malvern MAY		Suzuki SV650 - IMP racing		
IDEAL LAP TIME : 1:01.530		BEST LAP TIME : 1:01.540		DIFFERENCE : 0.010		
LAP	SECTOR 1	SECTOR 2	LAP TIME	MPH	DIFF	TIME OF DAY
1 -		26.113	1:10.695	61.51	9.155	10:43:23.614
2 -	38.780	25.507	1:04.287	67.64	2.747	10:44:27.901
3 -	38.758	25.466	1:04.224	67.70	2.684	10:45:32.125
4 -	38.744	24.961	1:03.705	68.26	2.165	10:46:35.830
5 -	37.513	24.667	1:02.180	69.93	0.640	10:47:38.010
6 -	37.235	24.574	1:01.809 (2)	70.35	0.269	10:48:39.819
7 -	37.481	24.573	1:02.054 (3)	70.07	0.514	10:49:41.873
8 -	37.241	24.859	1:02.100	70.02	0.560	10:50:43.973
9 -	37.493	24.569	1:02.062	70.06	0.522	10:51:46.035
10 -	36.961	24.579	1:01.540 (1)	70.66		10:52:47.575
11 -	37.644	25.399	1:03.043	68.97	1.503	10:53:50.618

P12 115		Brian MAHER		Suzuki SV650 -		
IDEAL LAP TIME : 1:01.635		BEST LAP TIME : 1:01.635		DIFFERENCE : 0.000		
LAP	SECTOR 1	SECTOR 2	LAP TIME	MPH	DIFF	TIME OF DAY
1 -		26.491	1:13.048	59.53	11.413	10:43:25.967
2 -	39.713	25.391	1:05.104	66.79	3.469	10:44:31.071
3 -	39.056	24.882	1:03.938	68.01	2.303	10:45:35.009
4 -	38.384	24.979	1:03.363	68.63	1.728	10:46:38.372
5 -	37.851	24.648	1:02.499	69.57	0.864	10:47:40.871
6 -	37.732	24.683	1:02.415	69.67	0.780	10:48:43.286
7 -	37.770	24.586	1:02.356 (3)	69.73	0.721	10:49:45.642
8 -	37.731	24.966	1:02.697	69.35	1.062	10:50:48.339
9 -	37.870	25.065	1:02.935	69.09	1.300	10:51:51.274
10 -	37.606	24.596	1:02.202 (2)	69.91	0.567	10:52:53.476
11 -	37.257	24.378	1:01.635 (1)	70.55		10:53:55.111

P13 69		Jack GRIFFITHS		Suzuki SV650 -		
IDEAL LAP TIME : 1:00.996		BEST LAP TIME : 1:00.996		DIFFERENCE : 0.000		
LAP	SECTOR 1	SECTOR 2	LAP TIME	MPH	DIFF	TIME OF DAY
1 -		26.824	1:13.849	58.88	12.853	10:43:26.768
2 -	40.660	26.327	1:06.987	64.91	5.991	10:44:33.755
3 -	39.409	25.764	1:05.173	66.72	4.177	10:45:38.928
4 -	39.550	25.610	1:05.160	66.73	4.164	10:46:44.088
5 -	39.131	25.267	1:04.398	67.52	3.402	10:47:48.486
6 -	38.718	25.221	1:03.939	68.01	2.943	10:48:52.425
7 -	38.818	24.804	1:03.622	68.35	2.626	10:49:56.047
8 -	37.475	24.296	1:01.771 (2)	70.39	0.775	10:50:57.818
9 -	38.267	25.207	1:03.474	68.51	2.478	10:52:01.292
10 -	38.312	24.268	1:02.580 (3)	69.48	1.584	10:53:03.872
11 -	37.071	23.925	1:00.996 (1)	71.29		10:54:04.868

BMCRC - MRO Championships 2024 - Rnd 1 @ Brands Hatch Indy

MRO Minitwins

RACE 3 - SECTOR ANALYSIS



SECTOR 1 = FL to I1, SECTOR 2 = I1 to FL, DIFF = Difference To Personal Best Lap, P = Crossed Finish Line in Pit Lane, D = Time Disallowed

P14 67		Simon HARVEY		Suzuki SV650 - Retirement Fund Racing		
IDEAL LAP TIME : 1:01.455		BEST LAP TIME : 1:01.455		DIFFERENCE : 0.000		
LAP	SECTOR 1	SECTOR 2	LAP TIME	MPH	DIFF	TIME OF DAY
1 -		27.195	1:17.304	56.25	15.849	10:43:30.223
2 -	40.100	25.945	1:06.045	65.84	4.590	10:44:36.268
3 -	39.480	25.450	1:04.930	66.97	3.475	10:45:41.198
4 -	39.404	24.737	1:04.141	67.79	2.686	10:46:45.339
5 -	38.962	25.367	1:04.329	67.59	2.874	10:47:49.668
6 -	38.363	24.705	1:03.068	68.95	1.613	10:48:52.736
7 -	38.777	24.616	1:03.393	68.59	1.938	10:49:56.129
8 -	37.792	24.232	1:02.024 (2)	70.11	0.569	10:50:58.153
9 -	37.961	24.886	1:02.847	69.19	1.392	10:52:01.000
10 -	38.007	24.541	1:02.548 (3)	69.52	1.093	10:53:03.548
11 -	37.652	23.803	1:01.455 (1)	70.76		10:54:05.003

P15 15		James SVENSEN		Suzuki SV650S - Team TSR		
IDEAL LAP TIME : 1:02.817		BEST LAP TIME : 1:02.817		DIFFERENCE : 0.000		
LAP	SECTOR 1	SECTOR 2	LAP TIME	MPH	DIFF	TIME OF DAY
1 -		26.032	1:11.344	60.95	8.527	10:43:24.263
2 -	41.084	26.519	1:07.603	64.32	4.786	10:44:31.866
3 -	40.240	25.828	1:06.068	65.82	3.251	10:45:37.934
4 -	39.763	26.096	1:05.859	66.02	3.042	10:46:43.793
5 -	39.959	25.746	1:05.705	66.18	2.888	10:47:49.498
6 -	39.839	25.912	1:05.751	66.13	2.934	10:48:55.249
7 -	39.715	26.079	1:05.794	66.09	2.977	10:50:01.043
8 -	38.793	25.878	1:04.671	67.24	1.854	10:51:05.714
9 -	38.489	25.219	1:03.708 (3)	68.25	0.891	10:52:09.422
10 -	38.522	25.025	1:03.547 (2)	68.43	0.730	10:53:12.969
11 -	38.023	24.794	1:02.817 (1)	69.22		10:54:15.786

P16 127		Matthew CHAM		Ducati MONSTER 796 -		
IDEAL LAP TIME : 1:06.831		BEST LAP TIME : 1:07.167		DIFFERENCE : 0.336		
LAP	SECTOR 1	SECTOR 2	LAP TIME	MPH	DIFF	TIME OF DAY
1 -		26.281	1:12.422	60.04	5.255	10:43:25.341
2 -	41.646	26.586	1:08.232	63.73	1.065	10:44:33.573
3 -	40.814	26.353	1:07.167 (1)	64.74		10:45:40.740
4 -	40.550	26.866	1:07.416 (2)	64.50	0.249	10:46:48.156
5 -	41.470	26.780	1:08.250	63.71	1.083	10:47:56.406
6 -	41.156	26.549	1:07.705 (3)	64.22	0.538	10:49:04.111
7 -	41.776	27.368	1:09.144	62.89	1.977	10:50:13.255
8 -	41.884	27.259	1:09.143	62.89	1.976	10:51:22.398
9 -	41.024	27.246	1:08.270	63.69	1.103	10:52:30.668
10 -	40.982	27.530	1:08.512	63.47	1.345	10:53:39.180
11 -	40.782	26.957	1:07.739	64.19	0.572	10:54:46.919

P17 293		Leigh SMITH		Suzuki SV650 - Smiths Mechanical Support		
IDEAL LAP TIME : 1:07.030		BEST LAP TIME : 1:07.434		DIFFERENCE : 0.404		
LAP	SECTOR 1	SECTOR 2	LAP TIME	MPH	DIFF	TIME OF DAY
1 -		28.994	1:19.385	54.77	11.951	10:43:32.304
2 -	43.674	28.177	1:11.851	60.52	4.417	10:44:44.155
3 -	41.643	27.823	1:09.466	62.60	2.032	10:45:53.621
4 -	41.896	27.449	1:09.345	62.70	1.911	10:47:02.966
5 -	41.025	26.887	1:07.912 (3)	64.03	0.478	10:48:10.878
6 -	40.902	27.069	1:07.971	63.97	0.537	10:49:18.849
7 -	40.293	27.141	1:07.434 (1)	64.48		10:50:26.283
8 -	41.565	27.643	1:09.208	62.83	1.774	10:51:35.491
9 -	40.883	26.737	1:07.620 (2)	64.30	0.186	10:52:43.111
10 -	40.464	27.451	1:07.915	64.03	0.481	10:53:51.026

BMCRC - MRO Championships 2024 - Rnd 1 @ Brands Hatch Indy

MRO Minitwins

RACE 3 - SECTOR ANALYSIS



SECTOR 1 = FL to I1, SECTOR 2 = I1 to FL, DIFF = Difference To Personal Best Lap, P = Crossed Finish Line in Pit Lane, D = Time Disallowed

P18		111		Freddie BATE		Suzuki SV650 - Hartjay	
IDEAL LAP TIME : 1:05.363		BEST LAP TIME : 1:06.057		DIFFERENCE : 0.694			
LAP	SECTOR 1	SECTOR 2	LAP TIME	MPH	DIFF	TIME OF DAY	
1 -		26.852	1:14.238	58.57	8.181	10:43:27.157	
2 -	40.081	25.976	1:06.057 (1)	65.83		10:44:33.214	
3 -	39.387	29.195	1:08.582 (2)	63.40	2.525	10:45:41.796	

P19		888		Brandon WRIGHT		Suzuki SV650 - 888 Vapour	
IDEAL LAP TIME : 1:07.072		BEST LAP TIME : 1:07.072		DIFFERENCE : 0.000			
LAP	SECTOR 1	SECTOR 2	LAP TIME	MPH	DIFF	TIME OF DAY	
1 -		26.949	1:10.937	61.30	3.865	10:43:23.856	
2 -	40.325	26.747	1:07.072 (1)	64.83		10:44:30.928	

BMCRC - MRO Championships 2024 - Rnd 1 @ Brands Hatch Indy

MRO Minitwins

RACE 3 - BEST SECTORS

SECTOR 1			SECTOR 2			IDEAL / BEST COMPARISON						
POS	NO	NAME	TIME	NO	NAME	TIME	POS	NO	NAME	IDEAL	BEST	DIFF
									PERFECT LAP	56.267		
1	333	LINDEMANN	33.513	22	DOWDS	22.754	1	333	LINDEMANN	56.297	56.334	0.037
2	22	DOWDS	33.661	333	LINDEMANN	22.784	2	22	DOWDS	56.415	56.429	0.014
3	3	ARBON	34.335	3	ARBON	23.022	3	3	ARBON	57.357	57.391	0.034
4	19	LILLEY	34.497	19	LILLEY	23.354	4	19	LILLEY	57.851	57.851	0.000
5	27	BETTIS	35.949	67	HARVEY	23.803	5	21	FINNIS	59.828	59.828	0.000
6	21	FINNIS	35.996	21	FINNIS	23.832	6	27	BETTIS	59.891	59.891	0.000
7	45	QUINCE	36.239	69	GRIFFITHS	23.925	7	45	QUINCE	1:00.474	1:01.086	0.612
8	74	BLACK	36.305	27	BETTIS	23.942	8	34	JOHNSON	1:00.569	1:00.569	0.000
9	34	JOHNSON	36.534	34	JOHNSON	24.035	9	74	BLACK	1:00.769	1:00.781	0.012
10	81	MAY	36.961	45	QUINCE	24.235	10	69	GRIFFITHS	1:00.996	1:00.996	0.000
11	69	GRIFFITHS	37.071	115	MAHER	24.378	11	67	HARVEY	1:01.455	1:01.455	0.000
12	115	MAHER	37.257	74	BLACK	24.464	12	81	MAY	1:01.530	1:01.540	0.010
13	67	HARVEY	37.652	81	MAY	24.569	13	115	MAHER	1:01.635	1:01.635	0.000
14	15	SVENSEN	38.023	15	SVENSEN	24.794	14	15	SVENSEN	1:02.817	1:02.817	0.000
15	111	BATE	39.387	111	BATE	25.976	15	111	BATE	1:05.363	1:06.057	0.694
16	293	SMITH	40.293	127	CHAM	26.281	16	127	CHAM	1:06.831	1:07.167	0.336
17	888	WRIGHT	40.325	293	SMITH	26.737	17	293	SMITH	1:07.030	1:07.434	0.404
18	127	CHAM	40.550	888	WRIGHT	26.747	18	888	WRIGHT	1:07.072	1:07.072	0.000
19							19	1	TWYFORD		59.601	
20												
21												
22												

BMCRC - MRO Championships 2024 - Rnd 1 @ Brands Hatch Indy

MRO Minitwins

RACE 3 - STATISTICS

Competitors Started	21
Planned Start	2024-03-17 @ 10:39:00.000
Actual Start	2024-03-17 @ 10:42:12.918
Finish Time	2024-03-17 @ 10:53:46.070
Track Length	1.2079mi.
Total Laps	200
Total Distance Covered	241.5891mi.

Session Fastest Lap History

NO	NAME	LAP TIME	TIME OF DAY	LAP	VEHICLE
22	Darren DOWDS	58.057	10:44:14.152	2	Suzuki SV650
22	Darren DOWDS	57.694	10:45:11.847	3	Suzuki SV650
22	Darren DOWDS	57.410	10:46:09.256	4	Suzuki SV650
22	Darren DOWDS	57.326	10:47:06.582	5	Suzuki SV650
333	David LINDEMANN	57.044	10:48:05.340	6	Suzuki SV650
333	David LINDEMANN	56.334	10:49:01.673	7	Suzuki SV650

Session Leader History

NO	NAME	FROM LAP	LAPS LED	DISTANCE	VEHICLE
22	Darren DOWDS	1	12	14.49 miles	Suzuki SV650

Flag History

TYPE	TIME OF DAY
GREEN	10:42:12.918
FINISH	10:53:46.070

Flag Statistics

TYPE	COUNT	TOTAL LAPS	TOTAL TIME
Green	1	12	12:40.094
Red	0	0	0.000
Safety Car	0	0	0.000
FCY	0	0	0.000

BMCRC - MRO Championships 2024 - Rnd 1 @ Brands Hatch Indy

MRO Minitwins

RACE 15 - GRID (10 Laps)

ROW 9	27	51	Andrew DURANT	26	8	Stuart ALBON	25	35	Jay GILBERT			
ROW 8	24	60	Justin PRICE	23	281	Lee HEALEY	22	153	Kristian JOHNSON			
ROW 7	21	9	Thomas BEDFORD	20	293	Leigh SMITH	1:07.434	19	127	Matthew CHAM	1:07.167	
ROW 6	18	888	Brandon WRIGHT	1:07.072	17	111	Freddie BATE	1:06.057	16	15	James SVENSEN	1:02.817
ROW 5	15	181	Neil CONNELL	1:01.635	14	115	Brian MAHER	1:01.540	13	81	Malvern MAY	
ROW 4	12	67	Simon HARVEY	1:01.455	11	45	Terence QUINCE	1:01.086	10	69	Jack GRIFFITHS	1:00.996
ROW 3	9	74	Daniel BLACK	1:00.781	8	34	Andrew JOHNSON	1:00.569	7	27	Jack BETTIS	59.891
ROW 2	6	21	Toby FINNIS	59.828	5	1	David TWYFORD	59.601	4	19	Kevin LILLEY	57.851
ROW 1	3	3	Oliver ARBON	57.391	2	22	Darren DOWDS	56.429	1	333	David LINDEMANN	56.334
Pole												

These results are provisional until the conclusion of any judicial and technical matters.

Brands Hatch Indy: 1.2079 miles

Clerk Of Course:	Stewards:	Timekeeper:	<i>Craig Smith</i>	
------------------	-----------	-------------	--------------------	---

Results can be found at www.tsl-timing.com

Printed - 10:58 Sunday, 17 March 2024



BMCRC - MRO Championships 2024 - Rnd 1 @ Brands Hatch Indy

MRO Minitwins

RACE 15 - CLASSIFICATION

Race Distance: 10 Laps / 12.07 miles

POS	NO	NAME	ENTRY	LAPS	TIME	GAP	DIFF	MPH	BEST	ON	GRD	↑↓
1	22	Darren DOWDS	Suzuki SV650 - Sublime Dsg Ltd	10	8:57.596			80.88	52.338	10	2	1
2	1	David TWYFORD	Suzuki SV650 - IMP Racing, MHP, RODOC	10	8:57.668	0.072	0.072	80.87	52.260	10	5	3
3	3	Oliver ARBON	Suzuki SV650 - TT Plumbing and Heating	10	9:15.002	17.406	17.334	78.35	53.859	10	3	0
4	19	Kevin LILLEY	Suzuki SV650 - Trafalgar Cleaning Eqpt. / Steve Jordan Mot	10	9:15.066	17.470	0.064	78.34	54.045	10	4	0
5	34	Andrew JOHNSON	Suzuki SV650 - Rose & Charlie Racing	10	9:15.363	17.767	0.297	78.30	53.868	9	8	3
6	27	Jack BETTIS	Suzuki SV650 - NB Toolmaking	10	9:21.682	24.086	6.319	77.42	55.128	5	7	1
7	81	Malvern MAY	Suzuki SV650 - IMP racing	10	9:22.358	24.762	0.676	77.32	54.845	8	13	6
8	21	Toby FINNIS	Suzuki SV650 - NOKA RACING - PRIME/TWT	10	9:22.431	24.835	0.073	77.31	55.124	7	6	-2
9	45	Terence QUINCE	Suzuki SV650 - K&Q, HM Racing, Titan-x	10	9:22.575	24.979	0.144	77.29	54.259	7	11	2
10	74	Daniel BLACK	Suzuki SV650 - DAD	10	9:23.172	25.576	0.597	77.21	54.833	8	9	-1
11	888	Brandon WRIGHT	Suzuki SV650 - 888 Vapour	10	9:28.248	30.652	5.076	76.52	55.206	10	18	7
12	115	Brian MAHER	Suzuki SV650 -	10	9:31.762	34.166	3.514	76.05	55.226	9	14	2
13	67	Simon HARVEY	Suzuki SV650 - Retirement Fund Racing	10	9:33.098	35.502	1.336	75.87	55.813	8	12	-1
14	15	James SVENSEN	Suzuki SV650S - Team TSR	10	9:33.411	35.815	0.313	75.83	55.379	9	16	2
15	69	Jack GRIFFITHS	Suzuki SV650 -	10	9:33.906	36.310	0.495	75.77	55.551	10	10	-5
16	9	Thomas BEDFORD	Suzuki SV650 - AWO Recycling Ltd	10	9:39.610	42.014	5.704	75.02	55.673	10	21	5
17	293	Leigh SMITH	Suzuki SV650 - Smiths Mechanical Support	10	9:49.646	52.050	10.036	73.74	56.221	7	20	3
18	127	Matthew CHAM	Ducati MONSTER 796 -	10	9:54.166	56.570	4.520	73.18	57.814	6	19	1
19	8	Stuart ALBON	Suzuki SV650 - Winter Sun Skydiving	8	9:07.903	2 Laps	2 Laps	63.49	1:06.460	8	26	7

NOT CLASSIFIED

DNF	153	Kristian JOHNSON	Suzuki SV650 - Eden Mobility	4	3:59.600	6 Laps	4 Laps	72.59	57.520	3	22	
DNF	111	Freddie BATE	Suzuki SV650 - Hartjay	3	3:12.482	7 Laps	1 Lap	67.77	59.100	2	17	
DNF	333	David LINDEMANN	Suzuki SV650 - Giraffe Decorators	2	1:53.293	8 Laps	1 Lap	76.76	53.515	2	1	

FASTEST LAP

1	David TWYFORD	Suzuki SV650 - IMP Racing, MHP, RODOC	10	52.260	83.21 mph	133.91 kph
---	---------------	---------------------------------------	----	--------	-----------	------------

Comments:

92.5% of Race Speed = 74.81 mph

Weather / Track : Cloudy / Dry

These results are provisional until the conclusion of any judicial and technical matters.

Date: 17/03/2024 Start: 14:47 Finish: 14:56

Brands Hatch Indy: 1.2079 miles

Clerk Of Course:	Stewards:	Timekeeper:	<i>Craig Smith</i>	
------------------	-----------	-------------	--------------------	---

Results can be found at www.tsl-timing.com

Printed - 14:58 Sunday, 17 March 2024



BMCRC - MRO Championships 2024 - Rnd 1 @ Brands Hatch Indy

MRO Minitwins

RACE 15 - LAP CHART

LAP 1 @ 14:48:39.790			LAP 2 @ 14:49:33.937			LAP 3 @ 14:50:29.158			LAP 4 @ 14:51:22.832			LAP 5 @ 14:52:15.780			LAP 6 @ 14:53:08.289			LAP 7 @ 14:54:01.129			LAP 8 @ 14:54:53.566			LAP 9 @ 14:55:46.039			LAP 10 @ 14:56:38.377			
NO	BEHIND	LAP TIME	NO	BEHIND	LAP TIME	NO	BEHIND	LAP TIME	NO	BEHIND	LAP TIME	NO	BEHIND	LAP TIME	NO	BEHIND	LAP TIME	NO	BEHIND	LAP TIME	NO	BEHIND	LAP TIME	NO	BEHIND	LAP TIME	NO	BEHIND	LAP TIME	
22		59.009	22		54.147	22		55.221	22		53.674	22		52.948	22		52.437	22		52.338	22		52.338	22		52.338	22		52.260	
333	0.769	59.778	333	0.137	53.515	333	0.137	53.515	333	0.137	53.515	333	0.137	53.515	333	0.137	53.515	333	0.137	53.515	333	0.137	53.515	333	0.137	53.515	333	0.137	53.515	
1	1.556	1:00.565	1	1.906	54.497	1	1.906	54.497	1	1.906	54.497	1	1.906	54.497	1	1.906	54.497	1	1.906	54.497	1	1.906	54.497	1	1.906	54.497	1	1.906	54.497	
3	2.584	1:01.593	3	4.249	55.812	3	4.249	55.812	3	4.249	55.812	3	4.249	55.812	3	4.249	55.812	3	4.249	55.812	3	4.249	55.812	3	4.249	55.812	3	4.249	55.812	
27	3.005	1:02.014	19	4.610	55.491	27	4.826	55.968	27	4.826	55.968	27	4.826	55.968	27	4.826	55.968	27	4.826	55.968	27	4.826	55.968	27	4.826	55.968	27	4.826	55.968	
19	3.266	1:02.275	21	5.344	55.899	21	5.344	55.899	21	5.344	55.899	21	5.344	55.899	21	5.344	55.899	21	5.344	55.899	21	5.344	55.899	21	5.344	55.899	21	5.344	55.899	
21	3.592	1:02.601	34	5.527	55.869	34	5.527	55.869	34	5.527	55.869	34	5.527	55.869	34	5.527	55.869	34	5.527	55.869	34	5.527	55.869	34	5.527	55.869	34	5.527	55.869	
34	3.805	1:02.814	74	5.857	55.910	74	5.857	55.910	74	5.857	55.910	74	5.857	55.910	74	5.857	55.910	74	5.857	55.910	74	5.857	55.910	74	5.857	55.910	74	5.857	55.910	
74	4.094	1:03.103	81	5.959	55.625	81	5.959	55.625	81	5.959	55.625	81	5.959	55.625	81	5.959	55.625	81	5.959	55.625	81	5.959	55.625	81	5.959	55.625	81	5.959	55.625	
45	4.311	1:03.320	45	6.950	56.786	45	6.950	56.786	45	6.950	56.786	45	6.950	56.786	45	6.950	56.786	45	6.950	56.786	45	6.950	56.786	45	6.950	56.786	45	6.950	56.786	
81	4.481	1:03.490	67	7.858	56.961	67	7.858	56.961	67	7.858	56.961	67	7.858	56.961	67	7.858	56.961	67	7.858	56.961	67	7.858	56.961	67	7.858	56.961	67	7.858	56.961	
67	5.044	1:04.053	888	8.402	56.463	888	8.402	56.463	888	8.402	56.463	888	8.402	56.463	888	8.402	56.463	888	8.402	56.463	888	8.402	56.463	888	8.402	56.463	888	8.402	56.463	
69	5.992	1:05.001	69	9.215	57.370	69	9.215	57.370	69	9.215	57.370	69	9.215	57.370	69	9.215	57.370	69	9.215	57.370	69	9.215	57.370	69	9.215	57.370	69	9.215	57.370	
888	6.086	1:05.095	15	9.372	56.966	15	9.372	56.966	15	9.372	56.966	15	9.372	56.966	15	9.372	56.966	15	9.372	56.966	15	9.372	56.966	15	9.372	56.966	15	9.372	56.966	
15	6.553	1:05.562	115	9.717	57.103	115	9.717	57.103	115	9.717	57.103	115	9.717	57.103	115	9.717	57.103	115	9.717	57.103	115	9.717	57.103	115	9.717	57.103	115	9.717	57.103	
115	6.761	1:05.770	153	11.209	58.001	153	11.209	58.001	153	11.209	58.001	153	11.209	58.001	153	11.209	58.001	153	11.209	58.001	153	11.209	58.001	153	11.209	58.001	153	11.209	58.001	
153	7.355	1:06.364	127	12.536	58.961	127	12.536	58.961	127	12.536	58.961	127	12.536	58.961	127	12.536	58.961	127	12.536	58.961	127	12.536	58.961	127	12.536	58.961	127	12.536	58.961	
127	7.722	1:06.731	111	13.539	59.100	111	13.539	59.100	111	13.539	59.100	111	13.539	59.100	111	13.539	59.100	111	13.539	59.100	111	13.539	59.100	111	13.539	59.100	111	13.539	59.100	
111	8.586	1:07.595	9	13.758	59.205	9	13.758	59.205	9	13.758	59.205	9	13.758	59.205	9	13.758	59.205	9	13.758	59.205	9	13.758	59.205	9	13.758	59.205	9	13.758	59.205	
9	8.700	1:07.709	293	13.781	59.142	293	13.781	59.142	293	13.781	59.142	293	13.781	59.142	293	13.781	59.142	293	13.781	59.142	293	13.781	59.142	293	13.781	59.142	293	13.781	59.142	
293	8.786	1:07.795	8	31.616	1:07.433	8	31.616	1:07.433	8	31.616	1:07.433	8	31.616	1:07.433	8	31.616	1:07.433	8	31.616	1:07.433	8	31.616	1:07.433	8	31.616	1:07.433	8	31.616	1:07.433	
8	18.330	1:17.339																												

BMCRC - MRO Championships 2024 - Rnd 1 @ Brands Hatch Indy

MRO Minitwins

RACE 15 - POSITION CHART

No	Name	Lap Pos												
			1	2	3	4	5	6	7	8	9	10		
333	LINDEMANN	1	22	22	22	22	22	22	22	22	22	22	22	22
22	DOWDS	2	333	333	1	1	1	1	1	1	1	1	1	
3	ARBON	3	1	1	3	3	19	3	19	19	19	19	3	
19	LILLEY	4	3	3	19	19	3	19	3	3	3	3	19	
1	TWYFORD	5	27	19	27	27	34	34	34	34	34	34	34	
21	FINNIS	6	19	27	21	34	27	27	27	27	27	27	27	
27	BETTIS	7	21	21	34	21	21	21	21	81	81	81	81	
34	JOHNSON	8	34	34	74	74	81	81	81	21	21	21	21	
74	BLACK	9	74	74	81	81	74	74	74	45	45	45	45	
69	GRIFFITHS	10	45	81	45	45	45	45	45	74	74	74	74	
45	QUINCE	11	81	45	888	888	888	888	888	888	888	888	888	
67	HARVEY	12	67	67	67	67	69	69	67	67	115	115	115	
81	MAY	13	69	888	69	69	67	15	115	115	67	67	67	
115	MAHER	14	888	69	15	15	15	67	15	15	15	15	15	
15	SVENSEN	15	15	15	115	115	115	115	69	69	69	69	69	
111	BATE	16	115	115	153	153	9	9	9	9	9	9	9	
888	WRIGHT	17	153	153	127	9	127	127	293	293	293	293	293	
127	CHAM	18	127	127	9	127	293	293	127	127	127	127	127	
293	SMITH	19	111	111	293	293	8	8	8	8	8	8	8	
9	BEDFORD	20	9	9	111	8								
153	JOHNSON	21	293	293	8									
8	ALBON	22	8	8										

BMCRC - MRO Championships 2024 - Rnd 1 @ Brands Hatch Indy

MRO Minitwins

RACE 15 - SECTOR ANALYSIS



SECTOR 1 = FL to I1, SECTOR 2 = I1 to FL, DIFF = Difference To Personal Best Lap, P = Crossed Finish Line in Pit Lane, D = Time Disallowed

P1 22		Darren DOWDS		Suzuki SV650 - Sublime Dsg Ltd			
IDEAL LAP TIME : 52.288		BEST LAP TIME : 52.338		DIFFERENCE : 0.050			
LAP	SECTOR 1	SECTOR 2	LAP TIME	MPH	DIFF	TIME OF DAY	
1 -		21.969	59.009	73.69	6.671	14:48:39.790	
2 -	32.438	21.709	54.147	80.31	1.809	14:49:33.937	
3 -	33.614	21.607	55.221	78.74	2.883	14:50:29.158	
4 -	32.187	21.487	53.674	81.01	1.336	14:51:22.832	
5 -	31.609	21.339	52.948	82.12	0.610	14:52:15.780	
6 -	31.271	21.238	52.509	82.81	0.171	14:53:08.289	
7 -	31.565	21.275	52.840	82.29	0.502	14:54:01.129	
8 -	31.319	21.118	52.437 (2)	82.93	0.099	14:54:53.566	
9 -	31.344	21.129	52.473 (3)	82.87	0.135	14:55:46.039	
10 -	31.321	21.017	52.338 (1)	83.08		14:56:38.377	

P2 1		David TWYFORD		Suzuki SV650 - IMP Racing, MHP, RODOC			
IDEAL LAP TIME : 52.205		BEST LAP TIME : 52.260		DIFFERENCE : 0.055			
LAP	SECTOR 1	SECTOR 2	LAP TIME	MPH	DIFF	TIME OF DAY	
1 -		22.247	1:00.565	71.79	8.305	14:48:41.346	
2 -	32.833	21.664	54.497	79.79	2.237	14:49:35.843	
3 -	32.568	21.371	53.939	80.62	1.679	14:50:29.782	
4 -	32.283	21.398	53.681	81.00	1.421	14:51:23.463	
5 -	31.684	21.457	53.141	81.83	0.881	14:52:16.604	
6 -	31.485	21.126	52.611	82.65	0.351	14:53:09.215	
7 -	31.307	20.981	52.288 (2)	83.16	0.028	14:54:01.503	
8 -	31.303	21.016	52.319 (3)	83.11	0.059	14:54:53.822	
9 -	31.255	21.112	52.367	83.04	0.107	14:55:46.189	
10 -	31.310	20.950	52.260 (1)	83.21		14:56:38.449	

P3 3		Oliver ARBON		Suzuki SV650 - TT Plumbing and Heating			
IDEAL LAP TIME : 53.859		BEST LAP TIME : 53.859		DIFFERENCE : 0.000			
LAP	SECTOR 1	SECTOR 2	LAP TIME	MPH	DIFF	TIME OF DAY	
1 -		22.549	1:01.593	70.60	7.734	14:48:42.374	
2 -	33.417	22.395	55.812	77.91	1.953	14:49:38.186	
3 -	33.239	22.252	55.491	78.36	1.632	14:50:33.677	
4 -	33.503	21.958	55.461	78.40	1.602	14:51:29.138	
5 -	33.173	21.908	55.081	78.94	1.222	14:52:24.219	
6 -	32.929	21.694	54.623	79.61	0.764	14:53:18.842	
7 -	32.797	21.763	54.560	79.70	0.701	14:54:13.402	
8 -	32.591	21.719	54.310 (3)	80.07	0.451	14:55:07.712	
9 -	32.579	21.633	54.212 (2)	80.21	0.353	14:56:01.924	
10 -	32.326	21.533	53.859 (1)	80.74		14:56:55.783	

P4 19		Kevin LILLEY		Suzuki SV650 - Trafalgar Cleaning Eqpt. / Steve Jordan Motorcy			
IDEAL LAP TIME : 54.045		BEST LAP TIME : 54.045		DIFFERENCE : 0.000			
LAP	SECTOR 1	SECTOR 2	LAP TIME	MPH	DIFF	TIME OF DAY	
1 -		22.639	1:02.275	69.82	8.230	14:48:43.056	
2 -	33.355	22.136	55.491	78.36	1.446	14:49:38.547	
3 -	33.057	22.248	55.305	78.62	1.260	14:50:33.852	
4 -	33.418	22.075	55.493	78.36	1.448	14:51:29.345	
5 -	32.769	21.915	54.684	79.52	0.639	14:52:24.029	
6 -	32.767	22.109	54.876	79.24	0.831	14:53:18.905	
7 -	32.607	21.850	54.457	79.85	0.412	14:54:13.362	
8 -	32.491	21.743	54.234 (3)	80.18	0.189	14:55:07.596	
9 -	32.533	21.673	54.206 (2)	80.22	0.161	14:56:01.802	
10 -	32.431	21.614	54.045 (1)	80.46		14:56:55.847	

BMCRC - MRO Championships 2024 - Rnd 1 @ Brands Hatch Indy

MRO Minitwins

RACE 15 - SECTOR ANALYSIS



SECTOR 1 = FL to I1, SECTOR 2 = I1 to FL, DIFF = Difference To Personal Best Lap, P = Crossed Finish Line in Pit Lane, D = Time Disallowed

P5 34		Andrew JOHNSON		Suzuki SV650 - Rose & Charlie Racing			
IDEAL LAP TIME : 53.753		BEST LAP TIME : 53.868		DIFFERENCE : 0.115			
LAP	SECTOR 1	SECTOR 2	LAP TIME	MPH	DIFF	TIME OF DAY	
1 -		22.442	1:02.814	69.22	8.946	14:48:43.595	
2 -	33.701	22.168	55.869	77.83	2.001	14:49:39.464	
3 -	33.344	21.979	55.323	78.60	1.455	14:50:34.787	
4 -	33.141	21.845	54.986	79.08	1.118	14:51:29.773	
5 -	33.077	21.560	54.637	79.59	0.769	14:52:24.410	
6 -	33.407	21.408	54.815	79.33	0.947	14:53:19.225	
7 -	32.686	21.681	54.367 (3)	79.98	0.499	14:54:13.592	
8 -	32.666	21.968	54.634	79.59	0.766	14:55:08.226	
9 -	32.345	21.523	53.868 (1)	80.72		14:56:02.094	
10 -	32.542	21.508	54.050 (2)	80.45	0.182	14:56:56.144	

P6 27		Jack BETTIS		Suzuki SV650 - NB Toolmaking			
IDEAL LAP TIME : 54.709		BEST LAP TIME : 55.128		DIFFERENCE : 0.419			
LAP	SECTOR 1	SECTOR 2	LAP TIME	MPH	DIFF	TIME OF DAY	
1 -		22.555	1:02.014	70.12	6.886	14:48:42.795	
2 -	33.748	22.220	55.968	77.69	0.840	14:49:38.763	
3 -	33.452	22.044	55.496	78.35	0.368	14:50:34.259	
4 -	33.357	21.806	55.163 (2)	78.83	0.035	14:51:29.422	
5 -	33.505	21.623	55.128 (1)	78.88		14:52:24.550	
6 -	33.620	21.777	55.397	78.49	0.269	14:53:19.947	
7 -	33.343	22.046	55.389	78.51	0.261	14:54:15.336	
8 -	33.086	22.108	55.194 (3)	78.78	0.066	14:55:10.530	
9 -	33.556	22.258	55.814	77.91	0.686	14:56:06.344	
10 -	33.588	22.531	56.119	77.48	0.991	14:57:02.463	

P7 81		Malvern MAY		Suzuki SV650 - IMP racing			
IDEAL LAP TIME : 54.546		BEST LAP TIME : 54.845		DIFFERENCE : 0.299			
LAP	SECTOR 1	SECTOR 2	LAP TIME	MPH	DIFF	TIME OF DAY	
1 -		22.482	1:03.490	68.49	8.645	14:48:44.271	
2 -	33.610	22.015	55.625	78.17	0.780	14:49:39.896	
3 -	33.343	22.222	55.565	78.26	0.720	14:50:35.461	
4 -	33.510	21.958	55.468	78.39	0.623	14:51:30.929	
5 -	32.907	22.095	55.002 (2)	79.06	0.157	14:52:25.931	
6 -	33.168	21.845	55.013 (3)	79.04	0.168	14:53:20.944	
7 -	33.053	22.033	55.086	78.94	0.241	14:54:16.030	
8 -	32.701	22.144	54.845 (1)	79.28		14:55:10.875	
9 -	33.538	22.168	55.706	78.06	0.861	14:56:06.581	
10 -	33.766	22.792	56.558	76.88	1.713	14:57:03.139	

P8 21		Toby FINNIS		Suzuki SV650 - NOKA RACING - PRIME/TWT			
IDEAL LAP TIME : 55.035		BEST LAP TIME : 55.124		DIFFERENCE : 0.089			
LAP	SECTOR 1	SECTOR 2	LAP TIME	MPH	DIFF	TIME OF DAY	
1 -		22.783	1:02.601	69.46	7.477	14:48:43.382	
2 -	33.499	22.400	55.899	77.79	0.775	14:49:39.281	
3 -	33.159	22.248	55.407	78.48	0.283	14:50:34.688	
4 -	33.617	22.056	55.673	78.10	0.549	14:51:30.361	
5 -	33.046	22.135	55.181 (2)	78.80	0.057	14:52:25.542	
6 -	33.109	22.096	55.205 (3)	78.77	0.081	14:53:20.747	
7 -	32.979	22.145	55.124 (1)	78.88		14:54:15.871	
8 -	33.295	22.111	55.406	78.48	0.282	14:55:11.277	
9 -	33.847	22.108	55.955	77.71	0.831	14:56:07.232	
10 -	33.190	22.790	55.980	77.68	0.856	14:57:03.212	

BMCRC - MRO Championships 2024 - Rnd 1 @ Brands Hatch Indy

MRO Minitwins

RACE 15 - SECTOR ANALYSIS



SECTOR 1 = FL to I1, SECTOR 2 = I1 to FL, DIFF = Difference To Personal Best Lap, P = Crossed Finish Line in Pit Lane, D = Time Disallowed

P9 45		Terence QUINCE		Suzuki SV650 - K&Q, HM Racing, Titan-x		
IDEAL LAP TIME : 54.193		BEST LAP TIME : 54.259		DIFFERENCE : 0.066		
LAP	SECTOR 1	SECTOR 2	LAP TIME	MPH	DIFF	TIME OF DAY
1 -		22.521	1:03.320	68.67	9.061	14:48:44.101
2 -	34.653	22.133	56.786	76.57	2.527	14:49:40.887
3 -	34.244	22.205	56.449	77.03	2.190	14:50:37.336
4 -	33.923	22.184	56.107	77.50	1.848	14:51:33.443
5 -	32.738	21.934	54.672 (3)	79.53	0.413	14:52:28.115
6 -	33.053	21.747	54.800	79.35	0.541	14:53:22.915
7 -	32.559	21.700	54.259 (1)	80.14		14:54:17.174
8 -	32.771	21.820	54.591 (2)	79.65	0.332	14:55:11.765
9 -	33.643	22.796	56.439	77.04	2.180	14:56:08.204
10 -	32.493	22.659	55.152	78.84	0.893	14:57:03.356

P10 74		Daniel BLACK		Suzuki SV650 - DAD		
IDEAL LAP TIME : 54.301		BEST LAP TIME : 54.833		DIFFERENCE : 0.532		
LAP	SECTOR 1	SECTOR 2	LAP TIME	MPH	DIFF	TIME OF DAY
1 -		22.537	1:03.103	68.91	8.270	14:48:43.884
2 -	33.765	22.145	55.910	77.77	1.077	14:49:39.794
3 -	33.355	22.079	55.434	78.44	0.601	14:50:35.228
4 -	33.402	22.088	55.490	78.36	0.657	14:51:30.718
5 -	33.063	22.278	55.341 (3)	78.57	0.508	14:52:26.059
6 -	34.065	21.967	56.032	77.60	1.199	14:53:22.091
7 -	33.096	21.815	54.911 (2)	79.19	0.078	14:54:17.002
8 -	32.486	22.347	54.833 (1)	79.30		14:55:11.835
9 -	33.319	23.131	56.450	77.03	1.617	14:56:08.285
10 -	33.264	22.404	55.668	78.11	0.835	14:57:03.953

P11 888		Brandon WRIGHT		Suzuki SV650 - 888 Vapour		
IDEAL LAP TIME : 55.137		BEST LAP TIME : 55.206		DIFFERENCE : 0.069		
LAP	SECTOR 1	SECTOR 2	LAP TIME	MPH	DIFF	TIME OF DAY
1 -		22.883	1:05.095	66.80	9.889	14:48:45.876
2 -	34.232	22.231	56.463	77.01	1.257	14:49:42.339
3 -	34.117	22.668	56.785	76.58	1.579	14:50:39.124
4 -	33.739	22.159	55.898	77.79	0.692	14:51:35.022
5 -	33.820	22.191	56.011	77.63	0.805	14:52:31.033
6 -	33.670	22.321	55.991	77.66	0.785	14:53:27.024
7 -	33.362	21.956	55.318 (2)	78.61	0.112	14:54:22.342
8 -	33.829	22.143	55.972	77.69	0.766	14:55:18.314
9 -	33.526	21.983	55.509 (3)	78.34	0.303	14:56:13.823
10 -	33.431	21.775	55.206 (1)	78.77		14:57:09.029

P12 115		Brian MAHER		Suzuki SV650 -		
IDEAL LAP TIME : 55.226		BEST LAP TIME : 55.226		DIFFERENCE : 0.000		
LAP	SECTOR 1	SECTOR 2	LAP TIME	MPH	DIFF	TIME OF DAY
1 -		23.217	1:05.770	66.11	10.544	14:48:46.551
2 -	34.685	22.418	57.103	76.15	1.877	14:49:43.654
3 -	34.464	22.365	56.829	76.52	1.603	14:50:40.483
4 -	34.024	22.341	56.365	77.15	1.139	14:51:36.848
5 -	34.550	22.065	56.615	76.81	1.389	14:52:33.463
6 -	34.618	22.141	56.759	76.61	1.533	14:53:30.222
7 -	34.033	21.939	55.972	77.69	0.746	14:54:26.194
8 -	33.668	22.130	55.798 (3)	77.93	0.572	14:55:21.992
9 -	33.368	21.858	55.226 (1)	78.74		14:56:17.218
10 -	33.382	21.943	55.325 (2)	78.60	0.099	14:57:12.543

BMCRC - MRO Championships 2024 - Rnd 1 @ Brands Hatch Indy

MRO Minitwins

RACE 15 - SECTOR ANALYSIS



SECTOR 1 = FL to I1, SECTOR 2 = I1 to FL, DIFF = Difference To Personal Best Lap, P = Crossed Finish Line in Pit Lane, D = Time Disallowed

P13 67		Simon HARVEY		Suzuki SV650 - Retirement Fund Racing		
IDEAL LAP TIME : 55.540		BEST LAP TIME : 55.813		DIFFERENCE : 0.273		
LAP	SECTOR 1	SECTOR 2	LAP TIME	MPH	DIFF	TIME OF DAY
1 -		22.776	1:04.053	67.89	8.240	14:48:44.834
2 -	34.543	22.418	56.961	76.34	1.148	14:49:41.795
3 -	34.412	22.950	57.362	75.80	1.549	14:50:39.157
4 -	34.587	22.783	57.370	75.79	1.557	14:51:36.527
5 -	34.492	22.107	56.599	76.83	0.786	14:52:33.126
6 -	34.395	22.459	56.854	76.48	1.041	14:53:29.980
7 -	33.916	22.204	56.120	77.48	0.307	14:54:26.100
8 -	33.484	22.329	55.813 (1)	77.91		14:55:21.913
9 -	33.802	22.108	55.910 (2)	77.77	0.097	14:56:17.823
10 -	34.000	22.056	56.056 (3)	77.57	0.243	14:57:13.879

P14 15		James SVENSEN		Suzuki SV650S - Team TSR		
IDEAL LAP TIME : 55.272		BEST LAP TIME : 55.379		DIFFERENCE : 0.107		
LAP	SECTOR 1	SECTOR 2	LAP TIME	MPH	DIFF	TIME OF DAY
1 -		23.139	1:05.562	66.32	10.183	14:48:46.343
2 -	34.588	22.378	56.966	76.33	1.587	14:49:43.309
3 -	34.592	22.241	56.833	76.51	1.454	14:50:40.142
4 -	34.121	22.407	56.528	76.92	1.149	14:51:36.670
5 -	34.501	22.208	56.709	76.68	1.330	14:52:33.379
6 -	34.303	22.271	56.574	76.86	1.195	14:53:29.953
7 -	35.250	21.840	57.090	76.17	1.711	14:54:27.043
8 -	33.782	21.917	55.699 (2)	78.07	0.320	14:55:22.742
9 -	33.432	21.947	55.379 (1)	78.52		14:56:18.121
10 -	33.785	22.286	56.071 (3)	77.55	0.692	14:57:14.192

P15 69		Jack GRIFFITHS		Suzuki SV650 -		
IDEAL LAP TIME : 55.262		BEST LAP TIME : 55.551		DIFFERENCE : 0.289		
LAP	SECTOR 1	SECTOR 2	LAP TIME	MPH	DIFF	TIME OF DAY
1 -		22.999	1:05.001	66.89	9.450	14:48:45.782
2 -	34.903	22.467	57.370	75.79	1.819	14:49:43.152
3 -	34.523	22.244	56.767	76.60	1.216	14:50:39.919
4 -	34.098	22.572	56.670	76.73	1.119	14:51:36.589
5 -	34.236	22.142	56.378	77.13	0.827	14:52:32.967
6 -	34.307	22.602	56.909	76.41	1.358	14:53:29.876
7 -	35.460	22.191	57.651	75.42	2.100	14:54:27.527
8 -	33.917	21.641	55.558 (2)	78.27	0.007	14:55:23.085
9 -	33.927	22.124	56.051 (3)	77.58	0.500	14:56:19.136
10 -	33.621	21.930	55.551 (1)	78.28		14:57:14.687

P16 9		Thomas BEDFORD		Suzuki SV650 - AWO Recycling Ltd		
IDEAL LAP TIME : 55.602		BEST LAP TIME : 55.673		DIFFERENCE : 0.071		
LAP	SECTOR 1	SECTOR 2	LAP TIME	MPH	DIFF	TIME OF DAY
1 -		23.883	1:07.709	64.22	12.036	14:48:48.490
2 -	35.499	23.706	59.205	73.44	3.532	14:49:47.695
3 -	35.834	23.487	59.321	73.30	3.648	14:50:47.016
4 -	34.475	22.490	56.965	76.33	1.292	14:51:43.981
5 -	34.209	22.189	56.398	77.10	0.725	14:52:40.379
6 -	33.855	22.212	56.067	77.56	0.394	14:53:36.446
7 -	34.096	22.676	56.772	76.59	1.099	14:54:33.218
8 -	33.663	22.102	55.765 (3)	77.98	0.092	14:55:28.983
9 -	33.650	22.085	55.735 (2)	78.02	0.062	14:56:24.718
10 -	33.517	22.156	55.673 (1)	78.10		14:57:20.391

BMCRC - MRO Championships 2024 - Rnd 1 @ Brands Hatch Indy

MRO Minitwins

RACE 15 - SECTOR ANALYSIS



SECTOR 1 = FL to I1, SECTOR 2 = I1 to FL, DIFF = Difference To Personal Best Lap, P = Crossed Finish Line in Pit Lane, D = Time Disallowed

P17 293		Leigh SMITH		Suzuki SV650 - Smiths Mechanical Support			
IDEAL LAP TIME : 56.150		BEST LAP TIME : 56.221		DIFFERENCE : 0.071			
LAP	SECTOR 1	SECTOR 2	LAP TIME	MPH	DIFF	TIME OF DAY	
1 -		23.707	1:07.795	64.14	11.574	14:48:48.576	
2 -	35.654	23.488	59.142	73.52	2.921	14:49:47.718	
3 -	35.508	23.895	59.403	73.20	3.182	14:50:47.121	
4 -	35.981	23.056	59.037	73.65	2.816	14:51:46.158	
5 -	35.478	22.923	58.401	74.46	2.180	14:52:44.559	
6 -	35.034	22.744	57.778	75.26	1.557	14:53:42.337	
7 -	33.767	22.454	56.221 (1)	77.34		14:54:38.558	
8 -	34.821	22.523	57.344 (3)	75.83	1.123	14:55:35.902	
9 -	34.645	22.383	57.028 (2)	76.25	0.807	14:56:32.930	
10 -	34.636	22.861	57.497	75.63	1.276	14:57:30.427	

P18 127		Matthew CHAM		Ducati MONSTER 796 -			
IDEAL LAP TIME : 57.774		BEST LAP TIME : 57.814		DIFFERENCE : 0.040			
LAP	SECTOR 1	SECTOR 2	LAP TIME	MPH	DIFF	TIME OF DAY	
1 -		23.529	1:06.731	65.16	8.917	14:48:47.512	
2 -	35.885	23.076	58.961	73.75	1.147	14:49:46.473	
3 -	35.909	24.514	1:00.423	71.96	2.609	14:50:46.896	
4 -	36.008	23.062	59.070	73.61	1.256	14:51:45.966	
5 -	35.425	23.090	58.515	74.31	0.701	14:52:44.481	
6 -	34.821	22.993	57.814 (1)	75.21		14:53:42.295	
7 -	34.982	22.953	57.935 (3)	75.06	0.121	14:54:40.230	
8 -	35.298	23.225	58.523	74.30	0.709	14:55:38.753	
9 -	34.826	23.099	57.925 (2)	75.07	0.111	14:56:36.678	
10 -	35.263	23.006	58.269	74.62	0.455	14:57:34.947	

P19 8		Stuart ALBON		Suzuki SV650 - Winter Sun Skydiving			
IDEAL LAP TIME : 1:06.357		BEST LAP TIME : 1:06.460		DIFFERENCE : 0.103			
LAP	SECTOR 1	SECTOR 2	LAP TIME	MPH	DIFF	TIME OF DAY	
1 -		27.262	1:17.339	56.22	10.879	14:48:58.120	
2 -	40.970	26.463	1:07.433	64.48	0.973	14:50:05.553	
3 -	41.621	26.896	1:08.517	63.46	2.057	14:51:14.070	
4 -	40.887	26.370	1:07.257	64.65	0.797	14:52:21.327	
5 -	40.319	26.186	1:06.505 (2)	65.38	0.045	14:53:27.832	
6 -	40.238	26.343	1:06.581 (3)	65.31	0.121	14:54:34.413	
7 -	40.681	27.130	1:07.811	64.12	1.351	14:55:42.224	
8 -	40.341	26.119	1:06.460 (1)	65.43		14:56:48.684	

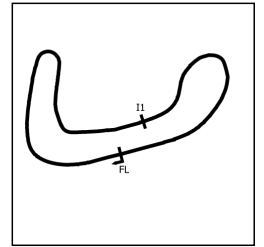
P20 153		Kristian JOHNSON		Suzuki SV650 - Eden Mobility			
IDEAL LAP TIME : 57.128		BEST LAP TIME : 57.520		DIFFERENCE : 0.392			
LAP	SECTOR 1	SECTOR 2	LAP TIME	MPH	DIFF	TIME OF DAY	
1 -		23.326	1:06.364	65.52	8.844	14:48:47.145	
2 -	35.471	22.530	58.001 (3)	74.97	0.481	14:49:45.146	
3 -	34.958	22.562	57.520 (1)	75.60		14:50:42.666	
4 -	34.598	23.117	57.715 (2)	75.34	0.195	14:51:40.381	

P21 111		Freddie BATE		Suzuki SV650 - Hartjay			
IDEAL LAP TIME : 59.100		BEST LAP TIME : 59.100		DIFFERENCE : 0.000			
LAP	SECTOR 1	SECTOR 2	LAP TIME	MPH	DIFF	TIME OF DAY	
1 -		23.990	1:07.595	64.33	8.495	14:48:48.376	
2 -	35.531	23.569	59.100 (1)	73.58		14:49:47.476	
3 -	37.806	27.981	1:05.787 (2)	66.10	6.687	14:50:53.263	

BMCRC - MRO Championships 2024 - Rnd 1 @ Brands Hatch Indy

MRO Minitwins

RACE 15 - SECTOR ANALYSIS



SECTOR 1 = FL to I1, SECTOR 2 = I1 to FL, DIFF = Difference To Personal Best Lap, P = Crossed Finish Line in Pit Lane, D = Time Disallowed

P22	333	David LINDEMANN	Suzuki SV650 - Giraffe Decorators			
IDEAL LAP TIME : 53.515		BEST LAP TIME : 53.515	DIFFERENCE : 0.000			
LAP	SECTOR 1	SECTOR 2	LAP TIME	MPH	DIFF	TIME OF DAY
1 -		21.876	59.778	72.74	6.263	14:48:40.559
2 -	32.015	21.500	53.515 (1)	81.25		14:49:34.074

BMCRC - MRO Championships 2024 - Rnd 1 @ Brands Hatch Indy

MRO Minitwins

RACE 15 - BEST SECTORS

SECTOR 1			SECTOR 2			IDEAL / BEST COMPARISON						
POS	NO	NAME	TIME	NO	NAME	TIME	POS	NO	NAME	IDEAL	BEST	DIFF
									PERFECT LAP	52.205		
1	1	TWYFORD	31.255	1	TWYFORD	20.950	1	1	TWYFORD	52.205	52.260	0.055
2	22	DOWDS	31.271	22	DOWDS	21.017	2	22	DOWDS	52.288	52.338	0.050
3	333	LINDEMANN	32.015	34	JOHNSON	21.408	3	333	LINDEMANN	53.515	53.515	0.000
4	3	ARBON	32.326	333	LINDEMANN	21.500	4	34	JOHNSON	53.753	53.868	0.115
5	34	JOHNSON	32.345	3	ARBON	21.533	5	3	ARBON	53.859	53.859	0.000
6	19	LILLEY	32.431	19	LILLEY	21.614	6	19	LILLEY	54.045	54.045	0.000
7	74	BLACK	32.486	27	BETTIS	21.623	7	45	QUINCE	54.193	54.259	0.066
8	45	QUINCE	32.493	69	GRIFFITHS	21.641	8	74	BLACK	54.301	54.833	0.532
9	81	MAY	32.701	45	QUINCE	21.700	9	81	MAY	54.546	54.845	0.299
10	21	FINNIS	32.979	888	WRIGHT	21.775	10	27	BETTIS	54.709	55.128	0.419
11	27	BETTIS	33.086	74	BLACK	21.815	11	21	FINNIS	55.035	55.124	0.089
12	888	WRIGHT	33.362	15	SVENSEN	21.840	12	888	WRIGHT	55.137	55.206	0.069
13	115	MAHER	33.368	81	MAY	21.845	13	115	MAHER	55.226	55.226	0.000
14	15	SVENSEN	33.432	115	MAHER	21.858	14	69	GRIFFITHS	55.262	55.551	0.289
15	67	HARVEY	33.484	21	FINNIS	22.056	15	15	SVENSEN	55.272	55.379	0.107
16	9	BEDFORD	33.517	67	HARVEY	22.056	16	67	HARVEY	55.540	55.813	0.273
17	69	GRIFFITHS	33.621	9	BEDFORD	22.085	17	9	BEDFORD	55.602	55.673	0.071
18	293	SMITH	33.767	293	SMITH	22.383	18	293	SMITH	56.150	56.221	0.071
19	153	JOHNSON	34.598	153	JOHNSON	22.530	19	153	JOHNSON	57.128	57.520	0.392
20	127	CHAM	34.821	127	CHAM	22.953	20	127	CHAM	57.774	57.814	0.040
21	111	BATE	35.531	111	BATE	23.569	21	111	BATE	59.100	59.100	0.000
22	8	ALBON	40.238	8	ALBON	26.119	22	8	ALBON	1:06.357	1:06.460	0.103

BMCRC - MRO Championships 2024 - Rnd 1 @ Brands Hatch Indy

MRO Minitwins

RACE 15 - STATISTICS

Competitors Started	22
Planned Start	2024-03-17 @ 14:40:00.000
Actual Start	2024-03-17 @ 14:47:40.780
Finish Time	2024-03-17 @ 14:56:38.376
Track Length	1.2079mi.
Total Laps	197
Total Distance Covered	237.9652mi.

Session Fastest Lap History

NO	NAME	LAP TIME	TIME OF DAY	LAP	VEHICLE
22	Darren DOWDS	54.147	14:49:33.948	2	Suzuki SV650
333	David LINDEMANN	53.515	14:49:34.086	2	Suzuki SV650
22	Darren DOWDS	52.948	14:52:15.791	5	Suzuki SV650
22	Darren DOWDS	52.509	14:53:08.300	6	Suzuki SV650
1	David TWYFORD	52.288	14:54:01.524	7	Suzuki SV650
1	David TWYFORD	52.260	14:56:38.449	10	Suzuki SV650

Session Leader History

NO	NAME	FROM LAP	LAPS LED	DISTANCE	VEHICLE
22	Darren DOWDS	1	10	12.07 miles	Suzuki SV650

Flag History

TYPE	TIME OF DAY
GREEN	14:47:40.780
FINISH	14:56:38.376

Flag Statistics

TYPE	COUNT	TOTAL LAPS	TOTAL TIME
Green	1	10	10:00.143
Red	0	0	0.000
Safety Car	0	0	0.000
FCY	0	0	0.000



**TEAM GREEN
JUNIOR CUP**



Kawasaki

**SENIOR NINJA
SERIES**



Kawasaki

JUNIOR SUPERSPORT

**ACU KAWASAKI TEAM GREEN JUNIOR CUP /
KAWASAKI SENIOR NINJA SERIES
/ KAWASAKI JUNIOR SUPERSPORT
& ACU ULTRA LIGHTWEIGHT CHAMPIONSHIP**



**BMCRC-MRO Championships - Round 1
Brands Hatch Indy
16th / 17th March 2024**



Timing & Results Provided by Timing Solutions Ltd

www.tsl-timing.com



BrandsHatch

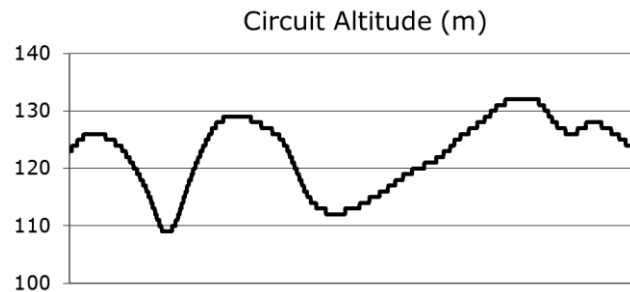
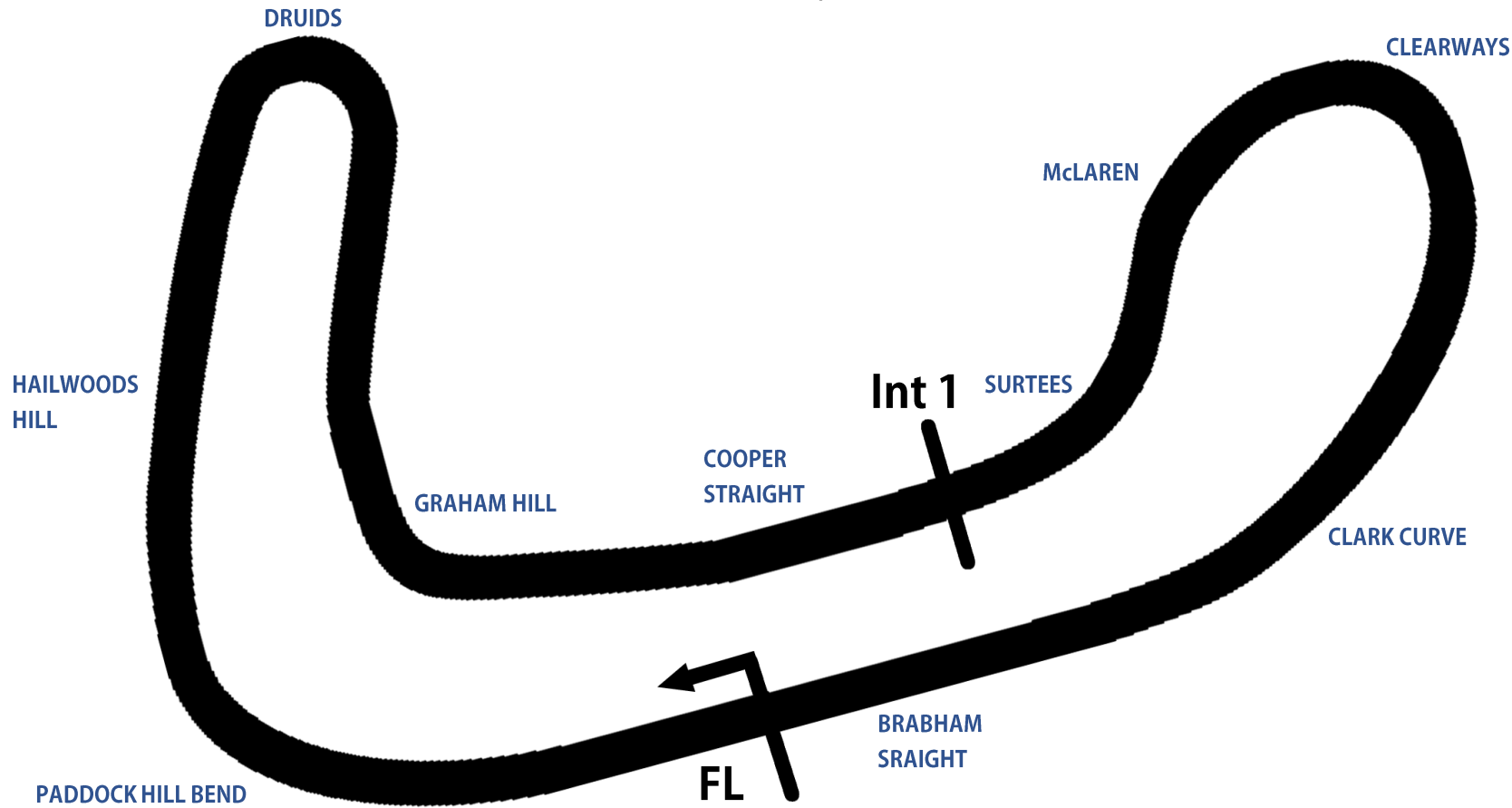
Brands Hatch Indy Circuit

Fawkham, Longfield, Kent, UK



SPORTS TIMING

TIMING SOLUTIONS LTD



Length	1.2079 miles 1.944 km 1944.0 m		
FL		51.36032 N	0.26032 E
Int 1	1112m	51.35934 N	0.25955 E
Pit Entry	1669m	51.35911 N	0.25743 E
Pit Exit	26m after FL	51.36017 N	0.26051 E
Pit Entry - Pit Exit	277m, 19.9s @ 50kph, 16.6s @ 60kph		



BMCRC - MRO Championships 2024 - Rnd 1 @ Brands Hatch Indy

ACU Team Green Junior Cup & Senior Ninja & JSS & ACU Lightweight Championship

QUALIFYING - CLASSIFICATION

POS	NO	CL	PIC	NAME	ENTRY	TIME	ON	LAPS	GAP	DIFF	MPH
1	1	S	1	Phil ATKINSON	Kawasaki Ninja 400 - Rose MOT/Q Oil Treatments	58.237	6	10			74.67
2	16	J	1	Aleisha LAYTON	Kawasaki Ninja 400 -	58.807	8	10	0.570	0.570	73.94
3	76	J	2	Luca WILKINSON	Kawasaki Ninja400 - RD Racing	58.839	9	10	0.602	0.032	73.90
4	134	J	3	Toby SKAYMAN	Kawasaki Ex300 - D & A Home Solutions	58.966	7	10	0.729	0.127	73.74
5	2	J	4	Kade WATT	Kawasaki Ninja 400 - 3D Racing	59.207	7	9	0.970	0.241	73.44
6	45	J	5	Marley MACKENZIE	Kawasaki Ninja - Kirkcaldy Kawasaki, Elpm	1:00.341	9	9	2.104	1.134	72.06
7	81	J	6	Ollie SIMS	Kawasaki Ninja 400 - Motorbodies Weston Ltd	1:00.631	8	9	2.394	0.290	71.72
8	17	S	2	Daryn BUSA	Kawasaki Ninja 400 -	1:00.805	7	9	2.568	0.174	71.51
9	175	JSS	1	Aaron LILLY	Kawasaki Ex400 - Aaron Lilly Racing	1:01.106	8	9	2.869	0.301	71.16
10	27	S	3	Ben BROWN	Kawasaki Ninja - Hunts Motorcycles	1:01.564	7	9	3.327	0.458	70.63
11	7	J	7	Travis ROOKER	Kawasaki Ninja 400 - Swedish Car Connection	1:02.284	5	9	4.047	0.720	69.81
12	87	J	8	Sam ATKINSON	Kawasaki - Major Heat	1:02.383	9	9	4.146	0.099	69.70
13	6	J	9	Kian BUSA	Kawasaki Ninja 400 -	1:02.672	6	9	4.435	0.289	69.38
14	43	S	4	Mark SWARBRICK	Kawasaki Ninja 400 -	1:02.814	4	9	4.577	0.142	69.22
15	85	S	5	Andrew WALES	Kawasaki Ninja 300 - Show Control International	1:02.852	9	9	4.615	0.038	69.18
16	12	J	10	Kees RAMSEY	Kawasaki Ninja 400cc -	1:02.853	5	9	4.616	0.001	69.18
17	4	S	6	Nigel FRANKLIN	Kawasaki Ninja - Nigel Franklin	1:04.103	7	9	5.866	1.250	67.83
18	44	S	7	Joshua CORREIA	Kawasaki Ninja 300 - Alpha Racing	1:05.066	8	8	6.829	0.963	66.83
19	21	50	1	Owen MONAGHAN	Rlt Honda/Kriedler/Ktm - RLT Racing	1:05.375	7	7	7.138	0.309	66.51
20	75	J	11	Mason GREASLEY	Kawasaki Ninja 300 - Frame Fast	1:05.748	8	8	7.511	0.373	66.14
21	33	J	12	Patrick KLINGE	Kawasaki Ninja 400 - Klingklong Racing	1:06.616	8	8	8.379	0.868	65.27
22	53		1	Max CHAMBERS	Suzuki Gsxr 125 - Ride Fr33	1:07.260	7	8	9.023	0.644	64.65
23	54	S	8	Ben SCOTT	Kawasaki Ninja 250 - GI Landscapes Vamptech	1:07.908	4	5	9.671	0.648	64.03
24	35	125F	1	Jay GILBERT	Suzuki Gsxr 125 - Open To Offers	1:07.936	6	8	9.699	0.028	64.01
25	173	80	1	David McGLONE	Derbi Gpr80 -	1:08.312	8	8	10.075	0.376	63.65
26	24	125S	1	Morgan FULOP	Suzuki Gsxr - Katrina Upholstery	1:08.386	8	8	10.149	0.074	63.58
27	31	125S	2	Joel GREIG	Suzuki Gsxr125 - Parkway Express Couriers	1:09.371	8	8	11.134	0.985	62.68
28	157	125S	3	Jez SCOTT	Suzuki 125 -	1:10.202	5	7	11.965	0.831	61.94
29	133	80	2	William GREENWAY	Derbi Gpr 80 - Wyre Forest Motors	1:10.259	7	7	12.022	0.057	61.89
30	26	J	13	Brooke CHAMPION	Kawasaki 300 Ninja -	1:10.350	8	8	12.113	0.091	61.81
31	36	125S	4	Joey DRAPER	Honda Cbr125 -	1:10.641	7	8	12.404	0.291	61.55
32	909		2	James WOODROFFE	Suzuki Gsxr 125 -	1:11.336	4	4	13.099	0.695	60.95
33	517	125S	5	Max WILSON	Honda Cbr1254 - RWBS Ltd	1:11.481	8	8	13.244	0.145	60.83
34	197	125S	6	Alison SCOTT	Suzuki Gsxr 125 -	1:13.107	4	8	14.870	1.626	59.48
35	999		3	Jim DALTON	Honda Nd4 -	1:15.227	4	7	16.990	2.120	57.80
36	13	125S	7	Nathan STOCKTON	Suzuki Gsxr 125 - Chapmans Refrigeration	1:15.500	7	8	17.263	0.273	57.59
37	57	S	9	Richard BUCKHAM	Kawasaki Ninja 400 -	1:19.545	2	2	21.308	4.045	54.66
38	98	125S	8	Alexander PARKIN	Aprilia Rs4 125 - Mechanic 2u	1:20.358	7	7	22.121	0.813	54.11
39	69*	50	2	Brett MOOR	Derbi Gpr50 - NJS Racing	1:25.383	1	2	27.146	5.025	50.93
40	158	125S	9	Paul LIVESEY	Suzuki Gsxr 125 -			0			

Comments:

* No. 69 - Please fit a working transponder

Weather / Track : Cloudy / Dry

Date: 16/03/2024 Start: 09:00 Finish: 09:10

These results are provisional until the conclusion of any judicial and technical matters.

Brands Hatch Indy: 1.2079 miles

Clerk Of Course:	Stewards:	Timekeeper:	
		<i>Craig Smith</i>	

Results can be found at www.tsl-timing.com

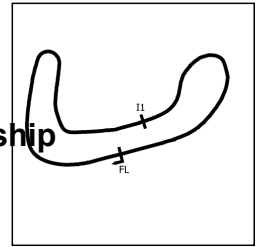
Printed - 10:08 Saturday, 16 March 2024



BMCRC - MRO Championships 2024 - Rnd 1 @ Brands Hatch Indy

ACU Team Green Junior Cup & Senior Ninja & JSS & ACU Lightweight Championship

QUALIFYING - SECTOR ANALYSIS



SECTOR 1 = FL to I1, SECTOR 2 = I1 to FL, DIFF = Difference To Personal Best Lap, P = Crossed Finish Line in Pit Lane, D = Time Disallowed

P1		1 S		Phil ATKINSON		Kawasaki Ninja 400 - Rose MOT/Q Oil Treatments	
IDEAL LAP TIME : 58.237		BEST LAP TIME : 58.237		DIFFERENCE : 0.000			
LAP	SECTOR 1	SECTOR 2	LAP TIME	MPH	DIFF	TIME OF DAY	
1 -	38.296	25.029	1:03.325	68.67	5.088	09:01:46.286	
2 -	36.005	24.423	1:00.428	71.96	2.191	09:02:46.714	
3 -	36.511	24.606	1:01.117	71.15	2.880	09:03:47.831	
4 -	35.557	23.575	59.132	73.54	0.895	09:04:46.963	
5 -	35.076	23.945	59.021 (2)	73.67	0.784	09:05:45.984	
6 -	34.772	23.465	58.237 (1)	74.67		09:06:44.221	
7 -	35.772	23.947	59.719	72.81	1.482	09:07:43.940	
8 -	35.174	24.358	59.532	73.04	1.295	09:08:43.472	
9 -	35.625	24.107	59.732	72.80	1.495	09:09:43.204	
10 -	35.289	23.795	59.084 (3)	73.60	0.847	09:10:42.288	

P2		16 J		Aleisha LAYTON		Kawasaki Ninja 400 -	
IDEAL LAP TIME : 58.343		BEST LAP TIME : 58.807		DIFFERENCE : 0.464			
LAP	SECTOR 1	SECTOR 2	LAP TIME	MPH	DIFF	TIME OF DAY	
1 -	40.733	26.563	1:07.296	64.61	8.489	09:01:52.051	
2 -	38.789	25.506	1:04.295	67.63	5.488	09:02:56.346	
3 -	37.771	25.147	1:02.918	69.11	4.111	09:03:59.264	
4 -	38.214	24.720	1:02.934	69.09	4.127	09:05:02.198	
5 -	36.627	24.037	1:00.664	71.68	1.857	09:06:02.862	
6 -	35.838	23.762	59.600 (3)	72.96	0.793	09:07:02.462	
7 -	35.887	24.355	1:00.242	72.18	1.435	09:08:02.704	
8 -	35.385	23.422	58.807 (1)	73.94		09:09:01.511	
9 -	34.921	25.989	1:00.910	71.39	2.103	09:10:02.421	
10 -	35.805	23.617	59.422 (2)	73.18	0.615	09:11:01.843	

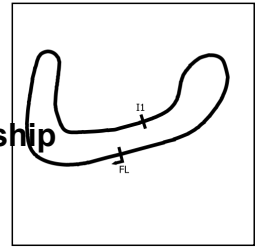
P3		76 J		Luca WILKINSON		Kawasaki Ninja400 - RD Racing	
IDEAL LAP TIME : 58.839		BEST LAP TIME : 58.839		DIFFERENCE : 0.000			
LAP	SECTOR 1	SECTOR 2	LAP TIME	MPH	DIFF	TIME OF DAY	
1 -	40.067	25.818	1:05.885	66.00	7.046	09:01:52.620	
2 -	38.118	25.390	1:03.508	68.47	4.669	09:02:56.128	
3 -	36.681	24.822	1:01.503	70.70	2.664	09:03:57.631	
4 -	36.459	24.515	1:00.974	71.31	2.135	09:04:58.605	
5 -	36.246	24.365	1:00.611	71.74	1.772	09:05:59.216	
6 -	36.113	24.493	1:00.606	71.75	1.767	09:06:59.822	
7 -	35.935	24.305	1:00.240	72.18	1.401	09:08:00.062	
8 -	35.406	24.117	59.523 (3)	73.05	0.684	09:08:59.585	
9 -	35.010	23.829	58.839 (1)	73.90		09:09:58.424	
10 -	35.373	23.909	59.282 (2)	73.35	0.443	09:10:57.706	

P4		134 J		Toby SKAYMAN		Kawasaki Ex300 - D & A Home Solutions	
IDEAL LAP TIME : 58.802		BEST LAP TIME : 58.966		DIFFERENCE : 0.164			
LAP	SECTOR 1	SECTOR 2	LAP TIME	MPH	DIFF	TIME OF DAY	
1 -	37.180	24.828	1:02.008	70.12	3.042	09:01:44.934	
2 -	36.216	24.331	1:00.547	71.82	1.581	09:02:45.481	
3 -	37.344	24.919	1:02.263	69.84	3.297	09:03:47.744	
4 -	35.372	23.699	59.071 (2)	73.61	0.105	09:04:46.815	
5 -	35.668	23.904	59.572	72.99	0.606	09:05:46.387	
6 -	35.427	23.766	59.193 (3)	73.46	0.227	09:06:45.580	
7 -	35.271	23.695	58.966 (1)	73.74		09:07:44.546	
8 -	35.107	24.379	59.486	73.10	0.520	09:08:44.032	
9 -	35.283	24.072	59.355	73.26	0.389	09:09:43.387	
10 -	35.223	24.316	59.539	73.03	0.573	09:10:42.926	

BMCRC - MRO Championships 2024 - Rnd 1 @ Brands Hatch Indy

ACU Team Green Junior Cup & Senior Ninja & JSS & ACU Lightweight Championship

QUALIFYING - SECTOR ANALYSIS



SECTOR 1 = FL to I1, SECTOR 2 = I1 to FL, DIFF = Difference To Personal Best Lap, P = Crossed Finish Line in Pit Lane, D = Time Disallowed

P5		2 J		Kade WATT		Kawasaki Ninja 400 - 3D Racing	
IDEAL LAP TIME : 58.982		BEST LAP TIME : 59.207		DIFFERENCE : 0.225			
LAP	SECTOR 1	SECTOR 2	LAP TIME	MPH	DIFF	TIME OF DAY	
1 -	43.768	26.292	1:10.060	62.06	10.853	09:02:38.314	
2 -	39.270	25.843	1:05.113	66.78	5.906	09:03:43.427	
3 -	36.737	25.192	1:01.929	70.21	2.722	09:04:45.356	
4 -	37.027	25.038	1:02.065	70.06	2.858	09:05:47.421	
5 -	36.220	24.316	1:00.536 (3)	71.83	1.329	09:06:47.957	
6 -	35.483	25.559	1:01.042	71.23	1.835	09:07:48.999	
7 -	35.177	24.030	59.207 (1)	73.44		09:08:48.206	
8 -	35.921	23.805	59.726 (2)	72.80	0.519	09:09:47.932	
9 -	37.845	24.532	1:02.377	69.71	3.170	09:10:50.309	

P6		45 J		Marley MACKENZIE		Kawasaki Ninja - Kirkcaldy Kawasaki, Elpm	
IDEAL LAP TIME : 1:00.341		BEST LAP TIME : 1:00.341		DIFFERENCE : 0.000			
LAP	SECTOR 1	SECTOR 2	LAP TIME	MPH	DIFF	TIME OF DAY	
1 -	40.037	26.488	1:06.525	65.36	6.184	09:02:12.241	
2 -	38.106	25.563	1:03.669	68.30	3.328	09:03:15.910	
3 -	37.400	25.043	1:02.443	69.64	2.102	09:04:18.353	
4 -	37.305	24.661	1:01.966	70.17	1.625	09:05:20.319	
5 -	36.354	24.760	1:01.114 (3)	71.15	0.773	09:06:21.433	
6 -	36.689	24.935	1:01.624	70.56	1.283	09:07:23.057	
7 -	36.616	24.983	1:01.599	70.59	1.258	09:08:24.656	
8 -	36.120	24.513	1:00.633 (2)	71.72	0.292	09:09:25.289	
9 -	35.947	24.394	1:00.341 (1)	72.06		09:10:25.630	

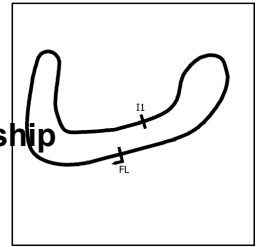
P7		81 J		Ollie SIMS		Kawasaki Ninja 400 - Motorbodies Weston Ltd	
IDEAL LAP TIME : 1:00.631		BEST LAP TIME : 1:00.631		DIFFERENCE : 0.000			
LAP	SECTOR 1	SECTOR 2	LAP TIME	MPH	DIFF	TIME OF DAY	
1 -	41.444	26.214	1:07.658	64.27	7.027	09:01:53.387	
2 -	38.538	25.137	1:03.675	68.29	3.044	09:02:57.062	
3 -	38.141	25.107	1:03.248	68.75	2.617	09:04:00.310	
4 -	38.982	25.854	1:04.836	67.07	4.205	09:05:05.146	
5 -	38.522	24.903	1:03.425	68.56	2.794	09:06:08.571	
6 -	37.504	24.788	1:02.292	69.80	1.661	09:07:10.863	
7 -	37.160	24.663	1:01.823 (2)	70.33	1.192	09:08:12.686	
8 -	36.575	24.056	1:00.631 (1)	71.72		09:09:13.317	
9 -	37.374	24.458	1:01.832 (3)	70.32	1.201	09:10:15.149	

P8		17 S		Daryn BUSA		Kawasaki Ninja 400 -	
IDEAL LAP TIME : 1:00.703		BEST LAP TIME : 1:00.805		DIFFERENCE : 0.102			
LAP	SECTOR 1	SECTOR 2	LAP TIME	MPH	DIFF	TIME OF DAY	
1 -	41.727	26.434	1:08.161	63.79	7.356	09:02:31.655	
2 -	39.820	25.239	1:05.059	66.84	4.254	09:03:36.714	
3 -	37.121	24.657	1:01.778	70.39	0.973	09:04:38.492	
4 -	37.562	24.503	1:02.065	70.06	1.260	09:05:40.557	
5 -	36.910	24.546	1:01.456 (3)	70.75	0.651	09:06:42.013	
6 -	37.841	24.590	1:02.431	69.65	1.626	09:07:44.444	
7 -	36.261	24.544	1:00.805 (1)	71.51		09:08:45.249	
8 -	36.680	24.442	1:01.122 (2)	71.14	0.317	09:09:46.371	
9 -	37.359	25.020	1:02.379	69.71	1.574	09:10:48.750	

BMCRC - MRO Championships 2024 - Rnd 1 @ Brands Hatch Indy

ACU Team Green Junior Cup & Senior Ninja & JSS & ACU Lightweight Championship

QUALIFYING - SECTOR ANALYSIS



SECTOR 1 = FL to I1, SECTOR 2 = I1 to FL, DIFF = Difference To Personal Best Lap, P = Crossed Finish Line in Pit Lane, D = Time Disallowed

P9		175	JSS	Aaron LILLY		Kawasaki Ex400 - Aaron Lilly Racing	
IDEAL LAP TIME : 1:00.607		BEST LAP TIME : 1:01.106		DIFFERENCE : 0.499			
LAP	SECTOR 1	SECTOR 2		LAP TIME	MPH	DIFF	TIME OF DAY
1 -	46.053	29.400		1:15.453	57.63	14.347	09:02:21.293
2 -	40.986	26.491		1:07.477	64.44	6.371	09:03:28.770
3 -	40.468	26.093		1:06.561	65.33	5.455	09:04:35.331
4 -	37.844	25.613		1:03.457	68.52	2.351	09:05:38.788
5 -	37.144	24.833		1:01.977 (3)	70.16	0.871	09:06:40.765
6 -	38.335	24.479		1:02.814	69.22	1.708	09:07:43.579
7 -	36.372	24.912		1:01.284 (2)	70.95	0.178	09:08:44.863
8 -	36.582	24.524		1:01.106 (1)	71.16		09:09:45.969
9 -	38.194	24.235		1:02.429	69.65	1.323	09:10:48.398

P10		27	S	Ben BROWN		Kawasaki Ninja - Hunts Motorcycles	
IDEAL LAP TIME : 1:01.542		BEST LAP TIME : 1:01.564		DIFFERENCE : 0.022			
LAP	SECTOR 1	SECTOR 2		LAP TIME	MPH	DIFF	TIME OF DAY
1 -	40.507	26.392		1:06.899	65.00	5.335	09:01:52.764
2 -	38.733	25.251		1:03.984	67.96	2.420	09:02:56.748
3 -	38.163	25.298		1:03.461	68.52	1.897	09:04:00.209
4 -	38.524	25.191		1:03.715	68.25	2.151	09:05:03.924
5 -	37.335	25.426		1:02.761	69.28	1.197	09:06:06.685
6 -	37.531	25.621		1:03.152	68.85	1.588	09:07:09.837
7 -	37.052	24.512		1:01.564 (1)	70.63		09:08:11.401
8 -	37.030	24.598		1:01.628 (2)	70.56	0.064	09:09:13.029
9 -	37.443	24.724		1:02.167 (3)	69.95	0.603	09:10:15.196

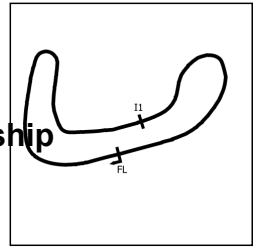
P11		7	J	Travis ROOKER		Kawasaki Ninja 400 - Swedish Car Connection	
IDEAL LAP TIME : 1:02.114		BEST LAP TIME : 1:02.284		DIFFERENCE : 0.170			
LAP	SECTOR 1	SECTOR 2		LAP TIME	MPH	DIFF	TIME OF DAY
1 -	42.726	28.374		1:11.100	61.16	8.816	09:02:20.853
2 -	38.933	26.081		1:05.014	66.88	2.730	09:03:25.867
3 -	39.627	25.547		1:05.174	66.72	2.890	09:04:31.041
4 -	37.768	24.796		1:02.564 (3)	69.50	0.280	09:05:33.605
5 -	37.493	24.791		1:02.284 (1)	69.81		09:06:35.889
6 -	37.892	24.621		1:02.513 (2)	69.56	0.229	09:07:38.402
7 -	38.516	25.820		1:04.336	67.59	2.052	09:08:42.738
8 -	37.709	25.108		1:02.817	69.22	0.533	09:09:45.555
9 -	39.009	24.796		1:03.805	68.15	1.521	09:10:49.360

P12		87	J	Sam ATKINSON		Kawasaki - Major Heat	
IDEAL LAP TIME : 1:02.345		BEST LAP TIME : 1:02.383		DIFFERENCE : 0.038			
LAP	SECTOR 1	SECTOR 2		LAP TIME	MPH	DIFF	TIME OF DAY
1 -	42.067	26.481		1:08.548	63.43	6.165	09:02:14.160
2 -	39.751	26.226		1:05.977	65.91	3.594	09:03:20.137
3 -	38.861	25.349		1:04.210	67.72	1.827	09:04:24.347
4 -	38.656	25.218		1:03.874	68.08	1.491	09:05:28.221
5 -	38.239	25.114		1:03.353	68.64	0.970	09:06:31.574
6 -	38.278	24.911		1:03.189 (3)	68.81	0.806	09:07:34.763
7 -	37.833	24.701		1:02.534 (2)	69.53	0.151	09:08:37.297
8 -	38.764	24.695		1:03.459	68.52	1.076	09:09:40.756
9 -	37.650	24.733		1:02.383 (1)	69.70		09:10:43.139

BMCRC - MRO Championships 2024 - Rnd 1 @ Brands Hatch Indy

ACU Team Green Junior Cup & Senior Ninja & JSS & ACU Lightweight Championship

QUALIFYING - SECTOR ANALYSIS



SECTOR 1 = FL to I1, SECTOR 2 = I1 to FL, DIFF = Difference To Personal Best Lap, P = Crossed Finish Line in Pit Lane, D = Time Disallowed

P13 6 J Kian BUSA			Kawasaki Ninja 400 -			
IDEAL LAP TIME : 1:02.672		BEST LAP TIME : 1:02.672		DIFFERENCE : 0.000		
LAP	SECTOR 1	SECTOR 2	LAP TIME	MPH	DIFF	TIME OF DAY
1 -	41.097	26.313	1:07.410	64.50	4.738	09:02:31.951
2 -	40.105	25.549	1:05.654	66.23	2.982	09:03:37.605
3 -	37.913	25.845	1:03.758	68.20	1.086	09:04:41.363
4 -	37.526	26.114	1:03.640	68.33	0.968	09:05:45.003
5 -	37.878	25.409	1:03.287 (2)	68.71	0.615	09:06:48.290
6 -	37.333	25.339	1:02.672 (1)	69.38		09:07:50.962
7 -	38.366	25.386	1:03.752	68.21	1.080	09:08:54.714
8 -	37.882	25.593	1:03.475	68.50	0.803	09:09:58.189
9 -	37.935	25.354	1:03.289 (3)	68.71	0.617	09:11:01.478

P14 43 S Mark SWARBRICK			Kawasaki Ninja 400 -			
IDEAL LAP TIME : 1:02.123		BEST LAP TIME : 1:02.814		DIFFERENCE : 0.691		
LAP	SECTOR 1	SECTOR 2	LAP TIME	MPH	DIFF	TIME OF DAY
1 -	42.829	27.758	1:10.587	61.60	7.773	09:02:19.622
2 -	40.012	25.909	1:05.921	65.96	3.107	09:03:25.543
3 -	39.374	25.228	1:04.602	67.31	1.788	09:04:30.145
4 -	38.122	24.692	1:02.814 (1)	69.22		09:05:32.959
5 -	38.104	25.340	1:03.444	68.54	0.630	09:06:36.403
6 -	38.348	24.515	1:02.863 (2)	69.17	0.049	09:07:39.266
7 -	38.483	25.631	1:04.114	67.82	1.300	09:08:43.380
8 -	37.608	25.737	1:03.345 (3)	68.64	0.531	09:09:46.725
9 -	38.721	24.896	1:03.617	68.35	0.803	09:10:50.342

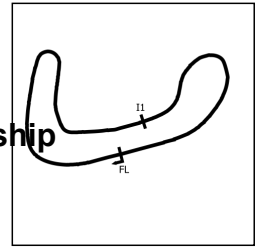
P15 85 S Andrew WALES			Kawasaki Ninja 300 - Show Control International			
IDEAL LAP TIME : 1:02.826		BEST LAP TIME : 1:02.852		DIFFERENCE : 0.026		
LAP	SECTOR 1	SECTOR 2	LAP TIME	MPH	DIFF	TIME OF DAY
1 -	41.182	27.077	1:08.259	63.70	5.407	09:02:09.953
2 -	39.097	26.475	1:05.572	66.31	2.720	09:03:15.525
3 -	38.429	25.411	1:03.840 (2)	68.11	0.988	09:04:19.365
4 -	38.344	25.509	1:03.853 (3)	68.10	1.001	09:05:23.218
5 -	37.983	26.040	1:04.023	67.92	1.171	09:06:27.241
6 -	38.173	26.002	1:04.175	67.76	1.323	09:07:31.416
7 -	37.574	26.572	1:04.146	67.79	1.294	09:08:35.562
8 -	38.734	25.822	1:04.556	67.36	1.704	09:09:40.118
9 -	37.415	25.437	1:02.852 (1)	69.18		09:10:42.970

P16 12 J Kees RAMSEY			Kawasaki Ninja 400cc -			
IDEAL LAP TIME : 1:02.853		BEST LAP TIME : 1:02.853		DIFFERENCE : 0.000		
LAP	SECTOR 1	SECTOR 2	LAP TIME	MPH	DIFF	TIME OF DAY
1 -	42.514	26.274	1:08.788	63.21	5.935	09:02:15.435
2 -	39.696	26.498	1:06.194	65.69	3.341	09:03:21.629
3 -	39.235	25.714	1:04.949	66.95	2.096	09:04:26.578
4 -	38.847	25.311	1:04.158	67.77	1.305	09:05:30.736
5 -	37.957	24.896	1:02.853 (1)	69.18		09:06:33.589
6 -	39.012	25.308	1:04.320	67.60	1.467	09:07:37.909
7 -	38.875	25.458	1:04.333	67.59	1.480	09:08:42.242
8 -	38.066	24.958	1:03.024 (2)	68.99	0.171	09:09:45.266
9 -	38.422	24.918	1:03.340 (3)	68.65	0.487	09:10:48.606

BMCRC - MRO Championships 2024 - Rnd 1 @ Brands Hatch Indy

ACU Team Green Junior Cup & Senior Ninja & JSS & ACU Lightweight Championship

QUALIFYING - SECTOR ANALYSIS



SECTOR 1 = FL to I1, SECTOR 2 = I1 to FL, DIFF = Difference To Personal Best Lap, P = Crossed Finish Line in Pit Lane, D = Time Disallowed

P17		4 S		Nigel FRANKLIN		Kawasaki Ninja - Nigel Franklin	
IDEAL LAP TIME : 1:04.103		BEST LAP TIME : 1:04.103		DIFFERENCE : 0.000			
LAP	SECTOR 1	SECTOR 2	LAP TIME	MPH	DIFF	TIME OF DAY	
1 -	43.971	27.847	1:11.818	60.55	7.715	09:02:22.044	
2 -	39.602	26.395	1:05.997	65.89	1.894	09:03:28.041	
3 -	39.188	26.206	1:05.394	66.49	1.291	09:04:33.435	
4 -	39.319	26.185	1:05.504	66.38	1.401	09:05:38.939	
5 -	39.051	25.804	1:04.855 (2)	67.05	0.752	09:06:43.794	
6 -	38.758	27.862	1:06.620	65.27	2.517	09:07:50.414	
7 -	38.445	25.658	1:04.103 (1)	67.83		09:08:54.517	
8 -	39.083	25.941	1:05.024 (3)	66.87	0.921	09:09:59.541	
9 -	38.783	26.405	1:05.188	66.70	1.085	09:11:04.729	

P18		44 S		Joshua CORREIA		Kawasaki Ninja 300 - Alpha Racing	
IDEAL LAP TIME : 1:05.053		BEST LAP TIME : 1:05.066		DIFFERENCE : 0.013			
LAP	SECTOR 1	SECTOR 2	LAP TIME	MPH	DIFF	TIME OF DAY	
1 -	46.330	29.642	1:15.972	57.23	10.906	09:02:43.899	
2 -	42.775	26.822	1:09.597	62.48	4.531	09:03:53.496	
3 -	44.020	26.598	1:10.618	61.57	5.552	09:05:04.114	
4 -	42.049	26.707	1:08.756	63.24	3.690	09:06:12.870	
5 -	40.262	26.825	1:07.087	64.82	2.021	09:07:19.957	
6 -	40.337	26.584	1:06.921 (3)	64.98	1.855	09:08:26.878	
7 -	39.230	26.126	1:05.356 (2)	66.53	0.290	09:09:32.234	
8 -	38.927	26.139	1:05.066 (1)	66.83		09:10:37.300	

P19		21 50		Owen MONAGHAN		Rlt Honda/Kriedler/Ktm - RLT Racing	
IDEAL LAP TIME : 1:05.018		BEST LAP TIME : 1:05.375		DIFFERENCE : 0.357			
LAP	SECTOR 1	SECTOR 2	LAP TIME	MPH	DIFF	TIME OF DAY	
1 -	OUTLAP	28.467	1:15.593	57.52	10.218	09:03:50.648	
2 -	41.043	28.553	1:09.596	62.48	4.221	09:05:00.244	
3 -	39.886	27.882	1:07.768	64.16	2.393	09:06:08.012	
4 -	39.709	26.931	1:06.640 (3)	65.25	1.265	09:07:14.652	
5 -	39.875	26.769	1:06.644	65.25	1.269	09:08:21.296	
6 -	38.850	26.608	1:05.458 (2)	66.43	0.083	09:09:26.754	
7 -	38.410	26.965	1:05.375 (1)	66.51		09:10:32.129	

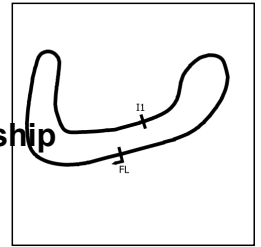
P20		75 J		Mason GREASLEY		Kawasaki Ninja 300 - Frame Fast	
IDEAL LAP TIME : 1:05.748		BEST LAP TIME : 1:05.748		DIFFERENCE : 0.000			
LAP	SECTOR 1	SECTOR 2	LAP TIME	MPH	DIFF	TIME OF DAY	
1 -	50.095	30.368	1:20.463	54.04	14.715	09:02:44.053	
2 -	45.609	28.712	1:14.321	58.51	8.573	09:03:58.374	
3 -	42.617	28.168	1:10.785	61.43	5.037	09:05:09.159	
4 -	40.881	27.022	1:07.903 (3)	64.04	2.155	09:06:17.062	
5 -	40.929	27.028	1:07.957	63.99	2.209	09:07:25.019	
6 -	41.494	27.199	1:08.693	63.30	2.945	09:08:33.712	
7 -	40.843	26.943	1:07.786 (2)	64.15	2.038	09:09:41.498	
8 -	39.541	26.207	1:05.748 (1)	66.14		09:10:47.246	

P21		33 J		Patrick KLINGE		Kawasaki Ninja 400 - Klingklong Racing	
IDEAL LAP TIME : 1:06.616		BEST LAP TIME : 1:06.616		DIFFERENCE : 0.000			
LAP	SECTOR 1	SECTOR 2	LAP TIME	MPH	DIFF	TIME OF DAY	
1 -	47.721	29.002	1:16.723	56.67	10.107	09:02:44.802	
2 -	45.715	28.224	1:13.939	58.81	7.323	09:03:58.741	
3 -	42.875	28.271	1:11.146	61.12	4.530	09:05:09.887	
4 -	41.861	26.710	1:08.571	63.41	1.955	09:06:18.458	
5 -	40.762	26.552	1:07.314 (2)	64.60	0.698	09:07:25.772	
6 -	42.379	27.946	1:10.325	61.83	3.709	09:08:36.097	
7 -	40.789	26.727	1:07.516 (3)	64.40	0.900	09:09:43.613	
8 -	40.610	26.006	1:06.616 (1)	65.27		09:10:50.229	

BMCRC - MRO Championships 2024 - Rnd 1 @ Brands Hatch Indy

ACU Team Green Junior Cup & Senior Ninja & JSS & ACU Lightweight Championship

QUALIFYING - SECTOR ANALYSIS



SECTOR 1 = FL to I1, SECTOR 2 = I1 to FL, DIFF = Difference To Personal Best Lap, P = Crossed Finish Line in Pit Lane, D = Time Disallowed

P22 53		Max CHAMBERS		Suzuki Gsxr 125 - Ride Fr33			
IDEAL LAP TIME : 1:07.260		BEST LAP TIME : 1:07.260		DIFFERENCE : 0.000			
LAP	SECTOR 1	SECTOR 2	LAP TIME	MPH	DIFF	TIME OF DAY	
1 -	45.458	31.589	1:17.047	56.44	9.787	09:02:24.753	
2 -	43.462	29.058	1:12.520	59.96	5.260	09:03:37.273	
3 -	41.242	27.664	1:08.906	63.10	1.646	09:04:46.179	
4 -	41.580	27.501	1:09.081	62.94	1.821	09:05:55.260	
5 -	40.886	27.690	1:08.576	63.41	1.316	09:07:03.836	
6 -	40.890	27.456	1:08.346 (3)	63.62	1.086	09:08:12.182	
7 -	39.815	27.445	1:07.260 (1)	64.65		09:09:19.442	
8 -	40.344	27.537	1:07.881 (2)	64.06	0.621	09:10:27.323	

P23 54 S		Ben SCOTT		Kawasaki Ninja 250 - GI Landscapes Vamptech			
IDEAL LAP TIME : 1:07.441		BEST LAP TIME : 1:07.908		DIFFERENCE : 0.467			
LAP	SECTOR 1	SECTOR 2	LAP TIME	MPH	DIFF	TIME OF DAY	
1 -	47.164	28.638	1:15.802	57.36	7.894	09:02:44.994	
2 -	43.847	28.161	1:12.008	60.39	4.100	09:03:57.002	
3 -	42.041	27.815	1:09.856 (3)	62.25	1.948	09:05:06.858	
4 -	40.769	27.139	1:07.908 (1)	64.03		09:06:14.766	
5 -	41.307	26.672	1:07.979 (2)	63.96	0.071	09:07:22.745	

P24 35 125F		Jay GILBERT		Suzuki Gsxr 125 - Open To Offers			
IDEAL LAP TIME : 1:07.787		BEST LAP TIME : 1:07.936		DIFFERENCE : 0.149			
LAP	SECTOR 1	SECTOR 2	LAP TIME	MPH	DIFF	TIME OF DAY	
1 -	45.519	30.058	1:15.577	57.53	7.641	09:02:15.928	
2 -	42.938	28.325	1:11.263	61.02	3.327	09:03:27.191	
3 -	41.979	28.185	1:10.164	61.97	2.228	09:04:37.355	
4 -	41.214	28.097	1:09.311	62.74	1.375	09:05:46.666	
5 -	40.945	27.719	1:08.664	63.33	0.728	09:06:55.330	
6 -	40.598	27.338	1:07.936 (1)	64.01		09:08:03.266	
7 -	40.449	27.974	1:08.423 (2)	63.55	0.487	09:09:11.689	
8 -	41.155	27.448	1:08.603 (3)	63.38	0.667	09:10:20.292	

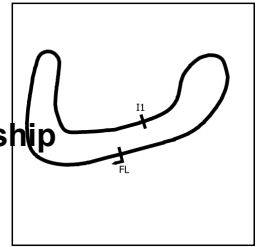
P25 173 80		David McGLONE		Derbi Gpr80 -			
IDEAL LAP TIME : 1:08.312		BEST LAP TIME : 1:08.312		DIFFERENCE : 0.000			
LAP	SECTOR 1	SECTOR 2	LAP TIME	MPH	DIFF	TIME OF DAY	
1 -	46.140	30.849	1:16.989	56.48	8.677	09:02:09.552	
2 -	43.941	29.450	1:13.391	59.25	5.079	09:03:22.943	
3 -	43.241	28.920	1:12.161	60.26	3.849	09:04:35.104	
4 -	42.081	28.096	1:10.177	61.96	1.865	09:05:45.281	
5 -	40.734	28.457	1:09.191 (3)	62.84	0.879	09:06:54.472	
6 -	42.025	28.223	1:10.248	61.90	1.936	09:08:04.720	
7 -	40.733	27.811	1:08.544 (2)	63.44	0.232	09:09:13.264	
8 -	40.708	27.604	1:08.312 (1)	63.65		09:10:21.576	

P26 24 125S		Morgan FULOP		Suzuki Gsxr - Katrina Upholstery			
IDEAL LAP TIME : 1:07.750		BEST LAP TIME : 1:08.386		DIFFERENCE : 0.636			
LAP	SECTOR 1	SECTOR 2	LAP TIME	MPH	DIFF	TIME OF DAY	
1 -	46.064	29.099	1:15.163	57.85	6.777	09:02:15.672	
2 -	42.709	28.308	1:11.017	61.23	2.631	09:03:26.689	
3 -	42.071	27.550	1:09.621	62.46	1.235	09:04:36.310	
4 -	41.839	28.144	1:09.983	62.13	1.597	09:05:46.293	
5 -	40.723	28.196	1:08.919	63.09	0.533	09:06:55.212	
6 -	40.927	27.526	1:08.453 (3)	63.52	0.067	09:08:03.665	
7 -	40.236	28.202	1:08.438 (2)	63.54	0.052	09:09:12.103	
8 -	40.872	27.514	1:08.386 (1)	63.58		09:10:20.489	

BMCRC - MRO Championships 2024 - Rnd 1 @ Brands Hatch Indy

ACU Team Green Junior Cup & Senior Ninja & JSS & ACU Lightweight Championship

QUALIFYING - SECTOR ANALYSIS



SECTOR 1 = FL to I1, SECTOR 2 = I1 to FL, DIFF = Difference To Personal Best Lap, P = Crossed Finish Line in Pit Lane, D = Time Disallowed

P27 31 125S Joel GREIG			Suzuki Gsxr125 - Parkway Express Couriers			
IDEAL LAP TIME : 1:09.249		BEST LAP TIME : 1:09.371		DIFFERENCE : 0.122		
LAP	SECTOR 1	SECTOR 2	LAP TIME	MPH	DIFF	TIME OF DAY
1 -	45.565	31.661	1:17.226	56.31	7.855	09:02:24.633
2 -	43.444	29.089	1:12.533	59.95	3.162	09:03:37.166
3 -	42.043	28.531	1:10.574	61.61	1.203	09:04:47.740
4 -	41.837	28.393	1:10.230	61.91	0.859	09:05:57.970
5 -	41.517	28.183	1:09.700 (3)	62.39	0.329	09:07:07.670
6 -	41.227	28.166	1:09.393 (2)	62.66	0.022	09:08:17.063
7 -	41.109	28.698	1:09.807	62.29	0.436	09:09:26.870
8 -	41.083	28.288	1:09.371 (1)	62.68		09:10:36.241

P28 157 125S Jez SCOTT			Suzuki 125 -			
IDEAL LAP TIME : 1:09.970		BEST LAP TIME : 1:10.202		DIFFERENCE : 0.232		
LAP	SECTOR 1	SECTOR 2	LAP TIME	MPH	DIFF	TIME OF DAY
1 -	OUTLAP	29.204	1:14.087	58.69	3.885	09:03:51.194
2 -	41.991	29.189	1:11.180	61.09	0.978	09:05:02.374
3 -	41.619	28.966	1:10.585 (2)	61.60	0.383	09:06:12.959
4 -	42.035	28.642	1:10.677 (3)	61.52	0.475	09:07:23.636
5 -	41.851	28.351	1:10.202 (1)	61.94		09:08:33.838
6 -	42.327	28.510	1:10.837	61.38	0.635	09:09:44.675
7 -	43.456	29.193	1:12.649	59.85	2.447	09:10:57.324

P29 133 80 William GREENWAY			Derbi Gpr 80 - Wyre Forest Motors			
IDEAL LAP TIME : 1:09.466		BEST LAP TIME : 1:10.259		DIFFERENCE : 0.793		
LAP	SECTOR 1	SECTOR 2	LAP TIME	MPH	DIFF	TIME OF DAY
1 -	OUTLAP	29.228	1:15.858	57.32	5.599	09:03:58.006
2 -	45.206	28.752	1:13.958	58.79	3.699	09:05:11.964
3 -	43.191	28.584	1:11.775	60.58	1.516	09:06:23.739
4 -	43.290	28.699	1:11.989	60.40	1.730	09:07:35.728
5 -	42.172	29.450	1:11.622 (3)	60.71	1.363	09:08:47.350
6 -	41.389	29.064	1:10.453 (2)	61.72	0.194	09:09:57.803
7 -	42.182	28.077	1:10.259 (1)	61.89		09:11:08.062

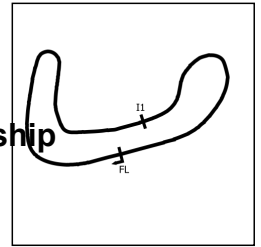
P30 26 J Brooke CHAMPION			Kawasaki 300 Ninja -			
IDEAL LAP TIME : 1:10.350		BEST LAP TIME : 1:10.350		DIFFERENCE : 0.000		
LAP	SECTOR 1	SECTOR 2	LAP TIME	MPH	DIFF	TIME OF DAY
1 -	51.891	31.342	1:23.233	52.24	12.883	09:02:37.381
2 -	46.181	29.615	1:15.796	57.37	5.446	09:03:53.177
3 -	45.924	30.210	1:16.134	57.11	5.784	09:05:09.311
4 -	44.242	28.420	1:12.662	59.84	2.312	09:06:21.973
5 -	43.452	28.055	1:11.507 (3)	60.81	1.157	09:07:33.480
6 -	43.579	28.105	1:11.684	60.66	1.334	09:08:45.164
7 -	42.699	28.176	1:10.875 (2)	61.35	0.525	09:09:56.039
8 -	42.614	27.736	1:10.350 (1)	61.81		09:11:06.389

P31 36 125S Joey DRAPER			Honda Cbr125 -			
IDEAL LAP TIME : 1:10.183		BEST LAP TIME : 1:10.641		DIFFERENCE : 0.458		
LAP	SECTOR 1	SECTOR 2	LAP TIME	MPH	DIFF	TIME OF DAY
1 -	47.556	30.332	1:17.888	55.83	7.247	09:02:11.043
2 -	45.213	28.964	1:14.177	58.62	3.536	09:03:25.220
3 -	43.588	28.412	1:12.000	60.39	1.359	09:04:37.220
4 -	42.366	28.564	1:10.930 (2)	61.30	0.289	09:05:48.150
5 -	42.735	29.317	1:12.052	60.35	1.411	09:07:00.202
6 -	43.171	29.046	1:12.217	60.21	1.576	09:08:12.419
7 -	41.771	28.870	1:10.641 (1)	61.55		09:09:23.060
8 -	42.571	28.579	1:11.150 (3)	61.11	0.509	09:10:34.210

BMCRC - MRO Championships 2024 - Rnd 1 @ Brands Hatch Indy

ACU Team Green Junior Cup & Senior Ninja & JSS & ACU Lightweight Championship

QUALIFYING - SECTOR ANALYSIS



SECTOR 1 = FL to I1, SECTOR 2 = I1 to FL, DIFF = Difference To Personal Best Lap, P = Crossed Finish Line in Pit Lane, D = Time Disallowed

P32 909		James WOODROFFE		Suzuki Gsxr 125 -			
IDEAL LAP TIME : 1:11.336		BEST LAP TIME : 1:11.336		DIFFERENCE : 0.000			
LAP	SECTOR 1	SECTOR 2	LAP TIME	MPH	DIFF	TIME OF DAY	
1 -	47.814	30.907	1:18.721	55.24	7.385	09:02:10.951	
2 -	45.016	29.136	1:14.152 (3)	58.64	2.816	09:03:25.103	
3 -	45.098	28.448	1:13.546 (2)	59.12	2.210	09:04:38.649	
4 -	42.906	28.430	1:11.336 (1)	60.95		09:05:49.985	

P33 517 125S		Max WILSON		Honda Cbr1254 - RWBS Ltd			
IDEAL LAP TIME : 1:11.422		BEST LAP TIME : 1:11.481		DIFFERENCE : 0.059			
LAP	SECTOR 1	SECTOR 2	LAP TIME	MPH	DIFF	TIME OF DAY	
1 -	48.528	31.390	1:19.918	54.41	8.437	09:02:26.954	
2 -	46.232	31.566	1:17.798	55.89	6.317	09:03:44.752	
3 -	43.284	29.426	1:12.710	59.80	1.229	09:04:57.462	
4 -	43.160	29.280	1:12.440	60.03	0.959	09:06:09.902	
5 -	42.676	29.440	1:12.116 (3)	60.30	0.635	09:07:22.018	
6 -	42.262	29.522	1:11.784 (2)	60.57	0.303	09:08:33.802	
7 -	43.654	30.696	1:14.350	58.48	2.869	09:09:48.152	
8 -	42.321	29.160	1:11.481 (1)	60.83		09:10:59.633	

P34 197 125S		Alison SCOTT		Suzuki Gsxr 125 -			
IDEAL LAP TIME : 1:13.097		BEST LAP TIME : 1:13.107		DIFFERENCE : 0.010			
LAP	SECTOR 1	SECTOR 2	LAP TIME	MPH	DIFF	TIME OF DAY	
1 -	47.227	29.909	1:17.136	56.37	4.029	09:02:15.517	
2 -	46.144	30.039	1:16.183	57.08	3.076	09:03:31.700	
3 -	44.792	29.642	1:14.434	58.42	1.327	09:04:46.134	
4 -	43.949	29.158	1:13.107 (1)	59.48		09:05:59.241	
5 -	44.646	29.624	1:14.270	58.55	1.163	09:07:13.511	
6 -	44.532	29.606	1:14.138 (2)	58.65	1.031	09:08:27.649	
7 -	45.384	29.705	1:15.089	57.91	1.982	09:09:42.738	
8 -	45.083	29.148	1:14.231 (3)	58.58	1.124	09:10:56.969	

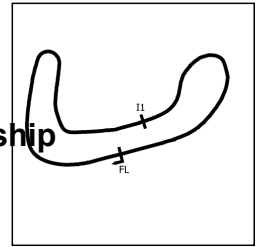
P35 999		Jim DALTON		Honda Nd4 -			
IDEAL LAP TIME : 1:15.149		BEST LAP TIME : 1:15.227		DIFFERENCE : 0.078			
LAP	SECTOR 1	SECTOR 2	LAP TIME	MPH	DIFF	TIME OF DAY	
1 -	48.757	31.081	1:19.838	54.46	4.611	09:02:44.636	
2 -	48.405	30.336	1:18.741	55.22	3.514	09:04:03.377	
3 -	45.913	30.243	1:16.156	57.10	0.929	09:05:19.533	
4 -	45.182	30.045	1:15.227 (1)	57.80		09:06:34.760	
5 -	47.019	31.426	1:18.445	55.43	3.218	09:07:53.205	
6 -	45.483	30.074	1:15.557 (2)	57.55	0.330	09:09:08.762	
7 -	45.706	29.967	1:15.673 (3)	57.46	0.446	09:10:24.435	

P36 13 125S		Nathan STOCKTON		Suzuki Gsxr 125 - Chapmans Refrigeration			
IDEAL LAP TIME : 1:15.284		BEST LAP TIME : 1:15.500		DIFFERENCE : 0.216			
LAP	SECTOR 1	SECTOR 2	LAP TIME	MPH	DIFF	TIME OF DAY	
1 -	51.105	33.172	1:24.277	51.59	8.777	09:02:25.098	
2 -	47.492	31.718	1:19.210	54.89	3.710	09:03:44.308	
3 -	46.252	31.050	1:17.302	56.25	1.802	09:05:01.610	
4 -	45.521	30.866	1:16.387	56.92	0.887	09:06:17.997	
5 -	45.909	30.522	1:16.431	56.89	0.931	09:07:34.428	
6 -	45.121	30.394	1:15.515 (2)	57.58	0.015	09:08:49.943	
7 -	45.325	30.175	1:15.500 (1)	57.59		09:10:05.443	
8 -	45.109	30.489	1:15.598 (3)	57.52	0.098	09:11:21.041	

BMCRC - MRO Championships 2024 - Rnd 1 @ Brands Hatch Indy

ACU Team Green Junior Cup & Senior Ninja & JSS & ACU Lightweight Championship

QUALIFYING - SECTOR ANALYSIS



SECTOR 1 = FL to I1, SECTOR 2 = I1 to FL, DIFF = Difference To Personal Best Lap, P = Crossed Finish Line in Pit Lane, D = Time Disallowed

P37 57 S		Richard BUCKHAM		Kawasaki Ninja 400 -		
IDEAL LAP TIME : 1:19.419		BEST LAP TIME : 1:19.545		DIFFERENCE : 0.126		
LAP	SECTOR 1	SECTOR 2	LAP TIME	MPH	DIFF	TIME OF DAY
1 -	50.236	32.045	1:22.281 (2)	52.85	2.736	09:02:51.066
2 -	48.810	30.735	1:19.545 (1)	54.66		09:04:10.611

P38 98 125S		Alexander PARKIN		Aprilia Rs4 125 - Mechanic 2u		
IDEAL LAP TIME : 1:20.122		BEST LAP TIME : 1:20.358		DIFFERENCE : 0.236		
LAP	SECTOR 1	SECTOR 2	LAP TIME	MPH	DIFF	TIME OF DAY
1 -	51.717	33.623	1:25.340	50.95	4.982	09:02:26.271
2 -	49.433	32.752	1:22.185	52.91	1.827	09:03:48.456
3 -	50.142	33.148	1:23.290	52.21	2.932	09:05:11.746
4 -	48.941	32.081	1:21.022	53.67	0.664	09:06:32.768
5 -	48.907	31.710	1:20.617 (3)	53.94	0.259	09:07:53.385
6 -	48.702	31.819	1:20.521 (2)	54.00	0.163	09:09:13.906
7 -	48.412	31.946	1:20.358 (1)	54.11		09:10:34.264

P39 69 50		Brett MOOR		Derbi Gpr50 - NJS Racing		
IDEAL LAP TIME :		BEST LAP TIME : 1:25.383		DIFFERENCE :		
LAP	SECTOR 1	SECTOR 2	LAP TIME	MPH	DIFF	TIME OF DAY
1 -			1:25.383 (1)	50.93		09:02:42.462
2 -			1:28.231 (2)	49.28	2.848	09:04:10.693

BMCRC - MRO Championships 2024 - Rnd 1 @ Brands Hatch Indy

ACU Team Green Junior Cup & Senior Ninja & JSS & ACU Lightweight Championship

QUALIFYING - BEST SECTORS

SECTOR 1				SECTOR 2				IDEAL / BEST COMPARISON				
POS	NO	NAME	TIME	NO	NAME	TIME	POS	NO	NAME	IDEAL	BEST	DIFF
									PERFECT LAP	58.194		
1	1	ATKINSON	34.772	16	LAYTON	23.422	1	1	ATKINSON	58.237	58.237	0.000
2	16	LAYTON	34.921	1	ATKINSON	23.465	2	16	LAYTON	58.343	58.807	0.464
3	76	WILKINSON	35.010	134	SKAYMAN	23.695	3	134	SKAYMAN	58.802	58.966	0.164
4	134	SKAYMAN	35.107	2	WATT	23.805	4	76	WILKINSON	58.839	58.839	0.000
5	2	WATT	35.177	76	WILKINSON	23.829	5	2	WATT	58.982	59.207	0.225
6	45	MACKENZIE	35.947	81	SIMS	24.056	6	45	MACKENZIE	1:00.341	1:00.341	0.000
7	17	BUSA	36.261	175	LILLY	24.235	7	175	LILLY	1:00.607	1:01.106	0.499
8	175	LILLY	36.372	45	MACKENZIE	24.394	8	81	SIMS	1:00.631	1:00.631	0.000
9	81	SIMS	36.575	17	BUSA	24.442	9	17	BUSA	1:00.703	1:00.805	0.102
10	27	BROWN	37.030	27	BROWN	24.512	10	27	BROWN	1:01.542	1:01.564	0.022
11	6	BUSA	37.333	43	SWARBRICK	24.515	11	7	ROOKER	1:02.114	1:02.284	0.170
12	85	WALES	37.415	7	ROOKER	24.621	12	43	SWARBRICK	1:02.123	1:02.814	0.691
13	7	ROOKER	37.493	87	ATKINSON	24.695	13	87	ATKINSON	1:02.345	1:02.383	0.038
14	43	SWARBRICK	37.608	12	RAMSEY	24.896	14	6	BUSA	1:02.672	1:02.672	0.000
15	87	ATKINSON	37.650	6	BUSA	25.339	15	85	WALES	1:02.826	1:02.852	0.026
16	12	RAMSEY	37.957	85	WALES	25.411	16	12	RAMSEY	1:02.853	1:02.853	0.000
17	21	MONAGHAN	38.410	4	FRANKLIN	25.658	17	4	FRANKLIN	1:04.103	1:04.103	0.000
18	4	FRANKLIN	38.445	33	KLINGE	26.006	18	21	MONAGHAN	1:05.018	1:05.375	0.357
19	44	CORREIA	38.927	44	CORREIA	26.126	19	44	CORREIA	1:05.053	1:05.066	0.013
20	75	GREASLEY	39.541	75	GREASLEY	26.207	20	75	GREASLEY	1:05.748	1:05.748	0.000
21	53	CHAMBERS	39.815	21	MONAGHAN	26.608	21	33	KLINGE	1:06.616	1:06.616	0.000
22	24	FULOP	40.236	54	SCOTT	26.672	22	53	CHAMBERS	1:07.260	1:07.260	0.000
23	35	GILBERT	40.449	35	GILBERT	27.338	23	54	SCOTT	1:07.441	1:07.908	0.467
24	33	KLINGE	40.610	53	CHAMBERS	27.445	24	24	FULOP	1:07.750	1:08.386	0.636
25	173	McGLONE	40.708	24	FULOP	27.514	25	35	GILBERT	1:07.787	1:07.936	0.149
26	54	SCOTT	40.769	173	McGLONE	27.604	26	173	McGLONE	1:08.312	1:08.312	0.000
27	31	GREIG	41.083	26	CHAMPION	27.736	27	31	GREIG	1:09.249	1:09.371	0.122
28	133	GREENWAY	41.389	133	GREENWAY	28.077	28	133	GREENWAY	1:09.466	1:10.259	0.793
29	157	SCOTT	41.619	31	GREIG	28.166	29	157	SCOTT	1:09.970	1:10.202	0.232
30	36	DRAPER	41.771	157	SCOTT	28.351	30	36	DRAPER	1:10.183	1:10.641	0.458
31	517	WILSON	42.262	36	DRAPER	28.412	31	26	CHAMPION	1:10.350	1:10.350	0.000
32	26	CHAMPION	42.614	909	WOODROFFE	28.430	32	909	WOODROFFE	1:11.336	1:11.336	0.000
33	909	WOODROFFE	42.906	197	SCOTT	29.148	33	517	WILSON	1:11.422	1:11.481	0.059
34	197	SCOTT	43.949	517	WILSON	29.160	34	197	SCOTT	1:13.097	1:13.107	0.010
35	13	STOCKTON	45.109	999	DALTON	29.967	35	999	DALTON	1:15.149	1:15.227	0.078
36	999	DALTON	45.182	13	STOCKTON	30.175	36	13	STOCKTON	1:15.284	1:15.500	0.216
37	98	PARKIN	48.412	57	BUCKHAM	30.735	37	57	BUCKHAM	1:19.419	1:19.545	0.126
38	57	BUCKHAM	48.684	98	PARKIN	31.710	38	98	PARKIN	1:20.122	1:20.358	0.236
39	158	LIVESEY	51.935				39	69	MOOR		1:25.383	
40												

BMCRC - MRO Championships 2024 - Rnd 1 @ Brands Hatch Indy

ACU Team Green Junior Cup & Senior Ninja & JSS & ACU Lightweight Championship

QUALIFYING - STATISTICS

Competitors Started 40
Planned Start 2024-03-16 @ 09:00:00.000
Actual Start 2024-03-16 @ 09:00:11.066
Finish Time 2024-03-16 @ 09:10:11.179
Track Length 1.2079mi.
Total Laps 309
Total Distance Covered 373.2551mi.

Session Fastest Lap History

NO	CL	NAME	LAP TIME	TIME OF DAY	LAP	VEHICLE
134	J	Toby SKAYMAN	1:02.008	09:01:44.946	1	Kawasaki Ex300
134	J	Toby SKAYMAN	1:00.547	09:02:45.493	2	Kawasaki Ex300
1	S	Phil ATKINSON	1:00.428	09:02:46.724	2	Kawasaki Ninja 400
134	J	Toby SKAYMAN	59.071	09:04:46.827	4	Kawasaki Ex300
1	S	Phil ATKINSON	59.021	09:05:45.995	5	Kawasaki Ninja 400
1	S	Phil ATKINSON	58.237	09:06:44.231	6	Kawasaki Ninja 400

Flag History

TYPE	TIME OF DAY
GREEN	09:00:11.066
FINISH	09:10:11.179

Flag Statistics

TYPE	COUNT	TOTAL LAPS	TOTAL TIME
Green	1	10	11:20.759
Red	0	0	0.000
Safety Car	0	0	0.000
FCY	0	0	0.000

BMCRC - MRO Championships 2024 - Rnd 1 @ Brands Hatch Indy

ACU Team Green Junior Cup & Senior Ninja & JSS & ACU Lightweight Championship

QUALIFYING - STATISTICS

CLASS : S

9 Starters

Fastest Lap History

NO	NAME	LAP TIME	TIME OF DAY	LAP	VEHICLE
1	Phil ATKINSON	1:03.325	09:01:46.296	1	Kawasaki Ninja 400
1	Phil ATKINSON	1:00.428	09:02:46.724	2	Kawasaki Ninja 400
1	Phil ATKINSON	59.132	09:04:46.973	4	Kawasaki Ninja 400
1	Phil ATKINSON	59.021	09:05:45.995	5	Kawasaki Ninja 400
1	Phil ATKINSON	58.237	09:06:44.231	6	Kawasaki Ninja 400

BMCRC - MRO Championships 2024 - Rnd 1 @ Brands Hatch Indy

ACU Team Green Junior Cup & Senior Ninja & JSS & ACU Lightweight Championship

QUALIFYING - STATISTICS

CLASS : J

13 Starters

Fastest Lap History

NO	NAME	LAP TIME	TIME OF DAY	LAP	VEHICLE
134	Toby SKAYMAN	1:02.008	09:01:44.946	1	Kawasaki Ex300
134	Toby SKAYMAN	1:00.547	09:02:45.493	2	Kawasaki Ex300
134	Toby SKAYMAN	59.071	09:04:46.827	4	Kawasaki Ex300
134	Toby SKAYMAN	58.966	09:07:44.518	7	Kawasaki Ex300
16	Aleisha LAYTON	58.807	09:09:01.527	8	Kawasaki Ninja 400

BMCRC - MRO Championships 2024 - Rnd 1 @ Brands Hatch Indy

ACU Team Green Junior Cup & Senior Ninja & JSS & ACU Lightweight Championship

QUALIFYING - STATISTICS

CLASS : JSS

1 Starters

Fastest Lap History

NO	NAME	LAP TIME	TIME OF DAY	LAP	VEHICLE
175	Aaron LILLY	1:15.453	09:02:21.322	1	Kawasaki Ex400
175	Aaron LILLY	1:07.477	09:03:28.799	2	Kawasaki Ex400
175	Aaron LILLY	1:06.561	09:04:35.357	3	Kawasaki Ex400
175	Aaron LILLY	1:03.457	09:05:38.814	4	Kawasaki Ex400
175	Aaron LILLY	1:01.977	09:06:40.791	5	Kawasaki Ex400
175	Aaron LILLY	1:01.284	09:08:44.892	7	Kawasaki Ex400
175	Aaron LILLY	1:01.106	09:09:45.997	8	Kawasaki Ex400

BMCRC - MRO Championships 2024 - Rnd 1 @ Brands Hatch Indy

ACU Team Green Junior Cup & Senior Ninja & JSS & ACU Lightweight Championship

QUALIFYING - STATISTICS

CLASS :

3 Starters

Fastest Lap History

NO	NAME	LAP TIME	TIME OF DAY	LAP	VEHICLE
909	James WOODROFFE	1:18.721	09:02:10.968	1	Suzuki Gsxr 125
53	Max CHAMBERS	1:17.047	09:02:24.777	1	Suzuki Gsxr 125
909	James WOODROFFE	1:14.152	09:03:25.119	2	Suzuki Gsxr 125
53	Max CHAMBERS	1:12.520	09:03:37.260	2	Suzuki Gsxr 125
53	Max CHAMBERS	1:08.906	09:04:46.179	3	Suzuki Gsxr 125
53	Max CHAMBERS	1:08.576	09:07:03.860	5	Suzuki Gsxr 125
53	Max CHAMBERS	1:08.346	09:08:12.207	6	Suzuki Gsxr 125
53	Max CHAMBERS	1:07.260	09:09:19.466	7	Suzuki Gsxr 125

BMCRC - MRO Championships 2024 - Rnd 1 @ Brands Hatch Indy

ACU Team Green Junior Cup & Senior Ninja & JSS & ACU Lightweight Championship

QUALIFYING - STATISTICS

CLASS : 50

2 Starters

Fastest Lap History

NO	NAME	LAP TIME	TIME OF DAY	LAP	VEHICLE
69	Brett MOOR	1:25.383	09:02:42.462	1	Derbi Gpr50
21	Owen MONAGHAN	1:09.596	09:05:00.269	2	Rlt Honda/Kriedler/Ktm
21	Owen MONAGHAN	1:07.768	09:06:08.037	3	Rlt Honda/Kriedler/Ktm
21	Owen MONAGHAN	1:06.640	09:07:14.678	4	Rlt Honda/Kriedler/Ktm
21	Owen MONAGHAN	1:05.458	09:09:26.780	6	Rlt Honda/Kriedler/Ktm
21	Owen MONAGHAN	1:05.375	09:10:32.154	7	Rlt Honda/Kriedler/Ktm

BMCRC - MRO Championships 2024 - Rnd 1 @ Brands Hatch Indy

ACU Team Green Junior Cup & Senior Ninja & JSS & ACU Lightweight Championship

QUALIFYING - STATISTICS

CLASS : 125S

9 Starters

Fastest Lap History

NO	NAME	LAP TIME	TIME OF DAY	LAP	VEHICLE
36	Joey DRAPER	1:17.888	09:02:11.057	1	Honda Cbr125
197	Alison SCOTT	1:17.136	09:02:15.530	1	Suzuki Gsxr 125
24	Morgan FULOP	1:15.163	09:02:15.683	1	Suzuki Gsxr
36	Joey DRAPER	1:14.177	09:03:25.237	2	Honda Cbr125
24	Morgan FULOP	1:11.017	09:03:26.701	2	Suzuki Gsxr
24	Morgan FULOP	1:09.621	09:04:36.321	3	Suzuki Gsxr
24	Morgan FULOP	1:08.919	09:06:55.224	5	Suzuki Gsxr
24	Morgan FULOP	1:08.453	09:08:03.677	6	Suzuki Gsxr
24	Morgan FULOP	1:08.438	09:09:12.114	7	Suzuki Gsxr
24	Morgan FULOP	1:08.386	09:10:20.501	8	Suzuki Gsxr

BMCRC - MRO Championships 2024 - Rnd 1 @ Brands Hatch Indy

ACU Team Green Junior Cup & Senior Ninja & JSS & ACU Lightweight Championship

QUALIFYING - STATISTICS

CLASS : 125F

1 Starters

Fastest Lap History

NO	NAME	LAP TIME	TIME OF DAY	LAP	VEHICLE
35	Jay GILBERT	1:15.577	09:02:15.940	1	Suzuki Gsxr 125
35	Jay GILBERT	1:11.263	09:03:27.202	2	Suzuki Gsxr 125
35	Jay GILBERT	1:10.164	09:04:37.368	3	Suzuki Gsxr 125
35	Jay GILBERT	1:09.311	09:05:46.677	4	Suzuki Gsxr 125
35	Jay GILBERT	1:08.664	09:06:55.341	5	Suzuki Gsxr 125
35	Jay GILBERT	1:07.936	09:08:03.277	6	Suzuki Gsxr 125

BMCRC - MRO Championships 2024 - Rnd 1 @ Brands Hatch Indy

ACU Team Green Junior Cup & Senior Ninja & JSS & ACU Lightweight Championship

QUALIFYING - STATISTICS

CLASS : 80

2 Starters

Fastest Lap History

NO	NAME	LAP TIME	TIME OF DAY	LAP	VEHICLE
173	David McGLONE	1:16.989	09:02:09.565	1	Derbi Gpr80
173	David McGLONE	1:13.391	09:03:22.956	2	Derbi Gpr80
173	David McGLONE	1:12.161	09:04:35.117	3	Derbi Gpr80
173	David McGLONE	1:10.177	09:05:45.293	4	Derbi Gpr80
173	David McGLONE	1:09.191	09:06:54.485	5	Derbi Gpr80
173	David McGLONE	1:08.544	09:09:13.276	7	Derbi Gpr80
173	David McGLONE	1:08.312	09:10:21.588	8	Derbi Gpr80



BMCRC - MRO Championships 2024 - Rnd 1 @ Brands Hatch Indy

ACU Team Green Junior Cup & Senior Ninja & JSS & ACU Lightweight Championship

RACE 1 - GRID (9 Laps)

ROW 15	1		44	158	Paul LIVESEY	43	69	1:25.383	Brett MOOR			
ROW 14	42	98	1:20.358	Alexander PARKIN	41	13	1:15.500	Nathan STOCKTON	40	999	1:15.227	Jim DALTON
ROW 13	39	197	1:13.107	Alison SCOTT	38	517	1:11.481	Max WILSON	37	909	1:11.336	James WOODROFFE
ROW 12	36	36	1:10.641	Joey DRAPER	35	133	1:10.259	William GREENWAY	34	157	1:10.202	Jez SCOTT
ROW 11	33	31	1:09.371	Joel GREIG	32	24	1:08.386	Morgan FULOP	31	173	1:08.312	David McGLONE
ROW 10	30	35	1:07.936	Jay GILBERT	29	53	1:07.260	Max CHAMBERS	28	21	1:05.375	Owen MONAGHAN
ROW 9	27				26				25			
ROW 8	24				23	57	1:19.545	Richard BUCKHAM	22	26	1:10.350	Brooke CHAMPION
ROW 7	21	54	1:07.908	Ben SCOTT	20	33	1:06.616	Patrick KLINGE	19	75	1:05.748	Mason GREASLEY
ROW 6	18	44	1:05.066	Joshua CORREIA	17	4	1:04.103	Nigel FRANKLIN	16	12	1:02.853	Kees RAMSEY
ROW 5	15	85	1:02.852	Andrew WALES	14	43	1:02.814	Mark SWARBRICK	13	6	1:02.672	Kian BUSA
ROW 4	12	87	1:02.383	Sam ATKINSON	11	7	1:02.284	Travis ROOKER	10	27	1:01.564	Ben BROWN
ROW 3	9	175	1:01.106	Aaron LILLY	8	17	1:00.805	Daryn BUSA	7	81	1:00.631	Ollie SIMS
ROW 2	6	45	1:00.341	Marley MACKENZIE	5	2	59.207	Kade WATT	4	134	58.966	Toby SKAYMAN
ROW 1	3	76	58.839	Luca WILKINSON	2	16	58.807	Aleisha LAYTON	1	1	58.237	Phil ATKINSON

Pole



These results are provisional until the conclusion of any judicial and technical matters.

Brands Hatch Indy: 1.2079 miles

Clerk Of Course:	Stewards:	Timekeeper:	<i>Craig Smith</i>	
------------------	-----------	-------------	--------------------	--

Results can be found at www.tsl-timing.com

Printed - 10:11 Saturday, 16 March 2024





BMCRC - MRO Championships 2024 - Rnd 1 @ Brands Hatch Indy

ACU Team Green Junior Cup & Senior Ninja & JSS & ACU Lightweight Championship

RACE 1 - CLASSIFICATION

Race Distance: 9 Laps / 10.87 miles

POS	NO	CL	PIC	NAME	ENTRY	LAPS	TIME	GAP	DIFF	MPH	BEST	ON	GRD	↑↓
1	1	S	1	Phil ATKINSON	Kawasaki Ninja 400 - Rose MOT/Q Oil Treatments	9	8:38.525			75.47	56.377	2	1	0
2	76	J	1	Luca WILKINSON	Kawasaki Ninja400 - RD Racing	9	8:49.851	11.326	11.326	73.86	57.056	9	3	1
3	2	J	2	Kade WATT	Kawasaki Ninja 400 - 3D Racing	9	8:50.126	11.601	0.275	73.82	57.360	8	5	2
4	16	J	3	Aleisha LAYTON	Kawasaki Ninja 400 -	9	8:50.268	11.743	0.142	73.80	57.084	8	2	-2
5	27	S	2	Ben BROWN	Kawasaki Ninja - Hunts Motorcycles	9	8:50.487	11.962	0.219	73.77	57.117	9	10	5
6	134	J	4	Toby SKAYMAN	Kawasaki Ex300 - D & A Home Solutions	9	8:51.223	12.698	0.736	73.67	57.806	9	4	-2
7	45	J	5	Marley MACKENZIE	Kawasaki Ninja - Kirkcaldy Kawasaki, Elpm	9	8:51.595	13.070	0.372	73.62	57.639	8	6	-1
8	7	J	6	Travis ROOKER	Kawasaki Ninja 400 - Swedish Car Connection	9	8:58.275	19.750	6.680	72.70	57.578	8	11	3
9	75	J	7	Mason GREASLEY	Kawasaki Ninja 300 - Frame Fast	9	9:03.534	25.009	5.259	72.00	58.616	8	19	10
10	81	J	8	Ollie SIMS	Kawasaki Ninja 400 - Motorbodies Weston Ltd	9	9:05.754	27.229	2.220	71.71	58.881	9	7	-3
11	17	S	3	Daryn BUSA	Kawasaki Ninja 400 -	9	9:05.959	27.434	0.205	71.68	58.786	9	8	-3
12	43	S	4	Mark SWARBRICK	Kawasaki Ninja 400 -	9	9:10.128	31.603	4.169	71.14	59.638	6	14	2
13	85	S	5	Andrew WALES	Kawasaki Ninja 300 - Show Control International	9	9:12.554	34.029	2.426	70.82	59.709	8	15	2
14	12	J	9	Kees RAMSEY	Kawasaki Ninja 400cc -	9	9:14.999	36.474	2.445	70.51	1:00.195	9	16	2
15	87	J	10	Sam ATKINSON	Kawasaki - Major Heat	9	9:15.059	36.534	0.060	70.51	59.964	9	12	-3
16	6	J	11	Kian BUSA	Kawasaki Ninja 400 -	9	9:22.583	44.058	7.524	69.56	1:00.981	9	13	-3
17	54	S	6	Ben SCOTT	Kawasaki Ninja 250 - GI Landscapes Vamptech	9	9:38.824	1:00.299	16.241	67.61	1:02.339	8	21	4
18	4	S	7	Nigel FRANKLIN	Kawasaki Ninja - Nigel Franklin	8	8:45.602	1 Lap	1 Lap	66.18	1:04.293	8	17	-1
19	33	J	12	Patrick KLINGE	Kawasaki Ninja 400 - Klingklong Racing	8	8:47.494	1 Lap	1.892	65.95	1:04.627	3	20	1
20	26	J	13	Brooke CHAMPION	Kawasaki 300 Ninja -	8	9:12.371	1 Lap	24.877	62.98	1:05.304	8	22	2
21	35	125F	1	Jay GILBERT	Suzuki Gsxr 125 - Open To Offers	8	9:21.427	1 Lap	9.056	61.96	1:05.215	7	26	5
22	24	125S	1	Morgan FULOP	Suzuki Gsxr - Katrina Upholstery	8	9:21.602	1 Lap	0.175	61.94	1:05.217	7	28	6
23	53		1	Max CHAMBERS	Suzuki Gsxr 125 - Ride Fr33	8	9:21.626	1 Lap	0.024	61.94	1:04.829	7	25	2
24	158	125S	2	Paul LIVESEY	Suzuki Gsxr 125 -	8	9:31.808	1 Lap	10.182	60.83	1:06.618	3	40	16
25	133	80	1	William GREENWAY	Derbi Gpr 80 - Wyre Forest Motors	7	8:39.448	2 Laps	1 Lap	58.60	1:08.713	7	31	6
26	36	125S	3	Joey DRAPER	Honda Cbr125 -	7	8:48.387	2 Laps	8.939	57.60	1:09.411	3	32	6
27	909		2	James WOODROFFE	Suzuki Gsxr 125 -	7	8:48.408	2 Laps	0.021	57.60	1:09.769	2	33	6
28	197	125S	4	Alison SCOTT	Suzuki Gsxr 125 -	7	8:58.959	2 Laps	10.551	56.47	1:11.674	5	35	7
29	13	125S	5	Nathan STOCKTON	Suzuki Gsxr 125 - Chapmans Refrigeration	7	9:04.321	2 Laps	5.362	55.92	1:12.277	6	37	8
30	999*		3	Jim DALTON	Honda Nd4 -	7	9:29.769	2 Laps	25.448	53.42	1:15.306	3	36	6
31	98	125S	6	Alexander PARKIN	Aprilia Rs4 125 - Mechanic 2u	6	8:42.938	3 Laps	1 Lap	49.89	1:20.063	6	38	7

NOT CLASSIFIED

DNF	173	80		David McGLONE	Derbi Gpr80 -	6	7:08.326	3 Laps		60.91	1:05.741	2	27	
DNF	175	JSS		Aaron LILLY	Kawasaki Ex400 - Aaron Lilly Racing	5	4:52.917	4 Laps	1 Lap	74.22	57.180	2	9	
DNF	21	50		Owen MONAGHAN	Rlt Honda/Kriedler/Ktm - RLT Racing	3	3:42.615	6 Laps	2 Laps	58.60	1:02.711	2	24	
DNF	31	125S		Joel GREIG	Suzuki Gsxr125 - Parkway Express Couriers	3	3:53.622	6 Laps	11.007	55.84	1:06.387	3	29	
DNF	69*	50		Brett MOOR	Derbi Gpr50 - NJS Racing	2	2:57.633	7 Laps	1 Lap	48.96	1:11.154	2	39	
DNF	44	S		Joshua CORREIA	Kawasaki Ninja 300 - Alpha Racing	1	1:10.058	8 Laps	1 Lap	62.07			18	
DNF	517	125S		Max WILSON	Honda Cbr1254 - RWBS Ltd	0							34	

FASTEST LAP

1	S	Phil ATKINSON	Kawasaki Ninja 400 - Rose MOT/Q Oil Treatments	2	56.377	77.13 mph	124.13 kph
76	J	Luca WILKINSON	Kawasaki Ninja400 - RD Racing	9	57.056	76.21 mph	122.65 kph
175	JSS	Aaron LILLY	Kawasaki Ex400 - Aaron Lilly Racing	2	57.180	76.05 mph	122.39 kph
21	50	Owen MONAGHAN	Rlt Honda/Kriedler/Ktm - RLT Racing	2	1:02.711	69.34 mph	111.59 kph
53		Max CHAMBERS	Suzuki Gsxr 125 - Ride Fr33	7	1:04.829	67.07 mph	107.95 kph
35	125F	Jay GILBERT	Suzuki Gsxr 125 - Open To Offers	7	1:05.215	66.68 mph	107.31 kph
24	125S	Morgan FULOP	Suzuki Gsxr - Katrina Upholstery	7	1:05.217	66.67 mph	107.30 kph
173	80	David McGLONE	Derbi Gpr80 -	2	1:05.741	66.14 mph	106.45 kph

Comments:
* No. 69 & 999 - Please fit a working transponder

Class S - 92.5% of Race Speed = 69.80 mph
 Class J - 92.5% of Race Speed = 68.32 mph
 Class 125F - 92.5% of Race Speed = 57.31 mph
 Class 125S - 92.5% of Race Speed = 57.29 mph
 Class - 92.5% of Race Speed = 57.29 mph
 Class 80 - 92.5% of Race Speed = 54.20 mph

Judicial and technical matters.

Timekeeper:

Craig Smith



Date: 16/03/2024 Start: 11:14 Finish: 11:23
Brands Hatch Indy: 1.2079 miles

BMCRC - MRO Championships 2024 - Rnd 1 @ Brands Hatch Indy

ACU Team Green Junior Cup & Senior Ninja & JSS & ACU Lightweight Championship

RACE 1 - LAP CHART

LAP 1 @ 11:15:58.643

NO	BEHIND	LAP TIME
1		1:02.848
175	0.336	1:03.184
76	0.839	1:03.687
134	0.971	1:03.819
16	1.218	1:04.066
45	2.016	1:04.864
2	2.207	1:05.055
27	2.258	1:05.106
17	3.163	1:06.011
81	3.201	1:06.049
43	4.283	1:07.131
87	4.666	1:07.514
75	5.127	1:07.975
12	5.140	1:07.988
7	5.266	1:08.114
6	5.518	1:08.366
85	5.559	1:08.407
44	7.210	1:10.058
4	8.243	1:11.091
54	8.377	1:11.225
33	9.284	1:12.132
26	14.932	1:17.780
21	34.283	1:37.131
173	35.352	1:38.200
35	36.845	1:39.693
53	37.006	1:39.854
24	37.683	1:40.531
31	37.765	1:40.613
158	38.910	1:41.758
133	41.473	1:44.321
909	42.296	1:45.144
36	42.650	1:45.498
197	43.214	1:46.062
69	43.631	1:46.479
13	45.437	1:48.285
999	47.542	1:50.390
98	52.420	1:55.268

LAP 2 @ 11:16:55.020

NO	BEHIND	LAP TIME
1		56.377
175	1.139	57.180
134	2.852	58.258
76	2.975	58.513
16	3.107	58.266
2	3.478	57.648
27	3.978	58.097
45	4.138	58.499
81	6.389	59.565
17	6.774	59.988
43	7.802	59.896
7	8.499	59.610
75	8.952	1:00.202
12	10.090	1:01.327
87	10.439	1:02.150
6	11.056	1:01.915
85	11.101	1:01.919
54	16.190	1:04.190
4	16.209	1:04.343
33	17.609	1:04.702
26	27.981	1:09.426
21	40.617	1:02.711
173	44.716	1:05.741

LAP 3 @ 11:17:52.297

NO	BEHIND	LAP TIME
1		57.277
69	1 Lap	1:11.154
175	1.523	57.661
197	1 Lap	1:12.412
76	4.168	58.470
13	1 Lap	1:12.572
2	4.538	58.337
134	4.589	59.014
16	4.757	58.927
27	5.166	58.465
45	5.389	58.528
81	8.893	59.781
999	1 Lap	1:15.361
17	9.544	1:00.047
7	10.323	59.101
43	11.019	1:00.494
75	11.135	59.460
12	14.387	1:01.574
85	14.671	1:00.847
87	14.768	1:01.606
6	16.305	1:02.526
98	1 Lap	1:22.615
54	22.267	1:03.354
4	23.891	1:04.959
33	24.959	1:04.627
26	40.011	1:09.307
21	46.113	1:02.773
173	53.249	1:05.810
35	55.361	1:05.870
24	55.452	1:05.505
53	55.583	1:05.662

LAP 4 @ 11:18:49.046

NO	BEHIND	LAP TIME
1		56.749
31	1 Lap	1:06.387
158	1 Lap	1:06.618
175	2.074	57.300
76	5.655	58.236
2	7.000	59.211
134	7.098	59.258
27	7.099	58.682
16	7.209	59.201
45	7.219	58.579
133	1 Lap	1:08.907
909	1 Lap	1:10.592
36	1 Lap	1:09.411
17	12.629	59.834
7	12.686	59.112
81	13.089	1:00.945
75	14.269	59.883
43	15.239	1:00.969
197	1 Lap	1:12.276
85	18.197	1:00.275

LAP 5 @ 11:19:46.616

NO	BEHIND	LAP TIME
1		57.570
175	2.096	57.592
173	1 Lap	1:06.007
35	1 Lap	1:06.097
2	7.496	58.066
27	7.681	58.152
134	7.775	58.247
76	7.964	59.879
24	1 Lap	1:06.857
53	1 Lap	1:06.793
16	8.101	58.462
45	8.647	58.998
158	1 Lap	1:07.565
7	15.291	1:00.175
75	17.151	1:00.452
81	17.694	1:02.175
17	18.480	1:03.421
43	18.634	1:00.965
133	1 Lap	1:09.806
85	21.610	1:00.983
12	22.214	1:01.296
87	22.249	1:01.173
36	1 Lap	1:10.204
6	25.855	1:02.229
909	1 Lap	1:11.440
197	1 Lap	1:12.390
13	1 Lap	1:12.498
54	37.091	1:04.961
4	40.255	1:05.043
33	41.533	1:05.687
999	1 Lap	1:17.965

LAP 6 @ 11:20:43.592

NO	BEHIND	LAP TIME
1		56.976
26	1 Lap	1:07.463
27	9.438	58.733
134	9.554	58.755
2	9.589	59.069
16	9.905	58.780
76	9.987	58.999
45	10.324	58.653
173	1 Lap	1:06.606
98	2 Laps	1:22.505
7	16.622	58.307
35	1 Lap	1:06.896
24	1 Lap	1:06.086
53	1 Lap	1:06.102
75	19.205	59.030
81	20.387	59.669
17	21.123	59.619
43	21.296	59.638

LAP 7 @ 11:21:40.161

NO	BEHIND	LAP TIME
1		56.569
2	10.880	57.860
134	11.112	58.127
76	11.197	57.779
16	11.452	58.116
27	11.539	58.670
999	2 Laps	1:17.001
45	11.803	58.048
26	1 Lap	1:08.108
7	18.741	58.688
75	21.519	58.883
81	22.881	59.063
173	1 Lap	1:05.962
17	23.985	59.431
43	25.458	1:00.731
35	1 Lap	1:06.053
24	1 Lap	1:06.103
53	1 Lap	1:06.505
85	27.633	59.774
12	29.949	1:00.508
87	30.160	1:00.600
158	1 Lap	1:07.343
6	35.544	1:01.332
98	2 Laps	1:20.466
133	1 Lap	1:08.958
54	49.338	1:02.375
36	1 Lap	1:11.386
909	1 Lap	1:11.229

LAP 8 @ 11:22:37.068

NO	BEHIND	LAP TIME
1		56.907
4	1 Lap	1:05.175
33	1 Lap	1:05.132
197	2 Laps	1:12.264
13	2 Laps	1:12.277
2	11.333	57.360
76	11.522	57.232
16	11.629	57.084
27	12.097	57.465
134	12.144	57.939
45	12.535	57.639
7	19.412	57.578
75	23.228	58.616
81	25.600	59.626
26	1 Lap	1:07.311
17	25.900	58.822
43	28.254	59.703
85	30.435	59.709

LAP 9 @ 11:23:34.320

NO	BEHIND	LAP TIME
1		57.252
133	2 Laps	1:08.713
98	3 Laps	1:20.063
4	1 Lap	1:04.293
33	1 Lap	1:05.070
36	2 Laps	1:10.489
909	2 Laps	1:10.428
76	11.326	57.056
2	11.601	57.520
16	11.743	57.366
27	11.962	57.117
134	12.698	57.806
45	13.070	57.787
7	19.750	57.590
197	2 Laps	1:11.881
75	25.009	59.033
13	2 Laps	1:13.550
81	27.229	58.881
17	27.434	58.786
43	31.603	1:00.601
26	1 Lap	1:05.304
85	34.029	1:00.846
12	36.474	1:00.195
87	36.534	59.964
35	1 Lap	1:05.303
24	1 Lap	1:05.385
53	1 Lap	1:05.312
6	44.058	1:00.981
999	2 Laps	1:17.786
158	1 Lap	1:07.091
54	1:00.299	1:02.781

BMCRC - MRO Championships 2024 - Rnd 1 @ Brands Hatch Indy

ACU Team Green Junior Cup & Senior Ninja & JSS & ACU Lightweight Championship

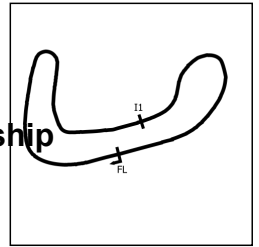
RACE 1 - POSITION CHART

No	Name	Lap Pos												
			1	2	3	4	5	6	7	8	9	10		
1	ATKINSON	1	1	1	1	1	1	1	1	1	1	1	1	1
16	LAYTON	2	175	175	175	175	175	27	2	2	2	76		
76	WILKINSON	3	76	134	76	76	2	134	134	76	2			
134	SKAYMAN	4	134	76	2	2	27	2	76	16	16			
2	WATT	5	16	16	134	134	134	16	16	27	27			
45	MACKENZIE	6	45	2	16	27	76	76	27	134	134			
81	SIMS	7	2	27	27	16	16	45	45	45	45			
17	BUSA	8	27	45	45	45	45	7	7	7	7			
175	LILLY	9	17	81	81	17	7	75	75	75	75			
27	BROWN	10	81	17	17	7	75	81	81	81	81			
7	ROOKER	11	43	43	7	81	81	17	17	17	17			
87	ATKINSON	12	87	7	43	75	17	43	43	43	43			
6	BUSA	13	75	75	75	43	43	85	85	85	85			
43	SWARBRICK	14	12	12	12	85	85	12	12	12	12			
85	WALES	15	7	87	85	12	12	87	87	87	87			
12	RAMSEY	16	6	6	87	87	87	6	6	6	6			
4	FRANKLIN	17	85	85	6	6	6	54	54	54	54			
44	CORREIA	18	44	54	54	54	54	4	4	4				
75	GREASLEY	19	4	4	4	4	4	33	33	33				
33	KLINGE	20	54	33	33	33	33	26	26	26				
54	SCOTT	21	33	26	26	26	26	173	35	35				
26	CHAMPION	22	26	21	21	173	173	35	24	24				
21	MONAGHAN	23	21	173	173	35	35	24	53	53				
53	CHAMBERS	24	173	35	35	24	24	53	158	158				
35	GILBERT	25	35	53	24	53	53	158	133					
173	McGLONE	26	53	24	53	158	158	133	36					
24	FULOP	27	24	31	31	133	133	36	909					
31	GREIG	28	31	158	158	36	36	909	197					
133	GREENWAY	29	158	133	133	909	909	197	13					
36	DRAPER	30	133	909	909	197	197	13	999					
909	WOODROFFE	31	909	36	36	13	13	999						
517	WILSON	32	36	69	197	999	999	98						
197	SCOTT	33	197	197	13	98	98							
999	DALTON	34	69	13	999									
13	STOCKTON	35	13	999	98									
98	PARKIN	36	999	98										
69	MOOR	37	98											
158	LIVESEY	38												

BMCRC - MRO Championships 2024 - Rnd 1 @ Brands Hatch Indy

ACU Team Green Junior Cup & Senior Ninja & JSS & ACU Lightweight Championship

RACE 1 - SECTOR ANALYSIS



SECTOR 1 = FL to I1, SECTOR 2 = I1 to FL, DIFF = Difference To Personal Best Lap, P = Crossed Finish Line in Pit Lane, D = Time Disallowed

P1		1 S		Phil ATKINSON		Kawasaki Ninja 400 - Rose MOT/Q Oil Treatments	
IDEAL LAP TIME : 56.377		BEST LAP TIME : 56.377		DIFFERENCE : 0.000			
LAP	SECTOR 1	SECTOR 2	LAP TIME	MPH	DIFF	TIME OF DAY	
1 -		23.077	1:02.848	69.19	6.471	11:15:58.643	
2 -	33.628	22.749	56.377 (1)	77.13		11:16:55.020	
3 -	34.218	23.059	57.277	75.92	0.900	11:17:52.297	
4 -	33.876	22.873	56.749 (3)	76.62	0.372	11:18:49.046	
5 -	34.696	22.874	57.570	75.53	1.193	11:19:46.616	
6 -	33.944	23.032	56.976	76.32	0.599	11:20:43.592	
7 -	33.643	22.926	56.569 (2)	76.87	0.192	11:21:40.161	
8 -	33.785	23.122	56.907	76.41	0.530	11:22:37.068	
9 -	33.966	23.286	57.252	75.95	0.875	11:23:34.320	

P2		76 J		Luca WILKINSON		Kawasaki Ninja400 - RD Racing	
IDEAL LAP TIME : 57.056		BEST LAP TIME : 57.056		DIFFERENCE : 0.000			
LAP	SECTOR 1	SECTOR 2	LAP TIME	MPH	DIFF	TIME OF DAY	
1 -		23.675	1:03.687	68.28	6.631	11:15:59.482	
2 -	35.123	23.390	58.513	74.31	1.457	11:16:57.995	
3 -	34.672	23.798	58.470	74.37	1.414	11:17:56.465	
4 -	34.771	23.465	58.236	74.67	1.180	11:18:54.701	
5 -	34.420	25.459	59.879	72.62	2.823	11:19:54.580	
6 -	35.490	23.509	58.999	73.70	1.943	11:20:53.579	
7 -	34.531	23.248	57.779 (3)	75.26	0.723	11:21:51.358	
8 -	34.149	23.083	57.232 (2)	75.98	0.176	11:22:48.590	
9 -	34.018	23.038	57.056 (1)	76.21		11:23:45.646	

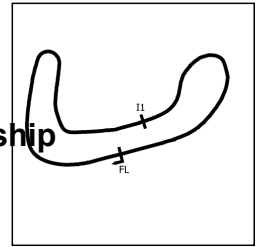
P3		2 J		Kade WATT		Kawasaki Ninja 400 - 3D Racing	
IDEAL LAP TIME : 57.112		BEST LAP TIME : 57.360		DIFFERENCE : 0.248			
LAP	SECTOR 1	SECTOR 2	LAP TIME	MPH	DIFF	TIME OF DAY	
1 -		23.970	1:05.055	66.84	7.695	11:16:00.850	
2 -	34.355	23.293	57.648 (3)	75.43	0.288	11:16:58.498	
3 -	34.786	23.551	58.337	74.54	0.977	11:17:56.835	
4 -	35.372	23.839	59.211	73.44	1.851	11:18:56.046	
5 -	34.422	23.644	58.066	74.89	0.706	11:19:54.112	
6 -	35.304	23.765	59.069	73.61	1.709	11:20:53.181	
7 -	34.454	23.406	57.860	75.15	0.500	11:21:51.041	
8 -	34.314	23.046	57.360 (1)	75.81		11:22:48.401	
9 -	34.722	22.798	57.520 (2)	75.60	0.160	11:23:45.921	

P4		16 J		Aleisha LAYTON		Kawasaki Ninja 400 -	
IDEAL LAP TIME : 57.084		BEST LAP TIME : 57.084		DIFFERENCE : 0.000			
LAP	SECTOR 1	SECTOR 2	LAP TIME	MPH	DIFF	TIME OF DAY	
1 -		23.206	1:04.066	67.87	6.982	11:15:59.861	
2 -	34.963	23.303	58.266	74.63	1.182	11:16:58.127	
3 -	35.268	23.659	58.927	73.79	1.843	11:17:57.054	
4 -	35.136	24.065	59.201	73.45	2.117	11:18:56.255	
5 -	34.955	23.507	58.462	74.38	1.378	11:19:54.717	
6 -	35.438	23.342	58.780	73.98	1.696	11:20:53.497	
7 -	34.917	23.199	58.116 (3)	74.82	1.032	11:21:51.613	
8 -	34.303	22.781	57.084 (1)	76.17		11:22:48.697	
9 -	34.428	22.938	57.366 (2)	75.80	0.282	11:23:46.063	

BMCRC - MRO Championships 2024 - Rnd 1 @ Brands Hatch Indy

ACU Team Green Junior Cup & Senior Ninja & JSS & ACU Lightweight Championship

RACE 1 - SECTOR ANALYSIS



SECTOR 1 = FL to I1, SECTOR 2 = I1 to FL, DIFF = Difference To Personal Best Lap, P = Crossed Finish Line in Pit Lane, D = Time Disallowed

P5 27 S Ben BROWN		Kawasaki Ninja - Hunts Motorcycles				
IDEAL LAP TIME : 57.117		BEST LAP TIME : 57.117		DIFFERENCE : 0.000		
LAP	SECTOR 1	SECTOR 2	LAP TIME	MPH	DIFF	TIME OF DAY
1 -		23.784	1:05.106	66.79	7.989	11:16:00.901
2 -	35.035	23.062	58.097 (3)	74.85	0.980	11:16:58.998
3 -	35.190	23.275	58.465	74.37	1.348	11:17:57.463
4 -	34.965	23.717	58.682	74.10	1.565	11:18:56.145
5 -	34.915	23.237	58.152	74.77	1.035	11:19:54.297
6 -	35.421	23.312	58.733	74.04	1.616	11:20:53.030
7 -	35.132	23.538	58.670	74.11	1.553	11:21:51.700
8 -	34.647	22.818	57.465 (2)	75.67	0.348	11:22:49.165
9 -	34.562	22.555	57.117 (1)	76.13		11:23:46.282

P6 134 J Toby SKAYMAN		Kawasaki Ex300 - D & A Home Solutions				
IDEAL LAP TIME : 57.452		BEST LAP TIME : 57.806		DIFFERENCE : 0.354		
LAP	SECTOR 1	SECTOR 2	LAP TIME	MPH	DIFF	TIME OF DAY
1 -		23.341	1:03.819	68.13	6.013	11:15:59.614
2 -	34.628	23.630	58.258	74.64	0.452	11:16:57.872
3 -	35.121	23.893	59.014	73.68	1.208	11:17:56.886
4 -	34.988	24.270	59.258	73.38	1.452	11:18:56.144
5 -	34.774	23.473	58.247	74.65	0.441	11:19:54.391
6 -	34.693	24.062	58.755	74.01	0.949	11:20:53.146
7 -	34.438	23.689	58.127 (3)	74.81	0.321	11:21:51.273
8 -	34.660	23.279	57.939 (2)	75.05	0.133	11:22:49.212
9 -	34.792	23.014	57.806 (1)	75.22		11:23:47.018

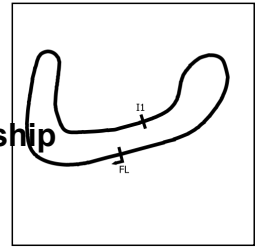
P7 45 J Marley MACKENZIE		Kawasaki Ninja - Kirkcaldy Kawasaki, Elpm				
IDEAL LAP TIME : 57.609		BEST LAP TIME : 57.639		DIFFERENCE : 0.030		
LAP	SECTOR 1	SECTOR 2	LAP TIME	MPH	DIFF	TIME OF DAY
1 -		23.833	1:04.864	67.04	7.225	11:16:00.659
2 -	35.003	23.496	58.499	74.33	0.860	11:16:59.158
3 -	34.715	23.813	58.528	74.29	0.889	11:17:57.686
4 -	34.977	23.602	58.579	74.23	0.940	11:18:56.265
5 -	35.350	23.648	58.998	73.70	1.359	11:19:55.263
6 -	35.155	23.498	58.653	74.14	1.014	11:20:53.916
7 -	34.666	23.382	58.048 (3)	74.91	0.409	11:21:51.964
8 -	34.585	23.054	57.639 (1)	75.44		11:22:49.603
9 -	34.763	23.024	57.787 (2)	75.25	0.148	11:23:47.390

P8 7 J Travis ROOKER		Kawasaki Ninja 400 - Swedish Car Connection				
IDEAL LAP TIME : 57.435		BEST LAP TIME : 57.578		DIFFERENCE : 0.143		
LAP	SECTOR 1	SECTOR 2	LAP TIME	MPH	DIFF	TIME OF DAY
1 -		24.576	1:08.114	63.84	10.536	11:16:03.909
2 -	35.959	23.651	59.610	72.95	2.032	11:17:03.519
3 -	35.371	23.730	59.101	73.57	1.523	11:18:02.620
4 -	35.355	23.757	59.112	73.56	1.534	11:19:01.732
5 -	36.745	23.430	1:00.175	72.26	2.597	11:20:01.907
6 -	35.233	23.074	58.307 (3)	74.58	0.729	11:21:00.214
7 -	35.237	23.451	58.688	74.09	1.110	11:21:58.902
8 -	34.570	23.008	57.578 (1)	75.52		11:22:56.480
9 -	34.427	23.163	57.590 (2)	75.50	0.012	11:23:54.070

BMCRC - MRO Championships 2024 - Rnd 1 @ Brands Hatch Indy

ACU Team Green Junior Cup & Senior Ninja & JSS & ACU Lightweight Championship

RACE 1 - SECTOR ANALYSIS



SECTOR 1 = FL to I1, SECTOR 2 = I1 to FL, DIFF = Difference To Personal Best Lap, P = Crossed Finish Line in Pit Lane, D = Time Disallowed

P9 75 J		Mason GREASLEY		Kawasaki Ninja 300 - Frame Fast		
IDEAL LAP TIME : 58.573		BEST LAP TIME : 58.616		DIFFERENCE : 0.043		
LAP	SECTOR 1	SECTOR 2	LAP TIME	MPH	DIFF	TIME OF DAY
1 -		24.446	1:07.975	63.97	9.359	11:16:03.770
2 -	36.294	23.908	1:00.202	72.23	1.586	11:17:03.972
3 -	35.408	24.052	59.460	73.13	0.844	11:18:03.432
4 -	35.460	24.423	59.883	72.61	1.267	11:19:03.315
5 -	36.566	23.886	1:00.452	71.93	1.836	11:20:03.767
6 -	35.031	23.999	59.030 (3)	73.66	0.414	11:21:02.797
7 -	35.178	23.705	58.883 (2)	73.85	0.267	11:22:01.680
8 -	34.868	23.748	58.616 (1)	74.18		11:23:00.296
9 -	35.128	23.905	59.033	73.66	0.417	11:23:59.329

P10 81 J		Ollie SIMS		Kawasaki Ninja 400 - Motorbodies Weston Ltd		
IDEAL LAP TIME : 58.831		BEST LAP TIME : 58.881		DIFFERENCE : 0.050		
LAP	SECTOR 1	SECTOR 2	LAP TIME	MPH	DIFF	TIME OF DAY
1 -		24.053	1:06.049	65.83	7.168	11:16:01.844
2 -	35.768	23.797	59.565 (3)	73.00	0.684	11:17:01.409
3 -	35.842	23.939	59.781	72.74	0.900	11:18:01.190
4 -	36.941	24.004	1:00.945	71.35	2.064	11:19:02.135
5 -	38.288	23.887	1:02.175	69.94	3.294	11:20:04.310
6 -	35.784	23.885	59.669	72.87	0.788	11:21:03.979
7 -	35.468	23.595	59.063 (2)	73.62	0.182	11:22:03.042
8 -	35.257	24.369	59.626	72.93	0.745	11:23:02.668
9 -	35.236	23.645	58.881 (1)	73.85		11:24:01.549

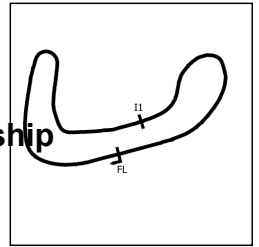
P11 17 S		Daryn BUSA		Kawasaki Ninja 400 -		
IDEAL LAP TIME : 58.372		BEST LAP TIME : 58.786		DIFFERENCE : 0.414		
LAP	SECTOR 1	SECTOR 2	LAP TIME	MPH	DIFF	TIME OF DAY
1 -		23.872	1:06.011	65.87	7.225	11:16:01.806
2 -	35.866	24.122	59.988	72.49	1.202	11:17:01.794
3 -	35.579	24.468	1:00.047	72.42	1.261	11:18:01.841
4 -	35.649	24.185	59.834	72.67	1.048	11:19:01.675
5 -	39.138	24.283	1:03.421	68.56	4.635	11:20:05.096
6 -	35.275	24.344	59.619	72.93	0.833	11:21:04.715
7 -	35.367	24.064	59.431 (3)	73.17	0.645	11:22:04.146
8 -	34.907	23.915	58.822 (2)	73.92	0.036	11:23:02.968
9 -	35.321	23.465	58.786 (1)	73.97		11:24:01.754

P12 43 S		Mark SWARBRICK		Kawasaki Ninja 400 -		
IDEAL LAP TIME : 59.638		BEST LAP TIME : 59.638		DIFFERENCE : 0.000		
LAP	SECTOR 1	SECTOR 2	LAP TIME	MPH	DIFF	TIME OF DAY
1 -		24.074	1:07.131	64.77	7.493	11:16:02.926
2 -	35.935	23.961	59.896 (3)	72.60	0.258	11:17:02.822
3 -	36.047	24.447	1:00.494	71.88	0.856	11:18:03.316
4 -	36.544	24.425	1:00.969	71.32	1.331	11:19:04.285
5 -	36.568	24.397	1:00.965	71.32	1.327	11:20:05.250
6 -	35.741	23.897	59.638 (1)	72.91		11:21:04.888
7 -	35.941	24.790	1:00.731	71.60	1.093	11:22:05.619
8 -	35.805	23.898	59.703 (2)	72.83	0.065	11:23:05.322
9 -	36.446	24.155	1:00.601	71.75	0.963	11:24:05.923

BMCRC - MRO Championships 2024 - Rnd 1 @ Brands Hatch Indy

ACU Team Green Junior Cup & Senior Ninja & JSS & ACU Lightweight Championship

RACE 1 - SECTOR ANALYSIS



SECTOR 1 = FL to I1, SECTOR 2 = I1 to FL, DIFF = Difference To Personal Best Lap, P = Crossed Finish Line in Pit Lane, D = Time Disallowed

P13 85 S		Andrew WALES		Kawasaki Ninja 300 - Show Control International		
IDEAL LAP TIME : 59.595		BEST LAP TIME : 59.709		DIFFERENCE : 0.114		
LAP	SECTOR 1	SECTOR 2	LAP TIME	MPH	DIFF	TIME OF DAY
1 -		24.355	1:08.407	63.56	8.698	11:16:04.202
2 -	37.489	24.430	1:01.919	70.23	2.210	11:17:06.121
3 -	35.897	24.950	1:00.847	71.46	1.138	11:18:06.968
4 -	36.023	24.252	1:00.275	72.14	0.566	11:19:07.243
5 -	36.169	24.814	1:00.983	71.30	1.274	11:20:08.226
6 -	35.810	23.984	59.794 (3)	72.72	0.085	11:21:08.020
7 -	35.799	23.975	59.774 (2)	72.75	0.065	11:22:07.794
8 -	35.620	24.089	59.709 (1)	72.82		11:23:07.503
9 -	35.779	25.067	1:00.846	71.46	1.137	11:24:08.349

P14 12 J		Kees RAMSEY		Kawasaki Ninja 400cc -		
IDEAL LAP TIME : 59.880		BEST LAP TIME : 1:00.195		DIFFERENCE : 0.315		
LAP	SECTOR 1	SECTOR 2	LAP TIME	MPH	DIFF	TIME OF DAY
1 -		25.440	1:07.988	63.96	7.793	11:16:03.783
2 -	36.918	24.409	1:01.327	70.90	1.132	11:17:05.110
3 -	36.515	25.059	1:01.574	70.62	1.379	11:18:06.684
4 -	36.454	24.396	1:00.850	71.46	0.655	11:19:07.534
5 -	36.255	25.041	1:01.296	70.94	1.101	11:20:08.830
6 -	36.348	24.424	1:00.772	71.55	0.577	11:21:09.602
7 -	36.337	24.171	1:00.508 (3)	71.86	0.313	11:22:10.110
8 -	35.985	24.504	1:00.489 (2)	71.89	0.294	11:23:10.599
9 -	36.300	23.895	1:00.195 (1)	72.24		11:24:10.794

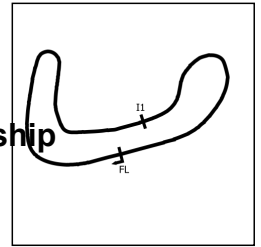
P15 87 J		Sam ATKINSON		Kawasaki - Major Heat		
IDEAL LAP TIME : 59.732		BEST LAP TIME : 59.964		DIFFERENCE : 0.232		
LAP	SECTOR 1	SECTOR 2	LAP TIME	MPH	DIFF	TIME OF DAY
1 -		24.115	1:07.514	64.40	7.550	11:16:03.309
2 -	37.589	24.561	1:02.150	69.96	2.186	11:17:05.459
3 -	36.694	24.912	1:01.606	70.58	1.642	11:18:07.065
4 -	36.244	24.383	1:00.627	71.72	0.663	11:19:07.692
5 -	36.304	24.869	1:01.173	71.08	1.209	11:20:08.865
6 -	37.029	23.827	1:00.856	71.45	0.892	11:21:09.721
7 -	36.452	24.148	1:00.600 (3)	71.75	0.636	11:22:10.321
8 -	36.045	24.524	1:00.569 (2)	71.79	0.605	11:23:10.890
9 -	36.277	23.687	59.964 (1)	72.52		11:24:10.854

P16 6 J		Kian BUSA		Kawasaki Ninja 400 -		
IDEAL LAP TIME : 1:00.788		BEST LAP TIME : 1:00.981		DIFFERENCE : 0.193		
LAP	SECTOR 1	SECTOR 2	LAP TIME	MPH	DIFF	TIME OF DAY
1 -		25.213	1:08.366	63.60	7.385	11:16:04.161
2 -	37.380	24.535	1:01.915	70.23	0.934	11:17:06.076
3 -	36.442	26.084	1:02.526	69.54	1.545	11:18:08.602
4 -	36.813	24.827	1:01.640 (3)	70.54	0.659	11:19:10.242
5 -	37.550	24.679	1:02.229	69.88	1.248	11:20:12.471
6 -	36.869	25.033	1:01.902	70.24	0.921	11:21:14.373
7 -	36.466	24.866	1:01.332 (2)	70.90	0.351	11:22:15.705
8 -	36.950	24.742	1:01.692	70.48	0.711	11:23:17.397
9 -	36.253	24.728	1:00.981 (1)	71.31		11:24:18.378

BMCRC - MRO Championships 2024 - Rnd 1 @ Brands Hatch Indy

ACU Team Green Junior Cup & Senior Ninja & JSS & ACU Lightweight Championship

RACE 1 - SECTOR ANALYSIS



SECTOR 1 = FL to I1, SECTOR 2 = I1 to FL, DIFF = Difference To Personal Best Lap, P = Crossed Finish Line in Pit Lane, D = Time Disallowed

P17 54 S Ben SCOTT		Kawasaki Ninja 250 - GI Landscapes Vamptech				
IDEAL LAP TIME : 1:02.339		BEST LAP TIME : 1:02.339		DIFFERENCE : 0.000		
LAP	SECTOR 1	SECTOR 2	LAP TIME	MPH	DIFF	TIME OF DAY
1 -		25.512	1:11.225	61.05	8.886	11:16:07.020
2 -	38.237	25.953	1:04.190	67.74	1.851	11:17:11.210
3 -	37.822	25.532	1:03.354	68.63	1.015	11:18:14.564
4 -	38.902	25.280	1:04.182	67.75	1.843	11:19:18.746
5 -	39.271	25.690	1:04.961	66.94	2.622	11:20:23.707
6 -	38.018	25.399	1:03.417	68.57	1.078	11:21:27.124
7 -	37.335	25.040	1:02.375 (2)	69.71	0.036	11:22:29.499
8 -	37.319	25.020	1:02.339 (1)	69.75		11:23:31.838
9 -	37.662	25.119	1:02.781 (3)	69.26	0.442	11:24:34.619

P18 4 S Nigel FRANKLIN		Kawasaki Ninja - Nigel Franklin				
IDEAL LAP TIME : 1:03.870		BEST LAP TIME : 1:04.293		DIFFERENCE : 0.423		
LAP	SECTOR 1	SECTOR 2	LAP TIME	MPH	DIFF	TIME OF DAY
1 -		25.656	1:11.091	61.16	6.798	11:16:06.886
2 -	38.214	26.129	1:04.343 (2)	67.58	0.050	11:17:11.229
3 -	38.839	26.120	1:04.959 (3)	66.94	0.666	11:18:16.188
4 -	39.662	25.978	1:05.640	66.24	1.347	11:19:21.828
5 -	39.201	25.842	1:05.043	66.85	0.750	11:20:26.871
6 -	38.936	26.122	1:05.058	66.84	0.765	11:21:31.929
7 -	39.100	26.075	1:05.175	66.72	0.882	11:22:37.104
8 -	38.217	26.076	1:04.293 (1)	67.63		11:23:41.397

P19 33 J Patrick KLINGE		Kawasaki Ninja 400 - Klingklong Racing				
IDEAL LAP TIME : 1:04.203		BEST LAP TIME : 1:04.627		DIFFERENCE : 0.424		
LAP	SECTOR 1	SECTOR 2	LAP TIME	MPH	DIFF	TIME OF DAY
1 -		25.632	1:12.132	60.28	7.505	11:16:07.927
2 -	38.924	25.778	1:04.702 (2)	67.20	0.075	11:17:12.629
3 -	39.224	25.403	1:04.627 (1)	67.28		11:18:17.256
4 -	39.868	25.338	1:05.206	66.69	0.579	11:19:22.462
5 -	40.275	25.412	1:05.687	66.20	1.060	11:20:28.149
6 -	39.009	25.929	1:04.938 (3)	66.96	0.311	11:21:33.087
7 -	39.654	25.478	1:05.132	66.76	0.505	11:22:38.219
8 -	38.865	26.205	1:05.070	66.82	0.443	11:23:43.289

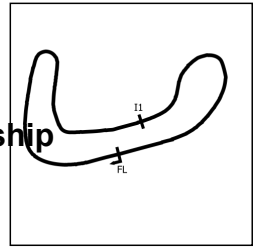
P20 26 J Brooke CHAMPION		Kawasaki 300 Ninja -				
IDEAL LAP TIME : 1:05.304		BEST LAP TIME : 1:05.304		DIFFERENCE : 0.000		
LAP	SECTOR 1	SECTOR 2	LAP TIME	MPH	DIFF	TIME OF DAY
1 -		27.461	1:17.780	55.90	12.476	11:16:13.575
2 -	41.482	27.944	1:09.426	62.63	4.122	11:17:23.001
3 -	41.474	27.833	1:09.307	62.74	4.003	11:18:32.308
4 -	40.907	26.765	1:07.672	64.26	2.368	11:19:39.980
5 -	40.975	26.488	1:07.463 (3)	64.45	2.159	11:20:47.443
6 -	41.456	26.652	1:08.108	63.84	2.804	11:21:55.551
7 -	41.088	26.223	1:07.311 (2)	64.60	2.007	11:23:02.862
8 -	39.206	26.098	1:05.304 (1)	66.59		11:24:08.166

P21 35 125F Jay GILBERT		Suzuki Gsxr 125 - Open To Offers				
IDEAL LAP TIME : 1:04.922		BEST LAP TIME : 1:05.215		DIFFERENCE : 0.293		
LAP	SECTOR 1	SECTOR 2	LAP TIME	MPH	DIFF	TIME OF DAY
1 -		27.052	1:39.693	43.61	34.478	11:16:35.488
2 -	39.419	26.881	1:06.300	65.58	1.085	11:17:41.788
3 -	38.878	26.992	1:05.870 (3)	66.01	0.655	11:18:47.658
4 -	39.242	26.855	1:06.097	65.79	0.882	11:19:53.755
5 -	39.791	27.105	1:06.896	65.00	1.681	11:21:00.651
6 -	39.633	26.420	1:06.053	65.83	0.838	11:22:06.704
7 -	38.529	26.686	1:05.215 (1)	66.68		11:23:11.919
8 -	38.502	26.801	1:05.303 (2)	66.59	0.088	11:24:17.222

BMCRC - MRO Championships 2024 - Rnd 1 @ Brands Hatch Indy

ACU Team Green Junior Cup & Senior Ninja & JSS & ACU Lightweight Championship

RACE 1 - SECTOR ANALYSIS



SECTOR 1 = FL to I1, SECTOR 2 = I1 to FL, DIFF = Difference To Personal Best Lap, P = Crossed Finish Line in Pit Lane, D = Time Disallowed

P22 24 125S Morgan FULOP			Suzuki Gsxr - Katrina Upholstery			
IDEAL LAP TIME : 1:05.217		BEST LAP TIME : 1:05.217		DIFFERENCE : 0.000		
LAP	SECTOR 1	SECTOR 2	LAP TIME	MPH	DIFF	TIME OF DAY
1 -		26.965	1:40.531	43.25	35.314	11:16:36.326
2 -	38.925	26.993	1:05.918	65.96	0.701	11:17:42.244
3 -	38.685	26.820	1:05.505 (3)	66.38	0.288	11:18:47.749
4 -	39.813	27.044	1:06.857	65.04	1.640	11:19:54.606
5 -	39.075	27.011	1:06.086	65.80	0.869	11:21:00.692
6 -	39.171	26.932	1:06.103	65.78	0.886	11:22:06.795
7 -	38.683	26.534	1:05.217 (1)	66.67		11:23:12.012
8 -	38.789	26.596	1:05.385 (2)	66.50	0.168	11:24:17.397

P23 53 Max CHAMBERS			Suzuki Gsxr 125 - Ride Fr33			
IDEAL LAP TIME : 1:04.829		BEST LAP TIME : 1:04.829		DIFFERENCE : 0.000		
LAP	SECTOR 1	SECTOR 2	LAP TIME	MPH	DIFF	TIME OF DAY
1 -		27.073	1:39.854	43.54	35.025	11:16:35.649
2 -	39.403	27.166	1:06.569	65.32	1.740	11:17:42.218
3 -	38.788	26.874	1:05.662 (3)	66.22	0.833	11:18:47.880
4 -	39.685	27.108	1:06.793	65.10	1.964	11:19:54.673
5 -	39.057	27.045	1:06.102	65.78	1.273	11:21:00.775
6 -	39.877	26.628	1:06.505	65.38	1.676	11:22:07.280
7 -	38.263	26.566	1:04.829 (1)	67.07		11:23:12.109
8 -	38.735	26.577	1:05.312 (2)	66.58	0.483	11:24:17.421

P24 158 125S Paul LIVESEY			Suzuki Gsxr 125 -			
IDEAL LAP TIME : 1:06.618		BEST LAP TIME : 1:06.618		DIFFERENCE : 0.000		
LAP	SECTOR 1	SECTOR 2	LAP TIME	MPH	DIFF	TIME OF DAY
1 -		27.330	1:41.758	42.73	35.140	11:16:37.553
2 -	39.563	27.366	1:06.929 (2)	64.97	0.311	11:17:44.482
3 -	39.354	27.264	1:06.618 (1)	65.27		11:18:51.100
4 -	39.522	28.043	1:07.565	64.36	0.947	11:19:58.665
5 -	39.922	27.547	1:07.469	64.45	0.851	11:21:06.134
6 -	40.055	27.288	1:07.343	64.57	0.725	11:22:13.477
7 -	39.711	27.324	1:07.035 (3)	64.87	0.417	11:23:20.512
8 -	39.711	27.380	1:07.091	64.81	0.473	11:24:27.603

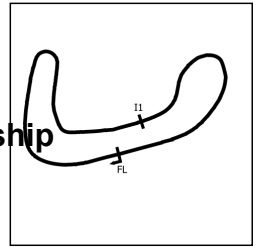
P25 133 80 William GREENWAY			Derbi Gpr 80 - Wyre Forest Motors			
IDEAL LAP TIME : 1:08.450		BEST LAP TIME : 1:08.713		DIFFERENCE : 0.263		
LAP	SECTOR 1	SECTOR 2	LAP TIME	MPH	DIFF	TIME OF DAY
1 -		27.783	1:44.321	41.68	35.608	11:16:40.116
2 -	41.272	28.073	1:09.345	62.70	0.632	11:17:49.461
3 -	40.667	28.240	1:08.907 (2)	63.10	0.194	11:18:58.368
4 -	41.399	28.407	1:09.806	62.29	1.093	11:20:08.174
5 -	41.012	28.386	1:09.398	62.66	0.685	11:21:17.572
6 -	40.787	28.171	1:08.958 (3)	63.06	0.245	11:22:26.530
7 -	40.746	27.967	1:08.713 (1)	63.28		11:23:35.243

P26 36 125S Joey DRAPER			Honda Cbr125 -			
IDEAL LAP TIME : 1:09.411		BEST LAP TIME : 1:09.411		DIFFERENCE : 0.000		
LAP	SECTOR 1	SECTOR 2	LAP TIME	MPH	DIFF	TIME OF DAY
1 -		28.815	1:45.498	41.21	36.087	11:16:41.293
2 -	42.086	28.601	1:10.687	61.51	1.276	11:17:51.980
3 -	41.457	27.954	1:09.411 (1)	62.65		11:19:01.391
4 -	41.601	28.603	1:10.204 (2)	61.94	0.793	11:20:11.595
5 -	41.582	29.130	1:10.712	61.49	1.301	11:21:22.307
6 -	42.727	28.659	1:11.386	60.91	1.975	11:22:33.693
7 -	41.814	28.675	1:10.489 (3)	61.69	1.078	11:23:44.182

BMCRC - MRO Championships 2024 - Rnd 1 @ Brands Hatch Indy

ACU Team Green Junior Cup & Senior Ninja & JSS & ACU Lightweight Championship

RACE 1 - SECTOR ANALYSIS



SECTOR 1 = FL to I1, SECTOR 2 = I1 to FL, DIFF = Difference To Personal Best Lap, P = Crossed Finish Line in Pit Lane, D = Time Disallowed

P27 909		James WOODROFFE		Suzuki Gsxr 125 -		
IDEAL LAP TIME : 1:09.674		BEST LAP TIME : 1:09.769		DIFFERENCE : 0.095		
LAP	SECTOR 1	SECTOR 2	LAP TIME	MPH	DIFF	TIME OF DAY
1 -		28.471	1:45.144	41.35	35.375	11:16:40.939
2 -	41.655	28.114	1:09.769 (1)	62.32		11:17:50.708
3 -	42.053	28.539	1:10.592	61.60	0.823	11:19:01.300
4 -	43.240	28.200	1:11.440	60.87	1.671	11:20:12.740
5 -	41.738	28.068	1:09.806 (2)	62.29	0.037	11:21:22.546
6 -	42.606	28.623	1:11.229	61.05	1.460	11:22:33.775
7 -	42.409	28.019	1:10.428 (3)	61.74	0.659	11:23:44.203

P28 197 125S		Alison SCOTT		Suzuki Gsxr 125 -		
IDEAL LAP TIME : 1:10.937		BEST LAP TIME : 1:11.674		DIFFERENCE : 0.737		
LAP	SECTOR 1	SECTOR 2	LAP TIME	MPH	DIFF	TIME OF DAY
1 -		28.081	1:46.062	41.00	34.388	11:16:41.857
2 -	43.570	28.842	1:12.412	60.05	0.738	11:17:54.269
3 -	43.794	28.482	1:12.276	60.16	0.602	11:19:06.545
4 -	43.720	28.670	1:12.390	60.07	0.716	11:20:18.935
5 -	42.856	28.818	1:11.674 (1)	60.67		11:21:30.609
6 -	43.800	28.464	1:12.264 (3)	60.17	0.590	11:22:42.873
7 -	43.443	28.438	1:11.881 (2)	60.49	0.207	11:23:54.754

P29 13 125S		Nathan STOCKTON		Suzuki Gsxr 125 - Chapmans Refrigeration		
IDEAL LAP TIME : 1:11.985		BEST LAP TIME : 1:12.277		DIFFERENCE : 0.292		
LAP	SECTOR 1	SECTOR 2	LAP TIME	MPH	DIFF	TIME OF DAY
1 -		29.277	1:48.285	40.15	36.008	11:16:44.080
2 -	43.305	29.267	1:12.572	59.92	0.295	11:17:56.652
3 -	43.751	29.104	1:12.855	59.68	0.578	11:19:09.507
4 -	43.222	29.276	1:12.498 (3)	59.98	0.221	11:20:22.005
5 -	42.881	29.403	1:12.284 (2)	60.15	0.007	11:21:34.289
6 -	42.882	29.395	1:12.277 (1)	60.16		11:22:46.566
7 -	44.034	29.516	1:13.550	59.12	1.273	11:24:00.116

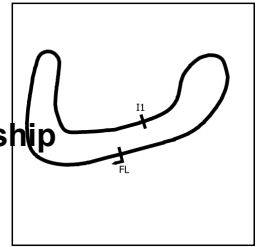
P30 999		Jim DALTON		Honda Nd4 -		
IDEAL LAP TIME :		BEST LAP TIME : 1:15.306		DIFFERENCE :		
LAP	SECTOR 1	SECTOR 2	LAP TIME	MPH	DIFF	TIME OF DAY
1 -			1:50.390	39.39	35.084	11:16:46.185
2 -			1:15.361 (2)	57.70	0.055	11:18:01.546
3 -			1:15.306 (1)	57.74		11:19:16.852
4 -			1:17.965	55.77	2.659	11:20:34.817
5 -			1:17.001	56.47	1.695	11:21:51.818
6 -			1:15.960 (3)	57.24	0.654	11:23:07.778
7 -			1:17.786	55.90	2.480	11:24:25.564

P31 98 125S		Alexander PARKIN		Aprilia Rs4 125 - Mechanic 2u		
IDEAL LAP TIME : 1:19.854		BEST LAP TIME : 1:20.063		DIFFERENCE : 0.209		
LAP	SECTOR 1	SECTOR 2	LAP TIME	MPH	DIFF	TIME OF DAY
1 -		31.451	1:55.268	37.72	35.205	11:16:51.063
2 -	49.658	32.957	1:22.615	52.63	2.552	11:18:13.678
3 -	50.464	31.557	1:22.021 (3)	53.01	1.958	11:19:35.699
4 -	49.512	32.993	1:22.505	52.70	2.442	11:20:58.204
5 -	48.931	31.535	1:20.466 (2)	54.04	0.403	11:22:18.670
6 -	48.403	31.660	1:20.063 (1)	54.31		11:23:38.733

BMCRC - MRO Championships 2024 - Rnd 1 @ Brands Hatch Indy

ACU Team Green Junior Cup & Senior Ninja & JSS & ACU Lightweight Championship

RACE 1 - SECTOR ANALYSIS



SECTOR 1 = FL to I1, SECTOR 2 = I1 to FL, DIFF = Difference To Personal Best Lap, P = Crossed Finish Line in Pit Lane, D = Time Disallowed

P32 173 80		David McGLONE		Derbi Gpr80 -		
IDEAL LAP TIME : 1:05.172		BEST LAP TIME : 1:05.741		DIFFERENCE : 0.569		
LAP	SECTOR 1	SECTOR 2	LAP TIME	MPH	DIFF	TIME OF DAY
1 -		26.440	1:38.200	44.28	32.459	11:16:33.995
2 -	38.789	26.952	1:05.741 (1)	66.14		11:17:39.736
3 -	38.732	27.078	1:05.810 (2)	66.07	0.069	11:18:45.546
4 -	39.159	26.848	1:06.007	65.88	0.266	11:19:51.553
5 -	39.626	26.980	1:06.606	65.28	0.865	11:20:58.159
6 -	38.920	27.042	1:05.962 (3)	65.92	0.221	11:22:04.121

P33 175 JSS		Aaron LILLY		Kawasaki Ex400 - Aaron Lilly Racing		
IDEAL LAP TIME : 56.769		BEST LAP TIME : 57.180		DIFFERENCE : 0.411		
LAP	SECTOR 1	SECTOR 2	LAP TIME	MPH	DIFF	TIME OF DAY
1 -		23.161	1:03.184	68.82	6.004	11:15:58.979
2 -	34.364	22.816	57.180 (1)	76.05		11:16:56.159
3 -	33.953	23.708	57.661	75.41	0.481	11:17:53.820
4 -	34.293	23.007	57.300 (2)	75.89	0.120	11:18:51.120
5 -	34.577	23.015	57.592 (3)	75.50	0.412	11:19:48.712

P34 21 50		Owen MONAGHAN		Rlt Honda/Kriedler/Ktm - RLT Racing		
IDEAL LAP TIME : 1:02.653		BEST LAP TIME : 1:02.711		DIFFERENCE : 0.058		
LAP	SECTOR 1	SECTOR 2	LAP TIME	MPH	DIFF	TIME OF DAY
1 -		25.754	1:37.131	44.77	34.420	11:16:32.926
2 -	37.092	25.619	1:02.711 (1)	69.34		11:17:35.637
3 -	37.034	25.739	1:02.773 (2)	69.27	0.062	11:18:38.410

P35 31 125S		Joel GREIG		Suzuki Gsxr125 - Parkway Express Couriers		
IDEAL LAP TIME : 1:06.197		BEST LAP TIME : 1:06.387		DIFFERENCE : 0.190		
LAP	SECTOR 1	SECTOR 2	LAP TIME	MPH	DIFF	TIME OF DAY
1 -		27.416	1:40.613	43.22	34.226	11:16:36.408
2 -	39.397	27.225	1:06.622 (2)	65.27	0.235	11:17:43.030
3 -	38.972	27.415	1:06.387 (1)	65.50		11:18:49.417

P36 69 50		Brett MOOR		Derbi Gpr50 - NJS Racing		
IDEAL LAP TIME :		BEST LAP TIME : 1:11.154		DIFFERENCE :		
LAP	SECTOR 1	SECTOR 2	LAP TIME	MPH	DIFF	TIME OF DAY
1 -			1:46.479	40.83	35.325	11:16:42.274
2 -			1:11.154 (1)	61.11		11:17:53.428

P37 44 S		Joshua CORREIA		Kawasaki Ninja 300 - Alpha Racing		
IDEAL LAP TIME : 1:02.498		BEST LAP TIME :		DIFFERENCE :		
LAP	SECTOR 1	SECTOR 2	LAP TIME	MPH	DIFF	TIME OF DAY
1 -		25.458	1:10.058	62.07		11:16:05.853

BMCRC - MRO Championships 2024 - Rnd 1 @ Brands Hatch Indy

ACU Team Green Junior Cup & Senior Ninja & JSS & ACU Lightweight Championship

RACE 1 - BEST SECTORS

SECTOR 1				SECTOR 2				IDEAL / BEST COMPARISON				
POS	NO	NAME	TIME	NO	NAME	TIME	POS	NO	NAME	IDEAL	BEST	DIFF
									PERFECT LAP	56.183		
1	1	ATKINSON	33.628	27	BROWN	22.555	1	1	ATKINSON	56.377	56.377	0.000
2	175	LILLY	33.953	1	ATKINSON	22.749	2	175	LILLY	56.769	57.180	0.411
3	76	WILKINSON	34.018	16	LAYTON	22.781	3	76	WILKINSON	57.056	57.056	0.000
4	16	LAYTON	34.303	2	WATT	22.798	4	16	LAYTON	57.084	57.084	0.000
5	2	WATT	34.314	175	LILLY	22.816	5	2	WATT	57.112	57.360	0.248
6	7	ROOKER	34.427	7	ROOKER	23.008	6	27	BROWN	57.117	57.117	0.000
7	134	SKAYMAN	34.438	134	SKAYMAN	23.014	7	7	ROOKER	57.435	57.578	0.143
8	27	BROWN	34.562	45	MACKENZIE	23.024	8	134	SKAYMAN	57.452	57.806	0.354
9	45	MACKENZIE	34.585	76	WILKINSON	23.038	9	45	MACKENZIE	57.609	57.639	0.030
10	75	GREASLEY	34.868	17	BUSA	23.465	10	17	BUSA	58.372	58.786	0.414
11	17	BUSA	34.907	81	SIMS	23.595	11	75	GREASLEY	58.573	58.616	0.043
12	81	SIMS	35.236	87	ATKINSON	23.687	12	81	SIMS	58.831	58.881	0.050
13	85	WALES	35.620	75	GREASLEY	23.705	13	85	WALES	59.595	59.709	0.114
14	43	SWARBRICK	35.741	12	RAMSEY	23.895	14	43	SWARBRICK	59.638	59.638	0.000
15	12	RAMSEY	35.985	43	SWARBRICK	23.897	15	87	ATKINSON	59.732	59.964	0.232
16	87	ATKINSON	36.045	85	WALES	23.975	16	12	RAMSEY	59.880	1:00.195	0.315
17	6	BUSA	36.253	6	BUSA	24.535	17	6	BUSA	1:00.788	1:00.981	0.193
18	21	MONAGHAN	37.034	54	SCOTT	25.020	18	54	SCOTT	1:02.339	1:02.339	0.000
19	44	CORREIA	37.040	33	KLINGE	25.338	19	44	CORREIA	1:02.498		
20	54	SCOTT	37.319	44	CORREIA	25.458	20	21	MONAGHAN	1:02.653	1:02.711	0.058
21	4	FRANKLIN	38.214	21	MONAGHAN	25.619	21	4	FRANKLIN	1:03.870	1:04.293	0.423
22	53	CHAMBERS	38.263	4	FRANKLIN	25.656	22	33	KLINGE	1:04.203	1:04.627	0.424
23	35	GILBERT	38.502	26	CHAMPION	26.098	23	53	CHAMBERS	1:04.829	1:04.829	0.000
24	24	FULOP	38.683	35	GILBERT	26.420	24	35	GILBERT	1:04.922	1:05.215	0.293
25	173	McGLONE	38.732	173	McGLONE	26.440	25	173	McGLONE	1:05.172	1:05.741	0.569
26	33	KLINGE	38.865	24	FULOP	26.534	26	24	FULOP	1:05.217	1:05.217	0.000
27	31	GREIG	38.972	53	CHAMBERS	26.566	27	26	CHAMPION	1:05.304	1:05.304	0.000
28	26	CHAMPION	39.206	31	GREIG	27.225	28	31	GREIG	1:06.197	1:06.387	0.190
29	158	LIVESEY	39.354	158	LIVESEY	27.264	29	158	LIVESEY	1:06.618	1:06.618	0.000
30	133	GREENWAY	40.667	133	GREENWAY	27.783	30	133	GREENWAY	1:08.450	1:08.713	0.263
31	36	DRAPER	41.457	36	DRAPER	27.954	31	36	DRAPER	1:09.411	1:09.411	0.000
32	909	WOODROFFE	41.655	909	WOODROFFE	28.019	32	909	WOODROFFE	1:09.674	1:09.769	0.095
33	197	SCOTT	42.856	197	SCOTT	28.081	33	197	SCOTT	1:10.937	1:11.674	0.737
34	13	STOCKTON	42.881	13	STOCKTON	29.104	34	13	STOCKTON	1:11.985	1:12.277	0.292
35	98	PARKIN	48.403	98	PARKIN	31.451	35	98	PARKIN	1:19.854	1:20.063	0.209
36							36	69	MOOR		1:11.154	
37							37	999	DALTON		1:15.306	
38												

BMCRC - MRO Championships 2024 - Rnd 1 @ Brands Hatch Indy

ACU Team Green Junior Cup & Senior Ninja & JSS & ACU Lightweight Championship

RACE 1 - STATISTICS

Competitors Started 37
Planned Start 2024-03-16 @ 11:00:00.000
Actual Start 2024-03-16 @ 11:14:55.794
Finish Time 2024-03-16 @ 11:23:34.319
Track Length 1.2079mi.
Total Laps 277
Total Distance Covered 334.6009mi.

Session Fastest Lap History

NO	CL	NAME	LAP TIME	TIME OF DAY	LAP	VEHICLE
1	S	Phil ATKINSON	56.377	11:16:55.031	2	Kawasaki Ninja 400

Session Leader History

NO	CL	NAME	FROM LAP	LAPS LED	DISTANCE	VEHICLE
1	S	Phil ATKINSON	1	9	10.87 miles	Kawasaki Ninja 400

Flag History

TYPE	TIME OF DAY
GREEN	11:14:55.794
FINISH	11:23:34.319

Flag Statistics

TYPE	COUNT	TOTAL LAPS	TOTAL TIME
Green	1	9	10:08.237
Red	0	0	0.000
Safety Car	0	0	0.000
FCY	0	0	0.000

BMCRC - MRO Championships 2024 - Rnd 1 @ Brands Hatch Indy

ACU Team Green Junior Cup & Senior Ninja & JSS & ACU Lightweight Championship

RACE 1 - STATISTICS

CLASS : S

8 Starters

Fastest Lap History

NO	NAME	LAP TIME	TIME OF DAY	LAP	VEHICLE
1	Phil ATKINSON	56.377	11:16:55.031	2	Kawasaki Ninja 400

Leader History

NO	NAME	FROM LAP	LAPS LED	DISTANCE	VEHICLE
1	Phil ATKINSON	1	9	10.87 miles	Kawasaki Ninja 400

BMCRC - MRO Championships 2024 - Rnd 1 @ Brands Hatch Indy

ACU Team Green Junior Cup & Senior Ninja & JSS & ACU Lightweight Championship

RACE 1 - STATISTICS

CLASS : J

13 Starters

Fastest Lap History

NO	NAME	LAP TIME	TIME OF DAY	LAP	VEHICLE
134	Toby SKAYMAN	58.258	11:16:57.883	2	Kawasaki Ex300
2	Kade WATT	57.648	11:16:58.533	2	Kawasaki Ninja 400
2	Kade WATT	57.360	11:22:48.437	8	Kawasaki Ninja 400
76	Luca WILKINSON	57.232	11:22:48.603	8	Kawasaki Ninja400
16	Aleisha LAYTON	57.084	11:22:48.713	8	Kawasaki Ninja 400
76	Luca WILKINSON	57.056	11:23:45.660	9	Kawasaki Ninja400

Leader History

NO	NAME	FROM LAP	LAPS LED	DISTANCE	VEHICLE
76	Luca WILKINSON	1	1	1.20 miles	Kawasaki Ninja400
134	Toby SKAYMAN	2	1	1.20 miles	Kawasaki Ex300
76	Luca WILKINSON	3	2	2.41 miles	Kawasaki Ninja400
2	Kade WATT	5	1	1.20 miles	Kawasaki Ninja 400
134	Toby SKAYMAN	6	1	1.20 miles	Kawasaki Ex300
2	Kade WATT	7	2	2.41 miles	Kawasaki Ninja 400
76	Luca WILKINSON	9	1	1.20 miles	Kawasaki Ninja400

BMCRC - MRO Championships 2024 - Rnd 1 @ Brands Hatch Indy

ACU Team Green Junior Cup & Senior Ninja & JSS & ACU Lightweight Championship

RACE 1 - STATISTICS

CLASS : JSS

1 Starters

Fastest Lap History

NO	NAME	LAP TIME	TIME OF DAY	LAP	VEHICLE
175	Aaron LILLY	57.180	11:16:56.187	2	Kawasaki Ex400

Leader History

NO	NAME	FROM LAP	LAPS LED	DISTANCE	VEHICLE
175	Aaron LILLY	1	5	6.03 miles	Kawasaki Ex400

BMCRC - MRO Championships 2024 - Rnd 1 @ Brands Hatch Indy

ACU Team Green Junior Cup & Senior Ninja & JSS & ACU Lightweight Championship

RACE 1 - STATISTICS

CLASS : 50

2 Starters

Fastest Lap History

NO	NAME	LAP TIME	TIME OF DAY	LAP	VEHICLE
21	Owen MONAGHAN	1:02.711	11:17:35.662	2	Rlt Honda/Kriedler/Ktm

Leader History

NO	NAME	FROM LAP	LAPS LED	DISTANCE	VEHICLE
21	Owen MONAGHAN	1	3	3.62 miles	Rlt Honda/Kriedler/Ktm

BMCRC - MRO Championships 2024 - Rnd 1 @ Brands Hatch Indy

ACU Team Green Junior Cup & Senior Ninja & JSS & ACU Lightweight Championship

RACE 1 - STATISTICS

CLASS : 125S

7 Starters

Fastest Lap History

NO	NAME	LAP TIME	TIME OF DAY	LAP	VEHICLE
24	Morgan FULOP	1:05.918	11:17:42.244	2	Suzuki Gsxr
24	Morgan FULOP	1:05.505	11:18:47.728	3	Suzuki Gsxr
24	Morgan FULOP	1:05.217	11:23:12.023	7	Suzuki Gsxr

Leader History

NO	NAME	FROM LAP	LAPS LED	DISTANCE	VEHICLE
24	Morgan FULOP	1	8	9.66 miles	Suzuki Gsxr

BMCRC - MRO Championships 2024 - Rnd 1 @ Brands Hatch Indy

ACU Team Green Junior Cup & Senior Ninja & JSS & ACU Lightweight Championship

RACE 1 - STATISTICS

CLASS : 125F

1 Starters

Fastest Lap History

NO	NAME	LAP TIME	TIME OF DAY	LAP	VEHICLE
35	Jay GILBERT	1:06.300	11:17:41.799	2	Suzuki Gsxr 125
35	Jay GILBERT	1:05.870	11:18:47.670	3	Suzuki Gsxr 125
35	Jay GILBERT	1:05.215	11:23:11.931	7	Suzuki Gsxr 125

Leader History

NO	NAME	FROM LAP	LAPS LED	DISTANCE	VEHICLE
35	Jay GILBERT	1	8	9.66 miles	Suzuki Gsxr 125

BMCRC - MRO Championships 2024 - Rnd 1 @ Brands Hatch Indy

ACU Team Green Junior Cup & Senior Ninja & JSS & ACU Lightweight Championship

RACE 1 - STATISTICS

CLASS : 80

2 Starters

Fastest Lap History

NO	NAME	LAP TIME	TIME OF DAY	LAP	VEHICLE
173	David McGLONE	1:05.741	11:17:39.747	2	Derbi Gpr80

Leader History

NO	NAME	FROM LAP	LAPS LED	DISTANCE	VEHICLE
173	David McGLONE	1	6	7.24 miles	Derbi Gpr80
133	William GREENWAY	7	1	1.20 miles	Derbi Gpr 80

BMCRC - MRO Championships 2024 - Rnd 1 @ Brands Hatch Indy

ACU Team Green Junior Cup & Senior Ninja & JSS & ACU Lightweight Championship

RACE 1 - STATISTICS

CLASS :

3 Starters

Fastest Lap History

NO	NAME	LAP TIME	TIME OF DAY	LAP	VEHICLE
53	Max CHAMBERS	1:06.569	11:17:42.239	2	Suzuki Gsrx 125
53	Max CHAMBERS	1:05.662	11:18:47.903	3	Suzuki Gsrx 125
53	Max CHAMBERS	1:04.829	11:23:12.131	7	Suzuki Gsrx 125

Leader History

NO	NAME	FROM LAP	LAPS LED	DISTANCE	VEHICLE
53	Max CHAMBERS	1	8	9.66 miles	Suzuki Gsrx 125



BMCRC - MRO Championships 2024 - Rnd 1 @ Brands Hatch Indy

ACU Team Green Junior Cup & Senior Ninja & JSS & ACU Lightweight Championship

RACE 12 - GRID (9 Laps)

ROW 15	45		44	157	Jeز SCOTT	43	517	Max WILSON				
ROW 14	42	98	1:20.063	Alexander PARKIN	41	999	1:15.306	Jim DALTON	40	13	1:12.277	Nathan STOCKTON
ROW 13	39	197	1:11.674	Alison SCOTT	38	69	1:11.154	Brett MOOR	37	909	1:09.769	James WOODROFFE
ROW 12	36	36	1:09.411	Joey DRAPER	35	133	1:08.713	William GREENWAY	34	158	1:06.618	Paul LIVESEY
ROW 11	33	31	1:06.387	Joel GREIG	32	173	1:05.741	David McGLONE	31	24	1:05.217	Morgan FULOP
ROW 10	30	35	1:05.215	Jay GILBERT	29	53	1:04.829	Max CHAMBERS	28	21	1:02.711	Owen MONAGHAN
ROW 9	27				26				25			
ROW 8	24				23	57		Richard BUCKHAM	22	44		Joshua CORREIA
ROW 7	21	26	1:05.304	Brooke CHAMPION	20	33	1:04.627	Patrick KLINGE	19	4	1:04.293	Nigel FRANKLIN
ROW 6	18	54	1:02.339	Ben SCOTT	17	6	1:00.981	Kian BUSA	16	12	1:00.195	Kees RAMSEY
ROW 5	15	87	59.964	Sam ATKINSON	14	85	59.709	Andrew WALES	13	43	59.638	Mark SWARBRICK
ROW 4	12	81	58.881	Ollie SIMS	11	17	58.786	Daryn BUSA	10	75	58.616	Mason GREASLEY
ROW 3	9	134	57.806	Toby SKAYMAN	8	45	57.639	Marley MACKENZIE	7	7	57.578	Travis ROOKER
ROW 2	6	2	57.360	Kade WATT	5	175	57.180	Aaron LILLY	4	27	57.117	Ben BROWN
ROW 1	3	16	57.084	Aleisha LAYTON	2	76	57.056	Luca WILKINSON	1	1	56.377	Phil ATKINSON

Pole



These results are provisional until the conclusion of any judicial and technical matters.

Brands Hatch Indy: 1.2079 miles

Clerk Of Course:	Stewards:	Timekeeper:	<i>Craig Smith</i>	
------------------	-----------	-------------	--------------------	--

Results can be found at www.tsl-timing.com

Printed - 11:36 Saturday, 16 March 2024





BMCRC - MRO Championships 2024 - Rnd 1 @ Brands Hatch Indy

ACU Team Green Junior Cup & Senior Ninja & JSS & ACU Lightweight Championship

RACE 12 - CLASSIFICATION

Race Distance: 9 Laps / 10.87 miles

POS	NO	CL	PIC	NAME	ENTRY	LAPS	TIME	GAP	DIFF	MPH	BEST	ON	GRD	↑↓
1	1	S	1	Phil ATKINSON	Kawasaki Ninja 400 - Rose MOT/Q Oil Treatments	9	8:40.697			75.16	56.378	2	1	0
2	76	J	1	Luca WILKINSON	Kawasaki Ninja400 - RD Racing	9	8:48.035	7.338	7.338	74.11	56.951	9	2	0
3	7	J	2	Travis ROOKER	Kawasaki Ninja 400 - Swedish Car Connection	9	8:48.771	8.074	0.736	74.01	57.185	9	7	4
4	16	J	3	Aleisha LAYTON	Kawasaki Ninja 400 -	9	8:49.003	8.306	0.232	73.98	57.567	8	3	-1
5	134	J	4	Toby SKAYMAN	Kawasaki Ex300 - D & A Home Solutions	9	8:51.425	10.728	2.422	73.64	57.422	5	9	4
6	27	S	2	Ben BROWN	Kawasaki Ninja - Hunts Motorcycles	9	8:51.834	11.137	0.409	73.58	57.446	9	4	-2
7	45	J	5	Marley MACKENZIE	Kawasaki Ninja - Kirkcaldy Kawasaki, Elpm	9	8:52.102	11.405	0.268	73.55	57.002	9	8	1
8	2	J	6	Kade WATT	Kawasaki Ninja 400 - 3D Racing	9	8:52.185	11.488	0.083	73.54	56.763	9	6	-2
9	75	J	7	Mason GREASLEY	Kawasaki Ninja 300 - Frame Fast	9	8:52.943	12.246	0.758	73.43	57.568	9	10	1
10	81	J	8	Ollie SIMS	Kawasaki Ninja 400 - Motorbodies Weston Ltd	9	8:59.520	18.823	6.577	72.54	58.497	8	12	2
11	17	S	3	Daryn BUSA	Kawasaki Ninja 400 -	9	8:59.679	18.982	0.159	72.51	58.612	9	11	0
12	12	J	9	Kees RAMSEY	Kawasaki Ninja 400cc -	9	9:06.822	26.125	7.143	71.57	58.863	9	16	4
13	85	S	4	Andrew WALES	Kawasaki Ninja 300 - Show Control International	9	9:08.049	27.352	1.227	71.41	59.190	3	14	1
14	43	S	5	Mark SWARBRICK	Kawasaki Ninja 400 -	9	9:10.268	29.571	2.219	71.12	59.478	3	13	-1
15	6	J	10	Kian BUSA	Kawasaki Ninja 400 -	9	9:12.818	32.121	2.550	70.79	59.932	2	17	2
16	54	S	6	Ben SCOTT	Kawasaki Ninja 250 - GI Landscapes Vamplech	9	9:30.987	50.290	18.169	68.54	1:02.097	9	18	2
17	4	S	7	Nigel FRANKLIN	Kawasaki Ninja - Nigel Franklin	9	9:36.358	55.661	5.371	67.90	1:02.348	8	19	2
18	33	J	11	Patrick KLINGE	Kawasaki Ninja 400 - Klingklong Racing	8	8:46.479	1 Lap	1 Lap	66.07	1:03.892	3	20	2
19	44	S	8	Joshua CORREIA	Kawasaki Ninja 300 - Alpha Racing	8	8:46.676	1 Lap	0.197	66.05	1:04.258	7	22	3
20	21	50	1	Owen MONAGHAN	Rlt Honda/Kriedler/Ktm - RLT Racing	8	9:03.983	1 Lap	17.307	63.95	1:02.751	3	24	4
21	26	J	12	Brooke CHAMPION	Kawasaki 300 Ninja -	8	9:05.766	1 Lap	1.783	63.74	1:06.034	4	21	0
22	24	125S	1	Morgan FULOP	Suzuki Gsrx - Katrina Upholstery	8	9:18.660	1 Lap	12.894	62.27	1:04.702	7	27	5
23	173	80	1	David McGLONE	Derbi Gpr80 -	8	9:18.902	1 Lap	0.242	62.24	1:04.430	8	28	5
24	35	125F	1	Jay GILBERT	Suzuki Gsrx 125 - Open To Offers	8	9:19.956	1 Lap	1.054	62.12	1:05.360	8	26	2
25	53		1	Max CHAMBERS	Suzuki Gsrx 125 - Ride Fr33	8	9:20.098	1 Lap	0.142	62.11	1:05.406	8	25	0
26	31	125S	2	Joel GREIG	Suzuki Gsrx125 - Parkway Express Couriers	8	9:22.665	1 Lap	2.567	61.82	1:05.694	7	29	3
27	158	125S	3	Paul LIVESEY	Suzuki Gsrx 125 -	8	9:22.779	1 Lap	0.114	61.81	1:05.966	7	30	3
28	133	80	2	William GREENWAY	Derbi Gpr 80 - Wyre Forest Motors	8	9:36.744	1 Lap	13.965	60.31	1:07.772	8	31	3
29	36	125S	4	Joey DRAPER	Honda Cbr125 -	7	8:40.494	2 Laps	1 Lap	58.48	1:08.736	3	32	3
30	157	125S	5	Jez SCOTT	Suzuki 125 -	7	8:40.584	2 Laps	0.090	58.47	1:08.575	2	40	10
31	909		2	James WOODROFFE	Suzuki Gsrx 125 -	7	8:41.652	2 Laps	1.068	58.35	1:09.406	7	33	2
32	517	125S	6	Max WILSON	Honda Cbr1254 - RWBS Ltd	7	8:48.660	2 Laps	7.008	57.57	1:09.715	5	39	7
33	197	125S	7	Alison SCOTT	Suzuki Gsrx 125 -	7	8:49.985	2 Laps	1.325	57.43	1:10.793	7	35	2
34	13	125S	8	Nathan STOCKTON	Suzuki Gsrx 125 - Chapmans Refrigeration	7	8:53.579	2 Laps	3.594	57.04	1:11.022	5	36	2
35	69*	50	2	Brett MOOR	Derbi Gpr50 - NJS Racing	7	9:05.791	2 Laps	12.212	55.77	1:11.082	7	34	-1
36	999		3	Jim DALTON	Honda Nd4 -	7	9:19.668	2 Laps	13.877	54.38	1:14.326	6	37	1
37	98	125S	9	Alexander PARKIN	Aprilia Rs4 125 - Mechanic 2u	6	8:37.109	3 Laps	1 Lap	50.45	1:19.138	3	38	1

FASTEST LAP

1	S	Phil ATKINSON	Kawasaki Ninja 400 - Rose MOT/Q Oil Treatments	2	56.378	77.13 mph	124.13 kph
2	J	Kade WATT	Kawasaki Ninja 400 - 3D Racing	9	56.763	76.60 mph	123.29 kph
21	50	Owen MONAGHAN	Rlt Honda/Kriedler/Ktm - RLT Racing	3	1:02.751	69.29 mph	111.52 kph
173	80	David McGLONE	Derbi Gpr80 -	8	1:04.430	67.49 mph	108.62 kph
24	125S	Morgan FULOP	Suzuki Gsrx - Katrina Upholstery	7	1:04.702	67.20 mph	108.16 kph
35	125F	Jay GILBERT	Suzuki Gsrx 125 - Open To Offers	8	1:05.360	66.53 mph	107.07 kph
53		Max CHAMBERS	Suzuki Gsrx 125 - Ride Fr33	8	1:05.406	66.48 mph	106.99 kph

Comments:

* No. 69 - Please fit a working transponder

Class S - 92.5% of Race Speed = 69.52 mph

Class J - 92.5% of Race Speed = 68.55 mph

Class 50 - 92.5% of Race Speed = 59.15 mph

Class 125S - 92.5% of Race Speed = 57.59 mph

Class 80 - 92.5% of Race Speed = 57.57 mph

Class 125F - 92.5% of Race Speed = 57.46 mph

Class - 92.5% of Race Speed = 57.45 mph

Judicial and technical matters.

Date: 16/03/2024 Start: 14:41 Finish: 14:50

Brands Hatch Indy: 1.2079 miles

Timekeeper:

Craig Smith



BMCRC - MRO Championships 2024 - Rnd 1 @ Brands Hatch Indy

ACU Team Green Junior Cup & Senior Ninja & JSS & ACU Lightweight Championship

RACE 12 - LAP CHART

31	1 Lap	1:06.130
158	1 Lap	1:06.064
54	50.290	1:02.097
4	55.661	1:02.698
133	1 Lap	1:07.772

BMCRC - MRO Championships 2024 - Rnd 1 @ Brands Hatch Indy

ACU Team Green Junior Cup & Senior Ninja & JSS & ACU Lightweight Championship

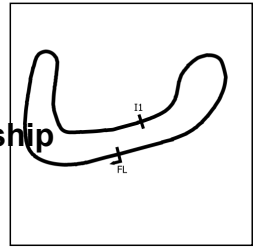
RACE 12 - POSITION CHART

No	Name	Lap Pos												
			1	2	3	4	5	6	7	8	9	10		
1	ATKINSON	1	1	1	1	1	1	1	1	1	1	1	1	1
76	WILKINSON	2	16	16	76	16	16	16	76	76	76	76	76	76
16	LAYTON	3	76	76	27	76	76	76	16	16	7			
27	BROWN	4	27	27	16	27	7	7	7	7	16			
2	WATT	5	45	134	134	7	134	134	134	134	134			
7	ROOKER	6	134	7	7	134	27	27	45	27	27			
45	MACKENZIE	7	7	45	45	45	45	45	27	45	45			
134	SKAYMAN	8	17	2	2	75	75	75	75	75	2			
75	GREASLEY	9	2	17	75	2	2	2	2	2	75			
17	BUSA	10	75	75	17	17	17	81	81	81	81			
81	SIMS	11	85	81	81	81	81	17	17	17	17			
43	SWARBRICK	12	43	85	85	85	85	85	85	12	12			
85	WALES	13	81	43	43	43	12	12	12	85	85			
12	RAMSEY	14	12	12	12	12	43	43	43	43	43			
6	BUSA	15	6	6	6	6	6	6	6	6	6			
54	SCOTT	16	54	54	54	54	54	54	54	54	54			
4	FRANKLIN	17	4	4	4	4	4	4	4	4	4			
33	KLINGE	18	33	33	33	33	33	33	33	33	33			
26	CHAMPION	19	44	44	44	44	44	44	44	44	44			
44	CORREIA	20	26	26	26	26	26	26	26	21				
21	MONAGHAN	21	35	21	21	21	21	21	21	26				
53	CHAMBERS	22	21	35	35	35	35	35	24	24				
35	GILBERT	23	53	24	24	53	53	53	173	173				
24	FULOP	24	24	31	53	24	24	24	35	35				
173	McGLONE	25	31	53	173	173	173	173	53	53				
31	GREIG	26	173	158	31	31	31	158	31	31				
158	LIVESEY	27	158	173	158	158	158	31	158	158				
133	GREENWAY	28	133	133	133	133	133	133	133	133				
36	DRAPER	29	909	157	157	157	157	157	36					
909	WOODROFFE	30	197	909	36	36	36	36	157					
69	MOOR	31	157	36	909	909	909	909	909					
197	SCOTT	32	36	197	197	197	197	517	517					
13	STOCKTON	33	13	13	13	517	517	197	197					
999	DALTON	34	517	517	517	13	13	13	13					
98	PARKIN	35	999	999	69	69	69	69	69					
517	WILSON	36	69	69	999	999	999	999	999					
157	SCOTT	37	98	98	98	98	98	98						

BMCRC - MRO Championships 2024 - Rnd 1 @ Brands Hatch Indy

ACU Team Green Junior Cup & Senior Ninja & JSS & ACU Lightweight Championship

RACE 12 - SECTOR ANALYSIS



SECTOR 1 = FL to I1, SECTOR 2 = I1 to FL, DIFF = Difference To Personal Best Lap, P = Crossed Finish Line in Pit Lane, D = Time Disallowed

P1		1 S		Phil ATKINSON		Kawasaki Ninja 400 - Rose MOT/Q Oil Treatments	
IDEAL LAP TIME : 56.378		BEST LAP TIME : 56.378		DIFFERENCE : 0.000			
LAP	SECTOR 1	SECTOR 2	LAP TIME	MPH	DIFF	TIME OF DAY	
1 -		23.010	1:02.550	69.52	6.172	14:42:53.126	
2 -	33.516	22.862	56.378 (1)	77.13		14:43:49.504	
3 -	34.419	22.996	57.415	75.73	1.037	14:44:46.919	
4 -	34.356	22.949	57.305	75.88	0.927	14:45:44.224	
5 -	34.535	22.948	57.483	75.65	1.105	14:46:41.707	
6 -	33.917	23.058	56.975 (3)	76.32	0.597	14:47:38.682	
7 -	33.883	24.392	58.275	74.62	1.897	14:48:36.957	
8 -	33.985	22.892	56.877 (2)	76.45	0.499	14:49:33.834	
9 -	34.535	22.904	57.439	75.70	1.061	14:50:31.273	

P2		76 J		Luca WILKINSON		Kawasaki Ninja400 - RD Racing	
IDEAL LAP TIME : 56.951		BEST LAP TIME : 56.951		DIFFERENCE : 0.000			
LAP	SECTOR 1	SECTOR 2	LAP TIME	MPH	DIFF	TIME OF DAY	
1 -		23.746	1:04.649	67.26	7.698	14:42:55.225	
2 -	34.742	23.550	58.292	74.60	1.341	14:43:53.517	
3 -	34.756	23.638	58.394	74.47	1.443	14:44:51.911	
4 -	35.459	24.259	59.718	72.81	2.767	14:45:51.629	
5 -	34.266	23.372	57.638	75.44	0.687	14:46:49.267	
6 -	34.420	23.138	57.558	75.55	0.607	14:47:46.825	
7 -	34.187	23.243	57.430 (3)	75.72	0.479	14:48:44.255	
8 -	34.157	23.248	57.405 (2)	75.75	0.454	14:49:41.660	
9 -	33.876	23.075	56.951 (1)	76.35		14:50:38.611	

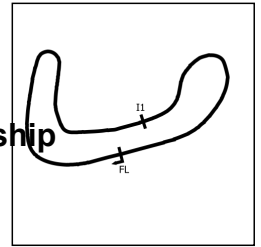
P3		7 J		Travis ROOKER		Kawasaki Ninja 400 - Swedish Car Connection	
IDEAL LAP TIME : 56.545		BEST LAP TIME : 57.185		DIFFERENCE : 0.640			
LAP	SECTOR 1	SECTOR 2	LAP TIME	MPH	DIFF	TIME OF DAY	
1 -		23.525	1:05.249	66.64	8.064	14:42:55.825	
2 -	35.048	23.433	58.481	74.35	1.296	14:43:54.306	
3 -	35.031	23.537	58.568	74.24	1.383	14:44:52.874	
4 -	35.024	24.089	59.113	73.56	1.928	14:45:51.987	
5 -	34.138	23.241	57.379 (2)	75.78	0.194	14:46:49.366	
6 -	35.133	22.672	57.805	75.22	0.620	14:47:47.171	
7 -	34.108	23.337	57.445 (3)	75.70	0.260	14:48:44.616	
8 -	34.138	23.408	57.546	75.56	0.361	14:49:42.162	
9 -	33.873	23.312	57.185 (1)	76.04		14:50:39.347	

P4		16 J		Aleisha LAYTON		Kawasaki Ninja 400 -	
IDEAL LAP TIME : 56.991		BEST LAP TIME : 57.567		DIFFERENCE : 0.576			
LAP	SECTOR 1	SECTOR 2	LAP TIME	MPH	DIFF	TIME OF DAY	
1 -		23.588	1:03.950	67.99	6.383	14:42:54.526	
2 -	35.288	23.446	58.734	74.03	1.167	14:43:53.260	
3 -	35.371	23.415	58.786	73.97	1.219	14:44:52.046	
4 -	34.526	23.379	57.905 (3)	75.09	0.338	14:45:49.951	
5 -	35.018	23.073	58.091	74.85	0.524	14:46:48.042	
6 -	35.047	23.082	58.129	74.80	0.562	14:47:46.171	
7 -	34.720	23.525	58.245	74.66	0.678	14:48:44.416	
8 -	34.165	23.402	57.567 (1)	75.53		14:49:41.983	
9 -	33.918	23.678	57.596 (2)	75.50	0.029	14:50:39.579	

BMCRC - MRO Championships 2024 - Rnd 1 @ Brands Hatch Indy

ACU Team Green Junior Cup & Senior Ninja & JSS & ACU Lightweight Championship

RACE 12 - SECTOR ANALYSIS



SECTOR 1 = FL to I1, SECTOR 2 = I1 to FL, DIFF = Difference To Personal Best Lap, P = Crossed Finish Line in Pit Lane, D = Time Disallowed

P5		134 J		Toby SKAYMAN		Kawasaki Ex300 - D & A Home Solutions	
IDEAL LAP TIME : 57.361		BEST LAP TIME : 57.422		DIFFERENCE : 0.061			
LAP	SECTOR 1	SECTOR 2	LAP TIME	MPH	DIFF	TIME OF DAY	
1 -		23.534	1:05.153	66.74	7.731	14:42:55.729	
2 -	34.971	23.219	58.190	74.73	0.768	14:43:53.919	
3 -	35.257	23.484	58.741	74.03	1.319	14:44:52.660	
4 -	35.249	24.249	59.498	73.08	2.076	14:45:52.158	
5 -	34.323	23.099	57.422 (1)	75.73		14:46:49.580	
6 -	34.990	23.062	58.052 (3)	74.90	0.630	14:47:47.632	
7 -	35.790	23.038	58.828	73.92	1.406	14:48:46.460	
8 -	34.916	23.190	58.106	74.83	0.684	14:49:44.566	
9 -	34.336	23.099	57.435 (2)	75.71	0.013	14:50:42.001	

P6		27 S		Ben BROWN		Kawasaki Ninja - Hunts Motorcycles	
IDEAL LAP TIME : 57.376		BEST LAP TIME : 57.446		DIFFERENCE : 0.070			
LAP	SECTOR 1	SECTOR 2	LAP TIME	MPH	DIFF	TIME OF DAY	
1 -		23.701	1:04.701	67.20	7.255	14:42:55.277	
2 -	35.084	23.402	58.486	74.35	1.040	14:43:53.763	
3 -	34.706	23.476	58.182	74.74	0.736	14:44:51.945	
4 -	35.892	24.058	59.950	72.53	2.504	14:45:51.895	
5 -	34.812	22.970	57.782 (2)	75.25	0.336	14:46:49.677	
6 -	35.418	22.933	58.351	74.52	0.905	14:47:48.028	
7 -	36.061	22.927	58.988	73.72	1.542	14:48:47.016	
8 -	34.965	22.983	57.948 (3)	75.04	0.502	14:49:44.964	
9 -	34.449	22.997	57.446 (1)	75.69		14:50:42.410	

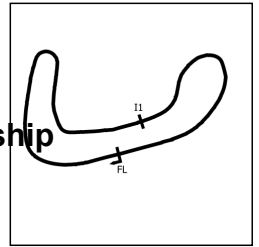
P7		45 J		Marley MACKENZIE		Kawasaki Ninja - Kirkcaldy Kawasaki, Elpm	
IDEAL LAP TIME : 57.002		BEST LAP TIME : 57.002		DIFFERENCE : 0.000			
LAP	SECTOR 1	SECTOR 2	LAP TIME	MPH	DIFF	TIME OF DAY	
1 -		23.594	1:05.068	66.83	8.066	14:42:55.644	
2 -	35.199	23.547	58.746	74.02	1.744	14:43:54.390	
3 -	34.943	23.667	58.610	74.19	1.608	14:44:53.000	
4 -	35.061	24.192	59.253	73.39	2.251	14:45:52.253	
5 -	34.673	23.086	57.759 (3)	75.28	0.757	14:46:50.012	
6 -	35.581	23.296	58.877	73.85	1.875	14:47:48.889	
7 -	34.426	23.262	57.688 (2)	75.38	0.686	14:48:46.577	
8 -	35.905	23.194	59.099	73.58	2.097	14:49:45.676	
9 -	34.011	22.991	57.002 (1)	76.28		14:50:42.678	

P8		2 J		Kade WATT		Kawasaki Ninja 400 - 3D Racing	
IDEAL LAP TIME : 56.749		BEST LAP TIME : 56.763		DIFFERENCE : 0.014			
LAP	SECTOR 1	SECTOR 2	LAP TIME	MPH	DIFF	TIME OF DAY	
1 -		24.079	1:06.126	65.76	9.363	14:42:56.702	
2 -	35.072	23.396	58.468	74.37	1.705	14:43:55.170	
3 -	34.617	23.451	58.068	74.88	1.305	14:44:53.238	
4 -	34.886	25.045	59.931	72.56	3.168	14:45:53.169	
5 -	35.155	23.345	58.500	74.33	1.737	14:46:51.669	
6 -	35.003	23.564	58.567	74.25	1.804	14:47:50.236	
7 -	34.942	22.907	57.849 (2)	75.17	1.086	14:48:48.085	
8 -	34.658	23.255	57.913 (3)	75.08	1.150	14:49:45.998	
9 -	33.842	22.921	56.763 (1)	76.60		14:50:42.761	

BMCRC - MRO Championships 2024 - Rnd 1 @ Brands Hatch Indy

ACU Team Green Junior Cup & Senior Ninja & JSS & ACU Lightweight Championship

RACE 12 - SECTOR ANALYSIS



SECTOR 1 = FL to I1, SECTOR 2 = I1 to FL, DIFF = Difference To Personal Best Lap, P = Crossed Finish Line in Pit Lane, D = Time Disallowed

P9 75 J		Mason GREASLEY		Kawasaki Ninja 300 - Frame Fast			
IDEAL LAP TIME : 57.527		BEST LAP TIME : 57.568		DIFFERENCE : 0.041			
LAP	SECTOR 1	SECTOR 2	LAP TIME	MPH	DIFF	TIME OF DAY	
1 -		23.952	1:06.454	65.43	8.886	14:42:57.030	
2 -	34.994	23.527	58.521	74.30	0.953	14:43:55.551	
3 -	35.418	23.449	58.867	73.87	1.299	14:44:54.418	
4 -	34.429	23.735	58.164	74.76	0.596	14:45:52.582	
5 -	34.761	23.098	57.859 (2)	75.15	0.291	14:46:50.441	
6 -	35.496	23.262	58.758	74.00	1.190	14:47:49.199	
7 -	34.901	23.178	58.079 (3)	74.87	0.511	14:48:47.278	
8 -	35.324	23.349	58.673	74.11	1.105	14:49:45.951	
9 -	34.459	23.109	57.568 (1)	75.53		14:50:43.519	

P10 81 J		Ollie SIMS		Kawasaki Ninja 400 - Motorbodies Weston Ltd			
IDEAL LAP TIME : 58.312		BEST LAP TIME : 58.497		DIFFERENCE : 0.185			
LAP	SECTOR 1	SECTOR 2	LAP TIME	MPH	DIFF	TIME OF DAY	
1 -		24.061	1:07.438	64.48	8.941	14:42:58.014	
2 -	35.655	23.704	59.359	73.25	0.862	14:43:57.373	
3 -	35.430	23.386	58.816 (3)	73.93	0.319	14:44:56.189	
4 -	34.996	23.836	58.832	73.91	0.335	14:45:55.021	
5 -	35.248	23.452	58.700 (2)	74.08	0.203	14:46:53.721	
6 -	35.009	24.326	59.335	73.28	0.838	14:47:53.056	
7 -	35.614	23.683	59.297	73.33	0.800	14:48:52.353	
8 -	34.926	23.571	58.497 (1)	74.33		14:49:50.850	
9 -	35.570	23.676	59.246	73.39	0.749	14:50:50.096	

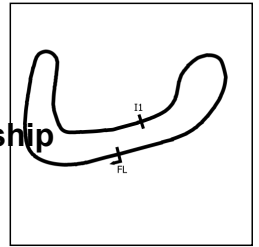
P11 17 S		Daryn BUSA		Kawasaki Ninja 400 -			
IDEAL LAP TIME : 58.364		BEST LAP TIME : 58.612		DIFFERENCE : 0.248			
LAP	SECTOR 1	SECTOR 2	LAP TIME	MPH	DIFF	TIME OF DAY	
1 -		23.619	1:05.793	66.09	7.181	14:42:56.369	
2 -	35.346	23.545	58.891 (2)	73.84	0.279	14:43:55.260	
3 -	36.074	23.717	59.791	72.73	1.179	14:44:55.051	
4 -	34.960	24.200	59.160	73.50	0.548	14:45:54.211	
5 -	35.665	23.742	59.407	73.20	0.795	14:46:53.618	
6 -	35.322	24.615	59.937	72.55	1.325	14:47:53.555	
7 -	35.251	23.691	58.942 (3)	73.77	0.330	14:48:52.497	
8 -	35.345	23.801	59.146	73.52	0.534	14:49:51.643	
9 -	35.208	23.404	58.612 (1)	74.19		14:50:50.255	

P12 12 J		Kees RAMSEY		Kawasaki Ninja 400cc -			
IDEAL LAP TIME : 58.863		BEST LAP TIME : 58.863		DIFFERENCE : 0.000			
LAP	SECTOR 1	SECTOR 2	LAP TIME	MPH	DIFF	TIME OF DAY	
1 -		24.249	1:07.838	64.10	8.975	14:42:58.414	
2 -	35.844	23.820	59.664	72.88	0.801	14:43:58.078	
3 -	35.516	23.755	59.271 (2)	73.36	0.408	14:44:57.349	
4 -	36.357	23.835	1:00.192	72.24	1.329	14:45:57.541	
5 -	36.110	25.357	1:01.467	70.74	2.604	14:46:59.008	
6 -	35.913	23.529	59.442	73.15	0.579	14:47:58.450	
7 -	35.532	25.188	1:00.720	71.61	1.857	14:48:59.170	
8 -	35.476	23.889	59.365 (3)	73.25	0.502	14:49:58.535	
9 -	35.384	23.479	58.863 (1)	73.87		14:50:57.398	

BMCRC - MRO Championships 2024 - Rnd 1 @ Brands Hatch Indy

ACU Team Green Junior Cup & Senior Ninja & JSS & ACU Lightweight Championship

RACE 12 - SECTOR ANALYSIS



SECTOR 1 = FL to I1, SECTOR 2 = I1 to FL, DIFF = Difference To Personal Best Lap, P = Crossed Finish Line in Pit Lane, D = Time Disallowed

P13 85 S		Andrew WALES		Kawasaki Ninja 300 - Show Control International			
IDEAL LAP TIME : 59.190		BEST LAP TIME : 59.190		DIFFERENCE : 0.000			
LAP	SECTOR 1	SECTOR 2	LAP TIME	MPH	DIFF	TIME OF DAY	
1 -		23.972	1:07.125	64.78	7.935	14:42:57.701	
2 -	35.882	24.121	1:00.003	72.47	0.813	14:43:57.704	
3 -	35.587	23.603	59.190 (1)	73.46		14:44:56.894	
4 -	35.860	24.261	1:00.121	72.33	0.931	14:45:57.015	
5 -	36.258	24.386	1:00.644	71.70	1.454	14:46:57.659	
6 -	35.687	24.078	59.765 (3)	72.76	0.575	14:47:57.424	
7 -	36.189	25.431	1:01.620	70.57	2.430	14:48:59.044	
8 -	36.131	23.970	1:00.101	72.35	0.911	14:49:59.145	
9 -	35.756	23.724	59.480 (2)	73.11	0.290	14:50:58.625	

P14 43 S		Mark SWARBRICK		Kawasaki Ninja 400 -			
IDEAL LAP TIME : 59.390		BEST LAP TIME : 59.478		DIFFERENCE : 0.088			
LAP	SECTOR 1	SECTOR 2	LAP TIME	MPH	DIFF	TIME OF DAY	
1 -		23.886	1:07.208	64.70	7.730	14:42:57.784	
2 -	36.090	23.915	1:00.005 (3)	72.47	0.527	14:43:57.789	
3 -	35.504	23.974	59.478 (1)	73.11		14:44:57.267	
4 -	36.027	23.957	59.984 (2)	72.49	0.506	14:45:57.251	
5 -	36.752	25.145	1:01.897	70.25	2.419	14:46:59.148	
6 -	35.978	24.031	1:00.009	72.46	0.531	14:47:59.157	
7 -	36.140	24.503	1:00.643	71.70	1.165	14:48:59.800	
8 -	37.008	23.952	1:00.960	71.33	1.482	14:50:00.760	
9 -	35.975	24.109	1:00.084	72.37	0.606	14:51:00.844	

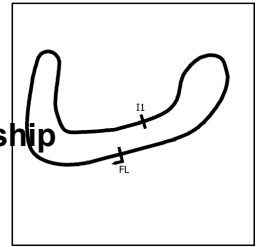
P15 6 J		Kian BUSA		Kawasaki Ninja 400 -			
IDEAL LAP TIME : 59.618		BEST LAP TIME : 59.932		DIFFERENCE : 0.314			
LAP	SECTOR 1	SECTOR 2	LAP TIME	MPH	DIFF	TIME OF DAY	
1 -		24.513	1:08.621	63.37	8.689	14:42:59.197	
2 -	35.665	24.267	59.932 (1)	72.55		14:43:59.129	
3 -	35.351	24.654	1:00.005 (2)	72.47	0.073	14:44:59.134	
4 -	35.920	24.398	1:00.318 (3)	72.09	0.386	14:45:59.452	
5 -	36.658	24.567	1:01.225	71.02	1.293	14:47:00.677	
6 -	35.734	24.810	1:00.544	71.82	0.612	14:48:01.221	
7 -	35.645	25.090	1:00.735	71.59	0.803	14:49:01.956	
8 -	36.178	24.660	1:00.838	71.47	0.906	14:50:02.794	
9 -	35.780	24.820	1:00.600	71.75	0.668	14:51:03.394	

P16 54 S		Ben SCOTT		Kawasaki Ninja 250 - GI Landscapes Vamptech			
IDEAL LAP TIME : 1:02.042		BEST LAP TIME : 1:02.097		DIFFERENCE : 0.055			
LAP	SECTOR 1	SECTOR 2	LAP TIME	MPH	DIFF	TIME OF DAY	
1 -		24.909	1:09.844	62.26	7.747	14:43:00.420	
2 -	37.494	24.955	1:02.449	69.63	0.352	14:44:02.869	
3 -	37.244	25.076	1:02.320	69.77	0.223	14:45:05.189	
4 -	37.551	25.284	1:02.835	69.20	0.738	14:46:08.024	
5 -	37.188	25.118	1:02.306 (3)	69.79	0.209	14:47:10.330	
6 -	37.691	24.967	1:02.658	69.40	0.561	14:48:12.988	
7 -	39.076	25.191	1:04.267	67.66	2.170	14:49:17.255	
8 -	37.133	25.078	1:02.211 (2)	69.90	0.114	14:50:19.466	
9 -	37.154	24.943	1:02.097 (1)	70.02		14:51:21.563	

BMCRC - MRO Championships 2024 - Rnd 1 @ Brands Hatch Indy

ACU Team Green Junior Cup & Senior Ninja & JSS & ACU Lightweight Championship

RACE 12 - SECTOR ANALYSIS



SECTOR 1 = FL to I1, SECTOR 2 = I1 to FL, DIFF = Difference To Personal Best Lap, P = Crossed Finish Line in Pit Lane, D = Time Disallowed

P17 4 S		Nigel FRANKLIN		Kawasaki Ninja - Nigel Franklin		
IDEAL LAP TIME : 1:02.348		BEST LAP TIME : 1:02.348		DIFFERENCE : 0.000		
LAP	SECTOR 1	SECTOR 2	LAP TIME	MPH	DIFF	TIME OF DAY
1 -		25.136	1:10.476	61.70	8.128	14:43:01.052
2 -	37.716	25.572	1:03.288	68.71	0.940	14:44:04.340
3 -	37.962	25.577	1:03.539	68.43	1.191	14:45:07.879
4 -	39.073	25.298	1:04.371	67.55	2.023	14:46:12.250
5 -	38.318	25.286	1:03.604	68.36	1.256	14:47:15.854
6 -	37.819	25.277	1:03.096	68.92	0.748	14:48:18.950
7 -	37.901	25.037	1:02.938 (3)	69.09	0.590	14:49:21.888
8 -	37.408	24.940	1:02.348 (1)	69.74		14:50:24.236
9 -	37.489	25.209	1:02.698 (2)	69.35	0.350	14:51:26.934

P18 33 J		Patrick KLINGE		Kawasaki Ninja 400 - Klingklong Racing		
IDEAL LAP TIME : 1:03.892		BEST LAP TIME : 1:03.892		DIFFERENCE : 0.000		
LAP	SECTOR 1	SECTOR 2	LAP TIME	MPH	DIFF	TIME OF DAY
1 -		25.340	1:11.494	60.82	7.602	14:43:02.070
2 -	38.708	25.391	1:04.099 (2)	67.84	0.207	14:44:06.169
3 -	38.635	25.257	1:03.892 (1)	68.06		14:45:10.061
4 -	40.419	25.288	1:05.707	66.18	1.815	14:46:15.768
5 -	40.159	26.615	1:06.774	65.12	2.882	14:47:22.542
6 -	38.981	25.373	1:04.354 (3)	67.57	0.462	14:48:26.896
7 -	39.103	25.675	1:04.778	67.13	0.886	14:49:31.674
8 -	39.469	25.912	1:05.381	66.51	1.489	14:50:37.055

P19 44 S		Joshua CORREIA		Kawasaki Ninja 300 - Alpha Racing		
IDEAL LAP TIME : 1:03.609		BEST LAP TIME : 1:04.258		DIFFERENCE : 0.649		
LAP	SECTOR 1	SECTOR 2	LAP TIME	MPH	DIFF	TIME OF DAY
1 -		25.822	1:13.007	59.56	8.749	14:43:03.583
2 -	39.097	26.208	1:05.305	66.58	1.047	14:44:08.888
3 -	38.985	26.118	1:05.103	66.79	0.845	14:45:13.991
4 -	38.638	25.656	1:04.294 (2)	67.63	0.036	14:46:18.285
5 -	38.923	26.032	1:04.955	66.94	0.697	14:47:23.240
6 -	39.228	25.792	1:05.020	66.88	0.762	14:48:28.260
7 -	38.217	26.041	1:04.258 (1)	67.67		14:49:32.518
8 -	39.342	25.392	1:04.734 (3)	67.17	0.476	14:50:37.252

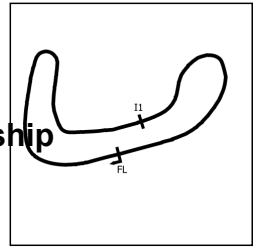
P20 21 50		Owen MONAGHAN		Rlt Honda/Kriedler/Ktm - RLT Racing		
IDEAL LAP TIME : 1:02.751		BEST LAP TIME : 1:02.751		DIFFERENCE : 0.000		
LAP	SECTOR 1	SECTOR 2	LAP TIME	MPH	DIFF	TIME OF DAY
1 -		26.390	1:36.919	44.86	34.168	14:43:27.495
2 -	38.482	25.377	1:03.859 (3)	68.09	1.108	14:44:31.354
3 -	37.652	25.099	1:02.751 (1)	69.29		14:45:34.105
4 -	38.451	25.492	1:03.943	68.00	1.192	14:46:38.048
5 -	38.169	25.368	1:03.537 (2)	68.44	0.786	14:47:41.585
6 -	38.545	25.329	1:03.874	68.08	1.123	14:48:45.459
7 -	38.381	26.369	1:04.750	67.15	1.999	14:49:50.209
8 -	39.104	25.246	1:04.350	67.57	1.599	14:50:54.559

P21 26 J		Brooke CHAMPION		Kawasaki 300 Ninja -		
IDEAL LAP TIME : 1:05.667		BEST LAP TIME : 1:06.034		DIFFERENCE : 0.367		
LAP	SECTOR 1	SECTOR 2	LAP TIME	MPH	DIFF	TIME OF DAY
1 -		26.886	1:16.843	56.59	10.809	14:43:07.419
2 -	40.705	26.685	1:07.390	64.52	1.356	14:44:14.809
3 -	40.043	26.108	1:06.151 (2)	65.73	0.117	14:45:20.960
4 -	39.864	26.170	1:06.034 (1)	65.85		14:46:26.994
5 -	41.581	25.803	1:07.384	64.53	1.350	14:47:34.378
6 -	40.512	26.609	1:07.121	64.78	1.087	14:48:41.499
7 -	42.086	25.952	1:08.038	63.91	2.004	14:49:49.537
8 -	40.121	26.684	1:06.805 (3)	65.09	0.771	14:50:56.342

BMCRC - MRO Championships 2024 - Rnd 1 @ Brands Hatch Indy

ACU Team Green Junior Cup & Senior Ninja & JSS & ACU Lightweight Championship

RACE 12 - SECTOR ANALYSIS



SECTOR 1 = FL to I1, SECTOR 2 = I1 to FL, DIFF = Difference To Personal Best Lap, P = Crossed Finish Line in Pit Lane, D = Time Disallowed

P22 24 125S Morgan FULOP			Suzuki Gsxr - Katrina Upholstery			
IDEAL LAP TIME : 1:04.608		BEST LAP TIME : 1:04.702		DIFFERENCE : 0.094		
LAP	SECTOR 1	SECTOR 2	LAP TIME	MPH	DIFF	TIME OF DAY
1 -		27.414	1:37.164	44.75	32.462	14:43:27.740
2 -	39.270	27.108	1:06.378	65.51	1.676	14:44:34.118
3 -	39.380	27.156	1:06.536	65.35	1.834	14:45:40.654
4 -	39.559	26.550	1:06.109	65.77	1.407	14:46:46.763
5 -	40.294	26.744	1:07.038	64.86	2.336	14:47:53.801
6 -	38.667	26.907	1:05.574 (3)	66.31	0.872	14:48:59.375
7 -	38.058	26.644	1:04.702 (1)	67.20		14:50:04.077
8 -	38.369	26.790	1:05.159 (2)	66.73	0.457	14:51:09.236

P23 173 80 David McGLONE			Derbi Gpr80 -			
IDEAL LAP TIME : 1:04.392		BEST LAP TIME : 1:04.430		DIFFERENCE : 0.038		
LAP	SECTOR 1	SECTOR 2	LAP TIME	MPH	DIFF	TIME OF DAY
1 -		26.795	1:37.916	44.41	33.486	14:43:28.492
2 -	39.531	27.450	1:06.981	64.92	2.551	14:44:35.473
3 -	39.044	26.382	1:05.426 (3)	66.46	0.996	14:45:40.899
4 -	39.457	26.692	1:06.149	65.73	1.719	14:46:47.048
5 -	40.210	27.212	1:07.422	64.49	2.992	14:47:54.470
6 -	38.808	26.812	1:05.620	66.26	1.190	14:49:00.090
7 -	38.514	26.444	1:04.958 (2)	66.94	0.528	14:50:05.048
8 -	38.010	26.420	1:04.430 (1)	67.49		14:51:09.478

P24 35 125F Jay GILBERT			Suzuki Gsxr 125 - Open To Offers			
IDEAL LAP TIME : 1:05.360		BEST LAP TIME : 1:05.360		DIFFERENCE : 0.000		
LAP	SECTOR 1	SECTOR 2	LAP TIME	MPH	DIFF	TIME OF DAY
1 -		27.376	1:36.892	44.88	31.532	14:43:27.468
2 -	39.635	26.921	1:06.556	65.33	1.196	14:44:34.024
3 -	39.411	27.062	1:06.473	65.41	1.113	14:45:40.497
4 -	39.502	26.561	1:06.063 (2)	65.82	0.703	14:46:46.560
5 -	39.187	26.877	1:06.064 (3)	65.82	0.704	14:47:52.624
6 -	39.157	27.150	1:06.307	65.58	0.947	14:48:58.931
7 -	39.742	26.499	1:06.241	65.64	0.881	14:50:05.172
8 -	38.939	26.421	1:05.360 (1)	66.53		14:51:10.532

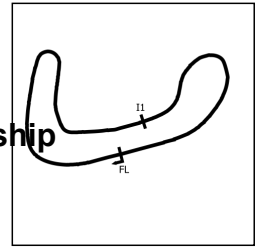
P25 53 Max CHAMBERS			Suzuki Gsxr 125 - Ride Fr33			
IDEAL LAP TIME : 1:05.207		BEST LAP TIME : 1:05.406		DIFFERENCE : 0.199		
LAP	SECTOR 1	SECTOR 2	LAP TIME	MPH	DIFF	TIME OF DAY
1 -		27.411	1:37.049	44.80	31.643	14:43:27.625
2 -	39.851	27.016	1:06.867	65.03	1.461	14:44:34.492
3 -	39.313	26.947	1:06.260	65.62	0.854	14:45:40.752
4 -	39.065	26.838	1:05.903 (3)	65.98	0.497	14:46:46.655
5 -	40.380	26.734	1:07.114	64.79	1.708	14:47:53.769
6 -	38.670	26.839	1:05.509 (2)	66.38	0.103	14:48:59.278
7 -	39.141	26.849	1:05.990	65.89	0.584	14:50:05.268
8 -	38.869	26.537	1:05.406 (1)	66.48		14:51:10.674

P26 31 125S Joel GREIG			Suzuki Gsxr125 - Parkway Express Couriers			
IDEAL LAP TIME : 1:05.694		BEST LAP TIME : 1:05.694		DIFFERENCE : 0.000		
LAP	SECTOR 1	SECTOR 2	LAP TIME	MPH	DIFF	TIME OF DAY
1 -		27.270	1:37.634	44.53	31.940	14:43:28.210
2 -	39.178	27.017	1:06.195 (3)	65.69	0.501	14:44:34.405
3 -	39.329	27.411	1:06.740	65.15	1.046	14:45:41.145
4 -	39.707	27.328	1:07.035	64.87	1.341	14:46:48.180
5 -	39.339	27.244	1:06.583	65.31	0.889	14:47:54.763
6 -	39.168	27.486	1:06.654	65.24	0.960	14:49:01.417
7 -	38.797	26.897	1:05.694 (1)	66.19		14:50:07.111
8 -	38.850	27.280	1:06.130 (2)	65.75	0.436	14:51:13.241

BMCRC - MRO Championships 2024 - Rnd 1 @ Brands Hatch Indy

ACU Team Green Junior Cup & Senior Ninja & JSS & ACU Lightweight Championship

RACE 12 - SECTOR ANALYSIS



SECTOR 1 = FL to I1, SECTOR 2 = I1 to FL, DIFF = Difference To Personal Best Lap, P = Crossed Finish Line in Pit Lane, D = Time Disallowed

P27 158 125S Paul LIVESEY		Suzuki Gsxr 125 -				
IDEAL LAP TIME : 1:05.731		BEST LAP TIME : 1:05.966		DIFFERENCE : 0.235		
LAP	SECTOR 1	SECTOR 2	LAP TIME	MPH	DIFF	TIME OF DAY
1 -		27.161	1:38.011	44.36	32.045	14:43:28.587
2 -	39.612	27.015	1:06.627	65.26	0.661	14:44:35.214
3 -	39.467	27.419	1:06.886	65.01	0.920	14:45:42.100
4 -	38.880	27.535	1:06.415	65.47	0.449	14:46:48.515
5 -	39.416	27.176	1:06.592	65.30	0.626	14:47:55.107
6 -	38.829	27.389	1:06.218 (3)	65.67	0.252	14:49:01.325
7 -	38.963	27.003	1:05.966 (1)	65.92		14:50:07.291
8 -	38.728	27.336	1:06.064 (2)	65.82	0.098	14:51:13.355

P28 133 80 William GREENWAY		Derbi Gpr 80 - Wyre Forest Motors				
IDEAL LAP TIME : 1:07.718		BEST LAP TIME : 1:07.772		DIFFERENCE : 0.054		
LAP	SECTOR 1	SECTOR 2	LAP TIME	MPH	DIFF	TIME OF DAY
1 -		27.620	1:38.968	43.93	31.196	14:43:29.544
2 -	40.662	28.060	1:08.722	63.27	0.950	14:44:38.266
3 -	40.634	27.747	1:08.381	63.59	0.609	14:45:46.647
4 -	40.540	27.560	1:08.100 (3)	63.85	0.328	14:46:54.747
5 -	41.002	27.630	1:08.632	63.36	0.860	14:48:03.379
6 -	40.354	27.792	1:08.146	63.81	0.374	14:49:11.525
7 -	40.386	27.637	1:08.023 (2)	63.92	0.251	14:50:19.548
8 -	40.158	27.614	1:07.772 (1)	64.16		14:51:27.320

P29 36 125S Joey DRAPER		Honda Cbr125 -				
IDEAL LAP TIME : 1:08.448		BEST LAP TIME : 1:08.736		DIFFERENCE : 0.288		
LAP	SECTOR 1	SECTOR 2	LAP TIME	MPH	DIFF	TIME OF DAY
1 -		28.609	1:42.770	42.31	34.034	14:43:33.346
2 -	41.296	28.126	1:09.422 (3)	62.64	0.686	14:44:42.768
3 -	40.583	28.153	1:08.736 (1)	63.26		14:45:51.504
4 -	42.922	27.865	1:10.787	61.43	2.051	14:47:02.291
5 -	40.644	28.229	1:08.873 (2)	63.13	0.137	14:48:11.164
6 -	41.897	28.248	1:10.145	61.99	1.409	14:49:21.309
7 -	41.412	28.349	1:09.761	62.33	1.025	14:50:31.070

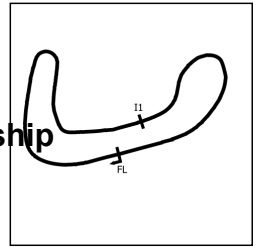
P30 157 125S Jez SCOTT		Suzuki 125 -				
IDEAL LAP TIME : 1:08.575		BEST LAP TIME : 1:08.575		DIFFERENCE : 0.000		
LAP	SECTOR 1	SECTOR 2	LAP TIME	MPH	DIFF	TIME OF DAY
1 -		28.392	1:42.698	42.34	34.123	14:43:33.274
2 -	40.568	28.007	1:08.575 (1)	63.41		14:44:41.849
3 -	41.228	28.254	1:09.482 (3)	62.58	0.907	14:45:51.331
4 -	41.747	28.347	1:10.094	62.03	1.519	14:47:01.425
5 -	41.068	28.245	1:09.313 (2)	62.73	0.738	14:48:10.738
6 -	42.081	28.283	1:10.364	61.80	1.789	14:49:21.102
7 -	41.559	28.499	1:10.058	62.07	1.483	14:50:31.160

P31 909 James WOODROFFE		Suzuki Gsxr 125 -				
IDEAL LAP TIME : 1:09.406		BEST LAP TIME : 1:09.406		DIFFERENCE : 0.000		
LAP	SECTOR 1	SECTOR 2	LAP TIME	MPH	DIFF	TIME OF DAY
1 -		28.162	1:40.962	43.07	31.556	14:43:31.538
2 -	42.147	28.753	1:10.900	61.33	1.494	14:44:42.438
3 -	42.056	27.933	1:09.989 (3)	62.13	0.583	14:45:52.427
4 -	42.348	28.048	1:10.396	61.77	0.990	14:47:02.823
5 -	41.918	28.149	1:10.067	62.06	0.661	14:48:12.890
6 -	41.914	28.018	1:09.932 (2)	62.18	0.526	14:49:22.822
7 -	41.503	27.903	1:09.406 (1)	62.65		14:50:32.228

BMCRC - MRO Championships 2024 - Rnd 1 @ Brands Hatch Indy

ACU Team Green Junior Cup & Senior Ninja & JSS & ACU Lightweight Championship

RACE 12 - SECTOR ANALYSIS



SECTOR 1 = FL to I1, SECTOR 2 = I1 to FL, DIFF = Difference To Personal Best Lap, P = Crossed Finish Line in Pit Lane, D = Time Disallowed

P32 517 125S Max WILSON		Honda Cbr1254 - RWBS Ltd				
IDEAL LAP TIME : 1:09.593		BEST LAP TIME : 1:09.715		DIFFERENCE : 0.122		
LAP	SECTOR 1	SECTOR 2	LAP TIME	MPH	DIFF	TIME OF DAY
1 -		29.269	1:45.164	41.35	35.449	14:43:35.740
2 -	42.512	29.196	1:11.708	60.64	1.993	14:44:47.448
3 -	42.819	28.694	1:11.513	60.80	1.798	14:45:58.961
4 -	41.839	28.516	1:10.355 (3)	61.80	0.640	14:47:09.316
5 -	41.077	28.638	1:09.715 (1)	62.37		14:48:19.031
6 -	41.700	28.749	1:10.449	61.72	0.734	14:49:29.480
7 -	41.078	28.678	1:09.756 (2)	62.34	0.041	14:50:39.236

P33 197 125S Alison SCOTT		Suzuki Gsxr 125 -				
IDEAL LAP TIME : 1:10.172		BEST LAP TIME : 1:10.793		DIFFERENCE : 0.621		
LAP	SECTOR 1	SECTOR 2	LAP TIME	MPH	DIFF	TIME OF DAY
1 -		27.985	1:41.902	42.67	31.109	14:43:32.478
2 -	43.563	28.199	1:11.762	60.59	0.969	14:44:44.240
3 -	42.665	29.355	1:12.020	60.38	1.227	14:45:56.260
4 -	42.187	28.609	1:10.796 (2)	61.42	0.003	14:47:07.056
5 -	43.031	28.121	1:11.152 (3)	61.11	0.359	14:48:18.208
6 -	42.914	28.646	1:11.560	60.76	0.767	14:49:29.768
7 -	42.716	28.077	1:10.793 (1)	61.42		14:50:40.561

P34 13 125S Nathan STOCKTON		Suzuki Gsxr 125 - Chapmans Refrigeration				
IDEAL LAP TIME : 1:11.022		BEST LAP TIME : 1:11.022		DIFFERENCE : 0.000		
LAP	SECTOR 1	SECTOR 2	LAP TIME	MPH	DIFF	TIME OF DAY
1 -		29.010	1:44.290	41.69	33.268	14:43:34.866
2 -	42.692	28.979	1:11.671	60.67	0.649	14:44:46.537
3 -	42.805	29.292	1:12.097	60.31	1.075	14:45:58.634
4 -	42.558	29.052	1:11.610	60.72	0.588	14:47:10.244
5 -	42.236	28.786	1:11.022 (1)	61.22		14:48:21.266
6 -	42.428	29.089	1:11.517 (3)	60.80	0.495	14:49:32.783
7 -	42.265	29.107	1:11.372 (2)	60.92	0.350	14:50:44.155

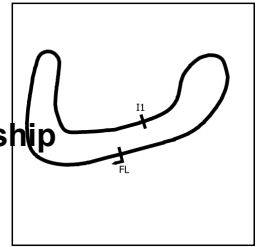
P35 69 50 Brett MOOR		Derbi Gpr50 - NJS Racing				
IDEAL LAP TIME :		BEST LAP TIME : 1:11.082		DIFFERENCE :		
LAP	SECTOR 1	SECTOR 2	LAP TIME	MPH	DIFF	TIME OF DAY
1 -			1:52.732	38.57	41.650	14:43:43.308
2 -			1:13.311	59.31	2.229	14:44:56.619
3 -			1:12.258 (3)	60.18	1.176	14:46:08.877
4 -			1:12.588	59.90	1.506	14:47:21.465
5 -			1:12.398	60.06	1.316	14:48:33.863
6 -			1:11.422 (2)	60.88	0.340	14:49:45.285
7 -			1:11.082 (1)	61.17		14:50:56.367

P36 999 Jim DALTON		Honda Nd4 -				
IDEAL LAP TIME : 1:14.056		BEST LAP TIME : 1:14.326		DIFFERENCE : 0.270		
LAP	SECTOR 1	SECTOR 2	LAP TIME	MPH	DIFF	TIME OF DAY
1 -		30.170	1:49.333	39.77	35.007	14:43:39.909
2 -	45.525	30.379	1:15.904	57.29	1.578	14:44:55.813
3 -	44.811	29.960	1:14.771 (3)	58.15	0.445	14:46:10.584
4 -	44.755	29.667	1:14.422 (2)	58.43	0.096	14:47:25.006
5 -	44.406	31.413	1:15.819	57.35	1.493	14:48:40.825
6 -	44.676	29.650	1:14.326 (1)	58.50		14:49:55.151
7 -	44.600	30.493	1:15.093	57.90	0.767	14:51:10.244

BMCRC - MRO Championships 2024 - Rnd 1 @ Brands Hatch Indy

ACU Team Green Junior Cup & Senior Ninja & JSS & ACU Lightweight Championship

RACE 12 - SECTOR ANALYSIS



SECTOR 1 = FL to I1, SECTOR 2 = I1 to FL, DIFF = Difference To Personal Best Lap, P = Crossed Finish Line in Pit Lane, D = Time Disallowed

P37 98 125S Alexander PARKIN		Aprilia Rs4 125 - Mechanic 2u				
IDEAL LAP TIME : 1:19.138		BEST LAP TIME : 1:19.138		DIFFERENCE : 0.000		
LAP	SECTOR 1	SECTOR 2	LAP TIME	MPH	DIFF	TIME OF DAY
1 -		32.026	1:53.812	38.20	34.674	14:43:44.388
2 -	49.346	31.882	1:21.228	53.53	2.090	14:45:05.616
3 -	47.838	31.300	1:19.138 (1)	54.94		14:46:24.754
4 -	48.017	31.797	1:19.814 (2)	54.48	0.676	14:47:44.568
5 -	48.580	32.504	1:21.084 (3)	53.63	1.946	14:49:05.652
6 -	49.567	32.466	1:22.033	53.01	2.895	14:50:27.685

BMCRC - MRO Championships 2024 - Rnd 1 @ Brands Hatch Indy

ACU Team Green Junior Cup & Senior Ninja & JSS & ACU Lightweight Championship

RACE 12 - BEST SECTORS

SECTOR 1			SECTOR 2			IDEAL / BEST COMPARISON						
POS	NO	NAME	TIME	NO	NAME	TIME	POS	NO	NAME	IDEAL	BEST	DIFF
									PERFECT LAP	56.188		
1	1	ATKINSON	33.516	7	ROOKER	22.672	1	1	ATKINSON	56.378	56.378	0.000
2	2	WATT	33.842	1	ATKINSON	22.862	2	7	ROOKER	56.545	57.185	0.640
3	7	ROOKER	33.873	2	WATT	22.907	3	2	WATT	56.749	56.763	0.014
4	76	WILKINSON	33.876	27	BROWN	22.927	4	76	WILKINSON	56.951	56.951	0.000
5	16	LAYTON	33.918	45	MACKENZIE	22.991	5	16	LAYTON	56.991	57.567	0.576
6	45	MACKENZIE	34.011	134	SKAYMAN	23.038	6	45	MACKENZIE	57.002	57.002	0.000
7	134	SKAYMAN	34.323	16	LAYTON	23.073	7	134	SKAYMAN	57.361	57.422	0.061
8	75	GREASLEY	34.429	76	WILKINSON	23.075	8	27	BROWN	57.376	57.446	0.070
9	27	BROWN	34.449	75	GREASLEY	23.098	9	75	GREASLEY	57.527	57.568	0.041
10	81	SIMS	34.926	81	SIMS	23.386	10	81	SIMS	58.312	58.497	0.185
11	17	BUSA	34.960	17	BUSA	23.404	11	17	BUSA	58.364	58.612	0.248
12	6	BUSA	35.351	12	RAMSEY	23.479	12	12	RAMSEY	58.863	58.863	0.000
13	12	RAMSEY	35.384	85	WALES	23.603	13	85	WALES	59.190	59.190	0.000
14	43	SWARBRICK	35.504	43	SWARBRICK	23.886	14	43	SWARBRICK	59.390	59.478	0.088
15	85	WALES	35.587	6	BUSA	24.267	15	6	BUSA	59.618	59.932	0.314
16	54	SCOTT	37.133	54	SCOTT	24.909	16	54	SCOTT	1:02.042	1:02.097	0.055
17	4	FRANKLIN	37.408	4	FRANKLIN	24.940	17	4	FRANKLIN	1:02.348	1:02.348	0.000
18	21	MONAGHAN	37.652	21	MONAGHAN	25.099	18	21	MONAGHAN	1:02.751	1:02.751	0.000
19	173	McGLONE	38.010	33	KLINGE	25.257	19	44	CORREIA	1:03.609	1:04.258	0.649
20	24	FULOP	38.058	44	CORREIA	25.392	20	33	KLINGE	1:03.892	1:03.892	0.000
21	44	CORREIA	38.217	26	CHAMPION	25.803	21	173	McGLONE	1:04.392	1:04.430	0.038
22	33	KLINGE	38.635	173	McGLONE	26.382	22	24	FULOP	1:04.608	1:04.702	0.094
23	53	CHAMBERS	38.670	35	GILBERT	26.421	23	53	CHAMBERS	1:05.207	1:05.406	0.199
24	158	LIVESEY	38.728	53	CHAMBERS	26.537	24	35	GILBERT	1:05.360	1:05.360	0.000
25	31	GREIG	38.797	24	FULOP	26.550	25	26	CHAMPION	1:05.667	1:06.034	0.367
26	35	GILBERT	38.939	31	GREIG	26.897	26	31	GREIG	1:05.694	1:05.694	0.000
27	26	CHAMPION	39.864	158	LIVESEY	27.003	27	158	LIVESEY	1:05.731	1:05.966	0.235
28	133	GREENWAY	40.158	133	GREENWAY	27.560	28	133	GREENWAY	1:07.718	1:07.772	0.054
29	157	SCOTT	40.568	36	DRAPER	27.865	29	36	DRAPER	1:08.448	1:08.736	0.288
30	36	DRAPER	40.583	909	WOODROFFE	27.903	30	157	SCOTT	1:08.575	1:08.575	0.000
31	517	WILSON	41.077	197	SCOTT	27.985	31	909	WOODROFFE	1:09.406	1:09.406	0.000
32	909	WOODROFFE	41.503	157	SCOTT	28.007	32	517	WILSON	1:09.593	1:09.715	0.122
33	197	SCOTT	42.187	517	WILSON	28.516	33	197	SCOTT	1:10.172	1:10.793	0.621
34	13	STOCKTON	42.236	13	STOCKTON	28.786	34	13	STOCKTON	1:11.022	1:11.022	0.000
35	999	DALTON	44.406	999	DALTON	29.650	35	999	DALTON	1:14.056	1:14.326	0.270
36	98	PARKIN	47.838	98	PARKIN	31.300	36	98	PARKIN	1:19.138	1:19.138	0.000
37							37	69	MOOR		1:11.082	

BMCRC - MRO Championships 2024 - Rnd 1 @ Brands Hatch Indy

ACU Team Green Junior Cup & Senior Ninja & JSS & ACU Lightweight Championship

RACE 12 - STATISTICS

Competitors Started 37
Planned Start 2024-03-16 @ 14:35:00.000
Actual Start 2024-03-16 @ 14:41:50.575
Finish Time 2024-03-16 @ 14:50:27.684
Track Length 1.2079mi.
Total Laps 303
Total Distance Covered 366.0075mi.

Session Fastest Lap History

NO	CL	NAME	LAP TIME	TIME OF DAY	LAP	VEHICLE
1	S	Phil ATKINSON	56.378	14:43:49.515	2	Kawasaki Ninja 400

Session Leader History

NO	CL	NAME	FROM LAP	LAPS LED	DISTANCE	VEHICLE
1	S	Phil ATKINSON	1	9	10.87 miles	Kawasaki Ninja 400

Flag History

TYPE	TIME OF DAY
GREEN	14:41:50.575
FINISH	14:50:27.684

Flag Statistics

TYPE	COUNT	TOTAL LAPS	TOTAL TIME
Green	1	9	10:20.683
Red	0	0	0.000
Safety Car	0	0	0.000
FCY	0	0	0.000

BMCRC - MRO Championships 2024 - Rnd 1 @ Brands Hatch Indy

ACU Team Green Junior Cup & Senior Ninja & JSS & ACU Lightweight Championship

RACE 12 - STATISTICS

CLASS : J

12 Starters

Fastest Lap History

NO	NAME	LAP TIME	TIME OF DAY	LAP	VEHICLE
16	Aleisha LAYTON	58.734	14:43:53.277	2	Kawasaki Ninja 400
76	Luca WILKINSON	58.292	14:43:53.530	2	Kawasaki Ninja400
134	Toby SKAYMAN	58.190	14:43:53.931	2	Kawasaki Ex300
2	Kade WATT	58.068	14:44:53.266	3	Kawasaki Ninja 400
16	Aleisha LAYTON	57.905	14:45:49.967	4	Kawasaki Ninja 400
76	Luca WILKINSON	57.638	14:46:49.281	5	Kawasaki Ninja400
7	Travis ROOKER	57.379	14:46:49.355	5	Kawasaki Ninja 400
76	Luca WILKINSON	56.951	14:50:38.625	9	Kawasaki Ninja400
2	Kade WATT	56.763	14:50:42.793	9	Kawasaki Ninja 400

Leader History

NO	NAME	FROM LAP	LAPS LED	DISTANCE	VEHICLE
16	Aleisha LAYTON	1	2	2.41 miles	Kawasaki Ninja 400
76	Luca WILKINSON	3	1	1.20 miles	Kawasaki Ninja400
16	Aleisha LAYTON	4	3	3.62 miles	Kawasaki Ninja 400
76	Luca WILKINSON	7	3	3.62 miles	Kawasaki Ninja400

BMCRC - MRO Championships 2024 - Rnd 1 @ Brands Hatch Indy

ACU Team Green Junior Cup & Senior Ninja & JSS & ACU Lightweight Championship

RACE 12 - STATISTICS

CLASS : S

8 Starters

Fastest Lap History

NO	NAME	LAP TIME	TIME OF DAY	LAP	VEHICLE
1	Phil ATKINSON	56.378	14:43:49.515	2	Kawasaki Ninja 400

Leader History

NO	NAME	FROM LAP	LAPS LED	DISTANCE	VEHICLE
1	Phil ATKINSON	1	9	10.87 miles	Kawasaki Ninja 400

BMCRC - MRO Championships 2024 - Rnd 1 @ Brands Hatch Indy

ACU Team Green Junior Cup & Senior Ninja & JSS & ACU Lightweight Championship

RACE 12 - STATISTICS

CLASS :

3 Starters

Fastest Lap History

NO	NAME	LAP TIME	TIME OF DAY	LAP	VEHICLE
53	Max CHAMBERS	1:06.867	14:44:34.508	2	Suzuki Gsxr 125
53	Max CHAMBERS	1:06.260	14:45:40.767	3	Suzuki Gsxr 125
53	Max CHAMBERS	1:05.903	14:46:46.622	4	Suzuki Gsxr 125
53	Max CHAMBERS	1:05.509	14:48:59.292	6	Suzuki Gsxr 125
53	Max CHAMBERS	1:05.406	14:51:10.688	8	Suzuki Gsxr 125

Leader History

NO	NAME	FROM LAP	LAPS LED	DISTANCE	VEHICLE
53	Max CHAMBERS	1	8	9.66 miles	Suzuki Gsxr 125

BMCRC - MRO Championships 2024 - Rnd 1 @ Brands Hatch Indy

ACU Team Green Junior Cup & Senior Ninja & JSS & ACU Lightweight Championship

RACE 12 - STATISTICS

CLASS : 125F

1 Starters

Fastest Lap History

NO	NAME	LAP TIME	TIME OF DAY	LAP	VEHICLE
35	Jay GILBERT	1:06.556	14:44:34.035	2	Suzuki Gsxr 125
35	Jay GILBERT	1:06.473	14:45:40.508	3	Suzuki Gsxr 125
35	Jay GILBERT	1:06.063	14:46:46.571	4	Suzuki Gsxr 125
35	Jay GILBERT	1:05.360	14:51:10.543	8	Suzuki Gsxr 125

Leader History

NO	NAME	FROM LAP	LAPS LED	DISTANCE	VEHICLE
35	Jay GILBERT	1	8	9.66 miles	Suzuki Gsxr 125

BMCRC - MRO Championships 2024 - Rnd 1 @ Brands Hatch Indy

ACU Team Green Junior Cup & Senior Ninja & JSS & ACU Lightweight Championship

RACE 12 - STATISTICS

CLASS : 125S

9 Starters

Fastest Lap History

NO	NAME	LAP TIME	TIME OF DAY	LAP	VEHICLE
24	Morgan FULOP	1:06.378	14:44:34.121	2	Suzuki Gsxr
31	Joel GREIG	1:06.195	14:44:34.420	2	Suzuki Gsxr125
24	Morgan FULOP	1:06.109	14:46:46.729	4	Suzuki Gsxr
24	Morgan FULOP	1:05.574	14:48:59.386	6	Suzuki Gsxr
24	Morgan FULOP	1:04.702	14:50:04.089	7	Suzuki Gsxr

Leader History

NO	NAME	FROM LAP	LAPS LED	DISTANCE	VEHICLE
24	Morgan FULOP	1	8	9.66 miles	Suzuki Gsxr

BMCRC - MRO Championships 2024 - Rnd 1 @ Brands Hatch Indy

ACU Team Green Junior Cup & Senior Ninja & JSS & ACU Lightweight Championship

RACE 12 - STATISTICS

CLASS : 50

2 Starters

Fastest Lap History

NO	NAME	LAP TIME	TIME OF DAY	LAP	VEHICLE
21	Owen MONAGHAN	1:03.859	14:44:31.380	2	Rlt Honda/Kriedler/Ktm
21	Owen MONAGHAN	1:02.751	14:45:34.130	3	Rlt Honda/Kriedler/Ktm

Leader History

NO	NAME	FROM LAP	LAPS LED	DISTANCE	VEHICLE
21	Owen MONAGHAN	1	8	9.66 miles	Rlt Honda/Kriedler/Ktm

BMCRC - MRO Championships 2024 - Rnd 1 @ Brands Hatch Indy

ACU Team Green Junior Cup & Senior Ninja & JSS & ACU Lightweight Championship

RACE 12 - STATISTICS

CLASS : 80

2 Starters

Fastest Lap History

NO	NAME	LAP TIME	TIME OF DAY	LAP	VEHICLE
173	David McGLONE	1:06.981	14:44:35.485	2	Derbi Gpr80
173	David McGLONE	1:05.426	14:45:40.911	3	Derbi Gpr80
173	David McGLONE	1:04.958	14:50:05.060	7	Derbi Gpr80
173	David McGLONE	1:04.430	14:51:09.491	8	Derbi Gpr80

Leader History

NO	NAME	FROM LAP	LAPS LED	DISTANCE	VEHICLE
173	David McGLONE	1	8	9.66 miles	Derbi Gpr80



BMCRC - MRO Championships 2024 - Rnd 1 @ Brands Hatch Indy

ACU Team Green Junior Cup & Senior Ninja & JSS & ACU Lightweight Championship

RACE 1 - GRID - AMENDED (12 Laps)

ROW 15	45		44	98 1:19.138 Alexander PARKIN	43	999 1:14.326 Jim DALTON
ROW 14	42	69 1:11.082 Brett MOOR	41	13 1:11.022 Nathan STOCKTON	40	197 1:10.793 Alison SCOTT
ROW 13	39	517 1:09.715 Max WILSON	38	909 1:09.406 James WOODROFFE	37	36 1:08.736 Joey DRAPER
ROW 12	36	157 1:08.575 Jez SCOTT	35	133 1:07.772 William GREENWAY	34	158 1:05.966 Paul LIVESEY
ROW 11	33	31 1:05.694 Joel GREIG	32	53 1:05.406 Max CHAMBERS	31	35 1:05.360 Jay GILBERT
ROW 10	30	24 1:04.702 Morgan FULOP	29	173 1:04.430 David McGLONE	28	21 1:02.751 Owen MONAGHAN
ROW 9	27		26		25	
ROW 8	24		23		22	87 Sam ATKINSON
ROW 7	21	175 Aaron LILLY	20	26 1:06.034 Brooke CHAMPION	19	44 1:04.258 Joshua CORREIA
ROW 6	18	33 1:03.892 Patrick KLINGE	17	4 1:02.348 Nigel FRANKLIN	16	54 1:02.097 Ben SCOTT
ROW 5	15	6 59.932 Kian BUSA	14	43 59.478 Mark SWARBRICK	13	85 59.190 Andrew WALES
ROW 4	12	12 58.863 Kees RAMSEY	11	17 58.612 Daryn BUSA	10	81 58.497 Ollie SIMS
ROW 3	9	75 57.568 Mason GREASLEY	8	16 57.567 Aleisha LAYTON	7	27 57.446 Ben BROWN
ROW 2	6	134 57.422 Toby SKAYMAN	5	7 57.185 Travis ROOKER	4	45 57.002 Marley MACKENZIE
ROW 1	3	76 56.951 Luca WILKINSON	2	2 56.763 Kade WATT	1	1 56.378 Phil ATKINSON

Pole

These results are provisional until the conclusion of any judicial and technical matters.

Brands Hatch Indy: 1.2079 miles

Clerk Of Course:	Stewards:	Timekeeper:	<i>Craig Smith</i>	
------------------	-----------	-------------	--------------------	--

Results can be found at www.tsl-timing.com

Printed - 16:36 Saturday, 16 March 2024





BMCRC - MRO Championships 2024 - Rnd 1 @ Brands Hatch Indy

ACU Team Green Junior Cup & Senior Ninja & Junior Supersport

RACE 1 - CLASSIFICATION

Race Distance: 12 Laps / 14.49 miles

POS	NO	CL	PIC	NAME	ENTRY	LAPS	TIME	GAP	DIFF	MPH	BEST	ON	GRD	↑↓
1	1	S	1	Phil ATKINSON	Kawasaki Ninja 400 - Rose MOT/Q Oil Treatments	12	13:04.262			66.53	1:03.734	5	1	0
2	175	JSS	1	Aaron LILLY	Kawasaki Ex400 - Aaron Lilly Racing	12	13:08.953	4.691	4.691	66.14	1:03.553	5	21	19
3	7	J	1	Travis ROOKER	Kawasaki Ninja 400 - Swedish Car Connection	12	13:13.505	9.243	4.552	65.76	1:03.371	7	5	2
4	81	J	2	Ollie SIMS	Kawasaki Ninja 400 - Motorbodies Weston Ltd	12	13:20.583	16.321	7.078	65.18	1:04.139	11	10	6
5	27	S	2	Ben BROWN	Kawasaki Ninja - Hunts Motorcycles	12	13:20.755	16.493	0.172	65.16	1:05.710	2	7	2
6	76	J	3	Luca WILKINSON	Kawasaki Ninja400 - RD Racing	12	13:20.853	16.591	0.098	65.15	1:03.987	12	3	-3
7	134*	J	4	Toby SKAYMAN	Kawasaki Ex300 - D & A Home Solutions	12	13:23.233	18.971	2.380	64.96	1:04.214	11	6	-1
8	85	S	3	Andrew WALES	Kawasaki Ninja 300 - Show Control International	12	13:25.788	21.526	2.555	64.76	1:05.071	11	13	5
9	2	J	5	Kade WATT	Kawasaki Ninja 400 - 3D Racing	12	13:26.349	22.087	0.561	64.71	1:05.627	11	2	-7
10	17	S	4	Daryn BUSA	Kawasaki Ninja 400 -	12	13:26.461	22.199	0.112	64.70	1:05.269	11	11	1
11	43	S	5	Mark SWARBRICK	Kawasaki Ninja 400 -	12	13:26.542	22.280	0.081	64.69	1:04.682	11	14	3
12	12*	J	6	Kees RAMSEY	Kawasaki Ninja 400cc -	12	13:38.622	34.360	12.080	63.74	1:06.161	4	12	0
13	0	J	7	Sam ATKINSON	Kawasaki - Major Heat	12	13:38.796	34.534	0.174	63.73	1:06.473	12	22	9
14	6	J	8	Kian BUSA	Kawasaki Ninja 400 -	12	13:40.663	36.401	1.867	63.58	1:06.487	10	15	1
15	45	J	9	Marley MACKENZIE	Kawasaki Ninja - Kirkcaldy Kawasaki, Elpm	12	13:43.910	39.648	3.247	63.33	1:06.709	9	4	-11
16	44	S	6	Joshua CORREIA	Kawasaki Ninja 300 - Alpha Racing	12	14:03.986	59.724	20.076	61.82	1:07.791	8	19	3
17	4	S	7	Nigel FRANKLIN	Kawasaki Ninja - Nigel Franklin	11	13:06.322	1 Lap	1 Lap	60.83	1:09.509	5	17	0
18	16	J	10	Aleisha LAYTON	Kawasaki Ninja 400 -	11	13:10.423	1 Lap	4.101	60.51	1:09.713	11	8	-10
19	75	J	11	Mason GREASLEY	Kawasaki Ninja 300 - Frame Fast	11	13:14.241	1 Lap	3.818	60.22	1:10.364	5	9	-10
20	54	S	8	Ben SCOTT	Kawasaki Ninja 250 - GI Landscapes Vamptech	11	13:21.207	1 Lap	6.966	59.70	1:09.528	8	16	-4
21	33	J	12	Patrick KLINGE	Kawasaki Ninja 400 - Klingklong Racing	11	14:03.783	1 Lap	42.576	56.69	1:11.759	11	18	-3
22	26	J	13	Brooke CHAMPION	Kawasaki 300 Ninja -	10	13:28.384	2 Laps	1 Lap	53.79	1:18.696	3	20	-2

FASTEST LAP

7	J	Travis ROOKER	Kawasaki Ninja 400 - Swedish Car Connection	7	1:03.371	68.62 mph	110.43 kph
175	JSS	Aaron LILLY	Kawasaki Ex400 - Aaron Lilly Racing	5	1:03.553	68.42 mph	110.11 kph
1	S	Phil ATKINSON	Kawasaki Ninja 400 - Rose MOT/Q Oil Treatments	5	1:03.734	68.23 mph	109.80 kph

Comments:

* No. 12 & 134 - Please fit a working transponder

Class S - 92.5% of Race Speed = 61.54 mph

Class JSS - 92.5% of Race Speed = 61.17 mph

Class J - 92.5% of Race Speed = 60.82 mph

Weather / Track : Rain / Wet

These results are provisional until the conclusion of any judicial and technical matters.

Date: 17/03/2024 Start: 10:03 Finish: 10:16

Brands Hatch Indy: 1.2079 miles

Clerk Of Course:

Stewards:

Timekeeper:

Craig Smith



Results can be found at www.tsl-timing.com

Printed - 10:22 Sunday, 17 March 2024



BMCRC - MRO Championships 2024 - Rnd 1 @ Brands Hatch Indy

ACU Team Green Junior Cup & Senior Ninja & Junior Supersport

RACE 1 - POSITION CHART

No	Name	Lap Pos	Lap											
			1	2	3	4	5	6	7	8	9	10	11	12
1	ATKINSON	1	7	7	7	7	1	7	7	1	1	1	1	1
2	WATT	2	1	1	1	1	7	1	1	175	175	175	175	175
76	WILKINSON	3	27	27	175	175	175	175	175	7	7	7	7	7
45	MACKENZIE	4	175	175	27	27	27	27	27	27	27	27	27	81
7	ROOKER	5	2	2	81	81	81	2	81	2	81	81	81	27
134	SKAYMAN	6	81	81	2	2	2	76	2	81	76	76	76	76
27	BROWN	7	76	76	76	76	76	81	76	76	2	134	134	134
16	LAYTON	8	85	85	85	85	85	85	85	134	134	2	85	85
75	GREASLEY	9	134	134	134	134	134	134	134	85	85	85	2	2
81	SIMS	10	17	17	17	17	17	17	17	17	17	17	17	17
17	BUSA	11	6	43	43	43	43	43	43	43	43	43	43	43
12	RAMSEY	12	0	0	0	0	12	12	12	12	12	6	12	12
85	WALES	13	43	6	6	12	0	0	0	6	6	12	6	0
43	SWARBRICK	14	45	12	12	6	6	6	6	0	0	0	0	6
6	BUSA	15	12	45	45	45	45	45	45	45	45	45	45	45
54	SCOTT	16	16	16	16	16	16	44	44	44	44	44	44	44
4	FRANKLIN	17	75	44	44	44	44	4	4	4	4	4	4	4
33	KLINGE	18	44	4	4	4	4	16	16	16	16	16	16	16
44	CORREIA	19	4	75	75	75	75	75	75	75	75	75	75	75
26	CHAMPION	20	54	54	54	54	54	54	54	54	54	54	54	54
175	LILLY	21	33	33	33	33	33	33	33	33	33	33	33	33
0	ATKINSON	22	26	26	26	26	26	26	26	26	26	26	26	26

BMCRC - MRO Championships 2024 - Rnd 1 @ Brands Hatch Indy

ACU Team Green Junior Cup & Senior Ninja & Junior Supersport

RACE 1 - SECTOR ANALYSIS



SECTOR 1 = FL to I1, SECTOR 2 = I1 to FL, DIFF = Difference To Personal Best Lap, P = Crossed Finish Line in Pit Lane, D = Time Disallowed

P1		1 S	Phil ATKINSON		Kawasaki Ninja 400 - Rose MOT/Q Oil Treatments		
IDEAL LAP TIME : 1:03.343		BEST LAP TIME : 1:03.734		DIFFERENCE : 0.391			
LAP	SECTOR 1	SECTOR 2	LAP TIME	MPH	DIFF	TIME OF DAY	
1 -		27.002	1:12.248	60.18	8.514	10:05:04.529	
2 -	39.292	26.036	1:05.328	66.56	1.594	10:06:09.857	
3 -	38.697	25.471	1:04.168	67.76	0.434	10:07:14.025	
4 -	38.355	26.100	1:04.455	67.46	0.721	10:08:18.480	
5 -	38.132	25.602	1:03.734 (1)	68.23		10:09:22.214	
6 -	38.964	26.108	1:05.072	66.82	1.338	10:10:27.286	
7 -	38.194	25.574	1:03.768 (2)	68.19	0.034	10:11:31.054	
8 -	37.872	26.277	1:04.149 (3)	67.78	0.415	10:12:35.203	
9 -	39.006	26.212	1:05.218	66.67	1.484	10:13:40.421	
10 -	38.526	26.107	1:04.633	67.28	0.899	10:14:45.054	
11 -	39.411	26.336	1:05.747	66.14	2.013	10:15:50.801	
12 -	39.172	26.570	1:05.742	66.14	2.008	10:16:56.543	

P2		175 JSS	Aaron LILLY		Kawasaki Ex400 - Aaron Lilly Racing		
IDEAL LAP TIME : 1:03.553		BEST LAP TIME : 1:03.553		DIFFERENCE : 0.000			
LAP	SECTOR 1	SECTOR 2	LAP TIME	MPH	DIFF	TIME OF DAY	
1 -		26.395	1:12.905	59.64	9.352	10:05:05.186	
2 -	39.797	25.999	1:05.796	66.09	2.243	10:06:10.982	
3 -	38.854	25.792	1:04.646 (3)	67.26	1.093	10:07:15.628	
4 -	38.601	26.088	1:04.689	67.22	1.136	10:08:20.317	
5 -	38.097	25.456	1:03.553 (1)	68.42		10:09:23.870	
6 -	39.868	25.961	1:05.829	66.05	2.276	10:10:29.699	
7 -	38.804	26.528	1:05.332	66.56	1.779	10:11:35.031	
8 -	38.427	26.503	1:04.930	66.97	1.377	10:12:39.961	
9 -	38.545	25.810	1:04.355 (2)	67.57	0.802	10:13:44.316	
10 -	39.313	26.116	1:05.429	66.46	1.876	10:14:49.745	
11 -	40.041	26.379	1:06.420	65.47	2.867	10:15:56.165	
12 -	38.854	26.215	1:05.069	66.83	1.516	10:17:01.234	

P3		7 J	Travis ROOKER		Kawasaki Ninja 400 - Swedish Car Connection		
IDEAL LAP TIME : 1:03.371		BEST LAP TIME : 1:03.371		DIFFERENCE : 0.000			
LAP	SECTOR 1	SECTOR 2	LAP TIME	MPH	DIFF	TIME OF DAY	
1 -		25.911	1:11.954	60.43	8.583	10:05:04.235	
2 -	39.356	25.749	1:05.105	66.79	1.734	10:06:09.340	
3 -	38.411	25.662	1:04.073 (2)	67.86	0.702	10:07:13.413	
4 -	38.919	26.045	1:04.964	66.93	1.593	10:08:18.377	
5 -	38.348	25.791	1:04.139 (3)	67.79	0.768	10:09:22.516	
6 -	38.691	25.524	1:04.215	67.71	0.844	10:10:26.731	
7 -	37.944	25.427	1:03.371 (1)	68.62		10:11:30.102	
8 -	38.237	34.965	1:13.202	59.40	9.831	10:12:43.304	
9 -	40.408	26.272	1:06.680	65.21	3.309	10:13:49.984	
10 -	39.016	25.805	1:04.821	67.08	1.450	10:14:54.805	
11 -	39.225	25.962	1:05.187	66.70	1.816	10:15:59.992	
12 -	38.772	27.022	1:05.794	66.09	2.423	10:17:05.786	

BMCRC - MRO Championships 2024 - Rnd 1 @ Brands Hatch Indy

ACU Team Green Junior Cup & Senior Ninja & Junior Supersport

RACE 1 - SECTOR ANALYSIS



SECTOR 1 = FL to I1, SECTOR 2 = I1 to FL, DIFF = Difference To Personal Best Lap, P = Crossed Finish Line in Pit Lane, D = Time Disallowed

P4 81 J Ollie SIMS		Kawasaki Ninja 400 - Motorbodies Weston Ltd				
IDEAL LAP TIME : 1:04.139		BEST LAP TIME : 1:04.139		DIFFERENCE : 0.000		
LAP	SECTOR 1	SECTOR 2	LAP TIME	MPH	DIFF	TIME OF DAY
1 -		26.722	1:14.094	58.68	9.955	10:05:06.375
2 -	40.473	26.355	1:06.828	65.07	2.689	10:06:13.203
3 -	40.109	26.453	1:06.562	65.33	2.423	10:07:19.765
4 -	40.720	26.213	1:06.933	64.96	2.794	10:08:26.698
5 -	39.619	26.657	1:06.276	65.61	2.137	10:09:32.974
6 -	40.180	27.198	1:07.378	64.54	3.239	10:10:40.352
7 -	40.073	26.956	1:07.029	64.87	2.890	10:11:47.381
8 -	40.130	26.351	1:06.481	65.41	2.342	10:12:53.862
9 -	39.504	25.918	1:05.422	66.47	1.283	10:13:59.284
10 -	39.240	25.648	1:04.888 (3)	67.01	0.749	10:15:04.172
11 -	38.549	25.590	1:04.139 (1)	67.79		10:16:08.311
12 -	38.741	25.812	1:04.553 (2)	67.36	0.414	10:17:12.864

P5 27 S Ben BROWN		Kawasaki Ninja - Hunts Motorcycles				
IDEAL LAP TIME : 1:05.394		BEST LAP TIME : 1:05.710		DIFFERENCE : 0.316		
LAP	SECTOR 1	SECTOR 2	LAP TIME	MPH	DIFF	TIME OF DAY
1 -		26.430	1:12.640	59.86	6.930	10:05:04.921
2 -	39.973	25.737	1:05.710 (1)	66.17		10:06:10.631
3 -	40.014	26.026	1:06.040 (3)	65.84	0.330	10:07:16.671
4 -	40.304	26.015	1:06.319	65.57	0.609	10:08:22.990
5 -	39.657	26.200	1:05.857 (2)	66.03	0.147	10:09:28.847
6 -	40.884	25.982	1:06.866	65.03	1.156	10:10:35.713
7 -	40.075	26.254	1:06.329	65.56	0.619	10:11:42.042
8 -	39.962	26.321	1:06.283	65.60	0.573	10:12:48.325
9 -	40.044	26.039	1:06.083	65.80	0.373	10:13:54.408
10 -	40.167	26.004	1:06.171	65.71	0.461	10:15:00.579
11 -	40.439	25.789	1:06.228	65.66	0.518	10:16:06.807
12 -	40.005	26.224	1:06.229	65.66	0.519	10:17:13.036

P6 76 J Luca WILKINSON		Kawasaki Ninja400 - RD Racing				
IDEAL LAP TIME : 1:03.987		BEST LAP TIME : 1:03.987		DIFFERENCE : 0.000		
LAP	SECTOR 1	SECTOR 2	LAP TIME	MPH	DIFF	TIME OF DAY
1 -		27.346	1:14.279	58.54	10.292	10:05:06.560
2 -	40.414	26.995	1:07.409	64.51	3.422	10:06:13.969
3 -	40.095	26.981	1:07.076	64.83	3.089	10:07:21.045
4 -	40.126	26.548	1:06.674	65.22	2.687	10:08:27.719
5 -	39.795	26.553	1:06.348	65.54	2.361	10:09:34.067
6 -	39.135	27.050	1:06.185	65.70	2.198	10:10:40.252
7 -	40.634	26.965	1:07.599	64.32	3.612	10:11:47.851
8 -	40.194	26.027	1:06.221	65.66	2.234	10:12:54.072
9 -	39.409	26.479	1:05.888	65.99	1.901	10:13:59.960
10 -	38.916	26.020	1:04.936 (3)	66.96	0.949	10:15:04.896
11 -	38.443	25.808	1:04.251 (2)	67.68	0.264	10:16:09.147
12 -	38.342	25.645	1:03.987 (1)	67.96		10:17:13.134

BMCRC - MRO Championships 2024 - Rnd 1 @ Brands Hatch Indy

ACU Team Green Junior Cup & Senior Ninja & Junior Supersport

RACE 1 - SECTOR ANALYSIS



SECTOR 1 = FL to I1, SECTOR 2 = I1 to FL, DIFF = Difference To Personal Best Lap, P = Crossed Finish Line in Pit Lane, D = Time Disallowed

P7 134 J Toby SKAYMAN		Kawasaki Ex300 - D & A Home Solutions				
IDEAL LAP TIME :		BEST LAP TIME : 1:04.214		DIFFERENCE :		
LAP	SECTOR 1	SECTOR 2	LAP TIME	MPH	DIFF	TIME OF DAY
1 -			1:15.824	57.35	11.610	10:05:08.105
2 -			1:08.134	63.82	3.920	10:06:16.239
3 -			1:07.303	64.61	3.089	10:07:23.542
4 -			1:06.958	64.94	2.744	10:08:30.500
5 -			1:06.024	65.86	1.810	10:09:36.524
6 -			1:06.483	65.40	2.269	10:10:43.007
7 -			1:06.552	65.34	2.338	10:11:49.559
8 -			1:05.292 (3)	66.60	1.078	10:12:54.851
9 -			1:05.646	66.24	1.432	10:14:00.497
10 -			1:04.920 (2)	66.98	0.706	10:15:05.418
11 -			1:04.214 (1)	67.72		10:16:09.632
12 -			1:05.882	66.00	1.668	10:17:15.514

P8 85 S Andrew WALES		Kawasaki Ninja 300 - Show Control International				
IDEAL LAP TIME : 1:04.751		BEST LAP TIME : 1:05.071		DIFFERENCE : 0.320		
LAP	SECTOR 1	SECTOR 2	LAP TIME	MPH	DIFF	TIME OF DAY
1 -		27.207	1:15.569	57.54	10.498	10:05:07.850
2 -	40.616	26.568	1:07.184	64.72	2.113	10:06:15.034
3 -	39.873	26.631	1:06.504	65.38	1.433	10:07:21.538
4 -	39.807	26.811	1:06.618	65.27	1.547	10:08:28.156
5 -	40.266	26.381	1:06.647	65.24	1.576	10:09:34.803
6 -	39.601	26.449	1:06.050	65.83	0.979	10:10:40.853
7 -	40.134	27.042	1:07.176	64.73	2.105	10:11:48.029
8 -	40.212	26.693	1:06.905	64.99	1.834	10:12:54.934
9 -	39.860	26.073	1:05.933 (3)	65.95	0.862	10:14:00.867
10 -	39.464	26.358	1:05.822 (2)	66.06	0.751	10:15:06.689
11 -	38.678	26.393	1:05.071 (1)	66.82		10:16:11.760
12 -	39.447	26.862	1:06.309	65.58	1.238	10:17:18.069

P9 2 J Kade WATT		Kawasaki Ninja 400 - 3D Racing				
IDEAL LAP TIME : 1:05.254		BEST LAP TIME : 1:05.627		DIFFERENCE : 0.373		
LAP	SECTOR 1	SECTOR 2	LAP TIME	MPH	DIFF	TIME OF DAY
1 -		27.737	1:13.511	59.15	7.884	10:05:05.792
2 -	40.537	26.784	1:07.321	64.59	1.694	10:06:13.113
3 -	40.319	26.969	1:07.288	64.62	1.661	10:07:20.401
4 -	40.216	26.701	1:06.917	64.98	1.290	10:08:27.318
5 -	39.586	26.438	1:06.024 (2)	65.86	0.397	10:09:33.342
6 -	39.431	27.228	1:06.659	65.23	1.032	10:10:40.001
7 -	40.148	27.322	1:07.470	64.45	1.843	10:11:47.471
8 -	39.556	26.674	1:06.230	65.65	0.603	10:12:53.701
9 -	39.792	26.994	1:06.786	65.11	1.159	10:14:00.487
10 -	39.864	26.245	1:06.109 (3)	65.77	0.482	10:15:06.596
11 -	39.009	26.618	1:05.627 (1)	66.26		10:16:12.223
12 -	39.094	27.313	1:06.407	65.48	0.780	10:17:18.630

BMCRC - MRO Championships 2024 - Rnd 1 @ Brands Hatch Indy

ACU Team Green Junior Cup & Senior Ninja & Junior Supersport

RACE 1 - SECTOR ANALYSIS



SECTOR 1 = FL to I1, SECTOR 2 = I1 to FL, DIFF = Difference To Personal Best Lap, P = Crossed Finish Line in Pit Lane, D = Time Disallowed

P10 17 S		Daryn BUSA		Kawasaki Ninja 400 -		
IDEAL LAP TIME : 1:04.905		BEST LAP TIME : 1:05.269		DIFFERENCE : 0.364		
LAP	SECTOR 1	SECTOR 2	LAP TIME	MPH	DIFF	TIME OF DAY
1 -		27.559	1:16.367	56.94	11.098	10:05:08.648
2 -	41.047	27.223	1:08.270	63.69	3.001	10:06:16.918
3 -	40.531	27.207	1:07.738	64.19	2.469	10:07:24.656
4 -	40.152	27.126	1:07.278	64.63	2.009	10:08:31.934
5 -	39.676	26.640	1:06.316	65.57	1.047	10:09:38.250
6 -	39.378	26.317	1:05.695 (3)	66.19	0.426	10:10:43.945
7 -	39.795	26.209	1:06.004	65.88	0.735	10:11:49.949
8 -	39.357	26.153	1:05.510 (2)	66.38	0.241	10:12:55.459
9 -	39.580	26.290	1:05.870	66.01	0.601	10:14:01.329
10 -	39.390	26.624	1:06.014	65.87	0.745	10:15:07.343
11 -	38.752	26.517	1:05.269 (1)	66.62		10:16:12.612
12 -	38.962	27.168	1:06.130	65.75	0.861	10:17:18.742

P11 43 S		Mark SWARBRICK		Kawasaki Ninja 400 -		
IDEAL LAP TIME : 1:04.422		BEST LAP TIME : 1:04.682		DIFFERENCE : 0.260		
LAP	SECTOR 1	SECTOR 2	LAP TIME	MPH	DIFF	TIME OF DAY
1 -		27.694	1:17.721	55.95	13.039	10:05:10.002
2 -	40.691	26.610	1:07.301	64.61	2.619	10:06:17.303
3 -	40.761	26.749	1:07.510	64.41	2.828	10:07:24.813
4 -	40.746	26.821	1:07.567	64.35	2.885	10:08:32.380
5 -	39.724	26.530	1:06.254	65.63	1.572	10:09:38.634
6 -	39.792	26.304	1:06.096	65.79	1.414	10:10:44.730
7 -	39.814	26.084	1:05.898	65.98	1.216	10:11:50.628
8 -	40.515	26.131	1:06.646	65.24	1.964	10:12:57.274
9 -	39.812	25.942	1:05.754 (3)	66.13	1.072	10:14:03.028
10 -	39.628	25.709	1:05.337 (2)	66.55	0.655	10:15:08.365
11 -	39.078	25.604	1:04.682 (1)	67.23		10:16:13.047
12 -	38.818	26.958	1:05.776	66.11	1.094	10:17:18.823

P12 12 J		Kees RAMSEY		Kawasaki Ninja 400cc -		
IDEAL LAP TIME :		BEST LAP TIME : 1:06.161		DIFFERENCE :		
LAP	SECTOR 1	SECTOR 2	LAP TIME	MPH	DIFF	TIME OF DAY
1 -			1:19.213	54.89	13.052	10:05:11.494
2 -			1:08.507	63.47	2.346	10:06:20.001
3 -			1:06.766 (3)	65.13	0.605	10:07:26.767
4 -			1:06.161 (1)	65.72		10:08:32.928
5 -			1:07.345	64.57	1.184	10:09:40.273
6 -			1:07.153	64.75	0.992	10:10:47.426
7 -			1:07.880	64.06	1.719	10:11:55.306
8 -			1:07.238	64.67	1.077	10:13:02.544
9 -			1:06.782	65.11	0.621	10:14:09.326
10 -			1:07.311	64.60	1.150	10:15:16.637
11 -			1:07.541	64.38	1.380	10:16:24.178
12 -			1:06.725 (2)	65.17	0.564	10:17:30.903

BMCRC - MRO Championships 2024 - Rnd 1 @ Brands Hatch Indy

ACU Team Green Junior Cup & Senior Ninja & Junior Supersport

RACE 1 - SECTOR ANALYSIS



SECTOR 1 = FL to I1, SECTOR 2 = I1 to FL, DIFF = Difference To Personal Best Lap, P = Crossed Finish Line in Pit Lane, D = Time Disallowed

P13		0 J	Sam ATKINSON	Kawasaki - Major Heat		
IDEAL LAP TIME : 1:06.337		BEST LAP TIME : 1:06.473		DIFFERENCE : 0.136		
LAP	SECTOR 1	SECTOR 2	LAP TIME	MPH	DIFF	TIME OF DAY
1 -		27.521	1:17.242	56.29	10.769	10:05:09.523
2 -	41.957	26.741	1:08.698	63.30	2.225	10:06:18.221
3 -	40.403	26.241	1:06.644 (3)	65.25	0.171	10:07:24.865
4 -	40.994	26.618	1:07.612	64.31	1.139	10:08:32.477
5 -	41.458	26.800	1:08.258	63.70	1.785	10:09:40.735
6 -	40.799	26.433	1:07.232	64.68	0.759	10:10:47.967
7 -	40.854	26.791	1:07.645	64.28	1.172	10:11:55.612
8 -	40.761	27.856	1:08.617	63.37	2.144	10:13:04.229
9 -	40.426	26.243	1:06.669	65.22	0.196	10:14:10.898
10 -	40.632	26.435	1:07.067	64.83	0.594	10:15:17.965
11 -	40.255	26.384	1:06.639 (2)	65.25	0.166	10:16:24.604
12 -	40.096	26.377	1:06.473 (1)	65.41		10:17:31.077

P14		6 J	Kian BUSA	Kawasaki Ninja 400 -		
IDEAL LAP TIME : 1:06.407		BEST LAP TIME : 1:06.487		DIFFERENCE : 0.080		
LAP	SECTOR 1	SECTOR 2	LAP TIME	MPH	DIFF	TIME OF DAY
1 -		27.627	1:17.095	56.40	10.608	10:05:09.376
2 -	41.659	27.686	1:09.345	62.70	2.858	10:06:18.721
3 -	40.941	26.907	1:07.848	64.09	1.361	10:07:26.569
4 -	39.794	26.934	1:06.728 (3)	65.16	0.241	10:08:33.297
5 -	40.107	27.424	1:07.531	64.39	1.044	10:09:40.828
6 -	40.388	26.836	1:07.224	64.68	0.737	10:10:48.052
7 -	40.859	27.162	1:08.021	63.93	1.534	10:11:56.073
8 -	40.039	27.217	1:07.256	64.65	0.769	10:13:03.329
9 -	39.748	26.778	1:06.526 (2)	65.36	0.039	10:14:09.855
10 -	39.629	26.858	1:06.487 (1)	65.40		10:15:16.342
11 -	40.863	27.193	1:08.056	63.89	1.569	10:16:24.398
12 -	40.395	28.151	1:08.546	63.44	2.059	10:17:32.944

P15		45 J	Marley MACKENZIE	Kawasaki Ninja - Kirkcaldy Kawasaki, Elpm		
IDEAL LAP TIME : 1:06.559		BEST LAP TIME : 1:06.709		DIFFERENCE : 0.150		
LAP	SECTOR 1	SECTOR 2	LAP TIME	MPH	DIFF	TIME OF DAY
1 -		28.630	1:17.745	55.93	11.036	10:05:10.026
2 -	42.282	27.985	1:10.267	61.88	3.558	10:06:20.293
3 -	40.892	27.389	1:08.281	63.68	1.572	10:07:28.574
4 -	41.141	27.315	1:08.456	63.52	1.747	10:08:37.030
5 -	40.643	27.629	1:08.272	63.69	1.563	10:09:45.302
6 -	40.163	27.076	1:07.239	64.67	0.530	10:10:52.541
7 -	39.888	27.452	1:07.340	64.57	0.631	10:11:59.881
8 -	39.983	26.901	1:06.884 (3)	65.01	0.175	10:13:06.765
9 -	39.694	27.015	1:06.709 (1)	65.18		10:14:13.474
10 -	39.864	27.387	1:07.251	64.66	0.542	10:15:20.725
11 -	39.658	27.151	1:06.809 (2)	65.09	0.100	10:16:27.534
12 -	40.710	27.947	1:08.657	63.33	1.948	10:17:36.191

BMCRC - MRO Championships 2024 - Rnd 1 @ Brands Hatch Indy

ACU Team Green Junior Cup & Senior Ninja & Junior Supersport

RACE 1 - SECTOR ANALYSIS



SECTOR 1 = FL to I1, SECTOR 2 = I1 to FL, DIFF = Difference To Personal Best Lap, P = Crossed Finish Line in Pit Lane, D = Time Disallowed

P16 44 S		Joshua CORREIA		Kawasaki Ninja 300 - Alpha Racing			
IDEAL LAP TIME : 1:07.485		BEST LAP TIME : 1:07.791		DIFFERENCE : 0.306			
LAP	SECTOR 1	SECTOR 2	LAP TIME	MPH	DIFF	TIME OF DAY	
1 -		29.869	1:22.151	52.93	14.360	10:05:14.432	
2 -	42.407	28.404	1:10.811	61.41	3.020	10:06:25.243	
3 -	42.608	28.546	1:11.154	61.11	3.363	10:07:36.397	
4 -	42.746	27.861	1:10.607	61.58	2.816	10:08:47.004	
5 -	42.629	27.916	1:10.545	61.64	2.754	10:09:57.549	
6 -	42.227	26.766	1:08.993	63.02	1.202	10:11:06.542	
7 -	40.719	27.453	1:08.172	63.78	0.381	10:12:14.714	
8 -	40.775	27.016	1:07.791 (1)	64.14		10:13:22.505	
9 -	41.795	27.223	1:09.018	63.00	1.227	10:14:31.523	
10 -	41.037	27.102	1:08.139 (3)	63.81	0.348	10:15:39.662	
11 -	40.807	27.075	1:07.882 (2)	64.06	0.091	10:16:47.544	
12 -	41.165	27.558	1:08.723	63.27	0.932	10:17:56.267	

P17 4 S		Nigel FRANKLIN		Kawasaki Ninja - Nigel Franklin			
IDEAL LAP TIME : 1:08.764		BEST LAP TIME : 1:09.509		DIFFERENCE : 0.745			
LAP	SECTOR 1	SECTOR 2	LAP TIME	MPH	DIFF	TIME OF DAY	
1 -		29.225	1:22.867	52.47	13.358	10:05:15.148	
2 -	42.975	28.634	1:11.609	60.72	2.100	10:06:26.757	
3 -	42.662	28.109	1:10.771	61.44	1.262	10:07:37.528	
4 -	43.226	27.990	1:11.216	61.06	1.707	10:08:48.744	
5 -	41.645	27.864	1:09.509 (1)	62.56		10:09:58.253	
6 -	42.123	27.895	1:10.018	62.10	0.509	10:11:08.271	
7 -	43.016	27.642	1:10.658	61.54	1.149	10:12:18.929	
8 -	42.021	27.573	1:09.594 (2)	62.48	0.085	10:13:28.523	
9 -	42.626	28.016	1:10.642	61.55	1.133	10:14:39.165	
10 -	41.674	28.149	1:09.823	62.28	0.314	10:15:48.988	
11 -	42.496	27.119	1:09.615 (3)	62.46	0.106	10:16:58.603	

P18 16 J		Aleisha LAYTON		Kawasaki Ninja 400 -			
IDEAL LAP TIME : 1:09.599		BEST LAP TIME : 1:09.713		DIFFERENCE : 0.114			
LAP	SECTOR 1	SECTOR 2	LAP TIME	MPH	DIFF	TIME OF DAY	
1 -		29.341	1:20.644	53.92	10.931	10:05:12.925	
2 -	43.631	27.972	1:11.603	60.73	1.890	10:06:24.528	
3 -	43.311	27.958	1:11.269	61.01	1.556	10:07:35.797	
4 -	42.901	27.776	1:10.677	61.52	0.964	10:08:46.474	
5 -	42.715	27.764	1:10.479 (2)	61.70	0.766	10:09:56.953	
6 -	44.000	27.394	1:11.394	60.90	1.681	10:11:08.347	
7 -	43.229	27.604	1:10.833	61.39	1.120	10:12:19.180	
8 -	43.405	27.940	1:11.345	60.95	1.632	10:13:30.525	
9 -	43.006	28.861	1:11.867	60.50	2.154	10:14:42.392	
10 -	43.017	27.582	1:10.599 (3)	61.59	0.886	10:15:52.991	
11 -	42.205	27.508	1:09.713 (1)	62.37		10:17:02.704	

P19 75 J		Mason GREASLEY		Kawasaki Ninja 300 - Frame Fast			
IDEAL LAP TIME : 1:09.891		BEST LAP TIME : 1:10.364		DIFFERENCE : 0.473			
LAP	SECTOR 1	SECTOR 2	LAP TIME	MPH	DIFF	TIME OF DAY	
1 -		30.234	1:22.043	53.00	11.679	10:05:14.324	
2 -	43.547	30.076	1:13.623	59.06	3.259	10:06:27.947	
3 -	43.116	29.307	1:12.423	60.04	2.059	10:07:40.370	
4 -	42.580	29.164	1:11.744	60.61	1.380	10:08:52.114	
5 -	42.130	28.234	1:10.364 (1)	61.80		10:10:02.478	
6 -	42.453	28.719	1:11.172	61.09	0.808	10:11:13.650	
7 -	42.458	28.395	1:10.853	61.37	0.489	10:12:24.503	
8 -	42.093	28.298	1:10.391 (2)	61.77	0.027	10:13:34.894	
9 -	41.657	28.811	1:10.468	61.71	0.104	10:14:45.362	
10 -	42.285	28.412	1:10.697	61.51	0.333	10:15:56.059	
11 -	42.177	28.286	1:10.463 (3)	61.71	0.099	10:17:06.522	

BMCRC - MRO Championships 2024 - Rnd 1 @ Brands Hatch Indy

ACU Team Green Junior Cup & Senior Ninja & Junior Supersport

RACE 1 - SECTOR ANALYSIS



SECTOR 1 = FL to I1, SECTOR 2 = I1 to FL, DIFF = Difference To Personal Best Lap, P = Crossed Finish Line in Pit Lane, D = Time Disallowed

P20 54 S Ben SCOTT		Kawasaki Ninja 250 - GI Landscapes Vamptech				
IDEAL LAP TIME : 1:09.356		BEST LAP TIME : 1:09.528		DIFFERENCE : 0.172		
LAP	SECTOR 1	SECTOR 2	LAP TIME	MPH	DIFF	TIME OF DAY
1 -		30.609	1:24.299	51.58	14.771	10:05:16.580
2 -	45.890	30.045	1:15.935	57.26	6.407	10:06:32.515
3 -	44.561	28.806	1:13.367	59.27	3.839	10:07:45.882
4 -	44.244	28.761	1:13.005	59.56	3.477	10:08:58.887
5 -	43.314	28.529	1:11.843	60.52	2.315	10:10:10.730
6 -	42.869	28.496	1:11.365	60.93	1.837	10:11:22.095
7 -	42.795	28.060	1:10.855	61.37	1.327	10:12:32.950
8 -	42.197	27.331	1:09.528 (1)	62.54		10:13:42.478
9 -	42.634	28.038	1:10.672	61.53	1.144	10:14:53.150
10 -	42.025	27.808	1:09.833 (2)	62.27	0.305	10:16:02.983
11 -	42.672	27.833	1:10.505 (3)	61.67	0.977	10:17:13.488

P21 33 J Patrick KLINGE		Kawasaki Ninja 400 - Klingklong Racing				
IDEAL LAP TIME : 1:11.759		BEST LAP TIME : 1:11.759		DIFFERENCE : 0.000		
LAP	SECTOR 1	SECTOR 2	LAP TIME	MPH	DIFF	TIME OF DAY
1 -		32.250	1:29.518	48.57	17.759	10:05:21.799
2 -	48.113	31.148	1:19.261	54.86	7.502	10:06:41.060
3 -	47.720	31.114	1:18.834	55.16	7.075	10:07:59.894
4 -	47.650	30.513	1:18.163	55.63	6.404	10:09:18.057
5 -	46.458	29.912	1:16.370	56.94	4.611	10:10:34.427
6 -	45.174	30.198	1:15.372	57.69	3.613	10:11:49.799
7 -	44.923	29.901	1:14.824	58.11	3.065	10:13:04.623
8 -	44.722	28.961	1:13.683	59.01	1.924	10:14:18.306
9 -	44.233	28.849	1:13.082 (3)	59.50	1.323	10:15:31.388
10 -	43.970	28.947	1:12.917 (2)	59.63	1.158	10:16:44.305
11 -	43.306	28.453	1:11.759 (1)	60.60		10:17:56.064

P22 26 J Brooke CHAMPION		Kawasaki 300 Ninja -				
IDEAL LAP TIME : 1:18.033		BEST LAP TIME : 1:18.696		DIFFERENCE : 0.663		
LAP	SECTOR 1	SECTOR 2	LAP TIME	MPH	DIFF	TIME OF DAY
1 -		31.098	1:31.004	47.78	12.308	10:05:23.285
2 -	49.911	31.003	1:20.914	53.74	2.218	10:06:44.199
3 -	48.081	30.615	1:18.696 (1)	55.25		10:08:02.895
4 -	48.446	30.384	1:18.830	55.16	0.134	10:09:21.725
5 -	48.737	30.004	1:18.741 (2)	55.22	0.045	10:10:40.466
6 -	48.912	31.045	1:19.957	54.38	1.261	10:12:00.423
7 -	48.762	30.335	1:19.097	54.97	0.401	10:13:19.520
8 -	52.287	30.883	1:23.170	52.28	4.474	10:14:42.690
9 -	48.547	30.660	1:19.207	54.90	0.511	10:16:01.897
10 -	48.029	30.739	1:18.768 (3)	55.20	0.072	10:17:20.665

BMCRC - MRO Championships 2024 - Rnd 1 @ Brands Hatch Indy

ACU Team Green Junior Cup & Senior Ninja & Junior Supersport

RACE 1 - BEST SECTORS

SECTOR 1			SECTOR 2			IDEAL / BEST COMPARISON						
POS	NO	NAME	TIME	NO	NAME	TIME	POS	NO	NAME	IDEAL	BEST	DIFF
									PERFECT LAP	1:03.299		
1	1	ATKINSON	37.872	7	ROOKER	25.427	1	1	ATKINSON	1:03.343	1:03.734	0.391
2	7	ROOKER	37.944	175	LILLY	25.456	2	7	ROOKER	1:03.371	1:03.371	0.000
3	175	LILLY	38.097	1	ATKINSON	25.471	3	175	LILLY	1:03.553	1:03.553	0.000
4	76	WILKINSON	38.342	81	SIMS	25.590	4	76	WILKINSON	1:03.987	1:03.987	0.000
5	81	SIMS	38.549	43	SWARBRICK	25.604	5	81	SIMS	1:04.139	1:04.139	0.000
6	85	WALES	38.678	76	WILKINSON	25.645	6	43	SWARBRICK	1:04.422	1:04.682	0.260
7	17	BUSA	38.752	27	BROWN	25.737	7	85	WALES	1:04.751	1:05.071	0.320
8	43	SWARBRICK	38.818	85	WALES	26.073	8	17	BUSA	1:04.905	1:05.269	0.364
9	2	WATT	39.009	17	BUSA	26.153	9	2	WATT	1:05.254	1:05.627	0.373
10	6	BUSA	39.629	0	ATKINSON	26.241	10	27	BROWN	1:05.394	1:05.710	0.316
11	27	BROWN	39.657	2	WATT	26.245	11	0	ATKINSON	1:06.337	1:06.473	0.136
12	45	MACKENZIE	39.658	44	CORREIA	26.766	12	6	BUSA	1:06.407	1:06.487	0.080
13	0	ATKINSON	40.096	6	BUSA	26.778	13	45	MACKENZIE	1:06.559	1:06.709	0.150
14	44	CORREIA	40.719	45	MACKENZIE	26.901	14	44	CORREIA	1:07.485	1:07.791	0.306
15	4	FRANKLIN	41.645	4	FRANKLIN	27.119	15	4	FRANKLIN	1:08.764	1:09.509	0.745
16	75	GREASLEY	41.657	54	SCOTT	27.331	16	54	SCOTT	1:09.356	1:09.528	0.172
17	54	SCOTT	42.025	16	LAYTON	27.394	17	16	LAYTON	1:09.599	1:09.713	0.114
18	16	LAYTON	42.205	75	GREASLEY	28.234	18	75	GREASLEY	1:09.891	1:10.364	0.473
19	33	KLINGE	43.306	33	KLINGE	28.453	19	33	KLINGE	1:11.759	1:11.759	0.000
20	26	CHAMPION	48.029	26	CHAMPION	30.004	20	26	CHAMPION	1:18.033	1:18.696	0.663
21							21	12	RAMSEY		1:06.161	
22							22	134	SKAYMAN		1:04.214	

BMCRC - MRO Championships 2024 - Rnd 1 @ Brands Hatch Indy

ACU Team Green Junior Cup & Senior Ninja & Junior Supersport

RACE 1 - STATISTICS

Competitors Started	22
Planned Start	2024-03-17 @ 10:00:00.000
Actual Start	2024-03-17 @ 10:03:52.280
Finish Time	2024-03-17 @ 10:16:56.542
Track Length	1.2079mi.
Total Laps	257
Total Distance Covered	310.4420mi.

Session Fastest Lap History

NO	CL	NAME	LAP TIME	TIME OF DAY	LAP	VEHICLE
7	J	Travis ROOKER	1:05.105	10:06:09.357	2	Kawasaki Ninja 400
7	J	Travis ROOKER	1:04.073	10:07:13.430	3	Kawasaki Ninja 400
1	S	Phil ATKINSON	1:03.734	10:09:22.225	5	Kawasaki Ninja 400
175	JSS	Aaron LILLY	1:03.553	10:09:23.901	5	Kawasaki Ex400
7	J	Travis ROOKER	1:03.371	10:11:30.119	7	Kawasaki Ninja 400

Session Leader History

NO	CL	NAME	FROM LAP	LAPS LED	DISTANCE	VEHICLE
7	J	Travis ROOKER	1	4	4.83 miles	Kawasaki Ninja 400
1	S	Phil ATKINSON	5	1	1.20 miles	Kawasaki Ninja 400
7	J	Travis ROOKER	6	2	2.41 miles	Kawasaki Ninja 400
1	S	Phil ATKINSON	8	5	6.03 miles	Kawasaki Ninja 400

Flag History

TYPE	TIME OF DAY
GREEN	10:03:52.280
FINISH	10:16:56.542

Flag Statistics

TYPE	COUNT	TOTAL LAPS	TOTAL TIME
Green	1	12	14:09.714
Red	0	0	0.000
Safety Car	0	0	0.000
FCY	0	0	0.000

BMCRC - MRO Championships 2024 - Rnd 1 @ Brands Hatch Indy

ACU Team Green Junior Cup & Senior Ninja & Junior Supersport

RACE 1 - STATISTICS

CLASS : J

13 Starters

Fastest Lap History

NO	NAME	LAP TIME	TIME OF DAY	LAP	VEHICLE
7	Travis ROOKER	1:05.105	10:06:09.357	2	Kawasaki Ninja 400
7	Travis ROOKER	1:04.073	10:07:13.430	3	Kawasaki Ninja 400
7	Travis ROOKER	1:03.371	10:11:30.119	7	Kawasaki Ninja 400

Leader History

NO	NAME	FROM LAP	LAPS LED	DISTANCE	VEHICLE
7	Travis ROOKER	1	12	14.49 miles	Kawasaki Ninja 400

BMCRC - MRO Championships 2024 - Rnd 1 @ Brands Hatch Indy

ACU Team Green Junior Cup & Senior Ninja & Junior Supersport

RACE 1 - STATISTICS

CLASS : JSS

1 Starters

Fastest Lap History

NO	NAME	LAP TIME	TIME OF DAY	LAP	VEHICLE
175	Aaron LILLY	1:05.796	10:06:11.011	2	Kawasaki Ex400
175	Aaron LILLY	1:04.646	10:07:15.657	3	Kawasaki Ex400
175	Aaron LILLY	1:03.553	10:09:23.901	5	Kawasaki Ex400

Leader History

NO	NAME	FROM LAP	LAPS LED	DISTANCE	VEHICLE
175	Aaron LILLY	1	12	14.49 miles	Kawasaki Ex400

BMCRC - MRO Championships 2024 - Rnd 1 @ Brands Hatch Indy

ACU Team Green Junior Cup & Senior Ninja & Junior Supersport

RACE 1 - STATISTICS

CLASS : S

8 Starters

Fastest Lap History

NO	NAME	LAP TIME	TIME OF DAY	LAP	VEHICLE
1	Phil ATKINSON	1:05.328	10:06:09.868	2	Kawasaki Ninja 400
1	Phil ATKINSON	1:04.168	10:07:14.036	3	Kawasaki Ninja 400
1	Phil ATKINSON	1:03.734	10:09:22.225	5	Kawasaki Ninja 400

Leader History

NO	NAME	FROM LAP	LAPS LED	DISTANCE	VEHICLE
1	Phil ATKINSON	1	12	14.49 miles	Kawasaki Ninja 400



BMCRC - MRO Championships 2024 - Rnd 1 @ Brands Hatch Indy

ACU Team Green Junior Cup & Senior Ninja & Junior Supersport

RACE 13 - GRID (10 Laps)

ROW 8				22	26	Brooke CHAMPION	1:18.696						
ROW 7	21	33	Patrick KLINGE	1:11.759	20	75	Mason GREASLEY	1:10.364	19	16	Aleisha LAYTON	1:09.713	
ROW 6	18	54	Ben SCOTT	1:09.528	17	4	Nigel FRANKLIN	1:09.509	16	44	Joshua CORREIA	1:07.791	
ROW 5		15	45	Marley MACKENZIE	1:06.709	14	6	Kian BUSA	1:06.487	13	0	Sam ATKINSON	1:06.473
ROW 4	12	12	Kees RAMSEY	1:06.161	11	27	Ben BROWN	1:05.710	10	2	Kade WATT	1:05.627	
ROW 3		9	17	Daryn BUSA	1:05.269	8	85	Andrew WALES	1:05.071	7	43	Mark SWARBRICK	1:04.682
ROW 2	6	134	Toby SKAYMAN	1:04.214	5	81	Ollie SIMS	1:04.139	4	76	Luca WILKINSON	1:03.987	
ROW 1		3	1	Phil ATKINSON	1:03.734	2	175	Aaron LILLY	1:03.553	1	7	Travis ROOKER	1:03.371
												Pole	

These results are provisional until the conclusion of any judicial and technical matters.

Brands Hatch Indy: 1.2079 miles

Clerk Of Course:	Stewards:	Timekeeper:	<i>Craig Smith</i>	
------------------	-----------	-------------	--------------------	--

Results can be found at www.tsl-timing.com

Printed - 10:24 Sunday, 17 March 2024



BMCRC - MRO Championships 2024 - Rnd 1 @ Brands Hatch Indy

ACU Lightweight Championship

RACE 2 - CLASSIFICATION

Race Distance: 12 Laps / 14.49 miles

POS	NO	CL	PIC	NAME	ENTRY	LAPS	TIME	GAP	DIFF	MPH	BEST	ON	GRD	↑↓
1	24	125S	1	Morgan FULOP	Suzuki Gsxr - Katrina Upholstery	12	14:10.683			61.34	1:08.379	12	3	2
2	53		1	Max CHAMBERS	Suzuki Gsxr 125 - Ride Fr33	12	14:10.765	0.082	0.082	61.33	1:08.362	12	5	3
3	35	125F	1	Jay GILBERT	Suzuki Gsxr 125 - Open To Offers	12	14:35.044	24.361	24.279	59.63	1:11.085	12	4	1
4	158	125S	2	Paul LIVESEY	Suzuki Gsxr 125 -	12	14:35.561	24.878	0.517	59.59	1:11.129	12	7	3
5	157	125S	3	Jez SCOTT	Suzuki 125 -	12	14:48.025	37.342	12.464	58.76	1:12.631	5	9	4
6	31	125S	4	Joel GREIG	Suzuki Gsxr125 - Parkway Express Couriers	12	14:48.699	38.016	0.674	58.71	1:12.477	6	6	0
7	197	125S	5	Alison SCOTT	Suzuki Gsxr 125 -	12	14:59.278	48.595	10.579	58.02	1:12.437	12	13	6
8	133	80	1	William GREENWAY	Derbi Gpr 80 - Wyre Forest Motors	12	14:59.294	48.611	0.016	58.02	1:11.958	12	8	0
9	517	125S	6	Max WILSON	Honda Cbr1254 - RWBS Ltd	12	15:00.832	50.149	1.538	57.92	1:13.136	6	12	3
10	909		2	James WOODROFFE	Suzuki Gsxr 125 -	11	14:23.079	1 Lap	1 Lap	55.42	1:16.742	3	11	1
11	13	125S	7	Nathan STOCKTON	Suzuki Gsxr 125 - Chapmans Refrigeration	11	14:38.077	1 Lap	14.998	54.47	1:17.656	7	14	3
12	98	125S	8	Alexander PARKIN	Aprilia Rs4 125 - Mechanic 2u	11	15:25.161	1 Lap	47.084	51.70	1:22.112	11	17	5
13	69	50	1	Brett MOOR	Derbi Gpr50 - NJS Racing	10	14:11.083	2 Laps	1 Lap	51.09	1:20.134	8	15	2
14	999		3	Jim DALTON	Honda Nd4 -	10	14:34.644	2 Laps	23.561	49.71	1:25.159	4	16	2

NOT CLASSIFIED

DNF	36	125S		Joey DRAPER	Honda Cbr125 -	9	11:11.078	3 Laps	1 Lap	58.32	1:12.336	4	10	
DNF	173	80		David McGLONE	Derbi Gpr80 -	8	9:44.865	4 Laps	1 Lap	59.48	1:11.466	6	2	
DNF	21	50		Owen MONAGHAN	Rlt Honda/Kriedler/Ktm - RLT Racing	0								1

FASTEST LAP

53				Max CHAMBERS	Suzuki Gsxr 125 - Ride Fr33	12	1:08.362			63.61 mph	102.37 kph			
24	125S			Morgan FULOP	Suzuki Gsxr - Katrina Upholstery	12	1:08.379			63.59 mph	102.34 kph			
35	125F			Jay GILBERT	Suzuki Gsxr 125 - Open To Offers	12	1:11.085			61.17 mph	98.45 kph			
173	80			David McGLONE	Derbi Gpr80 -	6	1:11.466			60.84 mph	97.92 kph			
69	50			Brett MOOR	Derbi Gpr50 - NJS Racing	8	1:20.134			54.26 mph	87.33 kph			

Comments:

Class 125S - 92.5% of Race Speed = 56.73 mph
Class - 92.5% of Race Speed = 56.73 mph
Class 125F - 92.5% of Race Speed = 55.15 mph
Class 80 - 92.5% of Race Speed = 53.66 mph
Class 50 - 92.5% of Race Speed = 47.25 mph

Weather / Track : Cloudy / Wet

These results are provisional until the conclusion of any judicial and technical matters.

Date: 17/03/2024 Start: 10:21 Finish: 10:36

Brands Hatch Indy: 1.2079 miles

Clerk Of Course:

Stewards:

Timekeeper:

Craig Smith



Results can be found at www.tsl-timing.com

Printed - 10:40 Sunday, 17 March 2024



BMCRC - MRO Championships 2024 - Rnd 1 @ Brands Hatch Indy

ACU Lightweight Championship

RACE 2 - LAP CHART

LAP 1 @ 10:23:16.468

NO	BEHIND	LAP TIME
35		1:18.937
24	0.130	1:19.067
53	0.788	1:19.725
173	0.912	1:19.849
31	2.571	1:21.508
158	2.940	1:21.877
157	3.279	1:22.216
36	3.495	1:22.432
197	4.309	1:23.246
133	5.965	1:24.902
517	7.743	1:26.680
909	7.982	1:26.919
13	10.376	1:29.313
98	16.203	1:35.140
999	17.581	1:36.518
69	17.677	1:36.614

LAP 2 @ 10:24:29.385

NO	BEHIND	LAP TIME
24		1:12.787
35	0.141	1:13.058
53	0.311	1:12.440
173	0.665	1:12.670
31	3.175	1:13.521
158	3.214	1:13.191
36	3.570	1:12.992
157	4.450	1:14.088
197	5.942	1:14.550
133	8.323	1:15.275
517	11.443	1:16.617
909	12.471	1:17.406
13	16.244	1:18.785
98	27.809	1:24.523
999	31.002	1:26.338
69	31.565	1:26.805

LAP 3 @ 10:25:40.500

NO	BEHIND	LAP TIME
24		1:11.115
53	0.818	1:11.622
35	0.947	1:11.921
173	2.529	1:12.979
158	5.473	1:13.374
31	6.207	1:14.147
36	6.578	1:14.123
157	6.847	1:13.512
197	8.995	1:14.168
133	12.741	1:15.533
517	15.232	1:14.904
909	18.098	1:16.742
13	24.054	1:18.925
98	40.633	1:23.939
999	45.841	1:25.954
69	47.856	1:27.406

LAP 4 @ 10:26:50.853

NO	BEHIND	LAP TIME
24		1:10.353
53	0.413	1:09.948
35	2.500	1:11.906
173	4.363	1:12.187

158	8.140	1:13.020
36	8.561	1:12.336
31	8.974	1:13.120
157	9.868	1:13.374
197	13.138	1:14.496
133	16.820	1:14.432
517	19.305	1:14.426
909	24.874	1:17.129
13	32.538	1:18.837
98	53.275	1:22.995
999	1:00.647	1:25.159
69	1:04.165	1:26.662

LAP 5 @ 10:28:00.614

NO	BEHIND	LAP TIME
24		1:09.761
53	0.259	1:09.607
35	5.689	1:12.950
173	6.700	1:12.098
158	10.302	1:11.923
36	11.343	1:12.543
31	11.862	1:12.649
157	12.738	1:12.631
197	18.485	1:15.108
133	19.680	1:12.621
517	22.866	1:13.322
909	32.247	1:17.134
13	41.037	1:18.260
98	1:06.305	1:22.791

LAP 6 @ 10:29:11.098

NO	BEHIND	LAP TIME
53		1:10.225
24	0.136	1:10.620
999	1 Lap	1:25.849
173	7.682	1:11.466
35	7.799	1:12.594
69	1 Lap	1:25.305
158	11.412	1:11.594
36	13.376	1:12.517
31	13.855	1:12.477
157	14.986	1:12.732
197	22.061	1:14.060
133	22.880	1:13.684
517	25.518	1:13.136
909	39.815	1:18.052
13	50.161	1:19.608

LAP 7 @ 10:30:20.998

NO	BEHIND	LAP TIME
53		1:09.900
24	0.397	1:10.161
98	1 Lap	1:22.919
173	9.665	1:11.883
35	10.987	1:13.088
158	13.535	1:12.023
31	17.879	1:13.924
36	18.157	1:14.681
157	18.752	1:13.666
999	1 Lap	1:26.451
69	1 Lap	1:24.296
197	25.501	1:13.340
133	25.900	1:12.920
517	28.980	1:13.362

909	47.816	1:17.901
13	57.917	1:17.656

LAP 8 @ 10:31:31.170

NO	BEHIND	LAP TIME
24		1:09.775
53	0.072	1:10.244
173	11.226	1:11.733
35	13.039	1:12.224
158	15.069	1:11.706
31	20.808	1:13.101
98	1 Lap	1:22.673
157	22.273	1:13.693
36	22.480	1:14.495
197	29.837	1:14.508
133	30.117	1:14.389
517	32.416	1:13.608
69	1 Lap	1:22.869
999	1 Lap	1:26.657
909	55.297	1:17.653
13	1:07.368	1:19.623

LAP 9 @ 10:32:40.821

NO	BEHIND	LAP TIME
24		1:09.651
53	0.089	1:09.668
35	15.557	1:12.169
158	16.800	1:11.382
31	24.735	1:13.578
157	25.314	1:12.692
36	27.788	1:14.959
98	1 Lap	1:22.545
197	35.139	1:14.953
133	35.365	1:14.899
517	36.229	1:13.464
69	1 Lap	1:20.134
999	1 Lap	1:27.601
909	1:04.025	1:18.379

LAP 10 @ 10:33:49.962

NO	BEHIND	LAP TIME
24		1:09.141
53	0.085	1:09.137
13	1 Lap	1:19.266
35	19.480	1:13.064
158	19.781	1:12.122
157	29.111	1:12.938
31	29.137	1:13.543
197	40.574	1:14.576
133	41.073	1:14.849
517	41.295	1:14.207
98	1 Lap	1:22.957
69	1 Lap	1:20.296

LAP 11 @ 10:34:59.835

NO	BEHIND	LAP TIME
24		1:09.873
53	0.099	1:09.887
909	1 Lap	1:18.141
999	2 Laps	1:25.872
13	1 Lap	1:19.918
35	21.655	1:12.048
158	22.128	1:12.220

31	32.731	1:13.467
157	32.856	1:13.618
197	44.537	1:13.836
517	44.934	1:13.512
133	45.032	1:13.832
98	1 Lap	1:22.567

LAP 12 @ 10:36:08.214

NO	BEHIND	LAP TIME
24		1:08.379
53	0.082	1:08.362
69	2 Laps	1:20.696
909	1 Lap	1:17.623
999	2 Laps	1:28.245
35	24.361	1:11.085
158	24.878	1:11.129
13	1 Lap	1:17.886
157	37.342	1:12.865
31	38.016	1:13.664
197	48.595	1:12.437
133	48.611	1:11.958
517	50.149	1:13.594
98	1 Lap	1:22.112

BMCRC - MRO Championships 2024 - Rnd 1 @ Brands Hatch Indy

ACU Lightweight Championship

RACE 2 - POSITION CHART

No	Name	Lap												
		Pos	1	2	3	4	5	6	7	8	9	10	11	12
21	MONAGHAN	1	35	24	24	24	24	53	53	24	24	24	24	24
173	McGLONE	2	24	35	53	53	53	24	24	53	53	53	53	53
24	FULOP	3	53	53	35	35	35	173	173	173	35	35	35	35
35	GILBERT	4	173	173	173	173	173	35	35	35	158	158	158	158
53	CHAMBERS	5	31	31	158	158	158	158	158	158	31	157	31	157
31	GREIG	6	158	158	31	36	36	36	31	31	157	31	157	31
158	LIVESEY	7	157	36	36	31	31	31	36	157	36	197	197	197
133	GREENWAY	8	36	157	157	157	157	157	157	36	197	133	517	133
157	SCOTT	9	197	197	197	197	197	197	197	197	133	517	133	517
36	DRAPER	10	133	133	133	133	133	133	133	133	517	909	909	
909	WOODROFFE	11	517	517	517	517	517	517	517	517	909	13	13	
517	WILSON	12	909	909	909	909	909	909	909	909	13	98	98	
197	SCOTT	13	13	13	13	13	13	13	13	13	98	69		
13	STOCKTON	14	98	98	98	98	98	98	98	98	69	999		
69	MOOR	15	999	999	999	999	999	999	69	69	999			
999	DALTON	16	69	69	69	69	69	69	999	999				
98	PARKIN	17												

BMCRC - MRO Championships 2024 - Rnd 1 @ Brands Hatch Indy

ACU Lightweight Championship

RACE 2 - SECTOR ANALYSIS



SECTOR 1 = FL to I1, SECTOR 2 = I1 to FL, DIFF = Difference To Personal Best Lap, P = Crossed Finish Line in Pit Lane, D = Time Disallowed

P1 24 125S Morgan FULOP			Suzuki Gsxr - Katrina Upholstery			
IDEAL LAP TIME : 1:08.379		BEST LAP TIME : 1:08.379		DIFFERENCE : 0.000		
LAP	SECTOR 1	SECTOR 2	LAP TIME	MPH	DIFF	TIME OF DAY
1 -		29.160	1:19.067	54.99	10.688	10:23:16.598
2 -	43.887	28.900	1:12.787	59.74	4.408	10:24:29.385
3 -	42.631	28.484	1:11.115	61.14	2.736	10:25:40.500
4 -	41.868	28.485	1:10.353	61.81	1.974	10:26:50.853
5 -	41.458	28.303	1:09.761	62.33	1.382	10:28:00.614
6 -	42.254	28.366	1:10.620	61.57	2.241	10:29:11.234
7 -	42.172	27.989	1:10.161	61.98	1.782	10:30:21.395
8 -	41.445	28.330	1:09.775	62.32	1.396	10:31:31.170
9 -	41.375	28.276	1:09.651 (3)	62.43	1.272	10:32:40.821
10 -	40.944	28.197	1:09.141 (2)	62.89	0.762	10:33:49.962
11 -	41.508	28.365	1:09.873	62.23	1.494	10:34:59.835
12 -	40.558	27.821	1:08.379 (1)	63.59		10:36:08.214

P2 53 Max CHAMBERS			Suzuki Gsxr 125 - Ride Fr33			
IDEAL LAP TIME : 1:08.362		BEST LAP TIME : 1:08.362		DIFFERENCE : 0.000		
LAP	SECTOR 1	SECTOR 2	LAP TIME	MPH	DIFF	TIME OF DAY
1 -		29.169	1:19.725	54.54	11.363	10:23:17.256
2 -	43.378	29.062	1:12.440	60.03	4.078	10:24:29.696
3 -	43.032	28.590	1:11.622	60.71	3.260	10:25:41.318
4 -	41.737	28.211	1:09.948	62.16	1.586	10:26:51.266
5 -	41.531	28.076	1:09.607 (3)	62.47	1.245	10:28:00.873
6 -	41.824	28.401	1:10.225	61.92	1.863	10:29:11.098
7 -	41.574	28.326	1:09.900	62.21	1.538	10:30:20.998
8 -	41.828	28.416	1:10.244	61.90	1.882	10:31:31.242
9 -	41.318	28.350	1:09.668	62.41	1.306	10:32:40.910
10 -	41.357	27.780	1:09.137 (2)	62.89	0.775	10:33:50.047
11 -	41.410	28.477	1:09.887	62.22	1.525	10:34:59.934
12 -	40.799	27.563	1:08.362 (1)	63.61		10:36:08.296

P3 35 125F Jay GILBERT			Suzuki Gsxr 125 - Open To Offers			
IDEAL LAP TIME : 1:11.085		BEST LAP TIME : 1:11.085		DIFFERENCE : 0.000		
LAP	SECTOR 1	SECTOR 2	LAP TIME	MPH	DIFF	TIME OF DAY
1 -		28.908	1:18.937	55.08	7.852	10:23:16.468
2 -	43.825	29.233	1:13.058	59.52	1.973	10:24:29.526
3 -	42.995	28.926	1:11.921 (3)	60.46	0.836	10:25:41.447
4 -	42.756	29.150	1:11.906 (2)	60.47	0.821	10:26:53.353
5 -	43.220	29.730	1:12.950	59.61	1.865	10:28:06.303
6 -	43.484	29.110	1:12.594	59.90	1.509	10:29:18.897
7 -	43.744	29.344	1:13.088	59.49	2.003	10:30:31.985
8 -	43.528	28.696	1:12.224	60.20	1.139	10:31:44.209
9 -	43.426	28.743	1:12.169	60.25	1.084	10:32:56.378
10 -	43.601	29.463	1:13.064	59.51	1.979	10:34:09.442
11 -	43.290	28.758	1:12.048	60.35	0.963	10:35:21.490
12 -	42.502	28.583	1:11.085 (1)	61.17		10:36:32.575

BMCRC - MRO Championships 2024 - Rnd 1 @ Brands Hatch Indy

ACU Lightweight Championship

RACE 2 - SECTOR ANALYSIS



SECTOR 1 = FL to I1, SECTOR 2 = I1 to FL, DIFF = Difference To Personal Best Lap, P = Crossed Finish Line in Pit Lane, D = Time Disallowed

P4 158 125S Paul LIVESEY		Suzuki Gsxr 125 -				
IDEAL LAP TIME : 1:11.129		BEST LAP TIME : 1:11.129		DIFFERENCE : 0.000		
LAP	SECTOR 1	SECTOR 2	LAP TIME	MPH	DIFF	TIME OF DAY
1 -		29.975	1:21.877	53.11	10.748	10:23:19.408
2 -	43.609	29.582	1:13.191	59.41	2.062	10:24:32.599
3 -	43.842	29.532	1:13.374	59.26	2.245	10:25:45.973
4 -	43.517	29.503	1:13.020	59.55	1.891	10:26:58.993
5 -	42.674	29.249	1:11.923	60.46	0.794	10:28:10.916
6 -	42.416	29.178	1:11.594 (3)	60.73	0.465	10:29:22.510
7 -	42.756	29.267	1:12.023	60.37	0.894	10:30:34.533
8 -	42.725	28.981	1:11.706	60.64	0.577	10:31:46.239
9 -	42.455	28.927	1:11.382 (2)	60.92	0.253	10:32:57.621
10 -	42.470	29.652	1:12.122	60.29	0.993	10:34:09.743
11 -	43.166	29.054	1:12.220	60.21	1.091	10:35:21.963
12 -	42.415	28.714	1:11.129 (1)	61.13		10:36:33.092

P5 157 125S Jez SCOTT		Suzuki 125 -				
IDEAL LAP TIME : 1:12.346		BEST LAP TIME : 1:12.631		DIFFERENCE : 0.285		
LAP	SECTOR 1	SECTOR 2	LAP TIME	MPH	DIFF	TIME OF DAY
1 -		30.066	1:22.216	52.89	9.585	10:23:19.747
2 -	44.848	29.240	1:14.088	58.69	1.457	10:24:33.835
3 -	43.555	29.957	1:13.512	59.15	0.881	10:25:47.347
4 -	43.758	29.616	1:13.374	59.26	0.743	10:27:00.721
5 -	43.169	29.462	1:12.631 (1)	59.87		10:28:13.352
6 -	43.106	29.626	1:12.732 (3)	59.78	0.101	10:29:26.084
7 -	43.439	30.227	1:13.666	59.03	1.035	10:30:39.750
8 -	43.732	29.961	1:13.693	59.00	1.062	10:31:53.443
9 -	43.216	29.476	1:12.692 (2)	59.82	0.061	10:33:06.135
10 -	43.196	29.742	1:12.938	59.62	0.307	10:34:19.073
11 -	43.387	30.231	1:13.618	59.06	0.987	10:35:32.691
12 -	43.318	29.547	1:12.865	59.68	0.234	10:36:45.566

P6 31 125S Joel GREIG		Suzuki Gsxr125 - Parkway Express Couriers				
IDEAL LAP TIME : 1:12.386		BEST LAP TIME : 1:12.477		DIFFERENCE : 0.091		
LAP	SECTOR 1	SECTOR 2	LAP TIME	MPH	DIFF	TIME OF DAY
1 -		30.104	1:21.508	53.35	9.031	10:23:19.039
2 -	43.731	29.790	1:13.521	59.14	1.044	10:24:32.560
3 -	43.850	30.297	1:14.147	58.64	1.670	10:25:46.707
4 -	43.236	29.884	1:13.120	59.47	0.643	10:26:59.827
5 -	42.823	29.826	1:12.649 (2)	59.85	0.172	10:28:12.476
6 -	42.596	29.881	1:12.477 (1)	59.99		10:29:24.953
7 -	44.004	29.920	1:13.924	58.82	1.447	10:30:38.877
8 -	43.265	29.836	1:13.101 (3)	59.48	0.624	10:31:51.978
9 -	43.505	30.073	1:13.578	59.10	1.101	10:33:05.556
10 -	43.459	30.084	1:13.543	59.13	1.066	10:34:19.099
11 -	43.294	30.173	1:13.467	59.19	0.990	10:35:32.566
12 -	43.533	30.131	1:13.664	59.03	1.187	10:36:46.230

BMCRC - MRO Championships 2024 - Rnd 1 @ Brands Hatch Indy

ACU Lightweight Championship

RACE 2 - SECTOR ANALYSIS



SECTOR 1 = FL to I1, SECTOR 2 = I1 to FL, DIFF = Difference To Personal Best Lap, P = Crossed Finish Line in Pit Lane, D = Time Disallowed

P7 197 125S Alison SCOTT		Suzuki Gsxr 125 -				
IDEAL LAP TIME : 1:12.282		BEST LAP TIME : 1:12.437		DIFFERENCE : 0.155		
LAP	SECTOR 1	SECTOR 2	LAP TIME	MPH	DIFF	TIME OF DAY
1 -		29.556	1:23.246	52.23	10.809	10:23:20.777
2 -	45.479	29.071	1:14.550	58.33	2.113	10:24:35.327
3 -	44.497	29.671	1:14.168	58.63	1.731	10:25:49.495
4 -	44.691	29.805	1:14.496	58.37	2.059	10:27:03.991
5 -	45.072	30.036	1:15.108	57.89	2.671	10:28:19.099
6 -	44.959	29.101	1:14.060	58.71	1.623	10:29:33.159
7 -	43.533	29.807	1:13.340 (2)	59.29	0.903	10:30:46.499
8 -	44.949	29.559	1:14.508	58.36	2.071	10:32:01.007
9 -	45.282	29.671	1:14.953	58.01	2.516	10:33:15.960
10 -	45.250	29.326	1:14.576	58.31	2.139	10:34:30.536
11 -	44.019	29.817	1:13.836 (3)	58.89	1.399	10:35:44.372
12 -	43.211	29.226	1:12.437 (1)	60.03		10:36:56.809

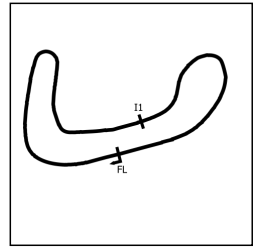
P8 133 80 William GREENWAY		Derbi Gpr 80 - Wyre Forest Motors				
IDEAL LAP TIME : 1:11.672		BEST LAP TIME : 1:11.958		DIFFERENCE : 0.286		
LAP	SECTOR 1	SECTOR 2	LAP TIME	MPH	DIFF	TIME OF DAY
1 -		30.544	1:24.902	51.21	12.944	10:23:22.433
2 -	45.608	29.667	1:15.275	57.76	3.317	10:24:37.708
3 -	45.262	30.271	1:15.533	57.57	3.575	10:25:53.241
4 -	44.734	29.698	1:14.432	58.42	2.474	10:27:07.673
5 -	43.784	28.837	1:12.621 (2)	59.88	0.663	10:28:20.294
6 -	43.848	29.836	1:13.684	59.01	1.726	10:29:33.978
7 -	43.579	29.341	1:12.920 (3)	59.63	0.962	10:30:46.898
8 -	44.795	29.594	1:14.389	58.45	2.431	10:32:01.287
9 -	45.133	29.766	1:14.899	58.05	2.941	10:33:16.186
10 -	45.355	29.494	1:14.849	58.09	2.891	10:34:31.035
11 -	43.577	30.255	1:13.832	58.89	1.874	10:35:44.867
12 -	42.835	29.123	1:11.958 (1)	60.43		10:36:56.825

P9 517 125S Max WILSON		Honda Cbr1254 - RWBS Ltd				
IDEAL LAP TIME : 1:12.865		BEST LAP TIME : 1:13.136		DIFFERENCE : 0.271		
LAP	SECTOR 1	SECTOR 2	LAP TIME	MPH	DIFF	TIME OF DAY
1 -		31.050	1:26.680	50.16	13.544	10:23:24.211
2 -	45.804	30.813	1:16.617	56.75	3.481	10:24:40.828
3 -	44.586	30.318	1:14.904	58.05	1.768	10:25:55.732
4 -	44.202	30.224	1:14.426	58.42	1.290	10:27:10.158
5 -	43.557	29.765	1:13.322 (2)	59.30	0.186	10:28:23.480
6 -	43.433	29.703	1:13.136 (1)	59.45		10:29:36.616
7 -	43.225	30.137	1:13.362 (3)	59.27	0.226	10:30:49.978
8 -	43.968	29.640	1:13.608	59.07	0.472	10:32:03.586
9 -	43.357	30.107	1:13.464	59.19	0.328	10:33:17.050
10 -	44.236	29.971	1:14.207	58.60	1.071	10:34:31.257
11 -	43.242	30.270	1:13.512	59.15	0.376	10:35:44.769
12 -	43.860	29.734	1:13.594	59.08	0.458	10:36:58.363

BMCRC - MRO Championships 2024 - Rnd 1 @ Brands Hatch Indy

ACU Lightweight Championship

RACE 2 - SECTOR ANALYSIS



SECTOR 1 = FL to I1, SECTOR 2 = I1 to FL, DIFF = Difference To Personal Best Lap, P = Crossed Finish Line in Pit Lane, D = Time Disallowed

P10 909		James WOODROFFE		Suzuki Gsxr 125 -		
IDEAL LAP TIME : 1:16.742		BEST LAP TIME : 1:16.742		DIFFERENCE : 0.000		
LAP	SECTOR 1	SECTOR 2	LAP TIME	MPH	DIFF	TIME OF DAY
1 -		30.778	1:26.919	50.03	10.177	10:23:24.450
2 -	47.217	30.189	1:17.406	56.17	0.664	10:24:41.856
3 -	46.666	30.076	1:16.742 (1)	56.66		10:25:58.598
4 -	46.869	30.260	1:17.129 (2)	56.38	0.387	10:27:15.727
5 -	46.773	30.361	1:17.134 (3)	56.37	0.392	10:28:32.861
6 -	47.583	30.469	1:18.052	55.71	1.310	10:29:50.913
7 -	47.419	30.482	1:17.901	55.82	1.159	10:31:08.814
8 -	47.123	30.530	1:17.653	56.00	0.911	10:32:26.467
9 -	47.908	30.471	1:18.379	55.48	1.637	10:33:44.846
10 -	47.018	31.123	1:18.141	55.65	1.399	10:35:02.987
11 -	47.097	30.526	1:17.623	56.02	0.881	10:36:20.610

P11 13 125S		Nathan STOCKTON		Suzuki Gsxr 125 - Chapmans Refrigeration		
IDEAL LAP TIME : 1:17.527		BEST LAP TIME : 1:17.656		DIFFERENCE : 0.129		
LAP	SECTOR 1	SECTOR 2	LAP TIME	MPH	DIFF	TIME OF DAY
1 -		31.927	1:29.313	48.68	11.657	10:23:26.844
2 -	47.488	31.297	1:18.785	55.19	1.129	10:24:45.629
3 -	47.350	31.575	1:18.925	55.09	1.269	10:26:04.554
4 -	47.519	31.318	1:18.837	55.15	1.181	10:27:23.391
5 -	46.671	31.589	1:18.260 (3)	55.56	0.604	10:28:41.651
6 -	47.929	31.679	1:19.608	54.62	1.952	10:30:01.259
7 -	46.443	31.213	1:17.656 (1)	55.99		10:31:18.915
8 -	47.916	31.707	1:19.623	54.61	1.967	10:32:38.538
9 -	47.838	31.428	1:19.266	54.86	1.610	10:33:57.804
10 -	48.093	31.825	1:19.918	54.41	2.262	10:35:17.722
11 -	46.802	31.084	1:17.886 (2)	55.83	0.230	10:36:35.608

P12 98 125S		Alexander PARKIN		Aprilia Rs4 125 - Mechanic 2u		
IDEAL LAP TIME : 1:21.892		BEST LAP TIME : 1:22.112		DIFFERENCE : 0.220		
LAP	SECTOR 1	SECTOR 2	LAP TIME	MPH	DIFF	TIME OF DAY
1 -		33.373	1:35.140	45.70	13.028	10:23:32.671
2 -	51.413	33.110	1:24.523	51.44	2.411	10:24:57.194
3 -	50.995	32.944	1:23.939	51.80	1.827	10:26:21.133
4 -	50.393	32.602	1:22.995	52.39	0.883	10:27:44.128
5 -	50.351	32.440	1:22.791	52.52	0.679	10:29:06.919
6 -	50.238	32.681	1:22.919	52.44	0.807	10:30:29.838
7 -	50.048	32.625	1:22.673	52.60	0.561	10:31:52.511
8 -	50.044	32.501	1:22.545 (2)	52.68	0.433	10:33:15.056
9 -	50.826	32.131	1:22.957	52.41	0.845	10:34:38.013
10 -	50.208	32.359	1:22.567 (3)	52.66	0.455	10:36:00.580
11 -	49.761	32.351	1:22.112 (1)	52.95		10:37:22.692

P13 69 50		Brett MOOR		Derbi Gpr50 - NJS Racing		
IDEAL LAP TIME : 1:19.838		BEST LAP TIME : 1:20.134		DIFFERENCE : 0.296		
LAP	SECTOR 1	SECTOR 2	LAP TIME	MPH	DIFF	TIME OF DAY
1 -		33.398	1:36.614	45.01	16.480	10:23:34.145
2 -	53.781	33.024	1:26.805	50.09	6.671	10:25:00.950
3 -	52.780	34.626	1:27.406	49.75	7.272	10:26:28.356
4 -	53.957	32.705	1:26.662	50.17	6.528	10:27:55.018
5 -	53.066	32.239	1:25.305	50.97	5.171	10:29:20.323
6 -	52.289	32.007	1:24.296	51.58	4.162	10:30:44.619
7 -	51.190	31.679	1:22.869	52.47	2.735	10:32:07.488
8 -	48.317	31.817	1:20.134 (1)	54.26		10:33:27.622
9 -	48.159	32.137	1:20.296 (2)	54.15	0.162	10:34:47.918
10 -	48.671	32.025	1:20.696 (3)	53.88	0.562	10:36:08.614

BMCRC - MRO Championships 2024 - Rnd 1 @ Brands Hatch Indy

ACU Lightweight Championship

RACE 2 - SECTOR ANALYSIS



SECTOR 1 = FL to I1, SECTOR 2 = I1 to FL, DIFF = Difference To Personal Best Lap, P = Crossed Finish Line in Pit Lane, D = Time Disallowed

P14 999		Jim DALTON		Honda Nd4 -			
IDEAL LAP TIME : 1:24.959		BEST LAP TIME : 1:25.159		DIFFERENCE : 0.200			
LAP	SECTOR 1	SECTOR 2	LAP TIME	MPH	DIFF	TIME OF DAY	
1 -		33.708	1:36.518	45.05	11.359	10:23:34.049	
2 -	52.146	34.192	1:26.338	50.36	1.179	10:25:00.387	
3 -	51.772	34.182	1:25.954	50.59	0.795	10:26:26.341	
4 -	51.285	33.874	1:25.159 (1)	51.06		10:27:51.500	
5 -	52.175	33.674	1:25.849 (2)	50.65	0.690	10:29:17.349	
6 -	51.622	34.829	1:26.451	50.30	1.292	10:30:43.800	
7 -	52.704	33.953	1:26.657	50.18	1.498	10:32:10.457	
8 -	53.421	34.180	1:27.601	49.64	2.442	10:33:38.058	
9 -	51.620	34.252	1:25.872 (3)	50.64	0.713	10:35:03.930	
10 -	53.296	34.949	1:28.245	49.27	3.086	10:36:32.175	

P15 36 125S		Joey DRAPER		Honda Cbr125 -			
IDEAL LAP TIME : 1:11.531		BEST LAP TIME : 1:12.336		DIFFERENCE : 0.805			
LAP	SECTOR 1	SECTOR 2	LAP TIME	MPH	DIFF	TIME OF DAY	
1 -		29.328	1:22.432	52.75	10.096	10:23:19.963	
2 -	43.915	29.077	1:12.992	59.57	0.656	10:24:32.955	
3 -	43.593	30.530	1:14.123	58.66	1.787	10:25:47.078	
4 -	42.454	29.882	1:12.336 (1)	60.11		10:26:59.414	
5 -	42.977	29.566	1:12.543 (3)	59.94	0.207	10:28:11.957	
6 -	42.558	29.959	1:12.517 (2)	59.96	0.181	10:29:24.474	
7 -	44.559	30.122	1:14.681	58.22	2.345	10:30:39.155	
8 -	43.698	30.797	1:14.495	58.37	2.159	10:31:53.650	
9 -	44.746	30.213	1:14.959	58.01	2.623	10:33:08.609	

P16 173 80		David McGLONE		Derbi Gpr80 -			
IDEAL LAP TIME : 1:11.248		BEST LAP TIME : 1:11.466		DIFFERENCE : 0.218			
LAP	SECTOR 1	SECTOR 2	LAP TIME	MPH	DIFF	TIME OF DAY	
1 -		28.984	1:19.849	54.46	8.383	10:23:17.380	
2 -	43.685	28.985	1:12.670	59.84	1.204	10:24:30.050	
3 -	43.537	29.442	1:12.979	59.58	1.513	10:25:43.029	
4 -	43.294	28.893	1:12.187	60.24	0.721	10:26:55.216	
5 -	43.521	28.577	1:12.098	60.31	0.632	10:28:07.314	
6 -	42.671	28.795	1:11.466 (1)	60.84		10:29:18.780	
7 -	42.772	29.111	1:11.883 (3)	60.49	0.417	10:30:30.663	
8 -	42.936	28.797	1:11.733 (2)	60.62	0.267	10:31:42.396	

BMCRC - MRO Championships 2024 - Rnd 1 @ Brands Hatch Indy

ACU Lightweight Championship

RACE 2 - BEST SECTORS

SECTOR 1			SECTOR 2			IDEAL / BEST COMPARISON						
POS	NO	NAME	TIME	NO	NAME	TIME	POS	NO	NAME	IDEAL	BEST	DIFF
									PERFECT LAP	1:08.121		
1	24	FULOP	40.558	53	CHAMBERS	27.563	1	53	CHAMBERS	1:08.362	1:08.362	0.000
2	53	CHAMBERS	40.799	24	FULOP	27.821	2	24	FULOP	1:08.379	1:08.379	0.000
3	158	LIVESEY	42.415	173	McGLONE	28.577	3	35	GILBERT	1:11.085	1:11.085	0.000
4	36	DRAPER	42.454	35	GILBERT	28.583	4	158	LIVESEY	1:11.129	1:11.129	0.000
5	35	GILBERT	42.502	158	LIVESEY	28.714	5	173	McGLONE	1:11.248	1:11.466	0.218
6	31	GREIG	42.596	133	GREENWAY	28.837	6	36	DRAPER	1:11.531	1:12.336	0.805
7	173	McGLONE	42.671	197	SCOTT	29.071	7	133	GREENWAY	1:11.672	1:11.958	0.286
8	133	GREENWAY	42.835	36	DRAPER	29.077	8	197	SCOTT	1:12.282	1:12.437	0.155
9	157	SCOTT	43.106	157	SCOTT	29.240	9	157	SCOTT	1:12.346	1:12.631	0.285
10	197	SCOTT	43.211	517	WILSON	29.640	10	31	GREIG	1:12.386	1:12.477	0.091
11	517	WILSON	43.225	31	GREIG	29.790	11	517	WILSON	1:12.865	1:13.136	0.271
12	13	STOCKTON	46.443	909	WOODROFFE	30.076	12	909	WOODROFFE	1:16.742	1:16.742	0.000
13	909	WOODROFFE	46.666	13	STOCKTON	31.084	13	13	STOCKTON	1:17.527	1:17.656	0.129
14	69	MOOR	48.159	69	MOOR	31.679	14	69	MOOR	1:19.838	1:20.134	0.296
15	98	PARKIN	49.761	98	PARKIN	32.131	15	98	PARKIN	1:21.892	1:22.112	0.220
16	999	DALTON	51.285	999	DALTON	33.674	16	999	DALTON	1:24.959	1:25.159	0.200
17												

BMCRC - MRO Championships 2024 - Rnd 1 @ Brands Hatch Indy

ACU Lightweight Championship

RACE 2 - STATISTICS

Competitors Started	16
Planned Start	2024-03-17 @ 10:21:00.000
Actual Start	2024-03-17 @ 10:21:57.530
Finish Time	2024-03-17 @ 10:36:08.213
Track Length	1.2079mi.
Total Laps	178
Total Distance Covered	215.0143mi.

Session Fastest Lap History

NO	CL	NAME	LAP TIME	TIME OF DAY	LAP	VEHICLE
24	125S	Morgan FULOP	1:12.787	10:24:29.397	2	Suzuki Gsxr
53		Max CHAMBERS	1:12.440	10:24:29.712	2	Suzuki Gsxr 125
24	125S	Morgan FULOP	1:11.115	10:25:40.512	3	Suzuki Gsxr
24	125S	Morgan FULOP	1:10.353	10:26:50.865	4	Suzuki Gsxr
53		Max CHAMBERS	1:09.948	10:26:51.282	4	Suzuki Gsxr 125
24	125S	Morgan FULOP	1:09.761	10:28:00.626	5	Suzuki Gsxr
53		Max CHAMBERS	1:09.607	10:28:00.889	5	Suzuki Gsxr 125
24	125S	Morgan FULOP	1:09.141	10:33:49.975	10	Suzuki Gsxr
53		Max CHAMBERS	1:09.137	10:33:50.051	10	Suzuki Gsxr 125
24	125S	Morgan FULOP	1:08.379	10:36:08.226	12	Suzuki Gsxr
53		Max CHAMBERS	1:08.362	10:36:08.300	12	Suzuki Gsxr 125

Session Leader History

NO	CL	NAME	FROM LAP	LAPS LED	DISTANCE	VEHICLE
35	125F	Jay GILBERT	1	1	1.20 miles	Suzuki Gsxr 125
24	125S	Morgan FULOP	2	4	4.83 miles	Suzuki Gsxr
53		Max CHAMBERS	6	2	2.41 miles	Suzuki Gsxr 125
24	125S	Morgan FULOP	8	5	6.03 miles	Suzuki Gsxr

Flag History

TYPE	TIME OF DAY
GREEN	10:21:57.530
FINISH	10:36:08.213

Flag Statistics

TYPE	COUNT	TOTAL LAPS	TOTAL TIME
Green	1	12	15:28.563
Red	0	0	0.000
Safety Car	0	0	0.000
FCY	0	0	0.000

BMCRC - MRO Championships 2024 - Rnd 1 @ Brands Hatch Indy

ACU Lightweight Championship

RACE 2 - STATISTICS

CLASS :

3 Starters

Fastest Lap History

NO	NAME	LAP TIME	TIME OF DAY	LAP	VEHICLE
53	Max CHAMBERS	1:12.440	10:24:29.712	2	Suzuki Gsxr 125
53	Max CHAMBERS	1:11.622	10:25:41.333	3	Suzuki Gsxr 125
53	Max CHAMBERS	1:09.948	10:26:51.282	4	Suzuki Gsxr 125
53	Max CHAMBERS	1:09.607	10:28:00.889	5	Suzuki Gsxr 125
53	Max CHAMBERS	1:09.137	10:33:50.051	10	Suzuki Gsxr 125
53	Max CHAMBERS	1:08.362	10:36:08.300	12	Suzuki Gsxr 125

Leader History

NO	NAME	FROM LAP	LAPS LED	DISTANCE	VEHICLE
53	Max CHAMBERS	1	12	14.49 miles	Suzuki Gsxr 125

BMCRC - MRO Championships 2024 - Rnd 1 @ Brands Hatch Indy

ACU Lightweight Championship

RACE 2 - STATISTICS

CLASS : 125F

1 Starters

Fastest Lap History

NO	NAME	LAP TIME	TIME OF DAY	LAP	VEHICLE
35	Jay GILBERT	1:13.058	10:24:29.538	2	Suzuki Gsxr 125
35	Jay GILBERT	1:11.921	10:25:41.456	3	Suzuki Gsxr 125
35	Jay GILBERT	1:11.906	10:26:53.364	4	Suzuki Gsxr 125
35	Jay GILBERT	1:11.085	10:36:32.585	12	Suzuki Gsxr 125

Leader History

NO	NAME	FROM LAP	LAPS LED	DISTANCE	VEHICLE
35	Jay GILBERT	1	12	14.49 miles	Suzuki Gsxr 125

BMCRC - MRO Championships 2024 - Rnd 1 @ Brands Hatch Indy

ACU Lightweight Championship

RACE 2 - STATISTICS

CLASS : 125S

9 Starters

Fastest Lap History

NO	NAME	LAP TIME	TIME OF DAY	LAP	VEHICLE
24	Morgan FULOP	1:12.787	10:24:29.397	2	Suzuki Gsxr
24	Morgan FULOP	1:11.115	10:25:40.512	3	Suzuki Gsxr
24	Morgan FULOP	1:10.353	10:26:50.865	4	Suzuki Gsxr
24	Morgan FULOP	1:09.761	10:28:00.626	5	Suzuki Gsxr
24	Morgan FULOP	1:09.651	10:32:40.834	9	Suzuki Gsxr
24	Morgan FULOP	1:09.141	10:33:49.975	10	Suzuki Gsxr
24	Morgan FULOP	1:08.379	10:36:08.226	12	Suzuki Gsxr

Leader History

NO	NAME	FROM LAP	LAPS LED	DISTANCE	VEHICLE
24	Morgan FULOP	1	12	14.49 miles	Suzuki Gsxr

BMCRC - MRO Championships 2024 - Rnd 1 @ Brands Hatch Indy

ACU Lightweight Championship

RACE 2 - STATISTICS

CLASS : 50

1 Starters

Fastest Lap History

NO	NAME	LAP TIME	TIME OF DAY	LAP	VEHICLE
69	Brett MOOR	1:26.805	10:25:00.973	2	Derbi Gpr50
69	Brett MOOR	1:26.662	10:27:55.042	4	Derbi Gpr50
69	Brett MOOR	1:25.305	10:29:20.346	5	Derbi Gpr50
69	Brett MOOR	1:24.296	10:30:44.643	6	Derbi Gpr50
69	Brett MOOR	1:22.869	10:32:07.506	7	Derbi Gpr50
69	Brett MOOR	1:20.134	10:33:27.644	8	Derbi Gpr50

Leader History

NO	NAME	FROM LAP	LAPS LED	DISTANCE	VEHICLE
69	Brett MOOR	1	10	12.07 miles	Derbi Gpr50

BMCRC - MRO Championships 2024 - Rnd 1 @ Brands Hatch Indy

ACU Lightweight Championship

RACE 2 - STATISTICS

CLASS : 80

2 Starters

Fastest Lap History

NO	NAME	LAP TIME	TIME OF DAY	LAP	VEHICLE
173	David McGLONE	1:12.670	10:24:30.063	2	Derbi Gpr80
173	David McGLONE	1:12.187	10:26:55.228	4	Derbi Gpr80
173	David McGLONE	1:12.098	10:28:07.327	5	Derbi Gpr80
173	David McGLONE	1:11.466	10:29:18.793	6	Derbi Gpr80

Leader History

NO	NAME	FROM LAP	LAPS LED	DISTANCE	VEHICLE
173	David McGLONE	1	8	9.66 miles	Derbi Gpr80
133	William GREENWAY	9	4	4.83 miles	Derbi Gpr 80

BMCRC - MRO Championships 2024 - Rnd 1 @ Brands Hatch Indy


ACU Lightweight Championship

RACE 14 - GRID (10 Laps)

ROW 6	17	21	Owen MONAGHAN	1:25.159	16	999	Jim DALTON					
ROW 5	15	98	Alexander PARKIN	1:22.112	14	69	Brett MOOR	1:20.134	13	13	Nathan STOCKTON	1:17.656
ROW 4	12	909	James WOODROFFE	1:16.742	11	517	Max WILSON	1:13.136	10	157	Jez SCOTT	1:12.631
ROW 3	9	31	Joel GREIG	1:12.477	8	197	Alison SCOTT	1:12.437	7	36	Joey DRAPER	1:12.336
ROW 2	6	133	William GREENWAY	1:11.958	5	173	David McGLONE	1:11.466	4	158	Paul LIVESEY	1:11.129
ROW 1	3	35	Jay GILBERT	1:11.085	2	24	Morgan FULOP	1:08.379	1	53	Max CHAMBERS	1:08.362
Pole												

These results are provisional until the conclusion of any judicial and technical matters.

Brands Hatch Indy: 1.2079 miles

Clerk Of Course:	Stewards:	Timekeeper:	<i>Craig Smith</i>	
------------------	-----------	-------------	--------------------	---

Results can be found at www.tsl-timing.com

Printed - 10:42 Sunday, 17 March 2024





BMCRC - MRO Championships 2024 - Rnd 1 @ Brands Hatch Indy

ACU Team Green Junior Cup & Senior Ninja & Junior Supersport

RACE 13 - CLASSIFICATION

Race Distance: 10 Laps / 12.07 miles

POS	NO	CL	PIC	NAME	ENTRY	LAPS	TIME	GAP	DIFF	MPH	BEST	ON	GRD	↑↓
1	1	S	1	Phil ATKINSON	Kawasaki Ninja 400 - Rose MOT/Q Oil Treatments	10	9:54.890			73.09	57.447	8	3	2
2	134	J	1	Toby SKAYMAN	Kawasaki Ex300 - D & A Home Solutions	10	9:55.003	0.113	0.113	73.08	57.575	8	6	4
3	175	JSS	1	Aaron LILLY	Kawasaki Ex400 - Aaron Lilly Racing	10	9:56.566	1.676	1.563	72.89	57.620	8	2	-1
4	81	J	2	Ollie SIMS	Kawasaki Ninja 400 - Motorbodies Weston Ltd	10	10:02.450	7.560	5.884	72.18	59.039	6	5	1
5	2	J	3	Kade WATT	Kawasaki Ninja 400 - 3D Racing	10	10:02.487	7.597	0.037	72.17	57.597	8	10	5
6	16	J	4	Aleisha LAYTON	Kawasaki Ninja 400 -	10	10:04.985	10.095	2.498	71.87	58.104	9	19	13
7	7	J	5	Travis ROOKER	Kawasaki Ninja 400 - Swedish Car Connection	10	10:05.258	10.368	0.273	71.84	58.797	7	1	-6
8	45	J	6	Marley MACKENZIE	Kawasaki Ninja - Kirkcaldy Kawasaki, Elpm	10	10:07.036	12.146	1.778	71.63	58.888	8	15	7
9	27	S	2	Ben BROWN	Kawasaki Ninja - Hunts Motorcycles	10	10:09.930	15.040	2.894	71.29	59.540	7	11	2
10	85	S	3	Andrew WALES	Kawasaki Ninja 300 - Show Control International	10	10:10.083	15.193	0.153	71.27	59.553	10	8	-2
11	17	S	4	Daryn BUSA	Kawasaki Ninja 400 -	10	10:10.829	15.939	0.746	71.19	59.511	9	9	-2
12	43	S	5	Mark SWARBRICK	Kawasaki Ninja 400 -	10	10:18.110	23.220	7.281	70.35	1:00.704	6	7	-5
13	12	J	7	Kees RAMSEY	Kawasaki Ninja 400cc -	10	10:24.437	29.547	6.327	69.64	1:00.096	10	12	-1
14	75	J	8	Mason GREASLEY	Kawasaki Ninja 300 - Frame Fast	10	10:24.609	29.719	0.172	69.62	1:00.693	9	20	6
15	0	J	9	Sam ATKINSON	Kawasaki - Major Heat	10	10:26.412	31.522	1.803	69.42	1:00.592	10	13	-2
16	6	J	10	Kian BUSA	Kawasaki Ninja 400 -	10	10:33.824	38.934	7.412	68.60	1:01.593	8	14	-2
17	4	S	6	Nigel FRANKLIN	Kawasaki Ninja - Nigel Franklin	9	10:03.302	1 Lap	1 Lap	64.87	1:04.671	9	17	0
18	54	S	7	Ben SCOTT	Kawasaki Ninja 250 - GI Landscapes Vamptech	9	10:03.570	1 Lap	0.268	64.84	1:04.365	9	18	0
19	33	J	11	Patrick KLINGE	Kawasaki Ninja 400 - Klingklong Racing	9	10:05.105	1 Lap	1.535	64.67	1:04.460	9	21	2
20	44	S	8	Joshua CORREIA	Kawasaki Ninja 300 - Alpha Racing	9	10:05.473	1 Lap	0.368	64.63	1:05.588	4	16	-4
21	26	J	12	Brooke CHAMPION	Kawasaki 300 Ninja -	9	10:08.801	1 Lap	3.328	64.28	1:05.532	7	22	1

NOT CLASSIFIED

DNF	76	J		Luca WILKINSON	Kawasaki Ninja400 - RD Racing	0								4
-----	----	---	--	----------------	-------------------------------	---	--	--	--	--	--	--	--	---

FASTEST LAP

1	S	Phil ATKINSON	Kawasaki Ninja 400 - Rose MOT/Q Oil Treatments	8	57.447	75.69 mph	121.82 kph
134	J	Toby SKAYMAN	Kawasaki Ex300 - D & A Home Solutions	8	57.575	75.52 mph	121.55 kph
175	JSS	Aaron LILLY	Kawasaki Ex400 - Aaron Lilly Racing	8	57.620	75.47 mph	121.45 kph

Comments:

Class S - 92.5% of Race Speed = 67.60 mph

Class J - 92.5% of Race Speed = 67.59 mph

Class JSS - 92.5% of Race Speed = 67.42 mph

Weather / Track : Cloudy / Wet

These results are provisional until the conclusion of any judicial and technical matters.

Date: 17/03/2024 Start: 14:17 Finish: 14:27

Brands Hatch Indy: 1.2079 miles

Clerk Of Course:

Stewards:

Timekeeper:

Craig Smith



Results can be found at www.tsl-timing.com

Printed - 14:29 Sunday, 17 March 2024



BMCRC - MRO Championships 2024 - Rnd 1 @ Brands Hatch Indy

ACU Team Green Junior Cup & Senior Ninja & Junior Supersport

RACE 13 - LAP CHART

LAP 1 @ 14:18:16.026

NO	BEHIND	LAP TIME
175		1:05.329
134	1.769	1:07.098
81	1.851	1:07.180
1	1.889	1:07.218
7	1.974	1:07.303
27	2.310	1:07.639
85	3.191	1:08.520
43	3.633	1:08.962
17	3.720	1:09.049
12	4.654	1:09.983
16	4.870	1:10.199
45	5.020	1:10.349
2	5.294	1:10.623
6	5.834	1:11.163
75	6.473	1:11.802
0	6.573	1:11.902
4	8.841	1:14.170
54	9.839	1:15.168
44	10.392	1:15.721
26	13.932	1:19.261
33	13.967	1:19.296

LAP 2 @ 14:19:16.020

NO	BEHIND	LAP TIME
175		59.994
134	1.573	59.798
1	1.682	59.787
81	2.286	1:00.429
27	2.639	1:00.323
7	2.764	1:00.784
85	3.460	1:00.263
43	4.474	1:00.835
17	4.741	1:01.015
16	5.829	1:00.953
2	6.687	1:01.387
45	7.145	1:02.119
12	7.420	1:02.760
6	7.960	1:02.120
75	8.297	1:01.818
0	9.554	1:02.975
4	15.372	1:06.525
54	16.788	1:06.943
44	17.161	1:06.763
26	20.933	1:06.995
33	21.827	1:07.854

LAP 3 @ 14:20:15.760

NO	BEHIND	LAP TIME
175		59.740
1	0.606	58.664
134	0.633	58.800
81	2.423	59.877
7	3.244	1:00.220
27	3.942	1:01.043
85	4.060	1:00.340
43	5.562	1:00.828
16	5.688	59.599
17	5.913	1:00.912
2	6.078	59.131
45	8.044	1:00.639
6	10.036	1:01.816
12	10.596	1:02.916

75	10.645	1:02.088
0	11.696	1:01.882
4	22.151	1:06.519
54	23.734	1:06.686
44	24.162	1:06.741
26	27.543	1:06.350
33	28.060	1:05.973

LAP 4 @ 14:21:15.056

NO	BEHIND	LAP TIME
175		59.296
134	0.721	59.384
1	0.761	59.451
81	2.499	59.372
7	3.701	59.753
85	5.432	1:00.668
27	5.623	1:00.977
2	5.777	58.995
16	6.411	1:00.019
17	7.440	1:00.823
43	7.992	1:01.726
45	8.431	59.683
6	12.775	1:02.035
75	13.228	1:01.879
12	13.316	1:02.016
0	14.248	1:01.848
4	29.320	1:06.465
54	30.071	1:05.633
44	30.454	1:05.588
26	34.739	1:06.492
33	35.410	1:06.646

LAP 5 @ 14:22:13.796

NO	BEHIND	LAP TIME
175		58.740
134	0.582	58.601
1	0.672	58.651
81	3.026	59.267
7	5.083	1:00.122
2	6.032	58.995
16	7.353	59.682
85	7.435	1:00.743
27	7.939	1:01.056
17	8.264	59.564
45	8.758	59.067
43	10.016	1:00.764
75	16.587	1:02.099
12	17.233	1:02.657
0	17.347	1:01.839
6	17.433	1:03.398
4	37.562	1:06.982
54	37.937	1:06.606
44	38.247	1:06.533
33	42.104	1:05.434
26	42.262	1:06.263

LAP 6 @ 14:23:12.456

NO	BEHIND	LAP TIME
175		58.660
134	0.511	58.589
1	0.594	58.582
81	3.405	59.039
2	6.284	58.912
7	6.365	59.942

16	8.104	59.411
85	8.924	1:00.149
27	9.006	59.727
45	9.272	59.174
17	9.831	1:00.227
43	12.060	1:00.704
75	19.130	1:01.203
12	19.965	1:01.392
0	21.217	1:02.530
6	21.303	1:02.530
4	45.314	1:06.412
44	45.469	1:05.882
54	45.552	1:06.275
33	49.082	1:05.638
26	49.703	1:06.101

LAP 7 @ 14:24:11.104

NO	BEHIND	LAP TIME
134		58.137
1	0.078	58.132
175	0.257	58.905
81	3.920	59.163
2	5.529	57.893
7	6.514	58.797
16	8.738	59.282
45	9.810	59.186
27	9.898	59.540
85	10.958	1:00.682
17	11.303	1:00.120
43	14.235	1:00.823
75	21.885	1:01.403
12	22.270	1:00.953
0	23.860	1:01.291
6	24.968	1:02.313
54	52.963	1:06.059
4	53.067	1:06.401
44	53.243	1:06.422
33	55.428	1:04.994
26	56.587	1:05.532

LAP 8 @ 14:25:08.629

NO	BEHIND	LAP TIME
1		57.447
134	0.050	57.575
175	0.352	57.620
2	5.601	57.597
81	5.644	59.249
7	7.982	58.993
16	9.628	58.415
45	11.173	58.888
27	11.986	59.613
85	13.037	59.604
17	13.461	59.683
43	17.785	1:01.075
75	25.086	1:00.726
12	25.708	1:00.963
0	27.067	1:00.732
6	29.036	1:01.593

LAP 9 @ 14:26:07.831

NO	BEHIND	LAP TIME
134		59.152
1	0.010	59.212
175	1.309	1:00.159

4	1 Lap	1:05.157
54	1 Lap	1:05.835
44	1 Lap	1:05.765
33	1 Lap	1:04.810
81	5.493	59.051
2	5.610	59.211
26	1 Lap	1:05.842
7	7.910	59.130
16	8.530	58.104
45	10.921	58.950
27	12.558	59.774
85	13.396	59.561
17	13.770	59.511
43	19.679	1:01.096
75	26.577	1:00.693
12	27.207	1:00.701
0	28.686	1:00.821
6	32.176	1:02.342

LAP 10 @ 14:27:05.587

NO	BEHIND	LAP TIME
1		57.746
134	0.113	57.869
175	1.676	58.123
81	7.560	59.823
2	7.597	59.743
4	1 Lap	1:04.671
54	1 Lap	1:04.365
16	10.095	59.321
33	1 Lap	1:04.460
7	10.368	1:00.214
44	1 Lap	1:06.058
45	12.146	58.981
26	1 Lap	1:05.965
27	15.040	1:00.238
85	15.193	59.553
17	15.939	59.925
43	23.220	1:01.297
12	29.547	1:00.096
75	29.719	1:00.898
0	31.522	1:00.592
6	38.934	1:04.514

BMCRC - MRO Championships 2024 - Rnd 1 @ Brands Hatch Indy

ACU Team Green Junior Cup & Senior Ninja & Junior Supersport

RACE 13 - POSITION CHART

No	Name	Lap Pos	Lap										
			1	2	3	4	5	6	7	8	9	10	11
7	ROOKER	1	175	175	175	175	175	175	134	1	134	1	
175	LILLY	2	134	134	1	134	134	134	1	134	1	134	
1	ATKINSON	3	81	1	134	1	1	1	175	175	175	175	
76	WILKINSON	4	1	81	81	81	81	81	81	2	81	81	
81	SIMS	5	7	27	7	7	7	2	2	81	2	2	
134	SKAYMAN	6	27	7	27	85	2	7	7	7	7	16	
43	SWARBRICK	7	85	85	85	27	16	16	16	16	16	7	
85	WALES	8	43	43	43	2	85	85	45	45	45	45	
17	BUSA	9	17	17	16	16	27	27	27	27	27	27	
2	WATT	10	12	16	17	17	17	45	85	85	85	85	
27	BROWN	11	16	2	2	43	45	17	17	17	17	17	
12	RAMSEY	12	45	45	45	45	43	43	43	43	43	43	
0	ATKINSON	13	2	12	6	6	75	75	75	75	75	12	
6	BUSA	14	6	6	12	75	12	12	12	12	12	75	
45	MACKENZIE	15	75	75	75	12	0	0	0	0	0	0	
44	CORREIA	16	0	0	0	0	6	6	6	6	6	6	
4	FRANKLIN	17	4	4	4	4	4	4	54	4	4		
54	SCOTT	18	54	54	54	54	54	44	4	54	54		
16	LAYTON	19	44	44	44	44	44	54	44	44	33		
75	GREASLEY	20	26	26	26	26	33	33	33	33	44		
33	KLINGE	21	33	33	33	33	26	26	26	26	26		
26	CHAMPION	22											

BMCRC - MRO Championships 2024 - Rnd 1 @ Brands Hatch Indy

ACU Team Green Junior Cup & Senior Ninja & Junior Supersport

RACE 13 - SECTOR ANALYSIS



SECTOR 1 = FL to I1, SECTOR 2 = I1 to FL, DIFF = Difference To Personal Best Lap, P = Crossed Finish Line in Pit Lane, D = Time Disallowed

P1		1 S		Phil ATKINSON		Kawasaki Ninja 400 - Rose MOT/Q Oil Treatments	
IDEAL LAP TIME : 57.447		BEST LAP TIME : 57.447		DIFFERENCE : 0.000			
LAP	SECTOR 1	SECTOR 2	LAP TIME	MPH	DIFF	TIME OF DAY	
1 -		24.420	1:07.218	64.69	9.771	14:18:17.915	
2 -	35.968	23.819	59.787	72.73	2.340	14:19:17.702	
3 -	34.946	23.718	58.664	74.12	1.217	14:20:16.366	
4 -	35.506	23.945	59.451	73.14	2.004	14:21:15.817	
5 -	34.879	23.772	58.651	74.14	1.204	14:22:14.468	
6 -	34.816	23.766	58.582	74.23	1.135	14:23:13.050	
7 -	34.715	23.417	58.132 (3)	74.80	0.685	14:24:11.182	
8 -	34.218	23.229	57.447 (1)	75.69		14:25:08.629	
9 -	35.161	24.051	59.212	73.44	1.765	14:26:07.841	
10 -	34.466	23.280	57.746 (2)	75.30	0.299	14:27:05.587	

P2		134 J		Toby SKAYMAN		Kawasaki Ex300 - D & A Home Solutions	
IDEAL LAP TIME : 57.575		BEST LAP TIME : 57.575		DIFFERENCE : 0.000			
LAP	SECTOR 1	SECTOR 2	LAP TIME	MPH	DIFF	TIME OF DAY	
1 -		24.453	1:07.098	64.80	9.523	14:18:17.795	
2 -	36.029	23.769	59.798	72.72	2.223	14:19:17.593	
3 -	35.342	23.458	58.800	73.95	1.225	14:20:16.393	
4 -	35.490	23.894	59.384	73.22	1.809	14:21:15.777	
5 -	34.924	23.677	58.601	74.20	1.026	14:22:14.378	
6 -	34.786	23.803	58.589	74.22	1.014	14:23:12.967	
7 -	34.583	23.554	58.137 (3)	74.79	0.562	14:24:11.104	
8 -	34.431	23.144	57.575 (1)	75.52		14:25:08.679	
9 -	35.209	23.943	59.152	73.51	1.577	14:26:07.831	
10 -	34.601	23.268	57.869 (2)	75.14	0.294	14:27:05.700	

P3		175 JSS		Aaron LILLY		Kawasaki Ex400 - Aaron Lilly Racing	
IDEAL LAP TIME : 57.620		BEST LAP TIME : 57.620		DIFFERENCE : 0.000			
LAP	SECTOR 1	SECTOR 2	LAP TIME	MPH	DIFF	TIME OF DAY	
1 -		23.940	1:05.329	66.56	7.709	14:18:16.026	
2 -	35.950	24.044	59.994	72.48	2.374	14:19:16.020	
3 -	35.531	24.209	59.740	72.79	2.120	14:20:15.760	
4 -	35.535	23.761	59.296	73.33	1.676	14:21:15.056	
5 -	35.135	23.605	58.740	74.03	1.120	14:22:13.796	
6 -	35.050	23.610	58.660 (3)	74.13	1.040	14:23:12.456	
7 -	35.313	23.592	58.905	73.82	1.285	14:24:11.361	
8 -	34.502	23.118	57.620 (1)	75.47		14:25:08.981	
9 -	35.393	24.766	1:00.159	72.28	2.539	14:26:09.140	
10 -	34.696	23.427	58.123 (2)	74.81	0.503	14:27:07.263	

P4		81 J		Ollie SIMS		Kawasaki Ninja 400 - Motorbodies Weston Ltd	
IDEAL LAP TIME : 58.856		BEST LAP TIME : 59.039		DIFFERENCE : 0.183			
LAP	SECTOR 1	SECTOR 2	LAP TIME	MPH	DIFF	TIME OF DAY	
1 -		24.628	1:07.180	64.72	8.141	14:18:17.877	
2 -	36.629	23.800	1:00.429	71.96	1.390	14:19:18.306	
3 -	35.865	24.012	59.877	72.62	0.838	14:20:18.183	
4 -	35.565	23.807	59.372	73.24	0.333	14:21:17.555	
5 -	35.333	23.934	59.267	73.37	0.228	14:22:16.822	
6 -	35.487	23.552	59.039 (1)	73.65		14:23:15.861	
7 -	35.304	23.859	59.163 (3)	73.50	0.124	14:24:15.024	
8 -	35.419	23.830	59.249	73.39	0.210	14:25:14.273	
9 -	35.373	23.678	59.051 (2)	73.64	0.012	14:26:13.324	
10 -	35.694	24.129	59.823	72.69	0.784	14:27:13.147	

BMCRC - MRO Championships 2024 - Rnd 1 @ Brands Hatch Indy

ACU Team Green Junior Cup & Senior Ninja & Junior Supersport

RACE 13 - SECTOR ANALYSIS



SECTOR 1 = FL to I1, SECTOR 2 = I1 to FL, DIFF = Difference To Personal Best Lap, P = Crossed Finish Line in Pit Lane, D = Time Disallowed

P5		2 J		Kade WATT		Kawasaki Ninja 400 - 3D Racing	
IDEAL LAP TIME : 57.597		BEST LAP TIME : 57.597		DIFFERENCE : 0.000			
LAP	SECTOR 1	SECTOR 2	LAP TIME	MPH	DIFF	TIME OF DAY	
1 -		24.982	1:10.623	61.57	13.026	14:18:21.320	
2 -	37.023	24.364	1:01.387	70.83	3.790	14:19:22.707	
3 -	35.503	23.628	59.131	73.54	1.534	14:20:21.838	
4 -	35.690	23.305	58.995	73.71	1.398	14:21:20.833	
5 -	35.800	23.195	58.995	73.71	1.398	14:22:19.828	
6 -	35.225	23.687	58.912 (3)	73.81	1.315	14:23:18.740	
7 -	34.645	23.248	57.893 (2)	75.11	0.296	14:24:16.633	
8 -	34.637	22.960	57.597 (1)	75.50		14:25:14.230	
9 -	35.716	23.495	59.211	73.44	1.614	14:26:13.441	
10 -	35.630	24.113	59.743	72.78	2.146	14:27:13.184	

P6		16 J		Aleisha LAYTON		Kawasaki Ninja 400 -	
IDEAL LAP TIME : 58.104		BEST LAP TIME : 58.104		DIFFERENCE : 0.000			
LAP	SECTOR 1	SECTOR 2	LAP TIME	MPH	DIFF	TIME OF DAY	
1 -		25.173	1:10.199	61.94	12.095	14:18:20.896	
2 -	36.740	24.213	1:00.953	71.34	2.849	14:19:21.849	
3 -	35.603	23.996	59.599	72.96	1.495	14:20:21.448	
4 -	36.121	23.898	1:00.019	72.45	1.915	14:21:21.467	
5 -	35.905	23.777	59.682	72.86	1.578	14:22:21.149	
6 -	35.591	23.820	59.411	73.19	1.307	14:23:20.560	
7 -	35.639	23.643	59.282 (3)	73.35	1.178	14:24:19.842	
8 -	35.025	23.390	58.415 (2)	74.44	0.311	14:25:18.257	
9 -	34.726	23.378	58.104 (1)	74.84		14:26:16.361	
10 -	34.952	24.369	59.321	73.30	1.217	14:27:15.682	

P7		7 J		Travis ROOKER		Kawasaki Ninja 400 - Swedish Car Connection	
IDEAL LAP TIME : 58.797		BEST LAP TIME : 58.797		DIFFERENCE : 0.000			
LAP	SECTOR 1	SECTOR 2	LAP TIME	MPH	DIFF	TIME OF DAY	
1 -		24.522	1:07.303	64.61	8.506	14:18:18.000	
2 -	36.899	23.885	1:00.784	71.54	1.987	14:19:18.784	
3 -	36.315	23.905	1:00.220	72.21	1.423	14:20:19.004	
4 -	35.837	23.916	59.753	72.77	0.956	14:21:18.757	
5 -	36.037	24.085	1:00.122	72.32	1.325	14:22:18.879	
6 -	35.914	24.028	59.942	72.54	1.145	14:23:18.821	
7 -	35.071	23.726	58.797 (1)	73.95		14:24:17.618	
8 -	35.137	23.856	58.993 (2)	73.71	0.196	14:25:16.611	
9 -	35.315	23.815	59.130 (3)	73.54	0.333	14:26:15.741	
10 -	36.099	24.115	1:00.214	72.21	1.417	14:27:15.955	

P8		45 J		Marley MACKENZIE		Kawasaki Ninja - Kirkcaldy Kawasaki, Elpm	
IDEAL LAP TIME : 58.866		BEST LAP TIME : 58.888		DIFFERENCE : 0.022			
LAP	SECTOR 1	SECTOR 2	LAP TIME	MPH	DIFF	TIME OF DAY	
1 -		25.168	1:10.349	61.81	11.461	14:18:21.046	
2 -	37.430	24.689	1:02.119	70.00	3.231	14:19:23.165	
3 -	36.257	24.382	1:00.639	71.71	1.751	14:20:23.804	
4 -	35.743	23.940	59.683	72.86	0.795	14:21:23.487	
5 -	35.293	23.774	59.067	73.62	0.179	14:22:22.554	
6 -	35.351	23.823	59.174	73.48	0.286	14:23:21.728	
7 -	35.347	23.839	59.186	73.47	0.298	14:24:20.914	
8 -	35.147	23.741	58.888 (1)	73.84		14:25:19.802	
9 -	35.181	23.769	58.950 (2)	73.76	0.062	14:26:18.752	
10 -	35.125	23.856	58.981 (3)	73.72	0.093	14:27:17.733	

BMCRC - MRO Championships 2024 - Rnd 1 @ Brands Hatch Indy

ACU Team Green Junior Cup & Senior Ninja & Junior Supersport

RACE 13 - SECTOR ANALYSIS



SECTOR 1 = FL to I1, SECTOR 2 = I1 to FL, DIFF = Difference To Personal Best Lap, P = Crossed Finish Line in Pit Lane, D = Time Disallowed

P9 27 S		Ben BROWN		Kawasaki Ninja - Hunts Motorcycles			
IDEAL LAP TIME : 59.440		BEST LAP TIME : 59.540		DIFFERENCE : 0.100			
LAP	SECTOR 1	SECTOR 2	LAP TIME	MPH	DIFF	TIME OF DAY	
1 -		24.085	1:07.639	64.29	8.099	14:18:18.336	
2 -	36.439	23.884	1:00.323	72.08	0.783	14:19:18.659	
3 -	36.673	24.370	1:01.043	71.23	1.503	14:20:19.702	
4 -	36.891	24.086	1:00.977	71.31	1.437	14:21:20.679	
5 -	37.068	23.988	1:01.056	71.22	1.516	14:22:21.735	
6 -	36.033	23.694	59.727 (3)	72.80	0.187	14:23:21.462	
7 -	35.999	23.541	59.540 (1)	73.03		14:24:21.002	
8 -	35.909	23.704	59.613 (2)	72.94	0.073	14:25:20.615	
9 -	36.243	23.531	59.774	72.75	0.234	14:26:20.389	
10 -	36.041	24.197	1:00.238	72.19	0.698	14:27:20.627	

P10 85 S		Andrew WALES		Kawasaki Ninja 300 - Show Control International			
IDEAL LAP TIME : 59.470		BEST LAP TIME : 59.553		DIFFERENCE : 0.083			
LAP	SECTOR 1	SECTOR 2	LAP TIME	MPH	DIFF	TIME OF DAY	
1 -		24.559	1:08.520	63.46	8.967	14:18:19.217	
2 -	36.313	23.950	1:00.263	72.16	0.710	14:19:19.480	
3 -	36.310	24.030	1:00.340	72.06	0.787	14:20:19.820	
4 -	36.596	24.072	1:00.668	71.67	1.115	14:21:20.488	
5 -	36.597	24.146	1:00.743	71.59	1.190	14:22:21.231	
6 -	36.239	23.910	1:00.149	72.29	0.596	14:23:21.380	
7 -	36.926	23.756	1:00.682	71.66	1.129	14:24:22.062	
8 -	35.803	23.801	59.604 (3)	72.95	0.051	14:25:21.666	
9 -	35.771	23.790	59.561 (2)	73.01	0.008	14:26:21.227	
10 -	35.714	23.839	59.553 (1)	73.02		14:27:20.780	

P11 17 S		Daryn BUSA		Kawasaki Ninja 400 -			
IDEAL LAP TIME : 59.180		BEST LAP TIME : 59.511		DIFFERENCE : 0.331			
LAP	SECTOR 1	SECTOR 2	LAP TIME	MPH	DIFF	TIME OF DAY	
1 -		24.907	1:09.049	62.97	9.538	14:18:19.746	
2 -	36.977	24.038	1:01.015	71.27	1.504	14:19:20.761	
3 -	36.408	24.504	1:00.912	71.39	1.401	14:20:21.673	
4 -	36.849	23.974	1:00.823	71.49	1.312	14:21:22.496	
5 -	35.761	23.803	59.564 (2)	73.00	0.053	14:22:22.060	
6 -	36.324	23.903	1:00.227	72.20	0.716	14:23:22.287	
7 -	36.371	23.749	1:00.120	72.33	0.609	14:24:22.407	
8 -	35.570	24.113	59.683 (3)	72.86	0.172	14:25:22.090	
9 -	35.440	24.071	59.511 (1)	73.07		14:26:21.601	
10 -	35.431	24.494	59.925	72.56	0.414	14:27:21.526	

P12 43 S		Mark SWARBRICK		Kawasaki Ninja 400 -			
IDEAL LAP TIME : 1:00.489		BEST LAP TIME : 1:00.704		DIFFERENCE : 0.215			
LAP	SECTOR 1	SECTOR 2	LAP TIME	MPH	DIFF	TIME OF DAY	
1 -		24.265	1:08.962	63.05	8.258	14:18:19.659	
2 -	36.654	24.181	1:00.835	71.48	0.131	14:19:20.494	
3 -	36.563	24.265	1:00.828	71.49	0.124	14:20:21.322	
4 -	37.746	23.980	1:01.726	70.45	1.022	14:21:23.048	
5 -	36.715	24.049	1:00.764 (2)	71.56	0.060	14:22:23.812	
6 -	36.554	24.150	1:00.704 (1)	71.63		14:23:24.516	
7 -	36.509	24.314	1:00.823 (3)	71.49	0.119	14:24:25.339	
8 -	36.846	24.229	1:01.075	71.20	0.371	14:25:26.414	
9 -	36.787	24.309	1:01.096	71.17	0.392	14:26:27.510	
10 -	36.926	24.371	1:01.297	70.94	0.593	14:27:28.807	

BMCRC - MRO Championships 2024 - Rnd 1 @ Brands Hatch Indy

ACU Team Green Junior Cup & Senior Ninja & Junior Supersport

RACE 13 - SECTOR ANALYSIS



SECTOR 1 = FL to I1, SECTOR 2 = I1 to FL, DIFF = Difference To Personal Best Lap, P = Crossed Finish Line in Pit Lane, D = Time Disallowed

P13		12 J		Kees RAMSEY		Kawasaki Ninja 400cc -	
IDEAL LAP TIME : 1:00.096		BEST LAP TIME : 1:00.096		DIFFERENCE : 0.000			
LAP	SECTOR 1	SECTOR 2	LAP TIME	MPH	DIFF	TIME OF DAY	
1 -		25.161	1:09.983	62.13	9.887	14:18:20.680	
2 -	37.448	25.312	1:02.760	69.28	2.664	14:19:23.440	
3 -	37.988	24.928	1:02.916	69.11	2.820	14:20:26.356	
4 -	37.080	24.936	1:02.016	70.12	1.920	14:21:28.372	
5 -	37.446	25.211	1:02.657	69.40	2.561	14:22:31.029	
6 -	36.816	24.576	1:01.392	70.83	1.296	14:23:32.421	
7 -	36.682	24.271	1:00.953 (3)	71.34	0.857	14:24:33.374	
8 -	36.648	24.315	1:00.963	71.33	0.867	14:25:34.337	
9 -	36.412	24.289	1:00.701 (2)	71.63	0.605	14:26:35.038	
10 -	35.903	24.193	1:00.096 (1)	72.36		14:27:35.134	

P14		75 J		Mason GREASLEY		Kawasaki Ninja 300 - Frame Fast	
IDEAL LAP TIME : 1:00.496		BEST LAP TIME : 1:00.693		DIFFERENCE : 0.197			
LAP	SECTOR 1	SECTOR 2	LAP TIME	MPH	DIFF	TIME OF DAY	
1 -		25.698	1:11.802	60.56	11.109	14:18:22.499	
2 -	36.950	24.868	1:01.818	70.34	1.125	14:19:24.317	
3 -	36.871	25.217	1:02.088	70.03	1.395	14:20:26.405	
4 -	36.987	24.892	1:01.879	70.27	1.186	14:21:28.284	
5 -	37.082	25.017	1:02.099	70.02	1.406	14:22:30.383	
6 -	36.335	24.868	1:01.203	71.05	0.510	14:23:31.586	
7 -	36.125	25.278	1:01.403	70.82	0.710	14:24:32.989	
8 -	35.994	24.732	1:00.726 (2)	71.61	0.033	14:25:33.715	
9 -	35.764	24.929	1:00.693 (1)	71.64		14:26:34.408	
10 -	36.059	24.839	1:00.898 (3)	71.40	0.205	14:27:35.306	

P15		0 J		Sam ATKINSON		Kawasaki - Major Heat	
IDEAL LAP TIME : 1:00.592		BEST LAP TIME : 1:00.592		DIFFERENCE : 0.000			
LAP	SECTOR 1	SECTOR 2	LAP TIME	MPH	DIFF	TIME OF DAY	
1 -		25.622	1:11.902	60.47	11.310	14:18:22.599	
2 -	38.327	24.648	1:02.975	69.05	2.383	14:19:25.574	
3 -	37.338	24.544	1:01.882	70.27	1.290	14:20:27.456	
4 -	37.271	24.577	1:01.848	70.31	1.256	14:21:29.304	
5 -	37.148	24.691	1:01.839	70.32	1.247	14:22:31.143	
6 -	37.672	24.858	1:02.530	69.54	1.938	14:23:33.673	
7 -	36.837	24.454	1:01.291	70.95	0.699	14:24:34.964	
8 -	36.444	24.288	1:00.732 (2)	71.60	0.140	14:25:35.696	
9 -	36.520	24.301	1:00.821 (3)	71.49	0.229	14:26:36.517	
10 -	36.344	24.248	1:00.592 (1)	71.76		14:27:37.109	

P16		6 J		Kian BUSA		Kawasaki Ninja 400 -	
IDEAL LAP TIME : 1:01.482		BEST LAP TIME : 1:01.593		DIFFERENCE : 0.111			
LAP	SECTOR 1	SECTOR 2	LAP TIME	MPH	DIFF	TIME OF DAY	
1 -		25.607	1:11.163	61.10	9.570	14:18:21.860	
2 -	36.979	25.141	1:02.120	70.00	0.527	14:19:23.980	
3 -	36.768	25.048	1:01.816 (2)	70.34	0.223	14:20:25.796	
4 -	36.578	25.457	1:02.035 (3)	70.09	0.442	14:21:27.831	
5 -	37.816	25.582	1:03.398	68.59	1.805	14:22:31.229	
6 -	37.173	25.357	1:02.530	69.54	0.937	14:23:33.759	
7 -	37.188	25.125	1:02.313	69.78	0.720	14:24:36.072	
8 -	36.689	24.904	1:01.593 (1)	70.60		14:25:37.665	
9 -	36.901	25.441	1:02.342	69.75	0.749	14:26:40.007	
10 -	37.147	27.367	1:04.514	67.40	2.921	14:27:44.521	

BMCRC - MRO Championships 2024 - Rnd 1 @ Brands Hatch Indy

ACU Team Green Junior Cup & Senior Ninja & Junior Supersport

RACE 13 - SECTOR ANALYSIS



SECTOR 1 = FL to I1, SECTOR 2 = I1 to FL, DIFF = Difference To Personal Best Lap, P = Crossed Finish Line in Pit Lane, D = Time Disallowed

P17		4 S		Nigel FRANKLIN		Kawasaki Ninja - Nigel Franklin	
IDEAL LAP TIME : 1:04.301		BEST LAP TIME : 1:04.671		DIFFERENCE : 0.370			
LAP	SECTOR 1	SECTOR 2	LAP TIME	MPH	DIFF	TIME OF DAY	
1 -		26.467	1:14.170	58.62	9.499	14:18:24.867	
2 -	39.772	26.753	1:06.525	65.36	1.854	14:19:31.392	
3 -	39.918	26.601	1:06.519	65.37	1.848	14:20:37.911	
4 -	39.604	26.861	1:06.465	65.42	1.794	14:21:44.376	
5 -	40.200	26.782	1:06.982	64.92	2.311	14:22:51.358	
6 -	39.816	26.596	1:06.412	65.47	1.741	14:23:57.770	
7 -	39.797	26.604	1:06.401 (3)	65.49	1.730	14:25:04.171	
8 -	39.147	26.010	1:05.157 (2)	66.74	0.486	14:26:09.328	
9 -	38.291	26.380	1:04.671 (1)	67.24		14:27:13.999	

P18		54 S		Ben SCOTT		Kawasaki Ninja 250 - GI Landscapes Vamptech	
IDEAL LAP TIME : 1:04.365		BEST LAP TIME : 1:04.365		DIFFERENCE : 0.000			
LAP	SECTOR 1	SECTOR 2	LAP TIME	MPH	DIFF	TIME OF DAY	
1 -		26.612	1:15.168	57.85	10.803	14:18:25.865	
2 -	40.380	26.563	1:06.943	64.95	2.578	14:19:32.808	
3 -	40.034	26.652	1:06.686	65.21	2.321	14:20:39.494	
4 -	39.624	26.009	1:05.633 (2)	66.25	1.268	14:21:45.127	
5 -	39.906	26.700	1:06.606	65.28	2.241	14:22:51.733	
6 -	40.206	26.069	1:06.275	65.61	1.910	14:23:58.008	
7 -	39.924	26.135	1:06.059	65.82	1.694	14:25:04.067	
8 -	39.729	26.106	1:05.835 (3)	66.05	1.470	14:26:09.902	
9 -	38.539	25.826	1:04.365 (1)	67.56		14:27:14.267	

P19		33 J		Patrick KLINGE		Kawasaki Ninja 400 - Klingklong Racing	
IDEAL LAP TIME : 1:04.460		BEST LAP TIME : 1:04.460		DIFFERENCE : 0.000			
LAP	SECTOR 1	SECTOR 2	LAP TIME	MPH	DIFF	TIME OF DAY	
1 -		28.266	1:19.296	54.83	14.836	14:18:29.993	
2 -	40.856	26.998	1:07.854	64.08	3.394	14:19:37.847	
3 -	39.756	26.217	1:05.973	65.91	1.513	14:20:43.820	
4 -	40.258	26.388	1:06.646	65.24	2.186	14:21:50.466	
5 -	39.168	26.266	1:05.434	66.45	0.974	14:22:55.900	
6 -	39.367	26.271	1:05.638	66.25	1.178	14:24:01.538	
7 -	39.103	25.891	1:04.994 (3)	66.90	0.534	14:25:06.532	
8 -	38.840	25.970	1:04.810 (2)	67.09	0.350	14:26:11.342	
9 -	38.623	25.837	1:04.460 (1)	67.46		14:27:15.802	

P20		44 S		Joshua CORREIA		Kawasaki Ninja 300 - Alpha Racing	
IDEAL LAP TIME : 1:05.337		BEST LAP TIME : 1:05.588		DIFFERENCE : 0.251			
LAP	SECTOR 1	SECTOR 2	LAP TIME	MPH	DIFF	TIME OF DAY	
1 -		26.737	1:15.721	57.42	10.133	14:18:26.418	
2 -	40.066	26.697	1:06.763	65.13	1.175	14:19:33.181	
3 -	40.130	26.611	1:06.741	65.15	1.153	14:20:39.922	
4 -	39.375	26.213	1:05.588 (1)	66.30		14:21:45.510	
5 -	39.647	26.886	1:06.533	65.36	0.945	14:22:52.043	
6 -	39.265	26.617	1:05.882 (3)	66.00	0.294	14:23:57.925	
7 -	40.222	26.200	1:06.422	65.46	0.834	14:25:04.347	
8 -	39.505	26.260	1:05.765 (2)	66.12	0.177	14:26:10.112	
9 -	39.986	26.072	1:06.058	65.83	0.470	14:27:16.170	

BMCRC - MRO Championships 2024 - Rnd 1 @ Brands Hatch Indy

ACU Team Green Junior Cup & Senior Ninja & Junior Supersport

RACE 13 - SECTOR ANALYSIS



SECTOR 1 = FL to I1, SECTOR 2 = I1 to FL, DIFF = Difference To Personal Best Lap, P = Crossed Finish Line in Pit Lane, D = Time Disallowed

P21 26 J		Brooke CHAMPION		Kawasaki 300 Ninja -			
IDEAL LAP TIME : 1:05.365		BEST LAP TIME : 1:05.532		DIFFERENCE : 0.167			
LAP	SECTOR 1	SECTOR 2	LAP TIME	MPH	DIFF	TIME OF DAY	
1 -		27.407	1:19.261	54.86	13.729	14:18:29.958	
2 -	40.511	26.484	1:06.995	64.90	1.463	14:19:36.953	
3 -	40.000	26.350	1:06.350	65.54	0.818	14:20:43.303	
4 -	40.462	26.030	1:06.492	65.40	0.960	14:21:49.795	
5 -	39.860	26.403	1:06.263	65.62	0.731	14:22:56.058	
6 -	40.511	25.590	1:06.101	65.78	0.569	14:24:02.159	
7 -	39.790	25.742	1:05.532 (1)	66.35		14:25:07.691	
8 -	39.775	26.067	1:05.842 (2)	66.04	0.310	14:26:13.533	
9 -	40.030	25.935	1:05.965 (3)	65.92	0.433	14:27:19.498	

BMCRC - MRO Championships 2024 - Rnd 1 @ Brands Hatch Indy

ACU Team Green Junior Cup & Senior Ninja & Junior Supersport

RACE 13 - BEST SECTORS

SECTOR 1			SECTOR 2			IDEAL / BEST COMPARISON						
POS	NO	NAME	TIME	NO	NAME	TIME	POS	NO	NAME	IDEAL	BEST	DIFF
									PERFECT LAP	57.178		
1	1	ATKINSON	34.218	2	WATT	22.960	1	1	ATKINSON	57.447	57.447	0.000
2	134	SKAYMAN	34.431	175	LILLY	23.118	2	134	SKAYMAN	57.575	57.575	0.000
3	175	LILLY	34.502	134	SKAYMAN	23.144	3	2	WATT	57.597	57.597	0.000
4	2	WATT	34.637	1	ATKINSON	23.229	4	175	LILLY	57.620	57.620	0.000
5	16	LAYTON	34.726	16	LAYTON	23.378	5	16	LAYTON	58.104	58.104	0.000
6	7	ROOKER	35.071	27	BROWN	23.531	6	7	ROOKER	58.797	58.797	0.000
7	45	MACKENZIE	35.125	81	SIMS	23.552	7	81	SIMS	58.856	59.039	0.183
8	81	SIMS	35.304	7	ROOKER	23.726	8	45	MACKENZIE	58.866	58.888	0.022
9	17	BUSA	35.431	45	MACKENZIE	23.741	9	17	BUSA	59.180	59.511	0.331
10	85	WALES	35.714	17	BUSA	23.749	10	27	BROWN	59.440	59.540	0.100
11	75	GREASLEY	35.764	85	WALES	23.756	11	85	WALES	59.470	59.553	0.083
12	12	RAMSEY	35.903	43	SWARBRICK	23.980	12	12	RAMSEY	1:00.096	1:00.096	0.000
13	27	BROWN	35.909	12	RAMSEY	24.193	13	43	SWARBRICK	1:00.489	1:00.704	0.215
14	0	ATKINSON	36.344	0	ATKINSON	24.248	14	75	GREASLEY	1:00.496	1:00.693	0.197
15	43	SWARBRICK	36.509	75	GREASLEY	24.732	15	0	ATKINSON	1:00.592	1:00.592	0.000
16	6	BUSA	36.578	6	BUSA	24.904	16	6	BUSA	1:01.482	1:01.593	0.111
17	4	FRANKLIN	38.291	26	CHAMPION	25.590	17	4	FRANKLIN	1:04.301	1:04.671	0.370
18	54	SCOTT	38.539	54	SCOTT	25.826	18	54	SCOTT	1:04.365	1:04.365	0.000
19	33	KLINGE	38.623	33	KLINGE	25.837	19	33	KLINGE	1:04.460	1:04.460	0.000
20	44	CORREIA	39.265	4	FRANKLIN	26.010	20	44	CORREIA	1:05.337	1:05.588	0.251
21	26	CHAMPION	39.775	44	CORREIA	26.072	21	26	CHAMPION	1:05.365	1:05.532	0.167
22												

BMCRC - MRO Championships 2024 - Rnd 1 @ Brands Hatch Indy
ACU Team Green Junior Cup & Senior Ninja & Junior Supersport
RACE 13 - STATISTICS

Competitors Started 21
Planned Start 2024-03-17 @ 14:10:00.000
Actual Start 2024-03-17 @ 14:17:10.696
Finish Time 2024-03-17 @ 14:27:05.586
Track Length 1.2079mi.
Total Laps 205
Total Distance Covered 247.6288mi.

Session Fastest Lap History

NO	CL	NAME	LAP TIME	TIME OF DAY	LAP	VEHICLE
175	JSS	Aaron LILLY	59.994	14:19:16.051	2	Kawasaki Ex400
134	J	Toby SKAYMAN	59.798	14:19:17.605	2	Kawasaki Ex300
1	S	Phil ATKINSON	59.787	14:19:17.673	2	Kawasaki Ninja 400
175	JSS	Aaron LILLY	59.740	14:20:15.792	3	Kawasaki Ex400
1	S	Phil ATKINSON	58.664	14:20:16.376	3	Kawasaki Ninja 400
134	J	Toby SKAYMAN	58.601	14:22:14.389	5	Kawasaki Ex300
134	J	Toby SKAYMAN	58.589	14:23:12.979	6	Kawasaki Ex300
1	S	Phil ATKINSON	58.582	14:23:13.057	6	Kawasaki Ninja 400
134	J	Toby SKAYMAN	58.137	14:24:11.117	7	Kawasaki Ex300
1	S	Phil ATKINSON	58.132	14:24:11.154	7	Kawasaki Ninja 400
2	J	Kade WATT	57.893	14:24:16.669	7	Kawasaki Ninja 400
1	S	Phil ATKINSON	57.447	14:25:08.641	8	Kawasaki Ninja 400

Session Leader History

NO	CL	NAME	FROM LAP	LAPS LED	DISTANCE	VEHICLE
175	JSS	Aaron LILLY	1	6	7.24 miles	Kawasaki Ex400
134	J	Toby SKAYMAN	7	1	1.20 miles	Kawasaki Ex300
1	S	Phil ATKINSON	8	1	1.20 miles	Kawasaki Ninja 400
134	J	Toby SKAYMAN	9	1	1.20 miles	Kawasaki Ex300
1	S	Phil ATKINSON	10	1	1.20 miles	Kawasaki Ninja 400

Flag History

TYPE	TIME OF DAY
GREEN	14:17:10.696
FINISH	14:27:05.586

Flag Statistics

TYPE	COUNT	TOTAL LAPS	TOTAL TIME
Green	1	10	11:04.943
Red	0	0	0.000
Safety Car	0	0	0.000
FCY	0	0	0.000

BMCRC - MRO Championships 2024 - Rnd 1 @ Brands Hatch Indy

ACU Team Green Junior Cup & Senior Ninja & Junior Supersport

RACE 13 - STATISTICS

CLASS : J

12 Starters

Fastest Lap History

NO	NAME	LAP TIME	TIME OF DAY	LAP	VEHICLE
134	Toby SKAYMAN	59.798	14:19:17.605	2	Kawasaki Ex300
134	Toby SKAYMAN	58.800	14:20:16.393	3	Kawasaki Ex300
134	Toby SKAYMAN	58.601	14:22:14.389	5	Kawasaki Ex300
134	Toby SKAYMAN	58.589	14:23:12.979	6	Kawasaki Ex300
134	Toby SKAYMAN	58.137	14:24:11.117	7	Kawasaki Ex300
2	Kade WATT	57.893	14:24:16.669	7	Kawasaki Ninja 400
134	Toby SKAYMAN	57.575	14:25:08.679	8	Kawasaki Ex300

Leader History

NO	NAME	FROM LAP	LAPS LED	DISTANCE	VEHICLE
134	Toby SKAYMAN	1	10	12.07 miles	Kawasaki Ex300

BMCRC - MRO Championships 2024 - Rnd 1 @ Brands Hatch Indy
ACU Team Green Junior Cup & Senior Ninja & Junior Supersport
RACE 13 - STATISTICS

CLASS : JSS

1 Starters

Fastest Lap History

NO	NAME	LAP TIME	TIME OF DAY	LAP	VEHICLE
175	Aaron LILLY	59.994	14:19:16.051	2	Kawasaki Ex400
175	Aaron LILLY	59.740	14:20:15.792	3	Kawasaki Ex400
175	Aaron LILLY	59.296	14:21:15.087	4	Kawasaki Ex400
175	Aaron LILLY	58.740	14:22:13.827	5	Kawasaki Ex400
175	Aaron LILLY	58.660	14:23:12.487	6	Kawasaki Ex400
175	Aaron LILLY	57.620	14:25:09.009	8	Kawasaki Ex400

Leader History

NO	NAME	FROM LAP	LAPS LED	DISTANCE	VEHICLE
175	Aaron LILLY	1	10	12.07 miles	Kawasaki Ex400

BMCRC - MRO Championships 2024 - Rnd 1 @ Brands Hatch Indy
ACU Team Green Junior Cup & Senior Ninja & Junior Supersport
RACE 13 - STATISTICS

CLASS : S

8 Starters

Fastest Lap History

NO	NAME	LAP TIME	TIME OF DAY	LAP	VEHICLE
1	Phil ATKINSON	59.787	14:19:17.673	2	Kawasaki Ninja 400
1	Phil ATKINSON	58.664	14:20:16.376	3	Kawasaki Ninja 400
1	Phil ATKINSON	58.651	14:22:14.439	5	Kawasaki Ninja 400
1	Phil ATKINSON	58.582	14:23:13.057	6	Kawasaki Ninja 400
1	Phil ATKINSON	58.132	14:24:11.154	7	Kawasaki Ninja 400
1	Phil ATKINSON	57.447	14:25:08.641	8	Kawasaki Ninja 400

Leader History

NO	NAME	FROM LAP	LAPS LED	DISTANCE	VEHICLE
1	Phil ATKINSON	1	10	12.07 miles	Kawasaki Ninja 400

BMCRC - MRO Championships 2024 - Rnd 1 @ Brands Hatch Indy

ACU Lightweight Championship

RACE 14 - CLASSIFICATION

Race Distance: 10 Laps / 12.07 miles

POS	NO	CL	PIC	NAME	ENTRY	LAPS	TIME	GAP	DIFF	MPH	BEST	ON	GRD	↑↓
1	24	125S	1	Morgan FULOP	Suzuki Gsxr - Katrina Upholstery	10	11:13.284			64.58	1:05.641	8	2	1
2	35	125F	1	Jay GILBERT	Suzuki Gsxr 125 - Open To Offers	10	11:14.553	1.269	1.269	64.46	1:05.980	10	3	1
3	53		1	Max CHAMBERS	Suzuki Gsxr 125 - Ride Fr33	10	11:14.658	1.374	0.105	64.45	1:05.967	10	1	-2
4	158	125S	2	Paul LIVESEY	Suzuki Gsxr 125 -	10	11:18.299	5.015	3.641	64.11	1:06.421	7	4	0
5	31	125S	3	Joel GREIG	Suzuki Gsxr125 - Parkway Express Couriers	10	11:31.838	18.554	13.539	62.85	1:07.143	3	9	4
6	517	125S	4	Max WILSON	Honda Cbr1254 - RWBS Ltd	10	11:47.008	33.724	15.170	61.50	1:08.858	3	11	5
7	157	125S	5	Jez SCOTT	Suzuki 125 -	10	11:47.161	33.877	0.153	61.49	1:09.065	9	10	3
8	36	125S	6	Joey DRAPER	Honda Cbr125 -	10	11:49.173	35.889	2.012	61.31	1:08.749	5	7	-1
9	197	125S	7	Alison SCOTT	Suzuki Gsxr 125 -	10	11:56.403	43.119	7.230	60.70	1:10.464	5	8	-1
10	909		2	James WOODROFFE	Suzuki Gsxr 125 -	10	11:56.771	43.487	0.368	60.66	1:09.805	4	12	2
11	21	50	1	Owen MONAGHAN	Rlt Honda/Kriedler/Ktm - RLT Racing	10	12:01.262	47.978	4.491	60.29	1:07.505	9	17	6
12	13	125S	8	Nathan STOCKTON	Suzuki Gsxr 125 - Chapmans Refrigeration	9	11:17.494	1 Lap	1 Lap	57.76	1:13.593	9	13	1
13	69	50	2	Brett MOOR	Derbi Gpr50 - NJS Racing	9	11:28.085	1 Lap	10.591	56.87	1:14.481	2	14	1
14	999		3	Jim DALTON	Honda Nd4 -	9	11:56.249	1 Lap	28.164	54.64	1:17.640	3	16	2
15	98	125S	9	Alexander PARKIN	Aprilia Rs4 125 - Mechanic 2u	9	12:09.613	1 Lap	13.364	53.64	1:19.038	4	15	0

NOT CLASSIFIED

DNF	173	80		David McGLONE	Derbi Gpr80 -	0								5
DNF	133	80		William GREENWAY	Derbi Gpr 80 - Wyre Forest Motors	0								6

FASTEST LAP

24	125S	Morgan FULOP	Suzuki Gsxr - Katrina Upholstery	8	1:05.641	66.24 mph	106.61 kph
53		Max CHAMBERS	Suzuki Gsxr 125 - Ride Fr33	10	1:05.967	65.92 mph	106.08 kph
35	125F	Jay GILBERT	Suzuki Gsxr 125 - Open To Offers	10	1:05.980	65.90 mph	106.06 kph
21	50	Owen MONAGHAN	Rlt Honda/Kriedler/Ktm - RLT Racing	9	1:07.505	64.41 mph	103.67 kph

Comments:

Class 125S - 92.5% of Race Speed = 59.73 mph
 Class 125F - 92.5% of Race Speed = 59.62 mph
 Class - 92.5% of Race Speed = 59.61 mph
 Class 50 - 92.5% of Race Speed = 55.76 mph

Weather / Track : Cloudy / Drying

These results are provisional until the conclusion of any judicial and technical matters.

Date: 17/03/2024 Start: 14:31 Finish: 14:43

Brands Hatch Indy: 1.2079 miles

Clerk Of Course:	Stewards:	Timekeeper:	<i>Craig Smith</i>	
------------------	-----------	-------------	--------------------	---

Results can be found at www.tsl-timing.com

Printed - 14:46 Sunday, 17 March 2024



BMCRC - MRO Championships 2024 - Rnd 1 @ Brands Hatch Indy

ACU Lightweight Championship

RACE 14 - LAP CHART

LAP 1 @ 14:33:10.730

NO	BEHIND	LAP TIME
53		1:14.319
24	0.023	1:14.342
35	0.178	1:14.497
158	1.012	1:15.331
31	1.117	1:15.436
197	3.798	1:18.117
157	4.008	1:18.327
36	4.652	1:18.971
517	5.359	1:19.678
909	6.476	1:20.795
13	9.870	1:24.189
69	11.293	1:25.612
98	14.636	1:28.955
999	14.855	1:29.174
21	34.511	1:48.830

LAP 2 @ 14:34:18.724

NO	BEHIND	LAP TIME
35		1:07.816
53	0.106	1:08.100
24	0.196	1:08.167
158	0.593	1:07.575
31	0.769	1:07.646
157	5.304	1:09.290
197	6.321	1:10.517
36	6.505	1:09.847
517	6.870	1:09.505
909	8.654	1:10.172
13	17.240	1:15.364
69	17.780	1:14.481
999	26.288	1:19.427
98	26.744	1:20.102
21	34.893	1:08.376

LAP 3 @ 14:35:25.436

NO	BEHIND	LAP TIME
24		1:06.516
35	0.204	1:06.916
53	0.335	1:06.941
31	1.200	1:07.143
158	1.396	1:07.515
157	8.376	1:09.784
517	9.016	1:08.858
36	9.529	1:09.736
197	10.175	1:10.566
909	11.973	1:10.031
13	24.525	1:13.997
69	26.611	1:15.543
21	35.964	1:07.783
999	37.216	1:17.640
98	39.495	1:19.463

LAP 4 @ 14:36:31.897

NO	BEHIND	LAP TIME
35		1:06.257
24	0.087	1:06.548
53	0.188	1:06.314
31	2.272	1:07.533
158	2.444	1:07.509
157	12.730	1:10.815
517	13.151	1:10.596

36	13.640	1:10.572
197	15.042	1:11.328
909	15.317	1:09.805
13	32.416	1:14.352
69	34.801	1:14.651
21	37.273	1:07.770
999	49.200	1:18.445
98	52.072	1:19.038

LAP 5 @ 14:37:38.215

NO	BEHIND	LAP TIME
35		1:06.318
24	0.100	1:06.331
53	0.147	1:06.277
158	3.253	1:07.127
31	3.974	1:08.020
157	15.572	1:09.160
36	16.071	1:08.749
517	16.275	1:09.442
197	19.188	1:10.464
909	19.585	1:10.586
21	39.376	1:08.421
13	40.180	1:14.082
69	43.134	1:14.651
999	1:01.468	1:18.586
98	1:05.660	1:19.906

LAP 6 @ 14:38:44.424

NO	BEHIND	LAP TIME
35		1:06.209
24	0.089	1:06.198
53	0.302	1:06.364
158	3.800	1:06.756
31	5.894	1:08.129
517	19.851	1:09.785
36	20.297	1:10.435
157	20.451	1:11.088
197	24.211	1:11.232
909	24.310	1:10.934
21	41.908	1:08.741
13	48.074	1:14.103
69	53.081	1:16.156

LAP 7 @ 14:39:52.002

NO	BEHIND	LAP TIME
35		1:07.578
53	0.236	1:07.512
24	0.331	1:07.820
158	2.643	1:06.421
999	1 Lap	1:17.847
31	6.675	1:08.359
98	1 Lap	1:20.888
157	22.829	1:09.956
36	22.939	1:10.220
517	23.685	1:11.412
197	27.125	1:10.492
909	27.365	1:10.633
21	42.424	1:08.094
13	54.559	1:14.063
69	1:01.566	1:16.063

LAP 8 @ 14:40:57.974

NO	BEHIND	LAP TIME
24		1:05.641
35	0.661	1:06.633
53	0.969	1:06.705
158	3.576	1:06.905
31	10.633	1:09.930
999	1 Lap	1:18.650
98	1 Lap	1:20.012
517	26.984	1:09.271
157	27.389	1:10.532
36	27.412	1:10.445
197	32.531	1:11.378
909	32.872	1:11.479
21	44.090	1:07.638
13	1:02.338	1:13.751

LAP 9 @ 14:42:03.930

NO	BEHIND	LAP TIME
24		1:05.956
35	1.054	1:06.349
53	1.172	1:06.159
158	4.300	1:06.680
69	1 Lap	1:15.351
31	14.151	1:09.474
517	30.066	1:09.038
999	1 Lap	1:17.919
157	30.498	1:09.065
36	30.887	1:09.431
197	37.864	1:11.289
909	38.188	1:11.272
98	1 Lap	1:21.028
21	45.639	1:07.505

LAP 10 @ 14:43:09.695

NO	BEHIND	LAP TIME
24		1:05.765
35	1.269	1:05.980
53	1.374	1:05.967
13	1 Lap	1:13.593
158	5.015	1:06.480
69	1 Lap	1:15.577
31	18.554	1:10.168
517	33.724	1:09.423
157	33.877	1:09.144
36	35.889	1:10.767
999	1 Lap	1:18.561
197	43.119	1:11.020
909	43.487	1:11.064
21	47.978	1:08.104
98	1 Lap	1:20.221

BMCRC - MRO Championships 2024 - Rnd 1 @ Brands Hatch Indy

ACU Lightweight Championship

RACE 14 - POSITION CHART

No	Name	Lap										
		Pos	1	2	3	4	5	6	7	8	9	10
53	CHAMBERS	1	53	35	24	35	35	35	35	24	24	24
24	FULOP	2	24	53	35	24	24	24	53	35	35	35
35	GILBERT	3	35	24	53	53	53	53	24	53	53	53
158	LIVESEY	4	158	158	31	31	158	158	158	158	158	158
173	McGLONE	5	31	31	158	158	31	31	31	31	31	31
133	GREENWAY	6	197	157	157	157	157	517	157	517	517	517
36	DRAPER	7	157	197	517	517	36	36	36	157	157	157
197	SCOTT	8	36	36	36	36	517	157	517	36	36	36
31	GREIG	9	517	517	197	197	197	197	197	197	197	197
157	SCOTT	10	909	909	909	909	909	909	909	909	909	909
517	WILSON	11	13	13	13	13	21	21	21	21	21	21
909	WOODROFFE	12	69	69	69	69	13	13	13	13	13	13
13	STOCKTON	13	98	999	21	21	69	69	69	69	69	69
69	MOOR	14	999	98	999	999	999	999	999	999	999	999
98	PARKIN	15	21	21	98	98	98	98	98	98	98	98
999	DALTON	16										
21	MONAGHAN	17										

BMCRC - MRO Championships 2024 - Rnd 1 @ Brands Hatch Indy

ACU Lightweight Championship

RACE 14 - SECTOR ANALYSIS



SECTOR 1 = FL to I1, SECTOR 2 = I1 to FL, DIFF = Difference To Personal Best Lap, P = Crossed Finish Line in Pit Lane, D = Time Disallowed

P1 24 125S Morgan FULOP			Suzuki Gsxr - Katrina Upholstery			
IDEAL LAP TIME : 1:05.557		BEST LAP TIME : 1:05.641		DIFFERENCE : 0.084		
LAP	SECTOR 1	SECTOR 2	LAP TIME	MPH	DIFF	TIME OF DAY
1 -		27.533	1:14.342	58.49	8.701	14:33:10.753
2 -	40.414	27.753	1:08.167	63.79	2.526	14:34:18.920
3 -	39.247	27.269	1:06.516	65.37	0.875	14:35:25.436
4 -	39.153	27.395	1:06.548	65.34	0.907	14:36:31.984
5 -	39.106	27.225	1:06.331	65.55	0.690	14:37:38.315
6 -	38.735	27.463	1:06.198	65.69	0.557	14:38:44.513
7 -	40.453	27.367	1:07.820	64.11	2.179	14:39:52.333
8 -	38.576	27.065	1:05.641 (1)	66.24		14:40:57.974
9 -	38.975	26.981	1:05.956 (3)	65.93	0.315	14:42:03.930
10 -	38.620	27.145	1:05.765 (2)	66.12	0.124	14:43:09.695

P2 35 125F Jay GILBERT			Suzuki Gsxr 125 - Open To Offers			
IDEAL LAP TIME : 1:05.859		BEST LAP TIME : 1:05.980		DIFFERENCE : 0.121		
LAP	SECTOR 1	SECTOR 2	LAP TIME	MPH	DIFF	TIME OF DAY
1 -		27.451	1:14.497	58.37	8.517	14:33:10.908
2 -	40.587	27.229	1:07.816	64.12	1.836	14:34:18.724
3 -	39.763	27.153	1:06.916	64.98	0.936	14:35:25.640
4 -	39.280	26.977	1:06.257 (3)	65.63	0.277	14:36:31.897
5 -	39.627	26.691	1:06.318	65.57	0.338	14:37:38.215
6 -	39.268	26.941	1:06.209 (2)	65.67	0.229	14:38:44.424
7 -	40.272	27.306	1:07.578	64.34	1.598	14:39:52.002
8 -	39.838	26.795	1:06.633	65.26	0.653	14:40:58.635
9 -	39.520	26.829	1:06.349	65.54	0.369	14:42:04.984
10 -	39.168	26.812	1:05.980 (1)	65.90		14:43:10.964

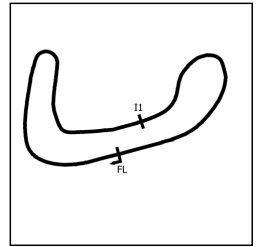
P3 53 Max CHAMBERS			Suzuki Gsxr 125 - Ride Fr33			
IDEAL LAP TIME : 1:05.699		BEST LAP TIME : 1:05.967		DIFFERENCE : 0.268		
LAP	SECTOR 1	SECTOR 2	LAP TIME	MPH	DIFF	TIME OF DAY
1 -		27.593	1:14.319	58.51	8.352	14:33:10.730
2 -	40.455	27.645	1:08.100	63.85	2.133	14:34:18.830
3 -	39.767	27.174	1:06.941	64.96	0.974	14:35:25.771
4 -	39.276	27.038	1:06.314	65.57	0.347	14:36:32.085
5 -	38.925	27.352	1:06.277 (3)	65.61	0.310	14:37:38.362
6 -	39.204	27.160	1:06.364	65.52	0.397	14:38:44.726
7 -	40.178	27.334	1:07.512	64.41	1.545	14:39:52.238
8 -	39.782	26.923	1:06.705	65.19	0.738	14:40:58.943
9 -	39.371	26.788	1:06.159 (2)	65.72	0.192	14:42:05.102
10 -	39.193	26.774	1:05.967 (1)	65.92		14:43:11.069

P4 158 125S Paul LIVESEY			Suzuki Gsxr 125 -			
IDEAL LAP TIME : 1:06.400		BEST LAP TIME : 1:06.421		DIFFERENCE : 0.021		
LAP	SECTOR 1	SECTOR 2	LAP TIME	MPH	DIFF	TIME OF DAY
1 -		27.832	1:15.331	57.72	8.910	14:33:11.742
2 -	39.902	27.673	1:07.575	64.35	1.154	14:34:19.317
3 -	40.069	27.446	1:07.515	64.40	1.094	14:35:26.832
4 -	39.578	27.931	1:07.509	64.41	1.088	14:36:34.341
5 -	39.666	27.461	1:07.127	64.78	0.706	14:37:41.468
6 -	39.420	27.336	1:06.756	65.14	0.335	14:38:48.224
7 -	39.227	27.194	1:06.421 (1)	65.47		14:39:54.645
8 -	39.479	27.426	1:06.905	64.99	0.484	14:41:01.550
9 -	39.286	27.394	1:06.680 (3)	65.21	0.259	14:42:08.230
10 -	39.307	27.173	1:06.480 (2)	65.41	0.059	14:43:14.710

BMCRC - MRO Championships 2024 - Rnd 1 @ Brands Hatch Indy

ACU Lightweight Championship

RACE 14 - SECTOR ANALYSIS



SECTOR 1 = FL to I1, SECTOR 2 = I1 to FL, DIFF = Difference To Personal Best Lap, P = Crossed Finish Line in Pit Lane, D = Time Disallowed

P5 31 125S Joel GREIG			Suzuki Gsxr125 - Parkway Express Couriers			
IDEAL LAP TIME : 1:07.100		BEST LAP TIME : 1:07.143		DIFFERENCE : 0.043		
LAP	SECTOR 1	SECTOR 2	LAP TIME	MPH	DIFF	TIME OF DAY
1 -		27.710	1:15.436	57.64	8.293	14:33:11.847
2 -	40.108	27.538	1:07.646 (3)	64.28	0.503	14:34:19.493
3 -	39.788	27.355	1:07.143 (1)	64.76		14:35:26.636
4 -	39.745	27.788	1:07.533 (2)	64.39	0.390	14:36:34.169
5 -	40.296	27.724	1:08.020	63.93	0.877	14:37:42.189
6 -	40.089	28.040	1:08.129	63.82	0.986	14:38:50.318
7 -	40.343	28.016	1:08.359	63.61	1.216	14:39:58.677
8 -	41.461	28.469	1:09.930	62.18	2.787	14:41:08.607
9 -	40.867	28.607	1:09.474	62.59	2.331	14:42:18.081
10 -	41.366	28.802	1:10.168	61.97	3.025	14:43:28.249

P6 517 125S Max WILSON			Honda Cbr1254 - RWBS Ltd			
IDEAL LAP TIME : 1:08.793		BEST LAP TIME : 1:08.858		DIFFERENCE : 0.065		
LAP	SECTOR 1	SECTOR 2	LAP TIME	MPH	DIFF	TIME OF DAY
1 -		28.590	1:19.678	54.57	10.820	14:33:16.089
2 -	41.232	28.273	1:09.505	62.56	0.647	14:34:25.594
3 -	40.520	28.338	1:08.858 (1)	63.15		14:35:34.452
4 -	41.420	29.176	1:10.596	61.59	1.738	14:36:45.048
5 -	40.725	28.717	1:09.442	62.62	0.584	14:37:54.490
6 -	41.149	28.636	1:09.785	62.31	0.927	14:39:04.275
7 -	42.905	28.507	1:11.412	60.89	2.554	14:40:15.687
8 -	40.770	28.501	1:09.271 (3)	62.77	0.413	14:41:24.958
9 -	40.598	28.440	1:09.038 (2)	62.98	0.180	14:42:33.996
10 -	40.910	28.513	1:09.423	62.63	0.565	14:43:43.419

P7 157 125S Jez SCOTT			Suzuki 125 -			
IDEAL LAP TIME : 1:08.739		BEST LAP TIME : 1:09.065		DIFFERENCE : 0.326		
LAP	SECTOR 1	SECTOR 2	LAP TIME	MPH	DIFF	TIME OF DAY
1 -		28.307	1:18.327	55.51	9.262	14:33:14.738
2 -	41.064	28.226	1:09.290	62.75	0.225	14:34:24.028
3 -	41.281	28.503	1:09.784	62.31	0.719	14:35:33.812
4 -	42.034	28.781	1:10.815	61.40	1.750	14:36:44.627
5 -	40.658	28.502	1:09.160 (3)	62.87	0.095	14:37:53.787
6 -	42.248	28.840	1:11.088	61.17	2.023	14:39:04.875
7 -	41.518	28.438	1:09.956	62.16	0.891	14:40:14.831
8 -	41.771	28.761	1:10.532	61.65	1.467	14:41:25.363
9 -	40.984	28.081	1:09.065 (1)	62.96		14:42:34.428
10 -	40.702	28.442	1:09.144 (2)	62.89	0.079	14:43:43.572

P8 36 125S Joey DRAPER			Honda Cbr125 -			
IDEAL LAP TIME : 1:08.749		BEST LAP TIME : 1:08.749		DIFFERENCE : 0.000		
LAP	SECTOR 1	SECTOR 2	LAP TIME	MPH	DIFF	TIME OF DAY
1 -		28.479	1:18.971	55.06	10.222	14:33:15.382
2 -	41.424	28.423	1:09.847	62.25	1.098	14:34:25.229
3 -	41.245	28.491	1:09.736 (3)	62.35	0.987	14:35:34.965
4 -	40.971	29.601	1:10.572	61.61	1.823	14:36:45.537
5 -	40.470	28.279	1:08.749 (1)	63.25		14:37:54.286
6 -	41.953	28.482	1:10.435	61.73	1.686	14:39:04.721
7 -	40.913	29.307	1:10.220	61.92	1.471	14:40:14.941
8 -	41.602	28.843	1:10.445	61.73	1.696	14:41:25.386
9 -	41.030	28.401	1:09.431 (2)	62.63	0.682	14:42:34.817
10 -	41.532	29.235	1:10.767	61.44	2.018	14:43:45.584

BMCRC - MRO Championships 2024 - Rnd 1 @ Brands Hatch Indy

ACU Lightweight Championship

RACE 14 - SECTOR ANALYSIS



SECTOR 1 = FL to I1, SECTOR 2 = I1 to FL, DIFF = Difference To Personal Best Lap, P = Crossed Finish Line in Pit Lane, D = Time Disallowed

P9 197 125S Alison SCOTT		Suzuki Gsxr 125 -				
IDEAL LAP TIME : 1:10.282		BEST LAP TIME : 1:10.464		DIFFERENCE : 0.182		
LAP	SECTOR 1	SECTOR 2	LAP TIME	MPH	DIFF	TIME OF DAY
1 -		28.419	1:18.117	55.66	7.653	14:33:14.528
2 -	42.342	28.175	1:10.517 (3)	61.66	0.053	14:34:25.045
3 -	42.107	28.459	1:10.566	61.62	0.102	14:35:35.611
4 -	42.761	28.567	1:11.328	60.96	0.864	14:36:46.939
5 -	42.171	28.293	1:10.464 (1)	61.71		14:37:57.403
6 -	42.796	28.436	1:11.232	61.04	0.768	14:39:08.635
7 -	42.129	28.363	1:10.492 (2)	61.68	0.028	14:40:19.127
8 -	42.667	28.711	1:11.378	60.92	0.914	14:41:30.505
9 -	42.636	28.653	1:11.289	60.99	0.825	14:42:41.794
10 -	42.626	28.394	1:11.020	61.23	0.556	14:43:52.814

P10 909 James WOODROFFE		Suzuki Gsxr 125 -				
IDEAL LAP TIME : 1:09.775		BEST LAP TIME : 1:09.805		DIFFERENCE : 0.030		
LAP	SECTOR 1	SECTOR 2	LAP TIME	MPH	DIFF	TIME OF DAY
1 -		29.211	1:20.795	53.82	10.990	14:33:17.206
2 -	42.072	28.100	1:10.172 (3)	61.97	0.367	14:34:27.378
3 -	41.996	28.035	1:10.031 (2)	62.09	0.226	14:35:37.409
4 -	41.740	28.065	1:09.805 (1)	62.29		14:36:47.214
5 -	42.135	28.451	1:10.586	61.60	0.781	14:37:57.800
6 -	42.680	28.254	1:10.934	61.30	1.129	14:39:08.734
7 -	42.597	28.036	1:10.633	61.56	0.828	14:40:19.367
8 -	43.404	28.075	1:11.479	60.83	1.674	14:41:30.846
9 -	42.675	28.597	1:11.272	61.01	1.467	14:42:42.118
10 -	42.686	28.378	1:11.064	61.19	1.259	14:43:53.182

P11 21 50 Owen MONAGHAN		Rlt Honda/Kriedler/Ktm - RLT Racing				
IDEAL LAP TIME : 1:07.288		BEST LAP TIME : 1:07.505		DIFFERENCE : 0.217		
LAP	SECTOR 1	SECTOR 2	LAP TIME	MPH	DIFF	TIME OF DAY
1 -		28.573	1:48.830	39.95	41.325	14:33:45.241
2 -	40.755	27.621	1:08.376	63.59	0.871	14:34:53.617
3 -	40.278	27.505	1:07.783	64.15	0.278	14:36:01.400
4 -	40.488	27.282	1:07.770 (3)	64.16	0.265	14:37:09.170
5 -	40.569	27.852	1:08.421	63.55	0.916	14:38:17.591
6 -	41.125	27.616	1:08.741	63.26	1.236	14:39:26.332
7 -	40.439	27.655	1:08.094	63.86	0.589	14:40:34.426
8 -	40.156	27.482	1:07.638 (2)	64.29	0.133	14:41:42.064
9 -	40.373	27.132	1:07.505 (1)	64.41		14:42:49.569
10 -	40.461	27.643	1:08.104	63.85	0.599	14:43:57.673

P12 13 125S Nathan STOCKTON		Suzuki Gsxr 125 - Chapmans Refrigeration				
IDEAL LAP TIME : 1:13.255		BEST LAP TIME : 1:13.593		DIFFERENCE : 0.338		
LAP	SECTOR 1	SECTOR 2	LAP TIME	MPH	DIFF	TIME OF DAY
1 -		30.445	1:24.189	51.65	10.596	14:33:20.600
2 -	45.005	30.359	1:15.364	57.70	1.771	14:34:35.964
3 -	43.952	30.045	1:13.997 (3)	58.76	0.404	14:35:49.961
4 -	44.340	30.012	1:14.352	58.48	0.759	14:37:04.313
5 -	44.148	29.934	1:14.082	58.69	0.489	14:38:18.395
6 -	44.307	29.796	1:14.103	58.68	0.510	14:39:32.498
7 -	43.998	30.065	1:14.063	58.71	0.470	14:40:46.561
8 -	43.852	29.899	1:13.751 (2)	58.96	0.158	14:42:00.312
9 -	44.190	29.403	1:13.593 (1)	59.08		14:43:13.905

BMCRC - MRO Championships 2024 - Rnd 1 @ Brands Hatch Indy

ACU Lightweight Championship

RACE 14 - SECTOR ANALYSIS



SECTOR 1 = FL to I1, SECTOR 2 = I1 to FL, DIFF = Difference To Personal Best Lap, P = Crossed Finish Line in Pit Lane, D = Time Disallowed

P13 69 50		Brett MOOR		Derbi Gpr50 - NJS Racing		
IDEAL LAP TIME : 1:14.338		BEST LAP TIME : 1:14.481		DIFFERENCE : 0.143		
LAP	SECTOR 1	SECTOR 2	LAP TIME	MPH	DIFF	TIME OF DAY
1 -		31.252	1:25.612	50.79	11.131	14:33:22.023
2 -	44.876	29.605	1:14.481 (1)	58.38		14:34:36.504
3 -	45.711	29.832	1:15.543	57.56	1.062	14:35:52.047
4 -	44.819	29.832	1:14.651 (2)	58.25	0.170	14:37:06.698
5 -	44.733	29.918	1:14.651 (2)	58.25	0.170	14:38:21.349
6 -	45.784	30.372	1:16.156	57.10	1.675	14:39:37.505
7 -	45.593	30.470	1:16.063	57.17	1.582	14:40:53.568
8 -	45.351	30.000	1:15.351	57.71	0.870	14:42:08.919
9 -	45.417	30.160	1:15.577	57.53	1.096	14:43:24.496

P14 999		Jim DALTON		Honda Nd4 -		
IDEAL LAP TIME : 1:17.268		BEST LAP TIME : 1:17.640		DIFFERENCE : 0.372		
LAP	SECTOR 1	SECTOR 2	LAP TIME	MPH	DIFF	TIME OF DAY
1 -		31.740	1:29.174	48.76	11.534	14:33:25.585
2 -	47.701	31.726	1:19.427	54.74	1.787	14:34:45.012
3 -	46.633	31.007	1:17.640 (1)	56.00		14:36:02.652
4 -	47.210	31.235	1:18.445	55.43	0.805	14:37:21.097
5 -	47.170	31.416	1:18.586	55.33	0.946	14:38:39.683
6 -	47.170	30.677	1:17.847 (2)	55.86	0.207	14:39:57.530
7 -	47.099	31.551	1:18.650	55.29	1.010	14:41:16.180
8 -	46.700	31.219	1:17.919 (3)	55.80	0.279	14:42:34.099
9 -	46.591	31.970	1:18.561	55.35	0.921	14:43:52.660

P15 98 125S		Alexander PARKIN		Aprilia Rs4 125 - Mechanic 2u		
IDEAL LAP TIME : 1:18.949		BEST LAP TIME : 1:19.038		DIFFERENCE : 0.089		
LAP	SECTOR 1	SECTOR 2	LAP TIME	MPH	DIFF	TIME OF DAY
1 -		31.967	1:28.955	48.88	9.917	14:33:25.366
2 -	48.688	31.414	1:20.102	54.28	1.064	14:34:45.468
3 -	47.560	31.903	1:19.463 (2)	54.72	0.425	14:36:04.931
4 -	47.649	31.389	1:19.038 (1)	55.01		14:37:23.969
5 -	48.295	31.611	1:19.906 (3)	54.42	0.868	14:38:43.875
6 -	49.001	31.887	1:20.888	53.76	1.850	14:40:04.763
7 -	48.414	31.598	1:20.012	54.34	0.974	14:41:24.775
8 -	48.899	32.129	1:21.028	53.66	1.990	14:42:45.803
9 -	48.392	31.829	1:20.221	54.20	1.183	14:44:06.024

BMCRC - MRO Championships 2024 - Rnd 1 @ Brands Hatch Indy

ACU Lightweight Championship

RACE 14 - BEST SECTORS

SECTOR 1			SECTOR 2			IDEAL / BEST COMPARISON						
POS	NO	NAME	TIME	NO	NAME	TIME	POS	NO	NAME	IDEAL	BEST	DIFF
									PERFECT LAP	1:05.267		
1	24	FULOP	38.576	35	GILBERT	26.691	1	24	FULOP	1:05.557	1:05.641	0.084
2	53	CHAMBERS	38.925	53	CHAMBERS	26.774	2	53	CHAMBERS	1:05.699	1:05.967	0.268
3	35	GILBERT	39.168	24	FULOP	26.981	3	35	GILBERT	1:05.859	1:05.980	0.121
4	158	LIVESEY	39.227	21	MONAGHAN	27.132	4	158	LIVESEY	1:06.400	1:06.421	0.021
5	31	GREIG	39.745	158	LIVESEY	27.173	5	31	GREIG	1:07.100	1:07.143	0.043
6	21	MONAGHAN	40.156	31	GREIG	27.355	6	21	MONAGHAN	1:07.288	1:07.505	0.217
7	36	DRAPER	40.470	909	WOODROFFE	28.035	7	157	SCOTT	1:08.739	1:09.065	0.326
8	517	WILSON	40.520	157	SCOTT	28.081	8	36	DRAPER	1:08.749	1:08.749	0.000
9	157	SCOTT	40.658	197	SCOTT	28.175	9	517	WILSON	1:08.793	1:08.858	0.065
10	909	WOODROFFE	41.740	517	WILSON	28.273	10	909	WOODROFFE	1:09.775	1:09.805	0.030
11	197	SCOTT	42.107	36	DRAPER	28.279	11	197	SCOTT	1:10.282	1:10.464	0.182
12	13	STOCKTON	43.852	13	STOCKTON	29.403	12	13	STOCKTON	1:13.255	1:13.593	0.338
13	69	MOOR	44.733	69	MOOR	29.605	13	69	MOOR	1:14.338	1:14.481	0.143
14	999	DALTON	46.591	999	DALTON	30.677	14	999	DALTON	1:17.268	1:17.640	0.372
15	98	PARKIN	47.560	98	PARKIN	31.389	15	98	PARKIN	1:18.949	1:19.038	0.089
16												
17												

BMCRC - MRO Championships 2024 - Rnd 1 @ Brands Hatch Indy

ACU Lightweight Championship

RACE 14 - STATISTICS

Competitors Started	16
Planned Start	2024-03-17 @ 14:30:00.000
Actual Start	2024-03-17 @ 14:31:56.410
Finish Time	2024-03-17 @ 14:43:09.694
Track Length	1.2079mi.
Total Laps	146
Total Distance Covered	176.3600mi.

Session Fastest Lap History

NO	CL	NAME	LAP TIME	TIME OF DAY	LAP	VEHICLE
35	125F	Jay GILBERT	1:07.816	14:34:18.735	2	Suzuki Gsxr 125
158	125S	Paul LIVESEY	1:07.575	14:34:19.332	2	Suzuki Gsxr 125
24	125S	Morgan FULOP	1:06.516	14:35:25.448	3	Suzuki Gsxr
35	125F	Jay GILBERT	1:06.257	14:36:31.908	4	Suzuki Gsxr 125
35	125F	Jay GILBERT	1:06.209	14:38:44.434	6	Suzuki Gsxr 125
24	125S	Morgan FULOP	1:06.198	14:38:44.526	6	Suzuki Gsxr
24	125S	Morgan FULOP	1:05.641	14:40:57.987	8	Suzuki Gsxr

Session Leader History

NO	CL	NAME	FROM LAP	LAPS LED	DISTANCE	VEHICLE
53		Max CHAMBERS	1	1	1.20 miles	Suzuki Gsxr 125
35	125F	Jay GILBERT	2	1	1.20 miles	Suzuki Gsxr 125
24	125S	Morgan FULOP	3	1	1.20 miles	Suzuki Gsxr
35	125F	Jay GILBERT	4	4	4.83 miles	Suzuki Gsxr 125
24	125S	Morgan FULOP	8	3	3.62 miles	Suzuki Gsxr

Flag History

TYPE	TIME OF DAY
GREEN	14:31:56.410
FINISH	14:43:09.694

Flag Statistics

TYPE	COUNT	TOTAL LAPS	TOTAL TIME
Green	1	10	12:15.128
Red	0	0	0.000
Safety Car	0	0	0.000
FCY	0	0	0.000

BMCRC - MRO Championships 2024 - Rnd 1 @ Brands Hatch Indy

ACU Lightweight Championship

RACE 14 - STATISTICS

CLASS :

3 Starters

Fastest Lap History

NO	NAME	LAP TIME	TIME OF DAY	LAP	VEHICLE
53	Max CHAMBERS	1:08.100	14:34:18.845	2	Suzuki Gsxr 125
53	Max CHAMBERS	1:06.941	14:35:25.786	3	Suzuki Gsxr 125
53	Max CHAMBERS	1:06.314	14:36:32.100	4	Suzuki Gsxr 125
53	Max CHAMBERS	1:06.277	14:37:38.362	5	Suzuki Gsxr 125
53	Max CHAMBERS	1:06.159	14:42:05.117	9	Suzuki Gsxr 125
53	Max CHAMBERS	1:05.967	14:43:11.084	10	Suzuki Gsxr 125

Leader History

NO	NAME	FROM LAP	LAPS LED	DISTANCE	VEHICLE
53	Max CHAMBERS	1	10	12.07 miles	Suzuki Gsxr 125

BMCRC - MRO Championships 2024 - Rnd 1 @ Brands Hatch Indy

ACU Lightweight Championship

RACE 14 - STATISTICS

CLASS : 125F

1 Starters

Fastest Lap History

NO	NAME	LAP TIME	TIME OF DAY	LAP	VEHICLE
35	Jay GILBERT	1:07.816	14:34:18.735	2	Suzuki Gsxr 125
35	Jay GILBERT	1:06.916	14:35:25.651	3	Suzuki Gsxr 125
35	Jay GILBERT	1:06.257	14:36:31.908	4	Suzuki Gsxr 125
35	Jay GILBERT	1:06.209	14:38:44.434	6	Suzuki Gsxr 125
35	Jay GILBERT	1:05.980	14:43:10.974	10	Suzuki Gsxr 125

Leader History

NO	NAME	FROM LAP	LAPS LED	DISTANCE	VEHICLE
35	Jay GILBERT	1	10	12.07 miles	Suzuki Gsxr 125

BMCRC - MRO Championships 2024 - Rnd 1 @ Brands Hatch Indy

ACU Lightweight Championship

RACE 14 - STATISTICS

CLASS : 125S

9 Starters

Fastest Lap History

NO	NAME	LAP TIME	TIME OF DAY	LAP	VEHICLE
24	Morgan FULOP	1:08.167	14:34:18.878	2	Suzuki Gsxr
158	Paul LIVESEY	1:07.575	14:34:19.332	2	Suzuki Gsxr 125
24	Morgan FULOP	1:06.516	14:35:25.448	3	Suzuki Gsxr
24	Morgan FULOP	1:06.331	14:37:38.328	5	Suzuki Gsxr
24	Morgan FULOP	1:06.198	14:38:44.526	6	Suzuki Gsxr
24	Morgan FULOP	1:05.641	14:40:57.987	8	Suzuki Gsxr

Leader History

NO	NAME	FROM LAP	LAPS LED	DISTANCE	VEHICLE
24	Morgan FULOP	1	10	12.07 miles	Suzuki Gsxr

BMCRC - MRO Championships 2024 - Rnd 1 @ Brands Hatch Indy

ACU Lightweight Championship

RACE 14 - STATISTICS

CLASS : 50

2 Starters

Fastest Lap History

NO	NAME	LAP TIME	TIME OF DAY	LAP	VEHICLE
69	Brett MOOR	1:14.481	14:34:36.526	2	Derbi Gpr50
21	Owen MONAGHAN	1:08.376	14:34:53.643	2	Rlt Honda/Kriedler/Ktm
21	Owen MONAGHAN	1:07.783	14:36:01.426	3	Rlt Honda/Kriedler/Ktm
21	Owen MONAGHAN	1:07.770	14:37:09.196	4	Rlt Honda/Kriedler/Ktm
21	Owen MONAGHAN	1:07.638	14:41:42.090	8	Rlt Honda/Kriedler/Ktm
21	Owen MONAGHAN	1:07.505	14:42:49.595	9	Rlt Honda/Kriedler/Ktm

Leader History

NO	NAME	FROM LAP	LAPS LED	DISTANCE	VEHICLE
69	Brett MOOR	1	4	4.83 miles	Derbi Gpr50
21	Owen MONAGHAN	5	6	7.24 miles	Rlt Honda/Kriedler/Ktm



REACTIVE PARTS MRO POWERBIKES / CIGMA RACING MRO CLUBMAN 1000 / TBR PERFORMANCE MRO RETRO 1000s



BMCRC-MRO Championships - Round 1
Brands Hatch Indy
16th / 17th March 2024



Timing & Results Provided by Timing Solutions Ltd

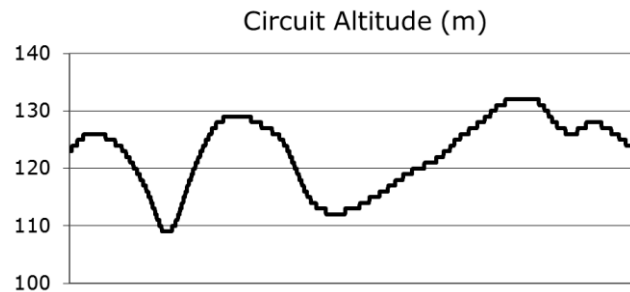
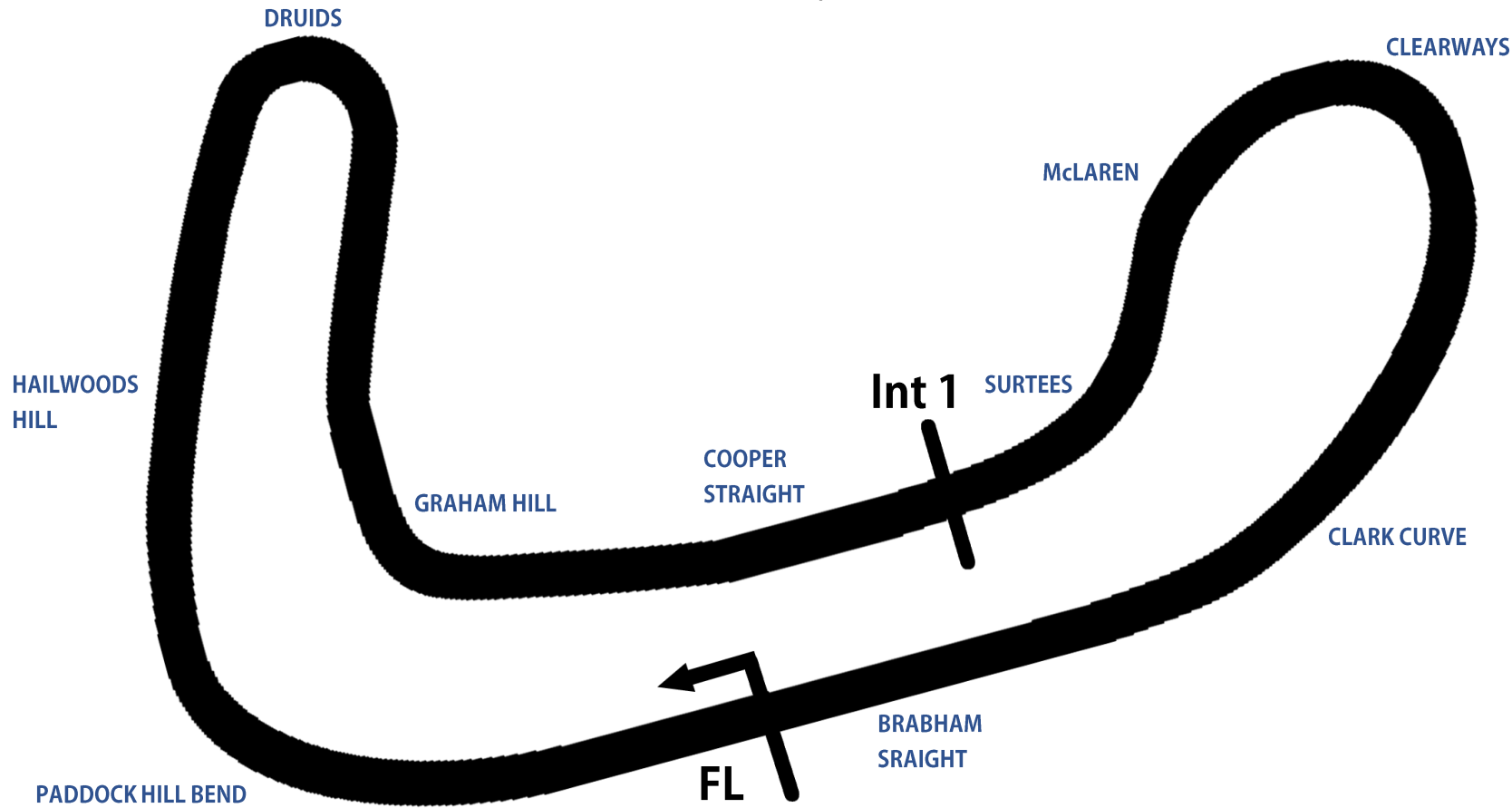
www.tsl-timing.com



BrandsHatch

Brands Hatch Indy Circuit

Fawkham, Longfield, Kent, UK



Length	1.2079 miles 1.944 km 1944.0 m		
FL		51.36032 N	0.26032 E
Int 1	1112m	51.35934 N	0.25955 E
Pit Entry	1669m	51.35911 N	0.25743 E
Pit Exit	26m after FL	51.36017 N	0.26051 E
Pit Entry - Pit Exit	277m, 19.9s @ 50kph, 16.6s @ 60kph		



BMCRC - MRO Championships 2024 - Rnd 1 @ Brands Hatch Indy

Reactive Parts MRO Powerbikes inc Clubman 1000 & MRO Retro 1000s

QUALIFYING - CLASSIFICATION

POS	NO	CL	PIC	NAME	ENTRY	TIME	ON	LAPS	GAP	DIFF	MPH
1	26		1	Josh WAINWRIGHT	Honda CBR1000 - JW MOT Centre	48.489	4	9			89.68
2	65		2	Peter BAKER	Kawasaki ZX10R - T.J & Peter Baker M/C. Dodfrey Engi	49.949	5	5	1.460	1.460	87.06
3	818	Ret_N	1	Alex SYMON	Kawasaki ZX10R - MCW	50.719	11	11	2.230	0.770	85.73
4	10		3	Ross DUNNING	BMW 1000RR - Surrey Glazing	51.101	10	11	2.612	0.382	85.09
5	99	Ret_C	1	Steven BUTTERWORTH	Yamaha R1 -	51.208	10	11	2.719	0.107	84.92
6	134		4	Donald GILBERT	Suzuki GSXR1000 - S and N tyres	51.833	5	11	3.344	0.625	83.89
7	152		5	Barry MANTELL	Kawasaki ZX10R - Swedish Car Connection	51.866	8	11	3.377	0.033	83.84
8	31	Ret_C	2	Max MACRAE	Yamaha R1 - MacRae Racing	51.903	10	11	3.414	0.037	83.78
9	24	C	1	Callum MANLEY	Kawasaki ZX10R - Bec's Sweets	51.908	10	10	3.419	0.005	83.77
10	188		6	Dawid KRAWIECKI	Yamaha R1 - Code Blue LTD & D A East Electrical	52.042	6	6	3.553	0.134	83.55
11	34*	C	2	Ben CHEESEMAN	Kawasaki ZX10RR - BCH Services Kent Ltd	52.089	7	11	3.600	0.047	83.48
12	102	Ret_C	3	James FEARN	Suzuki GSXR1000 -	52.455	10	11	3.966	0.366	82.90
13	13	Ret_C	4	Daniel MERCER	Honda CBR1000RR - Merc&Co Racing	52.859	8	9	4.370	0.404	82.26
14	184	Ret_N	2	David TWYFORD	Honda FIREBLADE SP - IMP Racing, MHP, RODOC	53.213	6	7	4.724	0.354	81.72
15	361		7	Ryan WHITEHALL	Yamaha R1 - WR Racing	53.291	10	10	4.802	0.078	81.60
16	84	C	3	Martyn DELLOW	Suzuki GSXR1000 - Kirdford Shotblasting	53.658	9	9	5.169	0.367	81.04
17	48	C	4	Aaron COLLINS	BMW S1000RR - Precision Installations	53.676	10	10	5.187	0.018	81.01
18	23	C	5	Jason PAES	Aprilia RSV4 - J&R Electrical Ltd	53.874	10	10	5.385	0.198	80.71
19	97	C	6	Antony STROUD	- A Class Asbestos Limited	53.915	10	11	5.426	0.041	80.65
20	123	C	7	James VINCER	Suzuki GSXR R - John Butcher Bros	54.074	8	11	5.585	0.159	80.41
21	71		8	Mark PARRETT	- Chas Mortimer Ltd	54.139	8	10	5.650	0.065	80.32
22	333		9	Andrew HOUGHTON	BMW S1000RR - Techoir	54.167	8	8	5.678	0.028	80.28
23	96	Ret_C	5	Pete SCOTT	Suzuki GSXR1000K5 - South Hill MOT Centre	54.221	9	10	5.732	0.054	80.20
24	43		10	David WILLIAMS	Yamaha R1 -	54.441	9	10	5.952	0.220	79.87
25	11	Ret_C	6	Roberto Di GREGORIO	Aprilia RSV4 FACTORY - Physio Healthy	55.091	10	11	6.602	0.650	78.93
26	4	Ret_C	7	Hayden KILLWORTH	Suzuki GSXR 1000 - @GreenPlantUK & H11xy	55.536	6	6	7.047	0.445	78.30
27	169	Ret_C	8	Cory SMITH	-	55.773	7	9	7.284	0.237	77.96
28	274	Ret_C	9	Stewart LATIMER	- Fat Bloke Racing RR	57.563	6	7	9.074	1.790	75.54

Comments:

No. 34 - Please fit a working transponder

Weather / Track : Cloudy / Dry

Date: 16/03/2024 Start: 09:38 Finish: 09:48

These results are provisional until the conclusion of any judicial and technical matters.

Brands Hatch Indy: 1.2079 miles

Clerk Of Course:	Stewards:	Timekeeper:	
		<i>Craig Smith</i>	

Results can be found at www.tsl-timing.com

Printed - 09:50 Saturday, 16 March 2024



BMCRC - MRO Championships 2024 - Rnd 1 @ Brands Hatch Indy

Reactive Parts MRO Powerbikes inc Clubman 1000 & MRO Retro 1000s

QUALIFYING - SECTOR ANALYSIS



SECTOR 1 = FL to I1, SECTOR 2 = I1 to FL, DIFF = Difference To Personal Best Lap, P = Crossed Finish Line in Pit Lane, D = Time Disallowed

P1 26		Josh WAINWRIGHT		Honda CBR1000 - JW MOT Centre			
IDEAL LAP TIME : 48.178		BEST LAP TIME : 48.489		DIFFERENCE : 0.311			
LAP	SECTOR 1	SECTOR 2	LAP TIME	MPH	DIFF	TIME OF DAY	
1 -	33.548	20.819	54.367	79.98	5.878	09:40:19.843	
2 -	29.869	19.779	49.648 (3)	87.58	1.159	09:41:09.491	
3 -	30.630	19.550	50.180	86.66	1.691	09:41:59.671	
4 -	29.217	19.272	48.489 (1)	89.68		09:42:48.160	
5 -	37.950	IN PIT	2:17.627 P	31.59	1:29.138	09:45:05.787	
6 -	OUTLAP	19.983	56.364	77.15	7.875	09:46:02.151	
7 -	30.960	19.483	50.443	86.20	1.954	09:46:52.594	
8 -	29.776	20.023	49.799	87.32	1.310	09:47:42.393	
9 -	28.906	19.843	48.749 (2)	89.20	0.260	09:48:31.142	

P2 65		Peter BAKER		Kawasaki ZX10R - TJ & Peter Baker M/C. Dodfrey Engineering			
IDEAL LAP TIME : 49.949		BEST LAP TIME : 49.949		DIFFERENCE : 0.000			
LAP	SECTOR 1	SECTOR 2	LAP TIME	MPH	DIFF	TIME OF DAY	
1 -	33.988	21.621	55.609	78.19	5.660	09:40:21.030	
2 -	30.979	20.309	51.288 (3)	84.78	1.339	09:41:12.318	
3 -	30.174	19.988	50.162 (2)	86.69	0.213	09:42:02.480	
4 -	30.548	20.912	51.460	84.50	1.511	09:42:53.940	
5 -	30.159	19.790	49.949 (1)	87.06		09:43:43.889	

P3 818 Ret_N		Alex SYMON		Kawasaki ZX10R - MCW			
IDEAL LAP TIME : 50.719		BEST LAP TIME : 50.719		DIFFERENCE : 0.000			
LAP	SECTOR 1	SECTOR 2	LAP TIME	MPH	DIFF	TIME OF DAY	
1 -	37.166	22.498	59.664	72.88	8.945	09:40:34.931	
2 -	34.313	21.146	55.459	78.41	4.740	09:41:30.390	
3 -	31.988	20.680	52.668	82.56	1.949	09:42:23.058	
4 -	33.036	20.704	53.740	80.91	3.021	09:43:16.798	
5 -	31.805	20.270	52.075	83.50	1.356	09:44:08.873	
6 -	30.983	20.187	51.170 (3)	84.98	0.451	09:45:00.043	
7 -	31.464	20.424	51.888	83.80	1.169	09:45:51.931	
8 -	30.882	20.060	50.942 (2)	85.36	0.223	09:46:42.873	
9 -	31.410	20.753	52.163	83.36	1.444	09:47:35.036	
10 -	31.161	20.041	51.202	84.93	0.483	09:48:26.238	
11 -	30.798	19.921	50.719 (1)	85.73		09:49:16.957	

P4 10		Ross DUNNING		BMW 1000RR - Surrey Glazing			
IDEAL LAP TIME : 51.039		BEST LAP TIME : 51.101		DIFFERENCE : 0.062			
LAP	SECTOR 1	SECTOR 2	LAP TIME	MPH	DIFF	TIME OF DAY	
1 -	39.061	22.440	1:01.501	70.70	10.400	09:40:37.738	
2 -	35.034	22.155	57.189	76.03	6.088	09:41:34.927	
3 -	33.803	21.013	54.816	79.33	3.715	09:42:29.743	
4 -	33.018	20.753	53.771	80.87	2.670	09:43:23.514	
5 -	32.003	20.511	52.514	82.80	1.413	09:44:16.028	
6 -	31.887	20.716	52.603	82.66	1.502	09:45:08.631	
7 -	32.202	20.317	52.519	82.80	1.418	09:46:01.150	
8 -	31.043	20.178	51.221 (2)	84.89	0.120	09:46:52.371	
9 -	31.169	20.216	51.385 (3)	84.62	0.284	09:47:43.756	
10 -	30.861	20.240	51.101 (1)	85.09		09:48:34.857	
11 -	31.237	20.295	51.532	84.38	0.431	09:49:26.389	

BMCRC - MRO Championships 2024 - Rnd 1 @ Brands Hatch Indy

Reactive Parts MRO Powerbikes inc Clubman 1000 & MRO Retro 1000s

QUALIFYING - SECTOR ANALYSIS



SECTOR 1 = FL to I1, SECTOR 2 = I1 to FL, DIFF = Difference To Personal Best Lap, P = Crossed Finish Line in Pit Lane, D = Time Disallowed

P5 99 Ret_C Steven BUTTERWORTH			Yamaha R1 -			
IDEAL LAP TIME : 51.208		BEST LAP TIME : 51.208		DIFFERENCE : 0.000		
LAP	SECTOR 1	SECTOR 2	LAP TIME	MPH	DIFF	TIME OF DAY
1 -	36.092	22.711	58.803	73.95	7.595	09:40:27.477
2 -	33.312	22.647	55.959	77.71	4.751	09:41:23.436
3 -	32.587	21.356	53.943	80.61	2.735	09:42:17.379
4 -	31.989	20.592	52.581	82.70	1.373	09:43:09.960
5 -	31.433	20.914	52.347	83.07	1.139	09:44:02.307
6 -	31.400	20.563	51.963	83.68	0.755	09:44:54.270
7 -	31.557	20.524	52.081	83.49	0.873	09:45:46.351
8 -	31.153	20.503	51.656 (2)	84.18	0.448	09:46:38.007
9 -	31.969	20.379	52.348	83.07	1.140	09:47:30.355
10 -	30.955	20.253	51.208 (1)	84.92		09:48:21.563
11 -	31.233	20.647	51.880 (3)	83.82	0.672	09:49:13.443

P6 134 Donald GILBERT			Suzuki GSXR1000 - S and N tyres			
IDEAL LAP TIME : 51.833		BEST LAP TIME : 51.833		DIFFERENCE : 0.000		
LAP	SECTOR 1	SECTOR 2	LAP TIME	MPH	DIFF	TIME OF DAY
1 -	34.358	21.331	55.689	78.08	3.856	09:40:59.372
2 -	32.033	20.883	52.916	82.17	1.083	09:41:52.288
3 -	32.069	20.785	52.854	82.27	1.021	09:42:45.142
4 -	32.523	20.805	53.328	81.54	1.495	09:43:38.470
5 -	31.664	20.169	51.833 (1)	83.89		09:44:30.303
6 -	32.733	20.620	53.353	81.50	1.520	09:45:23.656
7 -	31.778	20.380	52.158 (3)	83.37	0.325	09:46:15.814
8 -	32.101	20.862	52.963	82.10	1.130	09:47:08.777
9 -	31.766	20.362	52.128 (2)	83.42	0.295	09:48:00.905
10 -	32.427	20.620	53.047	81.97	1.214	09:48:53.952
11 -	32.434	20.348	52.782	82.38	0.949	09:49:46.734

P7 152 Barry MANTELL			Kawaskai ZX10R - Swedish Car Connection			
IDEAL LAP TIME : 51.601		BEST LAP TIME : 51.866		DIFFERENCE : 0.265		
LAP	SECTOR 1	SECTOR 2	LAP TIME	MPH	DIFF	TIME OF DAY
1 -	36.790	23.214	1:00.004	72.47	8.138	09:40:31.217
2 -	34.225	22.127	56.352	77.16	4.486	09:41:27.569
3 -	32.707	21.772	54.479	79.82	2.613	09:42:22.048
4 -	33.271	21.476	54.747	79.43	2.881	09:43:16.795
5 -	32.513	20.821	53.334	81.53	1.468	09:44:10.129
6 -	31.092	21.017	52.109 (3)	83.45	0.243	09:45:02.238
7 -	31.454	20.941	52.395	82.99	0.529	09:45:54.633
8 -	31.357	20.509	51.866 (1)	83.84		09:46:46.499
9 -	31.754	20.757	52.511	82.81	0.645	09:47:39.010
10 -	32.049	20.919	52.968	82.09	1.102	09:48:31.978
11 -	31.308	20.787	52.095 (2)	83.47	0.229	09:49:24.073

P8 31 Ret_C Max MACRAE			Yamaha R1 - MacRae Racing			
IDEAL LAP TIME : 51.756		BEST LAP TIME : 51.903		DIFFERENCE : 0.147		
LAP	SECTOR 1	SECTOR 2	LAP TIME	MPH	DIFF	TIME OF DAY
1 -	35.271	21.886	57.157	76.08	5.254	09:40:31.278
2 -	33.313	21.644	54.957	79.12	3.054	09:41:26.235
3 -	33.461	20.963	54.424	79.90	2.521	09:42:20.659
4 -	33.103	21.149	54.252	80.15	2.349	09:43:14.911
5 -	32.648	20.890	53.538	81.22	1.635	09:44:08.449
6 -	32.357	20.723	53.080	81.92	1.177	09:45:01.529
7 -	31.945	20.713	52.658	82.58	0.755	09:45:54.187
8 -	31.406	20.541	51.947 (2)	83.71	0.044	09:46:46.134
9 -	31.350	20.656	52.006 (3)	83.61	0.103	09:47:38.140
10 -	31.342	20.561	51.903 (1)	83.78		09:48:30.043
11 -	31.602	20.414	52.016	83.60	0.113	09:49:22.059

BMCRC - MRO Championships 2024 - Rnd 1 @ Brands Hatch Indy

Reactive Parts MRO Powerbikes inc Clubman 1000 & MRO Retro 1000s

QUALIFYING - SECTOR ANALYSIS



SECTOR 1 = FL to I1, SECTOR 2 = I1 to FL, DIFF = Difference To Personal Best Lap, P = Crossed Finish Line in Pit Lane, D = Time Disallowed

P9 24 C		Callum MANLEY		Kawasaki ZX10R - Bec's Sweets			
IDEAL LAP TIME : 51.506		BEST LAP TIME : 51.908		DIFFERENCE : 0.402			
LAP	SECTOR 1	SECTOR 2	LAP TIME	MPH	DIFF	TIME OF DAY	
1 -	35.675	21.634	57.309	75.87	5.401	09:40:44.437	
2 -	33.671	21.680	55.351	78.56	3.443	09:41:39.788	
3 -	32.751	20.867	53.618	81.10	1.710	09:42:33.406	
4 -	32.194	20.571	52.765	82.41	0.857	09:43:26.171	
5 -	32.360	20.944	53.304	81.58	1.396	09:44:19.475	
6 -	32.230	21.171	53.401	81.43	1.493	09:45:12.876	
7 -	31.852	20.563	52.415	82.96	0.507	09:46:05.291	
8 -	31.160	20.953	52.113 (3)	83.44	0.205	09:46:57.404	
9 -	31.414	20.575	51.989 (2)	83.64	0.081	09:47:49.393	
10 -	31.562	20.346	51.908 (1)	83.77		09:48:41.301	

P10 188		Dawid KRAWIECKI		Yamaha R1 - Code Blue LTD & D A East Electrical			
IDEAL LAP TIME : 52.042		BEST LAP TIME : 52.042		DIFFERENCE : 0.000			
LAP	SECTOR 1	SECTOR 2	LAP TIME	MPH	DIFF	TIME OF DAY	
1 -	35.256	22.547	57.803	75.23	5.761	09:41:08.095	
2 -	32.074	20.855	52.929 (3)	82.15	0.887	09:42:01.024	
3 -	31.864	21.390	53.254	81.65	1.212	09:42:54.278	
4 -	31.441	20.914	52.355 (2)	83.05	0.313	09:43:46.633	
5 -	34.166	21.403	55.569	78.25	3.527	09:44:42.202	
6 -	31.339	20.703	52.042 (1)	83.55		09:45:34.244	

P11 34 C		Ben CHEESEMAN		Kawasaki ZX10RR - BCH Services Kent Ltd			
IDEAL LAP TIME :		BEST LAP TIME : 52.089		DIFFERENCE :			
LAP	SECTOR 1	SECTOR 2	LAP TIME	MPH	DIFF	TIME OF DAY	
1 -			1:00.746	71.58	8.657	09:40:34.716	
2 -			56.804	76.55	4.715	09:41:31.520	
3 -			53.379	81.46	1.290	09:42:24.899	
4 -			53.148	81.82	1.059	09:43:18.047	
5 -			54.675	79.53	2.586	09:44:12.722	
6 -			52.103 (2)	83.46	0.014	09:45:04.826	
7 -			52.089 (1)	83.48		09:45:56.915	
8 -			54.510	79.77	2.421	09:46:51.425	
9 -			57.779	75.26	5.690	09:47:49.204	
10 -			56.129	77.47	4.040	09:48:45.333	
11 -			52.338 (3)	83.08	0.249	09:49:37.671	

P12 102 Ret_C		James FEARN		Suzuki GSXR1000 -			
IDEAL LAP TIME : 52.275		BEST LAP TIME : 52.455		DIFFERENCE : 0.180			
LAP	SECTOR 1	SECTOR 2	LAP TIME	MPH	DIFF	TIME OF DAY	
1 -	37.320	22.319	59.639	72.91	7.184	09:40:35.261	
2 -	34.894	22.016	56.910	76.41	4.455	09:41:32.171	
3 -	32.591	21.051	53.642	81.06	1.187	09:42:25.813	
4 -	31.951	21.244	53.195	81.74	0.740	09:43:19.008	
5 -	33.606	21.709	55.315	78.61	2.860	09:44:14.323	
6 -	32.255	21.397	53.652	81.05	1.197	09:45:07.975	
7 -	32.022	21.087	53.109	81.88	0.654	09:46:01.084	
8 -	32.166	20.678	52.844 (3)	82.29	0.389	09:46:53.928	
9 -	32.274	22.049	54.323	80.05	1.868	09:47:48.251	
10 -	31.597	20.858	52.455 (1)	82.90		09:48:40.706	
11 -	31.607	20.858	52.465 (2)	82.88	0.010	09:49:33.171	

BMCRC - MRO Championships 2024 - Rnd 1 @ Brands Hatch Indy

Reactive Parts MRO Powerbikes inc Clubman 1000 & MRO Retro 1000s

QUALIFYING - SECTOR ANALYSIS



SECTOR 1 = FL to I1, SECTOR 2 = I1 to FL, DIFF = Difference To Personal Best Lap, P = Crossed Finish Line in Pit Lane, D = Time Disallowed

P13 13 Ret_C Daniel MERCER			Honda CBR1000RR - Merc&Co Racing			
IDEAL LAP TIME : 52.859		BEST LAP TIME : 52.859	DIFFERENCE : 0.000			
LAP	SECTOR 1	SECTOR 2	LAP TIME	MPH	DIFF	TIME OF DAY
1 -	37.250	22.080	59.330	73.29	6.471	09:40:28.172
2 -	33.293	22.251	55.544	78.29	2.685	09:41:23.716
3 -	32.990	21.187	54.177	80.26	1.318	09:42:17.893
4 -	33.075	20.936	54.011	80.51	1.152	09:43:11.904
5 -	32.432	20.932	53.364	81.48	0.505	09:44:05.268
6 -	32.413	21.135	53.548	81.20	0.689	09:44:58.816
7 -	32.200	20.983	53.183 (2)	81.76	0.324	09:45:51.999
8 -	32.077	20.782	52.859 (1)	82.26		09:46:44.858
9 -	32.129	21.231	53.360 (3)	81.49	0.501	09:47:38.218

P14 184 Ret_N David TWYFORD			Honda FIREBLADE SP - IMP Racing, MHP, RODOC			
IDEAL LAP TIME : 53.213		BEST LAP TIME : 53.213	DIFFERENCE : 0.000			
LAP	SECTOR 1	SECTOR 2	LAP TIME	MPH	DIFF	TIME OF DAY
1 -	38.017	23.542	1:01.559	70.64	8.346	09:40:53.339
2 -	33.695	22.299	55.994	77.66	2.781	09:41:49.333
3 -	33.070	21.883	54.953	79.13	1.740	09:42:44.286
4 -	33.734	21.170	54.904	79.20	1.691	09:43:39.190
5 -	32.518	21.436	53.954 (2)	80.59	0.741	09:44:33.144
6 -	32.079	21.134	53.213 (1)	81.72		09:45:26.357
7 -	32.790	21.358	54.148 (3)	80.30	0.935	09:46:20.505

P15 361 Ryan WHITEHALL			Yamaha R1 - WR Racing			
IDEAL LAP TIME : 53.291		BEST LAP TIME : 53.291	DIFFERENCE : 0.000			
LAP	SECTOR 1	SECTOR 2	LAP TIME	MPH	DIFF	TIME OF DAY
1 -	40.918	23.628	1:04.546	67.37	11.255	09:40:43.067
2 -	36.817	22.271	59.088	73.59	5.797	09:41:42.155
3 -	35.297	21.588	56.885	76.44	3.594	09:42:39.040
4 -	34.580	21.170	55.750	78.00	2.459	09:43:34.790
5 -	33.759	21.134	54.893	79.21	1.602	09:44:29.683
6 -	34.366	22.111	56.477	76.99	3.186	09:45:26.160
7 -	32.849	21.041	53.890 (3)	80.69	0.599	09:46:20.050
8 -	32.842	20.715	53.557 (2)	81.19	0.266	09:47:13.607
9 -	33.015	21.204	54.219	80.20	0.928	09:48:07.826
10 -	32.768	20.523	53.291 (1)	81.60		09:49:01.117

P16 84 C Martyn DELLOW			Suzuki GSXR1000 - Kirdford Shotblasting			
IDEAL LAP TIME : 53.578		BEST LAP TIME : 53.658	DIFFERENCE : 0.080			
LAP	SECTOR 1	SECTOR 2	LAP TIME	MPH	DIFF	TIME OF DAY
1 -	36.714	23.028	59.742	72.78	6.084	09:40:34.267
2 -	33.957	21.981	55.938	77.73	2.280	09:41:30.205
3 -	32.882	21.456	54.338 (2)	80.02	0.680	09:42:24.543
4 -	32.826	21.528	54.354 (3)	80.00	0.696	09:43:18.897
5 -	33.267	21.226	54.493	79.80	0.835	09:44:13.390
6 -	32.928	IN PIT	1:24.533 P	51.44	30.875	09:45:37.923
7 -	OUTLAP	21.680	58.708	74.07	5.050	09:46:36.631
8 -	33.978	21.151	55.129	78.88	1.471	09:47:31.760
9 -	32.427	21.231	53.658 (1)	81.04		09:48:25.418

BMCRC - MRO Championships 2024 - Rnd 1 @ Brands Hatch Indy

Reactive Parts MRO Powerbikes inc Clubman 1000 & MRO Retro 1000s

QUALIFYING - SECTOR ANALYSIS



SECTOR 1 = FL to I1, SECTOR 2 = I1 to FL, DIFF = Difference To Personal Best Lap, P = Crossed Finish Line in Pit Lane, D = Time Disallowed

P17 48 C		Aaron COLLINS		BMW S1000RR - Precision Installations			
IDEAL LAP TIME : 53.676		BEST LAP TIME : 53.676		DIFFERENCE : 0.000			
LAP	SECTOR 1	SECTOR 2	LAP TIME	MPH	DIFF	TIME OF DAY	
1 -	40.122	24.463	1:04.585	67.33	10.909	09:40:44.103	
2 -	36.174	22.337	58.511	74.32	4.835	09:41:42.614	
3 -	38.481	22.369	1:00.850	71.46	7.174	09:42:43.464	
4 -	33.801	21.522	55.323	78.60	1.647	09:43:38.787	
5 -	34.253	21.560	55.813	77.91	2.137	09:44:34.600	
6 -	33.474	21.434	54.908	79.19	1.232	09:45:29.508	
7 -	33.041	22.318	55.359	78.55	1.683	09:46:24.867	
8 -	32.856	21.442	54.298 (3)	80.08	0.622	09:47:19.165	
9 -	32.782	21.183	53.965 (2)	80.58	0.289	09:48:13.130	
10 -	32.617	21.059	53.676 (1)	81.01		09:49:06.806	

P18 23 C		Jason PAES		Aprilia RSV4 - J&R Electrical Ltd			
IDEAL LAP TIME : 53.682		BEST LAP TIME : 53.874		DIFFERENCE : 0.192			
LAP	SECTOR 1	SECTOR 2	LAP TIME	MPH	DIFF	TIME OF DAY	
1 -	37.574	22.964	1:00.538	71.83	6.664	09:40:54.468	
2 -	34.360	21.824	56.184	77.39	2.310	09:41:50.652	
3 -	33.484	21.824	55.308	78.62	1.434	09:42:45.960	
4 -	33.502	21.556	55.058	78.98	1.184	09:43:41.018	
5 -	33.550	21.064	54.614	79.62	0.740	09:44:35.632	
6 -	32.962	21.588	54.550 (3)	79.71	0.676	09:45:30.182	
7 -	33.014	22.299	55.313	78.61	1.439	09:46:25.495	
8 -	33.320	21.385	54.705	79.49	0.831	09:47:20.200	
9 -	32.618	21.637	54.255 (2)	80.15	0.381	09:48:14.455	
10 -	32.716	21.158	53.874 (1)	80.71		09:49:08.329	

P19 97 C		Antony STROUD		- A Class Asbestos Limited			
IDEAL LAP TIME : 53.915		BEST LAP TIME : 53.915		DIFFERENCE : 0.000			
LAP	SECTOR 1	SECTOR 2	LAP TIME	MPH	DIFF	TIME OF DAY	
1 -	36.791	23.720	1:00.511	71.86	6.596	09:40:25.966	
2 -	34.587	22.986	57.573	75.53	3.658	09:41:23.539	
3 -	34.579	22.483	57.062	76.20	3.147	09:42:20.601	
4 -	33.824	22.337	56.161	77.43	2.246	09:43:16.762	
5 -	33.953	22.004	55.957	77.71	2.042	09:44:12.719	
6 -	33.203	22.159	55.362	78.54	1.447	09:45:08.081	
7 -	32.741	22.034	54.775 (3)	79.39	0.860	09:46:02.856	
8 -	33.060	21.787	54.847	79.28	0.932	09:46:57.703	
9 -	32.606	22.191	54.797	79.35	0.882	09:47:52.500	
10 -	32.412	21.503	53.915 (1)	80.65		09:48:46.415	
11 -	32.516	21.585	54.101 (2)	80.37	0.186	09:49:40.516	

P20 123 C		James VINCER		Suzuki GSXR R - John Butcher Bros			
IDEAL LAP TIME : 53.993		BEST LAP TIME : 54.074		DIFFERENCE : 0.081			
LAP	SECTOR 1	SECTOR 2	LAP TIME	MPH	DIFF	TIME OF DAY	
1 -	36.308	22.752	59.060	73.63	4.986	09:40:33.611	
2 -	36.395	22.063	58.458	74.38	4.384	09:41:32.069	
3 -	34.173	22.080	56.253	77.30	2.179	09:42:28.322	
4 -	33.050	22.062	55.112	78.90	1.038	09:43:23.434	
5 -	33.625	21.494	55.119	78.89	1.045	09:44:18.553	
6 -	32.828	21.449	54.277 (3)	80.11	0.203	09:45:12.830	
7 -	32.850	21.682	54.532	79.74	0.458	09:46:07.362	
8 -	32.660	21.414	54.074 (1)	80.41		09:47:01.436	
9 -	32.976	21.662	54.638	79.58	0.564	09:47:56.074	
10 -	32.881	21.333	54.214 (2)	80.21	0.140	09:48:50.288	
11 -	32.843	21.726	54.569	79.69	0.495	09:49:44.857	

BMCRC - MRO Championships 2024 - Rnd 1 @ Brands Hatch Indy

Reactive Parts MRO Powerbikes inc Clubman 1000 & MRO Retro 1000s

QUALIFYING - SECTOR ANALYSIS



SECTOR 1 = FL to I1, SECTOR 2 = I1 to FL, DIFF = Difference To Personal Best Lap, P = Crossed Finish Line in Pit Lane, D = Time Disallowed

P21 71		Mark PARRETT		- Chas Mortimer Ltd			
IDEAL LAP TIME : 54.139		BEST LAP TIME : 54.139		DIFFERENCE : 0.000			
LAP	SECTOR 1	SECTOR 2	LAP TIME	MPH	DIFF	TIME OF DAY	
1 -	41.518	23.513	1:05.031	66.86	10.892	09:40:39.409	
2 -	35.849	22.566	58.415	74.44	4.276	09:41:37.824	
3 -	34.091	22.385	56.476	76.99	2.337	09:42:34.300	
4 -	34.274	22.087	56.361	77.15	2.222	09:43:30.661	
5 -	33.298	21.564	54.862	79.26	0.723	09:44:25.523	
6 -	33.172	21.679	54.851 (3)	79.28	0.712	09:45:20.374	
7 -	33.675	21.574	55.249	78.70	1.110	09:46:15.623	
8 -	32.970	21.169	54.139 (1)	80.32		09:47:09.762	
9 -	34.191	22.333	56.524	76.93	2.385	09:48:06.286	
10 -	33.119	21.543	54.662 (2)	79.55	0.523	09:49:00.948	

P22 333		Andrew HOUGHTON		BMW S1000RR - Techoir			
IDEAL LAP TIME : 54.167		BEST LAP TIME : 54.167		DIFFERENCE : 0.000			
LAP	SECTOR 1	SECTOR 2	LAP TIME	MPH	DIFF	TIME OF DAY	
1 -	OUTLAP	23.333	1:03.772	68.18	9.605	09:40:39.545	
2 -	34.782	22.673	57.455	75.68	3.288	09:41:37.000	
3 -	34.400	22.109	56.509	76.95	2.342	09:42:33.509	
4 -	34.440	21.995	56.435	77.05	2.268	09:43:29.944	
5 -	33.545	21.690	55.235	78.72	1.068	09:44:25.179	
6 -	33.131	21.645	54.776 (2)	79.38	0.609	09:45:19.955	
7 -	33.362	21.530	54.892 (3)	79.22	0.725	09:46:14.847	
8 -	32.842	21.325	54.167 (1)	80.28		09:47:09.014	

P23 96 Ret_C		Pete SCOTT		Suzuki GSXR1000K5 - South Hill MOT Centre			
IDEAL LAP TIME : 53.812		BEST LAP TIME : 54.221		DIFFERENCE : 0.409			
LAP	SECTOR 1	SECTOR 2	LAP TIME	MPH	DIFF	TIME OF DAY	
1 -	38.378	23.677	1:02.055	70.07	7.834	09:40:40.657	
2 -	35.652	22.822	58.474	74.36	4.253	09:41:39.131	
3 -	35.003	22.447	57.450	75.69	3.229	09:42:36.581	
4 -	34.763	22.303	57.066	76.20	2.845	09:43:33.647	
5 -	33.087	22.026	55.113 (3)	78.90	0.892	09:44:28.760	
6 -	35.182	22.507	57.689	75.38	3.468	09:45:26.449	
7 -	34.324	21.718	56.042	77.59	1.821	09:46:22.491	
8 -	33.198	21.974	55.172	78.81	0.951	09:47:17.663	
9 -	32.705	21.516	54.221 (1)	80.20		09:48:11.884	
10 -	32.296	22.074	54.370 (2)	79.98	0.149	09:49:06.254	

P24 43		David WILLIAMS		Yamaha R1 -			
IDEAL LAP TIME : 54.404		BEST LAP TIME : 54.441		DIFFERENCE : 0.037			
LAP	SECTOR 1	SECTOR 2	LAP TIME	MPH	DIFF	TIME OF DAY	
1 -	OUTLAP	21.977	1:00.649	71.70	6.208	09:41:31.373	
2 -	34.814	22.043	56.857	76.48	2.416	09:42:28.230	
3 -	34.663	21.721	56.384	77.12	1.943	09:43:24.614	
4 -	33.746	21.430	55.176	78.81	0.735	09:44:19.790	
5 -	33.385	21.169	54.554 (2)	79.71	0.113	09:45:14.344	
6 -	33.420	21.271	54.691	79.51	0.250	09:46:09.035	
7 -	33.331	21.226	54.557 (3)	79.70	0.116	09:47:03.592	
8 -	33.759	21.182	54.941	79.15	0.500	09:47:58.533	
9 -	33.235	21.206	54.441 (1)	79.87		09:48:52.974	
10 -	33.707	21.485	55.192	78.79	0.751	09:49:48.166	

BMCRC - MRO Championships 2024 - Rnd 1 @ Brands Hatch Indy

Reactive Parts MRO Powerbikes inc Clubman 1000 & MRO Retro 1000s

QUALIFYING - SECTOR ANALYSIS



SECTOR 1 = FL to I1, SECTOR 2 = I1 to FL, DIFF = Difference To Personal Best Lap, P = Crossed Finish Line in Pit Lane, D = Time Disallowed

P25 11 Ret_C Roberto Di GREGORIO			Aprilia RSV4 FACTORY - Physio Healthy			
IDEAL LAP TIME : 54.873		BEST LAP TIME : 55.091		DIFFERENCE : 0.218		
LAP	SECTOR 1	SECTOR 2	LAP TIME	MPH	DIFF	TIME OF DAY
1 -	38.667	22.421	1:01.088	71.18	5.997	09:40:29.223
2 -	34.637	21.954	56.591	76.84	1.500	09:41:25.814
3 -	33.953	21.772	55.725	78.03	0.634	09:42:21.539
4 -	34.658	21.410	56.068	77.55	0.977	09:43:17.607
5 -	35.145	22.438	57.583	75.51	2.492	09:44:15.190
6 -	34.944	22.202	57.146	76.09	2.055	09:45:12.336
7 -	34.087	21.657	55.744	78.01	0.653	09:46:08.080
8 -	33.763	21.412	55.175 (2)	78.81	0.084	09:47:03.255
9 -	34.136	21.719	55.855	77.85	0.764	09:47:59.110
10 -	33.689	21.402	55.091 (1)	78.93		09:48:54.201
11 -	33.999	21.184	55.183 (3)	78.80	0.092	09:49:49.384

P26 4 Ret_C Hayden KILLWORTH			Suzuki GSXR 1000 - @GreenPlantUK & H11xy			
IDEAL LAP TIME : 55.499		BEST LAP TIME : 55.536		DIFFERENCE : 0.037		
LAP	SECTOR 1	SECTOR 2	LAP TIME	MPH	DIFF	TIME OF DAY
1 -	39.014	22.873	1:01.887	70.26	6.351	09:40:37.406
2 -	34.975	22.011	56.986	76.31	1.450	09:41:34.392
3 -	34.293	22.704	56.997	76.29	1.461	09:42:31.389
4 -	34.964	21.967	56.931 (3)	76.38	1.395	09:43:28.320
5 -	34.189	21.634	55.823 (2)	77.89	0.287	09:44:24.143
6 -	33.865	21.671	55.536 (1)	78.30		09:45:19.679

P27 169 Ret_C Cory SMITH			-			
IDEAL LAP TIME : 55.715		BEST LAP TIME : 55.773		DIFFERENCE : 0.058		
LAP	SECTOR 1	SECTOR 2	LAP TIME	MPH	DIFF	TIME OF DAY
1 -	42.379	24.942	1:07.321	64.59	11.548	09:41:12.779
2 -	38.433	24.041	1:02.474	69.60	6.701	09:42:15.253
3 -	37.139	23.750	1:00.889	71.41	5.116	09:43:16.142
4 -	36.148	22.775	58.923	73.80	3.150	09:44:15.065
5 -	34.863	22.509	57.372	75.79	1.599	09:45:12.437
6 -	34.832	21.887	56.719	76.66	0.946	09:46:09.156
7 -	34.022	21.751	55.773 (1)	77.96		09:47:04.929
8 -	33.964	21.892	55.856 (2)	77.85	0.083	09:48:00.785
9 -	34.017	21.921	55.938 (3)	77.73	0.165	09:48:56.723

P28 274 Ret_C Stewart LATIMER			- Fat Bloke Racing RR			
IDEAL LAP TIME : 57.553		BEST LAP TIME : 57.563		DIFFERENCE : 0.010		
LAP	SECTOR 1	SECTOR 2	LAP TIME	MPH	DIFF	TIME OF DAY
1 -	39.374	23.499	1:02.873	69.16	5.310	09:40:34.533
2 -	36.622	23.006	59.628	72.92	2.065	09:41:34.161
3 -	35.754	22.887	58.641	74.15	1.078	09:42:32.802
4 -	35.386	22.554	57.940 (3)	75.05	0.377	09:43:30.742
5 -	35.268	22.661	57.929 (2)	75.06	0.366	09:44:28.671
6 -	34.999	22.564	57.563 (1)	75.54		09:45:26.234
7 -	36.168	23.020	59.188	73.47	1.625	09:46:25.422

BMCRC - MRO Championships 2024 - Rnd 1 @ Brands Hatch Indy

Reactive Parts MRO Powerbikes inc Clubman 1000 & MRO Retro 1000s

QUALIFYING - BEST SECTORS

SECTOR 1			SECTOR 2			IDEAL / BEST COMPARISON						
POS	NO	NAME	TIME	NO	NAME	TIME	POS	NO	NAME	IDEAL	BEST	DIFF
									PERFECT LAP	48.178		
1	26	WAINWRIGHT	28.906	26	WAINWRIGHT	19.272	1	26	WAINWRIGHT	48.178	48.489	0.311
2	65	BAKER	30.159	65	BAKER	19.790	2	65	BAKER	49.949	49.949	0.000
3	818	SYMON	30.798	818	SYMON	19.921	3	818	SYMON	50.719	50.719	0.000
4	10	DUNNING	30.861	134	GILBERT	20.169	4	10	DUNNING	51.039	51.101	0.062
5	99	BUTTERWORTH	30.955	10	DUNNING	20.178	5	99	BUTTERWORTH	51.208	51.208	0.000
6	152	MANTELL	31.092	99	BUTTERWORTH	20.253	6	24	MANLEY	51.506	51.908	0.402
7	24	MANLEY	31.160	24	MANLEY	20.346	7	152	MANTELL	51.601	51.866	0.265
8	188	KRAWIECKI	31.339	31	MACRAE	20.414	8	31	MACRAE	51.756	51.903	0.147
9	31	MACRAE	31.342	152	MANTELL	20.509	9	134	GILBERT	51.833	51.833	0.000
10	102	FEARN	31.597	361	WHITEHALL	20.523	10	188	KRAWIECKI	52.042	52.042	0.000
11	134	GILBERT	31.664	102	FEARN	20.678	11	102	FEARN	52.275	52.455	0.180
12	13	MERCER	32.077	188	KRAWIECKI	20.703	12	13	MERCER	52.859	52.859	0.000
13	184	TWYFORD	32.079	13	MERCER	20.782	13	184	TWYFORD	53.213	53.213	0.000
14	96	SCOTT	32.296	48	COLLINS	21.059	14	361	WHITEHALL	53.291	53.291	0.000
15	97	STROUD	32.412	23	PAES	21.064	15	84	DELLOW	53.578	53.658	0.080
16	84	DELLOW	32.427	184	TWYFORD	21.134	16	48	COLLINS	53.676	53.676	0.000
17	48	COLLINS	32.617	84	DELLOW	21.151	17	23	PAES	53.682	53.874	0.192
18	23	PAES	32.618	71	PARRETT	21.169	18	96	SCOTT	53.812	54.221	0.409
19	123	VINCER	32.660	43	WILLIAMS	21.169	19	97	STROUD	53.915	53.915	0.000
20	361	WHITEHALL	32.768	11	GREGORIO	21.184	20	123	VINCER	53.993	54.074	0.081
21	333	HOUGHTON	32.842	333	HOUGHTON	21.325	21	71	PARRETT	54.139	54.139	0.000
22	71	PARRETT	32.970	123	VINCER	21.333	22	333	HOUGHTON	54.167	54.167	0.000
23	43	WILLIAMS	33.235	97	STROUD	21.503	23	43	WILLIAMS	54.404	54.441	0.037
24	11	GREGORIO	33.689	96	SCOTT	21.516	24	11	GREGORIO	54.873	55.091	0.218
25	4	KILLWORTH	33.865	4	KILLWORTH	21.634	25	4	KILLWORTH	55.499	55.536	0.037
26	169	SMITH	33.964	169	SMITH	21.751	26	169	SMITH	55.715	55.773	0.058
27	274	LATIMER	34.999	274	LATIMER	22.554	27	274	LATIMER	57.553	57.563	0.010
28							28	34	CHEESEMAN		52.089	

BMCRC - MRO Championships 2024 - Rnd 1 @ Brands Hatch Indy

Reactive Parts MRO Powerbikes inc Clubman 1000 & MRO Retro 1000s

QUALIFYING - STATISTICS

Competitors Started 28
Planned Start 2024-03-16 @ 09:36:00.000
Actual Start 2024-03-16 @ 09:38:56.062
Finish Time 2024-03-16 @ 09:48:57.463
Track Length 1.2079mi.
Total Laps 266
Total Distance Covered 321.3135mi.

Session Fastest Lap History

NO	CL	NAME	LAP TIME	TIME OF DAY	LAP	VEHICLE
26		Josh WAINWRIGHT	54.367	09:40:19.866	1	Honda CBR1000
26		Josh WAINWRIGHT	49.648	09:41:09.515	2	Honda CBR1000
26		Josh WAINWRIGHT	48.489	09:42:48.182	4	Honda CBR1000

Flag History

TYPE	TIME OF DAY
GREEN	09:38:56.062
FINISH	09:48:57.463

Flag Statistics

TYPE	COUNT	TOTAL LAPS	TOTAL TIME
Green	1	11	11:12.795
Red	0	0	0.000
Safety Car	0	0	0.000
FCY	0	0	0.000

BMCRC - MRO Championships 2024 - Rnd 1 @ Brands Hatch Indy

Reactive Parts MRO Powerbikes inc Clubman 1000 & MRO Retro 1000s

QUALIFYING - STATISTICS

CLASS :

10 Starters

Fastest Lap History

NO	NAME	LAP TIME	TIME OF DAY	LAP	VEHICLE
26	Josh WAINWRIGHT	54.367	09:40:19.866	1	Honda CBR1000
26	Josh WAINWRIGHT	49.648	09:41:09.515	2	Honda CBR1000
26	Josh WAINWRIGHT	48.489	09:42:48.182	4	Honda CBR1000

BMCRC - MRO Championships 2024 - Rnd 1 @ Brands Hatch Indy

Reactive Parts MRO Powerbikes inc Clubman 1000 & MRO Retro 1000s

QUALIFYING - STATISTICS

CLASS : C

7 Starters

Fastest Lap History

NO	NAME	LAP TIME	TIME OF DAY	LAP	VEHICLE
97	Antony STROUD	1:00.511	09:40:25.999	1	
123	James VINCER	59.060	09:40:33.636	1	Suzuki GSXR R
24	Callum MANLEY	57.309	09:40:44.466	1	Kawasaki ZX10R
84	Martyn DELLOW	55.938	09:41:30.227	2	Suzuki GSXR1000
24	Callum MANLEY	55.351	09:41:39.821	2	Kawasaki ZX10R
84	Martyn DELLOW	54.338	09:42:24.564	3	Suzuki GSXR1000
34	Ben CHEESEMAN	53.379	09:42:24.899	3	Kawasaki ZX10RR
34	Ben CHEESEMAN	53.148	09:43:18.047	4	Kawasaki ZX10RR
24	Callum MANLEY	52.765	09:43:26.199	4	Kawasaki ZX10R
34	Ben CHEESEMAN	52.103	09:45:04.826	6	Kawasaki ZX10RR
34	Ben CHEESEMAN	52.089	09:45:56.915	7	Kawasaki ZX10RR
24	Callum MANLEY	51.989	09:47:49.421	9	Kawasaki ZX10R
24	Callum MANLEY	51.908	09:48:41.330	10	Kawasaki ZX10R

BMCRC - MRO Championships 2024 - Rnd 1 @ Brands Hatch Indy

Reactive Parts MRO Powerbikes inc Clubman 1000 & MRO Retro 1000s

QUALIFYING - STATISTICS

CLASS : Ret_C

9 Starters

Fastest Lap History

NO	NAME	LAP TIME	TIME OF DAY	LAP	VEHICLE
99	Steven BUTTERWORTH	58.803	09:40:27.489	1	Yamaha R1
31	Max MACRAE	57.157	09:40:31.278	1	Yamaha R1
99	Steven BUTTERWORTH	55.959	09:41:23.449	2	Yamaha R1
13	Daniel MERCER	55.544	09:41:23.740	2	Honda CBR1000RR
31	Max MACRAE	54.957	09:41:26.259	2	Yamaha R1
99	Steven BUTTERWORTH	53.943	09:42:17.391	3	Yamaha R1
102	James FEARN	53.642	09:42:25.836	3	Suzuki GSXR1000
99	Steven BUTTERWORTH	52.581	09:43:09.971	4	Yamaha R1
99	Steven BUTTERWORTH	52.347	09:44:02.319	5	Yamaha R1
99	Steven BUTTERWORTH	51.963	09:44:54.281	6	Yamaha R1
99	Steven BUTTERWORTH	51.656	09:46:38.019	8	Yamaha R1
99	Steven BUTTERWORTH	51.208	09:48:21.574	10	Yamaha R1

BMCRC - MRO Championships 2024 - Rnd 1 @ Brands Hatch Indy

Reactive Parts MRO Powerbikes inc Clubman 1000 & MRO Retro 1000s

QUALIFYING - STATISTICS

CLASS : Ret_N

2 Starters

Fastest Lap History

NO	NAME	LAP TIME	TIME OF DAY	LAP	VEHICLE
818	Alex SYMON	59.664	09:40:34.939	1	Kawasaki ZX10R
818	Alex SYMON	55.459	09:41:30.398	2	Kawasaki ZX10R
818	Alex SYMON	52.668	09:42:23.067	3	Kawasaki ZX10R
818	Alex SYMON	52.075	09:44:08.881	5	Kawasaki ZX10R
818	Alex SYMON	51.170	09:45:00.052	6	Kawasaki ZX10R
818	Alex SYMON	50.942	09:46:42.882	8	Kawasaki ZX10R
818	Alex SYMON	50.719	09:49:16.965	11	Kawasaki ZX10R



BMCRC - MRO Championships 2024 - Rnd 1 @ Brands Hatch Indy

Reactive Parts MRO Powerbikes inc Clubman 1000 & MRO Retro 1000s

RACE 4 - GRID (9 Laps)

ROW 10	30		29	63	Matthew WREN	28	274	Stewart LATIMER	57.563
ROW 9			27	169	Cory SMITH	26	4	Hayden KILLWORTH	55.773 55.536 55.091
ROW 8			24	43	David WILLIAMS	23	96	Pete SCOTT	54.441 54.221 54.167
ROW 7			21	71	Mark PARRETT	20	123	James VINCER	54.139 54.074 53.915
ROW 6			18	23	Jason PAES	17	48	Aaron COLLINS	53.874 53.676 53.658
ROW 5			15	361	Ryan WHITEHALL	14	184	David TWYFORD	53.291 53.213 52.859
ROW 4			12	102	James FEARN	11	34	Ben CHEESEMAN	52.455 52.089 52.042
ROW 3			9	24	Callum MANLEY	8	31	Max MACRAE	51.908 51.903 51.866
ROW 2			6	134	Donald GILBERT	5	99	Steven BUTTERWORTH	51.833 51.208 51.101
ROW 1			3	818	Alex SYMON	2	65	Peter BAKER	50.719 49.949 48.489
						1	26	Josh WAINWRIGHT	
									Pole

These results are provisional until the conclusion of any judicial and technical matters.

Brands Hatch Indy: 1.2079 miles

Clerk Of Course:	Stewards:	Timekeeper:	<i>Craig Smith</i>	
------------------	-----------	-------------	--------------------	--

Results can be found at www.tsl-timing.com

Printed - 09:51 Saturday, 16 March 2024





BMCRC - MRO Championships 2024 - Rnd 1 @ Brands Hatch Indy

Reactive Parts MRO Powerbikes inc Clubman 1000 & MRO Retro 1000s

RACE 4 - CLASSIFICATION

Race Distance: 9 Laps / 10.87 miles

POS	NO	CL	PIC	NAME	ENTRY	LAPS	TIME	GAP	DIFF	MPH	BEST	ON	GRD	↑↓
1	26		1	Josh WAINWRIGHT	Honda CBR1000 - JW MOT Centre	9	7:22.790			88.38	48.198	3	1	0
2	65		2	Peter BAKER	Kawasaki ZX10R - TJ & Peter Baker M/C. Dodfrey Engineeri	9	7:31.034	8.244	8.244	86.77	49.026	8	2	0
3	818	Ret_N	1	Alex SYMON	Kawasaki ZX10R - MCW	9	7:32.136	9.346	1.102	86.56	49.249	8	3	0
4	24	C	1	Callum MANLEY	Kawasaki ZX10R - Bec's Sweets	9	7:40.976	18.186	8.840	84.90	49.699	9	9	5
5	31	Ret_C	1	Max MACRAE	Yamaha R1 - MacRae Racing	9	7:43.017	20.227	2.041	84.52	50.388	3	8	3
6	99	Ret_C	2	Steven BUTTERWORTH	Yamaha R1 -	9	7:43.158	20.368	0.141	84.50	50.695	2	5	-1
7	10		3	Ross DUNNING	BMW 1000RR - Surrey Glazing	9	7:43.308	20.518	0.150	84.47	50.453	7	4	-3
8	134		4	Donald GILBERT	Suzuki GSXR1000 - S and N tyres	9	7:43.622	20.832	0.314	84.41	49.732	6	6	-2
9	188		5	Dawid KRAWIECKI	Yamaha R1 - Code Blue LTD & D A East Electrical	9	7:44.053	21.263	0.431	84.33	50.400	2	10	1
10	152		6	Barry MANTELL	Kawasaki ZX10R - Swedish Car Connection	9	7:44.536	21.746	0.483	84.25	50.483	8	7	-3
11	361		7	Ryan WHITEHALL	Yamaha R1 - WR Racing	9	7:54.366	31.576	9.830	82.50	51.329	7	15	4
12	84	C	2	Martyn DELLOW	Suzuki GSXR1000 - Kirdford Shotblasting	9	7:56.009	33.219	1.643	82.21	51.756	9	16	4
13	102	Ret_C	3	James FEARN	Suzuki GSXR1000 -	9	7:56.373	33.583	0.364	82.15	51.508	6	12	-1
14	13	Ret_C	4	Daniel MERCER	Honda CBR1000RR - Merc&Co Racing	9	7:57.832	35.042	1.459	81.90	51.781	7	13	-1
15	48	C	3	Aaron COLLINS	BMW S1000RR - Precision Installations	9	7:58.343	35.553	0.511	81.81	51.214	9	17	2
16	34	C	4	Ben CHEESEMAN	Kawasaki ZX10RR - BCH Services Kent Ltd	9	8:04.243	41.453	5.900	80.82	51.575	9	11	-5
17	97	C	5	Antony STROUD	- A Class Asbestos Limited	9	8:04.297	41.507	0.054	80.81	52.205	7	19	2
18	46	Ret_C	5	Simon GATES	Yamaha YZF R1 - T.A Roden LTD/Canine Plus Hydro	9	8:04.813	42.023	0.516	80.72	52.112	8	31	13
19	333		8	Andrew HOUGHTON	BMW S1000RR - Techoir	9	8:07.416	44.626	2.603	80.29	52.422	9	22	3
20	123	C	6	James VINCER	Suzuki GSXR R - John Butcher Bros	9	8:08.188	45.398	0.772	80.16	53.052	5	20	0
21	71		9	Mark PARRETT	- Chas Mortimer Ltd	9	8:09.720	46.930	1.532	79.91	52.974	5	21	0
22	43		10	David WILLIAMS	Yamaha R1 -	9	8:10.080	47.290	0.360	79.85	52.187	2	24	2
23	23	C	7	Jason PAES	Aprilia RSV4 - J&R Electrical Ltd	9	8:10.250	47.460	0.170	79.83	52.928	5	18	-5
24	96	Ret_C	6	Pete SCOTT	Suzuki GSXR1000K5 - South Hill MOT Centre	9	8:10.807	48.017	0.557	79.74	52.141	6	23	-1
25	169	Ret_C	7	Cory SMITH	-	9	8:15.492	52.702	4.685	78.98	53.154	9	27	2
26	4	Ret_C	8	Hayden KILLWORTH	Suzuki GSXR 1000 - @GreenPlantUK & H11xy	8	7:22.873	1 Lap	1 Lap	78.55	53.523	8	26	0
27	63*	Ret_N	2	Matthew WREN	Suzuki GSXR1000 - TBR Performance	8	7:23.787	1 Lap	0.914	78.39	53.905	7	29	2
28	11	Ret_C	9	Roberto Di GREGORIO	Aprilia RSV4 FACTORY - Physio Healthy	8	7:30.204	1 Lap	6.417	77.27	54.076	3	25	-3

NOT CLASSIFIED

DNF	3	Ret_C		Chad HASHMI	Suzuki GSXR1000 -	3	2:39.683	6 Laps	5 Laps	81.69	50.345	2	30	
DNF	184	Ret_N		David TWYFORD	Honda FIREBLADE SP - IMP Racing, MHP, RODOC	2	1:49.370	7 Laps	1 Lap	79.52	50.951	2	14	

FASTEST LAP

26				Josh WAINWRIGHT	Honda CBR1000 - JW MOT Centre	3	48.198			90.22 mph		145.20 kph	
818	Ret_N			Alex SYMON	Kawasaki ZX10R - MCW	8	49.249			88.29 mph		142.10 kph	
24	C			Callum MANLEY	Kawasaki ZX10R - Bec's Sweets	9	49.699			87.49 mph		140.81 kph	
3	Ret_C			Chad HASHMI	Suzuki GSXR1000 -	2	50.345			86.37 mph		139.00 kph	

Comments:

* No. 63 - Please fit a working transponder

Class - 92.5% of Race Speed = 81.75 mph
 Class Ret_N - 92.5% of Race Speed = 80.06 mph
 Class C - 92.5% of Race Speed = 78.53 mph
 Class Ret_C - 92.5% of Race Speed = 78.18 mph

Weather / Track : Cloudy / Dry

Date: 16/03/2024 Start: 12:06 Finish: 12:13
Brands Hatch Indy: 1.2079 miles

These results are provisional until the conclusion of any judicial and technical matters.

Clerk Of Course:	Stewards:	Timekeeper:	<i>Craig Smith</i>	
------------------	-----------	-------------	--------------------	--

Results can be found at www.tsl-timing.com

Printed - 12:22 Saturday, 16 March 2024



BMCRC - MRO Championships 2024 - Rnd 1 @ Brands Hatch Indy

Reactive Parts MRO Powerbikes inc Clubman 1000 & MRO Retro 1000s

RACE 4 - LAP CHART

LAP 1 @ 12:06:53.564			LAP 3 @ 12:08:30.057			LAP 5 @ 12:10:07.086			LAP 7 @ 12:11:44.694			LAP 9 @ 12:13:24.012		
NO	BEHIND	LAP TIME	NO	BEHIND	LAP TIME	NO	BEHIND	LAP TIME	NO	BEHIND	LAP TIME	NO	BEHIND	LAP TIME
26		52.342	26		48.198	26		48.688	26		49.028	26		50.034
818	1.446	53.788	134	4.727	49.782	134	7.832	50.186	65	9.143	49.108	4	1 Lap	53.523
134	1.656	53.998	818	5.168	50.397	65	8.173	49.857	818	9.831	49.375	63	1 Lap	54.731
10	3.475	55.817	65	6.069	49.081	818	8.509	50.313	31	17.560	50.843			
99	3.715	56.057	31	8.424	50.388	31	13.325	51.163	24	17.805	50.481			
31	3.842	56.184	10	8.658	50.870	188	13.685	50.464	99	17.935	50.927			
65	3.920	56.262	99	8.744	50.827	99	13.696	51.135	10	18.185	50.453			
188	4.531	56.873	188	9.099	50.661	24	13.846	50.458	134	18.454	58.498			
152	4.827	57.169	24	9.931	50.041	10	14.638	51.652	188	18.833	51.187			
13	5.569	57.911	3	10.848	51.345	152	15.437	50.497	152	19.450	50.952			
24	5.621	57.963	152	10.988	51.513	84	21.746	52.263	361	27.832	51.329			
3	5.651	57.993	84	14.376	52.134	361	21.990	51.430	84	28.848	52.303			
184	6.077	58.419	361	15.053	53.035	13	23.117	52.591	102	29.183	52.079			
361	6.357	58.699	13	15.094	53.588	102	23.204	52.203	13	29.707	51.781			
102	6.721	59.063	102	15.255	52.751	48	27.068	53.109	48	32.245	51.438			
84	6.801	59.143	43	16.856	53.142	43	27.814	53.962	97	36.042	52.205			
43	8.020	1:00.362	48	18.494	53.092	123	28.406	53.052	46	36.742	52.420			
48	8.414	1:00.756	123	18.578	53.241	46	28.550	53.072	34	37.174	52.163			
123	8.515	1:00.857	46	18.821	53.137	97	28.829	52.861	43	37.589	53.920			
46	8.534	1:00.876	97	19.474	53.056	71	29.287	52.974	123	38.082	53.951			
97	9.050	1:01.392	71	19.912	53.398	23	29.630	52.928	71	38.396	53.702			
71	9.366	1:01.708	23	20.262	53.400	333	30.011	52.800	23	38.634	53.533			
23	9.742	1:02.084	333	20.444	53.311	34	30.191	52.732	333	38.669	53.040			
63	10.210	1:02.552	34	20.699	52.328	96	31.657	52.611	96	39.219	53.029			
4	10.878	1:03.220	63	22.543	54.296	63	34.731	54.521	169	44.978	53.407			
333	10.939	1:03.281	96	22.895	54.050	4	35.158	54.073	63	45.584	53.905			
96	11.212	1:03.554	4	23.283	53.909	169	35.574	53.581	4	45.878	53.853			
169	11.745	1:04.087	169	23.675	53.825	11	37.817	55.129						
34	11.805	1:04.147	11	24.056	54.076									
11	12.064	1:04.406												

LAP 2 @ 12:07:41.859			LAP 4 @ 12:09:18.398			LAP 6 @ 12:10:55.666			LAP 8 @ 12:12:33.978							
NO	BEHIND	LAP TIME	NO	BEHIND	LAP TIME	NO	BEHIND	LAP TIME	NO	BEHIND	LAP TIME					
26		48.295	26		48.341	26		48.580	26		49.284					
818	2.969	49.818	134	6.334	49.948	134	8.984	49.732	11	1 Lap	55.359					
134	3.143	49.782	818	6.884	50.057	65	9.063	49.470	65	8.885	49.026					
65	5.186	49.561	65	7.004	49.276	818	9.484	49.555	818	9.796	49.249					
10	5.986	50.806	31	10.850	50.767	31	15.745	51.000	24	18.521	50.000					
99	6.115	50.695	99	11.249	50.846	99	16.036	50.920	31	19.391	51.115					
31	6.234	50.687	10	11.674	51.357	24	16.352	51.086	99	19.585	50.934					
188	6.636	50.400	188	11.909	51.151	188	16.674	51.569	10	19.688	50.787					
152	7.673	51.141	24	12.076	50.486	10	16.760	50.702	134	19.893	50.723					
3	7.701	50.345	152	13.628	50.981	152	17.526	50.669	188	20.278	50.729					
24	8.088	50.762	84	18.171	52.136	361	25.531	52.121	152	20.649	50.483					
184	8.733	50.951	13	19.214	52.461	84	25.573	52.407	361	30.110	51.562					
13	9.704	52.430	361	19.248	52.536	102	26.132	51.508	84	31.497	51.933					
361	10.216	52.154	102	19.689	52.775	13	26.954	52.417	102	31.958	52.059					
84	10.440	51.934	43	22.540	54.025	48	29.835	51.347	13	32.365	51.942					
102	10.702	52.276	48	22.647	52.494	43	32.697	53.463	48	34.373	51.412					
43	11.912	52.187	123	24.042	53.805	97	32.865	52.616	97	39.076	52.318					
123	13.535	53.315	46	24.166	53.686	123	33.159	53.333	46	39.570	52.112					
48	13.600	53.481	97	24.656	53.523	46	33.350	53.380	34	39.912	52.022					
46	13.882	53.643	71	25.001	53.430	71	33.722	53.015	123	42.141	53.343					
97	14.616	53.861	23	25.390	53.469	34	34.039	52.428	333	42.238	52.853					
71	14.712	53.641	333	25.899	53.796	23	34.129	53.079	43	42.951	54.646					
23	15.060	53.613	34	26.147	53.789	333	34.657	53.226	71	43.105	53.993					
333	15.331	52.687	96	27.734	53.180	96	35.218	52.141	96	43.301	53.366					
63	16.445	54.530	63	28.898	54.696	169	40.599	53.605	23	43.666	54.316					
34	16.569	53.059	4	29.773	54.831	63	40.707	54.556	169	49.582	53.888					
96	17.043	54.126	169	30.681	55.347	4	41.053	54.475								
4	17.572	54.989	11	31.376	55.661	11	43.829	54.592								
169	18.048	54.598														
11	18.178	54.409														

BMCRC - MRO Championships 2024 - Rnd 1 @ Brands Hatch Indy

Reactive Parts MRO Powerbikes inc Clubman 1000 & MRO Retro 1000s

RACE 4 - POSITION CHART

No	Name	Lap Pos												
			1	2	3	4	5	6	7	8	9	10		
26	WAINWRIGHT	1	26	26	26	26	26	26	26	26	26	26	26	26
65	BAKER	2	818	818	134	134	134	134	65	65	65			
818	SYMON	3	134	134	818	818	65	65	818	818	818			
10	DUNNING	4	10	65	65	65	818	818	31	24	24			
99	BUTTERWORTH	5	99	10	31	31	31	31	24	31	31			
134	GILBERT	6	31	99	10	99	188	99	99	99	99			
152	MANTELL	7	65	31	99	10	99	24	10	10	10			
31	MACRAE	8	188	188	188	188	24	188	134	134	134			
24	MANLEY	9	152	152	24	24	10	10	188	188	188			
188	KRAWIECKI	10	13	3	3	152	152	152	152	152	152			
34	CHEESEMAN	11	24	24	152	84	84	361	361	361	361			
102	FEARN	12	3	184	84	13	361	84	84	84	84			
13	MERCER	13	184	13	361	361	13	102	102	102	102			
184	TWYFORD	14	361	361	13	102	102	13	13	13	13			
361	WHITEHALL	15	102	84	102	43	48	48	48	48	48			
84	DELLOW	16	84	102	43	48	43	43	97	97	34			
48	COLLINS	17	43	43	48	123	123	97	46	46	97			
23	PAES	18	48	123	123	46	46	123	34	34	46			
97	STROUD	19	123	48	46	97	97	46	43	123	333			
123	VINCER	20	46	46	97	71	71	71	123	333	123			
71	PARRETT	21	97	97	71	23	23	34	71	43	71			
333	HOUGHTON	22	71	71	23	333	333	23	23	71	43			
96	SCOTT	23	23	23	333	34	34	333	333	96	23			
43	WILLIAMS	24	63	333	34	96	96	96	96	23	96			
11	GREGORIO	25	4	63	63	63	63	169	169	169	169			
4	KILLWORTH	26	333	34	96	4	4	63	63	4				
169	SMITH	27	96	96	4	169	169	4	4	63				
63	WREN	28	169	4	169	11	11	11	11	11				
46	GATES	29	34	169	11									
3	HASHMI	30	11	11										

BMCRC - MRO Championships 2024 - Rnd 1 @ Brands Hatch Indy

Reactive Parts MRO Powerbikes inc Clubman 1000 & MRO Retro 1000s

RACE 4 - SECTOR ANALYSIS



SECTOR 1 = FL to I1, SECTOR 2 = I1 to FL, DIFF = Difference To Personal Best Lap, P = Crossed Finish Line in Pit Lane, D = Time Disallowed

P1 26		Josh WAINWRIGHT		Honda CBR1000 - JW MOT Centre			
IDEAL LAP TIME : 48.047		BEST LAP TIME : 48.198		DIFFERENCE : 0.151			
LAP	SECTOR 1	SECTOR 2	LAP TIME	MPH	DIFF	TIME OF DAY	
1 -		19.170	52.342	83.08	4.144	12:06:53.564	
2 -	28.985	19.310	48.295 (2)	90.04	0.097	12:07:41.859	
3 -	28.877	19.321	48.198 (1)	90.22		12:08:30.057	
4 -	28.908	19.433	48.341 (3)	89.95	0.143	12:09:18.398	
5 -	29.186	19.502	48.688	89.31	0.490	12:10:07.086	
6 -	29.058	19.522	48.580	89.51	0.382	12:10:55.666	
7 -	29.398	19.630	49.028	88.69	0.830	12:11:44.694	
8 -	29.478	19.806	49.284	88.23	1.086	12:12:33.978	
9 -	29.561	20.473	50.034	86.91	1.836	12:13:24.012	

P2 65		Peter BAKER		Kawasaki ZX10R - TJ & Peter Baker M/C. Dodfrey Engineering			
IDEAL LAP TIME : 48.821		BEST LAP TIME : 49.026		DIFFERENCE : 0.205			
LAP	SECTOR 1	SECTOR 2	LAP TIME	MPH	DIFF	TIME OF DAY	
1 -		19.993	56.262	77.29	7.236	12:06:57.484	
2 -	29.467	20.094	49.561	87.74	0.535	12:07:47.045	
3 -	29.569	19.512	49.081 (2)	88.60	0.055	12:08:36.126	
4 -	29.746	19.530	49.276	88.24	0.250	12:09:25.402	
5 -	29.822	20.035	49.857	87.22	0.831	12:10:15.259	
6 -	29.674	19.796	49.470	87.90	0.444	12:11:04.729	
7 -	29.353	19.755	49.108 (3)	88.55	0.082	12:11:53.837	
8 -	29.309	19.717	49.026 (1)	88.69		12:12:42.863	
9 -	29.474	19.919	49.393	88.04	0.367	12:13:32.256	

P3 818 Ret_N		Alex SYMON		Kawasaki ZX10R - MCW			
IDEAL LAP TIME : 49.236		BEST LAP TIME : 49.249		DIFFERENCE : 0.013			
LAP	SECTOR 1	SECTOR 2	LAP TIME	MPH	DIFF	TIME OF DAY	
1 -		19.753	53.788	80.84	4.539	12:06:55.010	
2 -	30.048	19.770	49.818	87.28	0.569	12:07:44.828	
3 -	30.489	19.908	50.397	86.28	1.148	12:08:35.225	
4 -	30.253	19.804	50.057	86.87	0.808	12:09:25.282	
5 -	30.352	19.961	50.313	86.43	1.064	12:10:15.595	
6 -	29.872	19.683	49.555 (3)	87.75	0.306	12:11:05.150	
7 -	29.744	19.631	49.375 (2)	88.07	0.126	12:11:54.525	
8 -	29.605	19.644	49.249 (1)	88.29		12:12:43.774	
9 -	29.770	19.814	49.584	87.70	0.335	12:13:33.358	

P4 24 C		Callum MANLEY		Kawasaki ZX10R - Bec's Sweets			
IDEAL LAP TIME : 49.573		BEST LAP TIME : 49.699		DIFFERENCE : 0.126			
LAP	SECTOR 1	SECTOR 2	LAP TIME	MPH	DIFF	TIME OF DAY	
1 -		20.294	57.963	75.02	8.264	12:06:59.185	
2 -	30.801	19.961	50.762	85.66	1.063	12:07:49.947	
3 -	30.246	19.795	50.041 (3)	86.90	0.342	12:08:39.988	
4 -	30.533	19.953	50.486	86.13	0.787	12:09:30.474	
5 -	30.548	19.910	50.458	86.18	0.759	12:10:20.932	
6 -	30.859	20.227	51.086	85.12	1.387	12:11:12.018	
7 -	30.238	20.243	50.481	86.14	0.782	12:12:02.499	
8 -	30.316	19.684	50.000 (2)	86.97	0.301	12:12:52.499	
9 -	29.889	19.810	49.699 (1)	87.49		12:13:42.198	

BMCRC - MRO Championships 2024 - Rnd 1 @ Brands Hatch Indy

Reactive Parts MRO Powerbikes inc Clubman 1000 & MRO Retro 1000s

RACE 4 - SECTOR ANALYSIS



SECTOR 1 = FL to I1, SECTOR 2 = I1 to FL, DIFF = Difference To Personal Best Lap, P = Crossed Finish Line in Pit Lane, D = Time Disallowed

P5 31 Ret_C Max MACRAE		Yamaha R1 - MacRae Racing				
IDEAL LAP TIME : 50.325		BEST LAP TIME : 50.388		DIFFERENCE : 0.063		
LAP	SECTOR 1	SECTOR 2	LAP TIME	MPH	DIFF	TIME OF DAY
1 -		20.227	56.184	77.39	5.796	12:06:57.406
2 -	30.757	19.930	50.687 (2)	85.79	0.299	12:07:48.093
3 -	30.395	19.993	50.388 (1)	86.30		12:08:38.481
4 -	30.697	20.070	50.767 (3)	85.65	0.379	12:09:29.248
5 -	30.884	20.279	51.163	84.99	0.775	12:10:20.411
6 -	30.920	20.080	51.000	85.26	0.612	12:11:11.411
7 -	30.627	20.216	50.843	85.53	0.455	12:12:02.254
8 -	30.999	20.116	51.115	85.07	0.727	12:12:53.369
9 -	30.570	20.300	50.870	85.48	0.482	12:13:44.239

P6 99 Ret_C Steven BUTTERWORTH		Yamaha R1 -				
IDEAL LAP TIME : 50.587		BEST LAP TIME : 50.695		DIFFERENCE : 0.108		
LAP	SECTOR 1	SECTOR 2	LAP TIME	MPH	DIFF	TIME OF DAY
1 -		20.434	56.057	77.57	5.362	12:06:57.279
2 -	30.496	20.199	50.695 (1)	85.77		12:07:47.974
3 -	30.670	20.157	50.827 (3)	85.55	0.132	12:08:38.801
4 -	30.608	20.238	50.846	85.52	0.151	12:09:29.647
5 -	30.611	20.524	51.135	85.04	0.440	12:10:20.782
6 -	30.654	20.266	50.920	85.40	0.225	12:11:11.702
7 -	30.446	20.481	50.927	85.38	0.232	12:12:02.629
8 -	30.793	20.141	50.934	85.37	0.239	12:12:53.563
9 -	30.446	20.371	50.817 (2)	85.57	0.122	12:13:44.380

P7 10 Ross DUNNING		BMW 1000RR - Surrey Glazing				
IDEAL LAP TIME : 50.238		BEST LAP TIME : 50.453		DIFFERENCE : 0.215		
LAP	SECTOR 1	SECTOR 2	LAP TIME	MPH	DIFF	TIME OF DAY
1 -		20.431	55.817	77.90	5.364	12:06:57.039
2 -	30.437	20.369	50.806	85.59	0.353	12:07:47.845
3 -	30.333	20.537	50.870	85.48	0.417	12:08:38.715
4 -	31.032	20.325	51.357	84.67	0.904	12:09:30.072
5 -	31.260	20.392	51.652	84.19	1.199	12:10:21.724
6 -	30.283	20.419	50.702 (2)	85.76	0.249	12:11:12.426
7 -	30.186	20.267	50.453 (1)	86.19		12:12:02.879
8 -	30.735	20.052	50.787 (3)	85.62	0.334	12:12:53.666
9 -	30.457	20.407	50.864	85.49	0.411	12:13:44.530

P8 134 Donald GILBERT		Suzuki GSXR1000 - S and N tyres				
IDEAL LAP TIME : 49.504		BEST LAP TIME : 49.732		DIFFERENCE : 0.228		
LAP	SECTOR 1	SECTOR 2	LAP TIME	MPH	DIFF	TIME OF DAY
1 -		19.622	53.998	80.53	4.266	12:06:55.220
2 -	30.062	19.720	49.782 (2)	87.35	0.050	12:07:45.002
3 -	30.028	19.754	49.782 (2)	87.35	0.050	12:08:34.784
4 -	30.134	19.814	49.948	87.06	0.216	12:09:24.732
5 -	30.367	19.819	50.186	86.64	0.454	12:10:14.918
6 -	29.882	19.850	49.732 (1)	87.44		12:11:04.650
7 -	38.593	19.905	58.498	74.33	8.766	12:12:03.148
8 -	30.588	20.135	50.723	85.73	0.991	12:12:53.871
9 -	30.662	20.311	50.973	85.31	1.241	12:13:44.844

BMCRC - MRO Championships 2024 - Rnd 1 @ Brands Hatch Indy

Reactive Parts MRO Powerbikes inc Clubman 1000 & MRO Retro 1000s

RACE 4 - SECTOR ANALYSIS



SECTOR 1 = FL to I1, SECTOR 2 = I1 to FL, DIFF = Difference To Personal Best Lap, P = Crossed Finish Line in Pit Lane, D = Time Disallowed

P9 188		Dawid KRAWIECKI		Yamaha R1 - Code Blue LTD & D A East Electrical			
IDEAL LAP TIME : 50.362		BEST LAP TIME : 50.400		DIFFERENCE : 0.038			
LAP	SECTOR 1	SECTOR 2	LAP TIME	MPH	DIFF	TIME OF DAY	
1 -		20.509	56.873	76.46	6.473	12:06:58.095	
2 -	30.392	20.008	50.400 (1)	86.28		12:07:48.495	
3 -	30.439	20.222	50.661 (3)	85.83	0.261	12:08:39.156	
4 -	31.161	19.990	51.151	85.01	0.751	12:09:30.307	
5 -	30.372	20.092	50.464 (2)	86.17	0.064	12:10:20.771	
6 -	30.883	20.686	51.569	84.32	1.169	12:11:12.340	
7 -	31.049	20.138	51.187	84.95	0.787	12:12:03.527	
8 -	30.549	20.180	50.729	85.72	0.329	12:12:54.256	
9 -	30.563	20.456	51.019	85.23	0.619	12:13:45.275	

P10 152		Barry MANTELL		Kawaskai ZX10R - Swedish Car Connection			
IDEAL LAP TIME : 50.483		BEST LAP TIME : 50.483		DIFFERENCE : 0.000			
LAP	SECTOR 1	SECTOR 2	LAP TIME	MPH	DIFF	TIME OF DAY	
1 -		20.405	57.169	76.06	6.686	12:06:58.391	
2 -	30.576	20.565	51.141	85.03	0.658	12:07:49.532	
3 -	31.242	20.271	51.513	84.41	1.030	12:08:41.045	
4 -	30.838	20.143	50.981	85.29	0.498	12:09:32.026	
5 -	30.360	20.137	50.497 (2)	86.11	0.014	12:10:22.523	
6 -	30.443	20.226	50.669 (3)	85.82	0.186	12:11:13.192	
7 -	30.629	20.323	50.952	85.34	0.469	12:12:04.144	
8 -	30.360	20.123	50.483 (1)	86.13		12:12:54.627	
9 -	30.579	20.552	51.131	85.04	0.648	12:13:45.758	

P11 361		Ryan WHITEHALL		Yamaha R1 - WR Racing			
IDEAL LAP TIME : 51.187		BEST LAP TIME : 51.329		DIFFERENCE : 0.142			
LAP	SECTOR 1	SECTOR 2	LAP TIME	MPH	DIFF	TIME OF DAY	
1 -		20.567	58.699	74.08	7.370	12:06:59.921	
2 -	31.660	20.494	52.154	83.38	0.825	12:07:52.075	
3 -	32.185	20.850	53.035	81.99	1.706	12:08:45.110	
4 -	32.246	20.290	52.536	82.77	1.207	12:09:37.646	
5 -	31.033	20.397	51.430 (2)	84.55	0.101	12:10:29.076	
6 -	31.461	20.660	52.121	83.43	0.792	12:11:21.197	
7 -	30.947	20.382	51.329 (1)	84.72		12:12:12.526	
8 -	31.237	20.325	51.562	84.33	0.233	12:13:04.088	
9 -	31.260	20.240	51.500 (3)	84.43	0.171	12:13:55.588	

P12 84 C		Martyn DELLOW		Suzuki GSXR1000 - Kirdford Shotblasting			
IDEAL LAP TIME : 51.755		BEST LAP TIME : 51.756		DIFFERENCE : 0.001			
LAP	SECTOR 1	SECTOR 2	LAP TIME	MPH	DIFF	TIME OF DAY	
1 -		20.791	59.143	73.52	7.387	12:07:00.365	
2 -	31.398	20.536	51.934 (3)	83.73	0.178	12:07:52.299	
3 -	31.219	20.915	52.134	83.41	0.378	12:08:44.433	
4 -	31.460	20.676	52.136	83.40	0.380	12:09:36.569	
5 -	31.631	20.632	52.263	83.20	0.507	12:10:28.832	
6 -	31.605	20.802	52.407	82.97	0.651	12:11:21.239	
7 -	31.739	20.564	52.303	83.14	0.547	12:12:13.542	
8 -	31.381	20.552	51.933 (2)	83.73	0.177	12:13:05.475	
9 -	31.220	20.536	51.756 (1)	84.02		12:13:57.231	

BMCRC - MRO Championships 2024 - Rnd 1 @ Brands Hatch Indy

Reactive Parts MRO Powerbikes inc Clubman 1000 & MRO Retro 1000s

RACE 4 - SECTOR ANALYSIS



SECTOR 1 = FL to I1, SECTOR 2 = I1 to FL, DIFF = Difference To Personal Best Lap, P = Crossed Finish Line in Pit Lane, D = Time Disallowed

P13 102 Ret_C James FEARN		Suzuki GSXR1000 -				
IDEAL LAP TIME : 51.461		BEST LAP TIME : 51.508		DIFFERENCE : 0.047		
LAP	SECTOR 1	SECTOR 2	LAP TIME	MPH	DIFF	TIME OF DAY
1 -		20.944	59.063	73.62	7.555	12:07:00.285
2 -	31.908	20.368	52.276	83.18	0.768	12:07:52.561
3 -	32.144	20.607	52.751	82.43	1.243	12:08:45.312
4 -	32.274	20.501	52.775	82.39	1.267	12:09:38.087
5 -	31.697	20.506	52.203	83.30	0.695	12:10:30.290
6 -	31.251	20.257	51.508 (1)	84.42		12:11:21.798
7 -	31.455	20.624	52.079	83.50	0.571	12:12:13.877
8 -	31.537	20.522	52.059 (3)	83.53	0.551	12:13:05.936
9 -	31.204	20.455	51.659 (2)	84.17	0.151	12:13:57.595

P14 13 Ret_C Daniel MERCER		Honda CBR1000RR - Merc&Co Racing				
IDEAL LAP TIME : 51.680		BEST LAP TIME : 51.781		DIFFERENCE : 0.101		
LAP	SECTOR 1	SECTOR 2	LAP TIME	MPH	DIFF	TIME OF DAY
1 -		20.615	57.911	75.09	6.130	12:06:59.133
2 -	31.807	20.623	52.430	82.94	0.649	12:07:51.563
3 -	31.970	21.618	53.588	81.14	1.807	12:08:45.151
4 -	31.829	20.632	52.461	82.89	0.680	12:09:37.612
5 -	31.957	20.634	52.591	82.68	0.810	12:10:30.203
6 -	31.968	20.449	52.417 (3)	82.96	0.636	12:11:22.620
7 -	31.231	20.550	51.781 (1)	83.98		12:12:14.401
8 -	31.439	20.503	51.942 (2)	83.72	0.161	12:13:06.343
9 -	31.970	20.741	52.711	82.49	0.930	12:13:59.054

P15 48 C Aaron COLLINS		BMW S1000RR - Precision Installations				
IDEAL LAP TIME : 51.138		BEST LAP TIME : 51.214		DIFFERENCE : 0.076		
LAP	SECTOR 1	SECTOR 2	LAP TIME	MPH	DIFF	TIME OF DAY
1 -		21.436	1:00.756	71.57	9.542	12:07:01.978
2 -	32.838	20.643	53.481	81.31	2.267	12:07:55.459
3 -	32.234	20.858	53.092	81.90	1.878	12:08:48.551
4 -	32.037	20.457	52.494	82.84	1.280	12:09:41.045
5 -	32.623	20.486	53.109	81.88	1.895	12:10:34.154
6 -	30.991	20.356	51.347 (2)	84.69	0.133	12:11:25.501
7 -	30.956	20.482	51.438	84.54	0.224	12:12:16.939
8 -	31.059	20.353	51.412 (3)	84.58	0.198	12:13:08.351
9 -	31.032	20.182	51.214 (1)	84.91		12:13:59.565

P16 34 C Ben CHEESEMAN		Kawasaki ZX10RR - BCH Services Kent Ltd				
IDEAL LAP TIME : 51.575		BEST LAP TIME : 51.575		DIFFERENCE : 0.000		
LAP	SECTOR 1	SECTOR 2	LAP TIME	MPH	DIFF	TIME OF DAY
1 -		21.964	1:04.147	67.79	12.572	12:07:05.369
2 -	31.922	21.137	53.059	81.95	1.484	12:07:58.428
3 -	31.441	20.887	52.328	83.10	0.753	12:08:50.756
4 -	33.006	20.783	53.789	80.84	2.214	12:09:44.545
5 -	32.148	20.584	52.732	82.46	1.157	12:10:37.277
6 -	31.769	20.659	52.428	82.94	0.853	12:11:29.705
7 -	31.454	20.709	52.163 (3)	83.36	0.588	12:12:21.868
8 -	31.527	20.495	52.022 (2)	83.59	0.447	12:13:13.890
9 -	31.123	20.452	51.575 (1)	84.31		12:14:05.465

BMCRC - MRO Championships 2024 - Rnd 1 @ Brands Hatch Indy

Reactive Parts MRO Powerbikes inc Clubman 1000 & MRO Retro 1000s

RACE 4 - SECTOR ANALYSIS



SECTOR 1 = FL to I1, SECTOR 2 = I1 to FL, DIFF = Difference To Personal Best Lap, P = Crossed Finish Line in Pit Lane, D = Time Disallowed

P17 97 C		Antony STROUD		- A Class Asbestos Limited		
IDEAL LAP TIME : 51.884		BEST LAP TIME : 52.205		DIFFERENCE : 0.321		
LAP	SECTOR 1	SECTOR 2	LAP TIME	MPH	DIFF	TIME OF DAY
1 -		21.480	1:01.392	70.83	9.187	12:07:02.614
2 -	32.682	21.179	53.861	80.73	1.656	12:07:56.475
3 -	31.975	21.081	53.056	81.96	0.851	12:08:49.531
4 -	32.732	20.791	53.523	81.24	1.318	12:09:43.054
5 -	32.218	20.643	52.861	82.26	0.656	12:10:35.915
6 -	31.478	21.138	52.616	82.64	0.411	12:11:28.531
7 -	31.241	20.964	52.205 (1)	83.29		12:12:20.736
8 -	31.468	20.850	52.318 (2)	83.11	0.113	12:13:13.054
9 -	31.498	20.967	52.465 (3)	82.88	0.260	12:14:05.519

P18 46 Ret_C		Simon GATES		Yamaha YZF R1 - T.A Roden LTD / Canine Plus Hydro		
IDEAL LAP TIME : 52.112		BEST LAP TIME : 52.112		DIFFERENCE : 0.000		
LAP	SECTOR 1	SECTOR 2	LAP TIME	MPH	DIFF	TIME OF DAY
1 -		21.269	1:00.876	71.43	8.764	12:07:02.098
2 -	32.748	20.895	53.643	81.06	1.531	12:07:55.741
3 -	32.201	20.936	53.137	81.83	1.025	12:08:48.878
4 -	32.818	20.868	53.686	81.00	1.574	12:09:42.564
5 -	32.233	20.839	53.072	81.93	0.960	12:10:35.636
6 -	32.170	21.210	53.380	81.46	1.268	12:11:29.016
7 -	31.799	20.621	52.420 (2)	82.95	0.308	12:12:21.436
8 -	31.589	20.523	52.112 (1)	83.44		12:13:13.548
9 -	31.733	20.754	52.487 (3)	82.85	0.375	12:14:06.035

P19 333		Andrew HOUGHTON		BMW S1000RR - Techoir		
IDEAL LAP TIME : 52.299		BEST LAP TIME : 52.422		DIFFERENCE : 0.123		
LAP	SECTOR 1	SECTOR 2	LAP TIME	MPH	DIFF	TIME OF DAY
1 -		21.899	1:03.281	68.71	10.859	12:07:04.503
2 -	31.759	20.928	52.687 (2)	82.53	0.265	12:07:57.190
3 -	32.243	21.068	53.311	81.57	0.889	12:08:50.501
4 -	32.832	20.964	53.796	80.83	1.374	12:09:44.297
5 -	32.094	20.706	52.800 (3)	82.35	0.378	12:10:37.097
6 -	32.286	20.940	53.226	81.70	0.804	12:11:30.323
7 -	31.747	21.293	53.040	81.98	0.618	12:12:23.363
8 -	32.040	20.813	52.853	82.27	0.431	12:13:16.216
9 -	31.593	20.829	52.422 (1)	82.95		12:14:08.638

P20 123 C		James VINCER		Suzuki GSXR R - John Butcher Bros		
IDEAL LAP TIME : 52.548		BEST LAP TIME : 53.052		DIFFERENCE : 0.504		
LAP	SECTOR 1	SECTOR 2	LAP TIME	MPH	DIFF	TIME OF DAY
1 -		21.855	1:00.857	71.45	7.805	12:07:02.079
2 -	32.235	21.080	53.315	81.56	0.263	12:07:55.394
3 -	32.038	21.203	53.241 (2)	81.67	0.189	12:08:48.635
4 -	32.813	20.992	53.805	80.82	0.753	12:09:42.440
5 -	32.228	20.824	53.052 (1)	81.96		12:10:35.492
6 -	32.284	21.049	53.333	81.53	0.281	12:11:28.825
7 -	32.465	21.486	53.951	80.60	0.899	12:12:22.776
8 -	32.519	20.824	53.343	81.52	0.291	12:13:16.119
9 -	31.724	21.567	53.291 (3)	81.60	0.239	12:14:09.410

BMCRC - MRO Championships 2024 - Rnd 1 @ Brands Hatch Indy

Reactive Parts MRO Powerbikes inc Clubman 1000 & MRO Retro 1000s

RACE 4 - SECTOR ANALYSIS



SECTOR 1 = FL to I1, SECTOR 2 = I1 to FL, DIFF = Difference To Personal Best Lap, P = Crossed Finish Line in Pit Lane, D = Time Disallowed

P21 71		Mark PARRETT		- Chas Mortimer Ltd			
IDEAL LAP TIME : 52.874		BEST LAP TIME : 52.974		DIFFERENCE : 0.100			
LAP	SECTOR 1	SECTOR 2	LAP TIME	MPH	DIFF	TIME OF DAY	
1 -		21.387	1:01.708	70.47	8.734	12:07:02.930	
2 -	32.594	21.047	53.641	81.06	0.667	12:07:56.571	
3 -	32.231	21.167	53.398 (3)	81.43	0.424	12:08:49.969	
4 -	32.638	20.792	53.430	81.38	0.456	12:09:43.399	
5 -	32.208	20.766	52.974 (1)	82.08		12:10:36.373	
6 -	32.108	20.907	53.015 (2)	82.02	0.041	12:11:29.388	
7 -	32.265	21.437	53.702	80.97	0.728	12:12:23.090	
8 -	32.772	21.221	53.993	80.54	1.019	12:13:17.083	
9 -	32.948	20.911	53.859	80.74	0.885	12:14:10.942	

P22 43		David WILLIAMS		Yamaha R1 -			
IDEAL LAP TIME : 52.187		BEST LAP TIME : 52.187		DIFFERENCE : 0.000			
LAP	SECTOR 1	SECTOR 2	LAP TIME	MPH	DIFF	TIME OF DAY	
1 -		21.218	1:00.362	72.04	8.175	12:07:01.584	
2 -	31.678	20.509	52.187 (1)	83.32		12:07:53.771	
3 -	32.262	20.880	53.142 (2)	81.82	0.955	12:08:46.913	
4 -	32.827	21.198	54.025	80.49	1.838	12:09:40.938	
5 -	32.941	21.021	53.962	80.58	1.775	12:10:34.900	
6 -	32.394	21.069	53.463 (3)	81.33	1.276	12:11:28.363	
7 -	32.600	21.320	53.920	80.64	1.733	12:12:22.283	
8 -	33.156	21.490	54.646	79.57	2.459	12:13:16.929	
9 -	33.159	21.214	54.373	79.97	2.186	12:14:11.302	

P23 23 C		Jason PAES		Aprilia RSV4 - J&R Electrical Ltd			
IDEAL LAP TIME : 52.693		BEST LAP TIME : 52.928		DIFFERENCE : 0.235			
LAP	SECTOR 1	SECTOR 2	LAP TIME	MPH	DIFF	TIME OF DAY	
1 -		21.561	1:02.084	70.04	9.156	12:07:03.306	
2 -	32.325	21.288	53.613	81.11	0.685	12:07:56.919	
3 -	32.291	21.109	53.400 (3)	81.43	0.472	12:08:50.319	
4 -	32.602	20.867	53.469	81.32	0.541	12:09:43.788	
5 -	32.111	20.817	52.928 (1)	82.16		12:10:36.716	
6 -	31.876	21.203	53.079 (2)	81.92	0.151	12:11:29.795	
7 -	31.960	21.573	53.533	81.23	0.605	12:12:23.328	
8 -	32.986	21.330	54.316	80.06	1.388	12:13:17.644	
9 -	32.680	21.148	53.828	80.78	0.900	12:14:11.472	

P24 96 Ret_C		Pete SCOTT		Suzuki GSXR1000K5 - South Hill MOT Centre			
IDEAL LAP TIME : 52.047		BEST LAP TIME : 52.141		DIFFERENCE : 0.094			
LAP	SECTOR 1	SECTOR 2	LAP TIME	MPH	DIFF	TIME OF DAY	
1 -		21.554	1:03.554	68.42	11.413	12:07:04.776	
2 -	32.679	21.447	54.126	80.34	1.985	12:07:58.902	
3 -	32.604	21.446	54.050	80.45	1.909	12:08:52.952	
4 -	32.561	20.619	53.180	81.77	1.039	12:09:46.132	
5 -	31.631	20.980	52.611 (2)	82.65	0.470	12:10:38.743	
6 -	31.428	20.713	52.141 (1)	83.40		12:11:30.884	
7 -	31.556	21.473	53.029 (3)	82.00	0.888	12:12:23.913	
8 -	32.241	21.125	53.366	81.48	1.225	12:13:17.279	
9 -	33.426	21.324	54.750	79.42	2.609	12:14:12.029	

BMCRC - MRO Championships 2024 - Rnd 1 @ Brands Hatch Indy

Reactive Parts MRO Powerbikes inc Clubman 1000 & MRO Retro 1000s

RACE 4 - SECTOR ANALYSIS



SECTOR 1 = FL to I1, SECTOR 2 = I1 to FL, DIFF = Difference To Personal Best Lap, P = Crossed Finish Line in Pit Lane, D = Time Disallowed

P25		169 Ret_C Cory SMITH					
IDEAL LAP TIME : 52.951		BEST LAP TIME : 53.154		DIFFERENCE : 0.203			
LAP	SECTOR 1	SECTOR 2	LAP TIME	MPH	DIFF	TIME OF DAY	
1 -		21.660	1:04.087	67.85	10.933	12:07:05.309	
2 -	33.236	21.362	54.598	79.64	1.444	12:07:59.907	
3 -	32.534	21.291	53.825	80.79	0.671	12:08:53.732	
4 -	34.035	21.312	55.347	78.56	2.193	12:09:49.079	
5 -	32.431	21.150	53.581 (3)	81.15	0.427	12:10:42.660	
6 -	32.304	21.301	53.605	81.12	0.451	12:11:36.265	
7 -	32.027	21.380	53.407 (2)	81.42	0.253	12:12:29.672	
8 -	32.384	21.504	53.888	80.69	0.734	12:13:23.560	
9 -	31.801	21.353	53.154 (1)	81.81		12:14:16.714	

P26		4 Ret_C Hayden KILLWORTH		Suzuki GSXR 1000 - @GreenPlantUK & H11xy			
IDEAL LAP TIME : 53.523		BEST LAP TIME : 53.523		DIFFERENCE : 0.000			
LAP	SECTOR 1	SECTOR 2	LAP TIME	MPH	DIFF	TIME OF DAY	
1 -		22.026	1:03.220	68.78	9.697	12:07:04.442	
2 -	33.655	21.334	54.989	79.08	1.466	12:07:59.431	
3 -	32.565	21.344	53.909 (3)	80.66	0.386	12:08:53.340	
4 -	33.680	21.151	54.831	79.30	1.308	12:09:48.171	
5 -	32.996	21.077	54.073	80.42	0.550	12:10:42.244	
6 -	33.338	21.137	54.475	79.82	0.952	12:11:36.719	
7 -	32.632	21.221	53.853 (2)	80.74	0.330	12:12:30.572	
8 -	32.530	20.993	53.523 (1)	81.24		12:13:24.095	

P27		63 Ret_N Matthew WREN		Suzuki GSXR1000 - TBR Performance			
IDEAL LAP TIME :		BEST LAP TIME : 53.905		DIFFERENCE :			
LAP	SECTOR 1	SECTOR 2	LAP TIME	MPH	DIFF	TIME OF DAY	
1 -			1:02.552	69.51	8.647	12:07:03.774	
2 -			54.530	79.74	0.625	12:07:58.304	
3 -			54.296 (2)	80.09	0.391	12:08:52.600	
4 -			54.696	79.50	0.791	12:09:47.296	
5 -			54.521 (3)	79.76	0.616	12:10:41.817	
6 -			54.556	79.70	0.651	12:11:36.373	
7 -			53.905 (1)	80.67		12:12:30.278	
8 -			54.731	79.45	0.826	12:13:25.009	

P28		11 Ret_C Roberto Di GREGORIO		Aprilia RSV4 FACTORY - Physio Healthy			
IDEAL LAP TIME : 53.947		BEST LAP TIME : 54.076		DIFFERENCE : 0.129			
LAP	SECTOR 1	SECTOR 2	LAP TIME	MPH	DIFF	TIME OF DAY	
1 -		21.651	1:04.406	67.51	10.330	12:07:05.628	
2 -	33.405	21.004	54.409 (2)	79.92	0.333	12:08:00.037	
3 -	33.164	20.912	54.076 (1)	80.41		12:08:54.113	
4 -	34.440	21.221	55.661	78.12	1.585	12:09:49.774	
5 -	33.918	21.211	55.129	78.88	1.053	12:10:44.903	
6 -	33.035	21.557	54.592 (3)	79.65	0.516	12:11:39.495	
7 -	33.893	21.466	55.359	78.55	1.283	12:12:34.854	
8 -	34.028	22.544	56.572	76.86	2.496	12:13:31.426	

P29		3 Ret_C Chad HASHMI		Suzuki GSXR1000 -			
IDEAL LAP TIME : 50.332		BEST LAP TIME : 50.345		DIFFERENCE : 0.013			
LAP	SECTOR 1	SECTOR 2	LAP TIME	MPH	DIFF	TIME OF DAY	
1 -		20.340	57.993	74.98	7.648	12:06:59.215	
2 -	29.992	20.353	50.345 (1)	86.37		12:07:49.560	
3 -	30.906	20.439	51.345 (2)	84.69	1.000	12:08:40.905	

BMCRC - MRO Championships 2024 - Rnd 1 @ Brands Hatch Indy

Reactive Parts MRO Powerbikes inc Clubman 1000 & MRO Retro 1000s

RACE 4 - SECTOR ANALYSIS



SECTOR 1 = FL to I1, SECTOR 2 = I1 to FL, DIFF = Difference To Personal Best Lap, P = Crossed Finish Line in Pit Lane, D = Time Disallowed

P30	184	Ret_N	David TWYFORD	Honda FIREBLADE SP - IMP Racing, MHP, RODOC		
IDEAL LAP TIME : 50.940		BEST LAP TIME : 50.951		DIFFERENCE : 0.011		
LAP	SECTOR 1	SECTOR 2	LAP TIME	MPH	DIFF	TIME OF DAY
1 -		20.443	58.419	74.43	7.468	12:06:59.641
2 -	30.497	20.454	50.951 (1)	85.34		12:07:50.592

BMCRC - MRO Championships 2024 - Rnd 1 @ Brands Hatch Indy

Reactive Parts MRO Powerbikes inc Clubman 1000 & MRO Retro 1000s

RACE 4 - BEST SECTORS

SECTOR 1			SECTOR 2			IDEAL / BEST COMPARISON						
POS	NO	NAME	TIME	NO	NAME	TIME	POS	NO	NAME	IDEAL	BEST	DIFF
									PERFECT LAP	48.047		
1	26	WAINWRIGHT	28.877	26	WAINWRIGHT	19.170	1	26	WAINWRIGHT	48.047	48.198	0.151
2	65	BAKER	29.309	65	BAKER	19.512	2	65	BAKER	48.821	49.026	0.205
3	818	SYMON	29.605	134	GILBERT	19.622	3	818	SYMON	49.236	49.249	0.013
4	134	GILBERT	29.882	818	SYMON	19.631	4	134	GILBERT	49.504	49.732	0.228
5	24	MANLEY	29.889	24	MANLEY	19.684	5	24	MANLEY	49.573	49.699	0.126
6	3	HASHMI	29.992	31	MACRAE	19.930	6	10	DUNNING	50.238	50.453	0.215
7	10	DUNNING	30.186	188	KRAWIECKI	19.990	7	31	MACRAE	50.325	50.388	0.063
8	152	MANTELL	30.360	10	DUNNING	20.052	8	3	HASHMI	50.332	50.345	0.013
9	188	KRAWIECKI	30.372	152	MANTELL	20.123	9	188	KRAWIECKI	50.362	50.400	0.038
10	31	MACRAE	30.395	99	BUTTERWORTH	20.141	10	152	MANTELL	50.483	50.483	0.000
11	99	BUTTERWORTH	30.446	48	COLLINS	20.182	11	99	BUTTERWORTH	50.587	50.695	0.108
12	184	TWYFORD	30.497	361	WHITEHALL	20.240	12	184	TWYFORD	50.940	50.951	0.011
13	361	WHITEHALL	30.947	102	FEARN	20.257	13	48	COLLINS	51.138	51.214	0.076
14	48	COLLINS	30.956	3	HASHMI	20.340	14	361	WHITEHALL	51.187	51.329	0.142
15	34	CHEESEMAN	31.123	184	TWYFORD	20.443	15	102	FEARN	51.461	51.508	0.047
16	102	FEARN	31.204	13	MERCER	20.449	16	34	CHEESEMAN	51.575	51.575	0.000
17	84	DELLOW	31.219	34	CHEESEMAN	20.452	17	13	MERCER	51.680	51.781	0.101
18	13	MERCER	31.231	43	WILLIAMS	20.509	18	84	DELLOW	51.755	51.756	0.001
19	97	STROUD	31.241	46	GATES	20.523	19	97	STROUD	51.884	52.205	0.321
20	96	SCOTT	31.428	84	DELLOW	20.536	20	96	SCOTT	52.047	52.141	0.094
21	46	GATES	31.589	96	SCOTT	20.619	21	46	GATES	52.112	52.112	0.000
22	333	HOUGHTON	31.593	97	STROUD	20.643	22	43	WILLIAMS	52.187	52.187	0.000
23	43	WILLIAMS	31.678	333	HOUGHTON	20.706	23	333	HOUGHTON	52.299	52.422	0.123
24	123	VINCER	31.724	71	PARRETT	20.766	24	123	VINCER	52.548	53.052	0.504
25	169	SMITH	31.801	23	PAES	20.817	25	23	PAES	52.693	52.928	0.235
26	23	PAES	31.876	123	VINCER	20.824	26	71	PARRETT	52.874	52.974	0.100
27	71	PARRETT	32.108	11	GREGORIO	20.912	27	169	SMITH	52.951	53.154	0.203
28	4	KILLWORTH	32.530	4	KILLWORTH	20.993	28	4	KILLWORTH	53.523	53.523	0.000
29	11	GREGORIO	33.035	169	SMITH	21.150	29	11	GREGORIO	53.947	54.076	0.129
30							30	63	WREN		53.905	

BMCRC - MRO Championships 2024 - Rnd 1 @ Brands Hatch Indy

Reactive Parts MRO Powerbikes inc Clubman 1000 & MRO Retro 1000s

RACE 4 - STATISTICS

Competitors Started 30
Planned Start 2024-03-16 @ 11:48:00.000
Actual Start 2024-03-16 @ 12:06:01.221
Finish Time 2024-03-16 @ 12:13:24.011
Track Length 1.2079mi.
Total Laps 254
Total Distance Covered 306.8181mi.

Session Fastest Lap History

NO	CL	NAME	LAP TIME	TIME OF DAY	LAP	VEHICLE
26		Josh WAINWRIGHT	48.295	12:07:41.882	2	Honda CBR1000
26		Josh WAINWRIGHT	48.198	12:08:30.080	3	Honda CBR1000

Session Leader History

NO	CL	NAME	FROM LAP	LAPS LED	DISTANCE	VEHICLE
26		Josh WAINWRIGHT	1	9	10.87 miles	Honda CBR1000

Flag History

TYPE	TIME OF DAY
GREEN	12:06:01.221
FINISH	12:13:24.011

Flag Statistics

TYPE	COUNT	TOTAL LAPS	TOTAL TIME
Green	1	9	8:33.385
Red	0	0	0.000
Safety Car	0	0	0.000
FCY	0	0	0.000

BMCRC - MRO Championships 2024 - Rnd 1 @ Brands Hatch Indy

Reactive Parts MRO Powerbikes inc Clubman 1000 & MRO Retro 1000s

RACE 4 - STATISTICS

CLASS :

10 Starters

Fastest Lap History

NO	NAME	LAP TIME	TIME OF DAY	LAP	VEHICLE
26	Josh WAINWRIGHT	48.295	12:07:41.882	2	Honda CBR1000
26	Josh WAINWRIGHT	48.198	12:08:30.080	3	Honda CBR1000

Leader History

NO	NAME	FROM LAP	LAPS LED	DISTANCE	VEHICLE
26	Josh WAINWRIGHT	1	9	10.87 miles	Honda CBR1000

BMCRC - MRO Championships 2024 - Rnd 1 @ Brands Hatch Indy

Reactive Parts MRO Powerbikes inc Clubman 1000 & MRO Retro 1000s

RACE 4 - STATISTICS

CLASS : C

7 Starters

Fastest Lap History

NO	NAME	LAP TIME	TIME OF DAY	LAP	VEHICLE
24	Callum MANLEY	50.762	12:07:49.977	2	Kawasaki ZX10R
24	Callum MANLEY	50.041	12:08:40.017	3	Kawasaki ZX10R
24	Callum MANLEY	50.000	12:12:52.527	8	Kawasaki ZX10R
24	Callum MANLEY	49.699	12:13:42.227	9	Kawasaki ZX10R

Leader History

NO	NAME	FROM LAP	LAPS LED	DISTANCE	VEHICLE
24	Callum MANLEY	1	9	10.87 miles	Kawasaki ZX10R

BMCRC - MRO Championships 2024 - Rnd 1 @ Brands Hatch Indy

Reactive Parts MRO Powerbikes inc Clubman 1000 & MRO Retro 1000s

RACE 4 - STATISTICS

CLASS : Ret_C

10 Starters

Fastest Lap History

NO	NAME	LAP TIME	TIME OF DAY	LAP	VEHICLE
99	Steven BUTTERWORTH	50.695	12:07:47.986	2	Yamaha R1
31	Max MACRAE	50.687	12:07:48.113	2	Yamaha R1
3	Chad HASHMI	50.345	12:07:49.560	2	Suzuki GSXR1000

Leader History

NO	NAME	FROM LAP	LAPS LED	DISTANCE	VEHICLE
99	Steven BUTTERWORTH	1	2	2.41 miles	Yamaha R1
31	Max MACRAE	3	7	8.45 miles	Yamaha R1

BMCRC - MRO Championships 2024 - Rnd 1 @ Brands Hatch Indy

Reactive Parts MRO Powerbikes inc Clubman 1000 & MRO Retro 1000s

RACE 4 - STATISTICS

CLASS : Ret_N

3 Starters

Fastest Lap History

NO	NAME	LAP TIME	TIME OF DAY	LAP	VEHICLE
818	Alex SYMON	49.818	12:07:44.836	2	Kawasaki ZX10R
818	Alex SYMON	49.555	12:11:05.159	6	Kawasaki ZX10R
818	Alex SYMON	49.375	12:11:54.533	7	Kawasaki ZX10R
818	Alex SYMON	49.249	12:12:43.782	8	Kawasaki ZX10R

Leader History

NO	NAME	FROM LAP	LAPS LED	DISTANCE	VEHICLE
818	Alex SYMON	1	9	10.87 miles	Kawasaki ZX10R



BMCRC - MRO Championships 2024 - Rnd 1 @ Brands Hatch Indy

Reactive Parts MRO Powerbikes inc Clubman 1000 & MRO Retro 1000s

RACE 15 - GRID (9 Laps)

ROW 11	33		32		31	274 Stewart LATIMER
ROW 10	30	54.076 11 Roberto Di GREGORIO	29	53.905 63 Matthew WREN	28	53.523 4 Hayden KILLWORTH
ROW 9	27	53.154 169 Cory SMITH	26	53.052 123 James VINCER	25	52.974 71 Mark PARRETT
ROW 8	24	52.928 23 Jason PAES	23	52.422 333 Andrew HOUGHTON	22	52.205 97 Antony STROUD
ROW 7	21	52.187 43 David WILLIAMS	20	52.141 96 Pete SCOTT	19	52.112 46 Simon GATES
ROW 6	18	51.781 13 Daniel MERCER	17	51.756 84 Martyn DELLOW	16	51.575 34 Ben CHEESEMAN
ROW 5	15	51.508 102 James FEARN	14	51.329 361 Ryan WHITEHALL	13	51.214 48 Aaron COLLINS
ROW 4	12	50.951 184 David TWYFORD	11	50.695 99 Steven BUTTERWORTH	10	50.483 152 Barry MANTELL
ROW 3	9	50.453 10 Ross DUNNING	8	50.400 188 Dawid KRAWIECKI	7	50.388 31 Max MACRAE
ROW 2	6	50.345 3 Chad HASHMI	5	49.732 134 Donald GILBERT	4	49.699 24 Callum MANLEY
ROW 1	3	49.249 818 Alex SYMON	2	49.026 65 Peter BAKER	1	48.198 26 Josh WAINWRIGHT
Pole						

These results are provisional until the conclusion of any judicial and technical matters.

Brands Hatch Indy: 1.2079 miles

Clerk Of Course:	Stewards:	Timekeeper:	<i>Craig Smith</i>	
------------------	-----------	-------------	--------------------	--

Results can be found at www.tsl-timing.com

Printed - 12:25 Saturday, 16 March 2024





BMCRC - MRO Championships 2024 - Rnd 1 @ Brands Hatch Indy

Reactive Parts MRO Powerbikes inc Clubman 1000 & MRO Retro 1000s

RACE 15 - CLASSIFICATION

Race Distance: 7 Laps / 8.45 miles

POS	NO	CL	PIC	NAME	ENTRY	LAPS	TIME	GAP	DIFF	MPH	BEST	ON	GRD	↑↓
1	26		1	Josh WAINWRIGHT	Honda CBR1000 - JW MOT Centre	7	5:46.218			87.92	48.561	5	1	0
2	818	Ret_N	1	Alex SYMON	Kawasaki ZX10R - MCW	7	5:50.480	4.262	4.262	86.85	48.949	2	3	1
3	65		2	Peter BAKER	Kawasaki ZX10R - T.J & Peter Baker M/C. Dodfrey Engineeri	7	5:58.450	12.232	7.970	84.92	49.727	4	2	-1
4	188		3	Dawid KRAWIECKI	Yamaha R1 - Code Blue LTD & D A East Electrical	7	5:58.613	12.395	0.163	84.88	50.061	7	8	4
5	99	Ret_C	1	Steven BUTTERWORTH	Yamaha R1 -	7	5:59.156	12.938	0.543	84.75	49.970	7	11	6
6	10		4	Ross DUNNING	BMW 1000RR - Surrey Glazing	7	5:59.662	13.444	0.506	84.63	50.033	7	9	3
7	3	Ret_C	2	Chad HASHMI	Suzuki GSXR1000 -	7	6:09.125	22.907	9.463	82.46	51.650	3	6	-1
8	361		5	Ryan WHITEHALL	Yamaha R1 - WR Racing	7	6:10.818	24.600	1.693	82.08	51.506	7	14	6
9	102	Ret_C	3	James FEARN	Suzuki GSXR1000 -	7	6:11.640	25.422	0.822	81.90	51.124	7	15	6
10	152		6	Barry MANTELL	Kawasaki ZX10R - Swedish Car Connection	7	6:12.055	25.837	0.415	81.81	51.307	7	10	0
11	84	C	1	Martyn DELLOW	Suzuki GSXR1000 - Kirdford Shotblasting	7	6:13.424	27.206	1.369	81.51	51.619	2	17	6
12	13	Ret_C	4	Daniel MERCER	Honda CBR1000RR - Merc&Co Racing	7	6:15.265	29.047	1.841	81.11	52.329	7	18	6
13	34	C	2	Ben CHEESEMAN	Kawasaki ZX10RR - BCH Services Kent Ltd	7	6:16.240	30.022	0.975	80.90	51.397	3	16	3
14	78	Ret_C	5	Jamie THOMAS	Suzuki GSXR 1000 - Team RubyRacing	7	6:17.261	31.043	1.021	80.68	51.174	6	32	18
15	46	Ret_C	6	Simon GATES	Yamaha YZF R1 - T.A Roden LTD/Canine Plus Hydro	7	6:17.443	31.225	0.182	80.64	52.339	5	19	4
16	134		7	Donald GILBERT	Suzuki GSXR1000 - S and N tyres	7	6:17.925	31.707	0.482	80.54	50.683	6	5	-11
17	97	C	3	Antony STROUD	- A Class Asbestos Limited	7	6:21.701	35.483	3.776	79.74	52.641	7	22	5
18	23	C	4	Jason PAES	Aprilia RSV4 - J&R Electrical Ltd	7	6:22.093	35.875	0.392	79.66	52.341	6	24	6
19	48	C	5	Aaron COLLINS	BMW S1000RR - Precision Installations	7	6:24.226	38.008	2.133	79.22	52.726	7	13	-6
20	333		8	Andrew HOUGHTON	BMW S1000RR - Techoir	7	6:25.062	38.844	0.836	79.05	52.775	6	23	3
21	123	C	6	James VINCER	Suzuki GSXR R - John Butcher Bros	7	6:26.074	39.856	1.012	78.84	53.399	7	26	5
22	96	Ret_C	7	Pete SCOTT	Suzuki GSXR1000K5 - South Hill MOT Centre	7	6:27.651	41.433	1.577	78.52	53.206	7	20	-2
23	4	Ret_C	8	Hayden KILLWORTH	Suzuki GSXR 1000 - @GreenPlantUK & H11xy	7	6:29.441	43.223	1.790	78.16	53.454	7	28	5
24	169	Ret_C	9	Cory SMITH	-	7	6:29.601	43.383	0.160	78.13	53.463	5	27	3
25	11	Ret_C	10	Roberto Di GREGORIO	Aprilia RSV4 FACTORY - Physio Healthy	7	6:36.492	50.274	6.891	76.77	54.420	3	30	5

NOT CLASSIFIED

DNF	24	C		Callum MANLEY	Kawasaki ZX10R - Bec's Sweets	0								4
-----	----	---	--	---------------	-------------------------------	---	--	--	--	--	--	--	--	---

FASTEST LAP

26				Josh WAINWRIGHT	Honda CBR1000 - JW MOT Centre	5	48.561			89.54 mph				144.11 kph
818	Ret_N			Alex SYMON	Kawasaki ZX10R - MCW	2	48.949			88.83 mph				142.97 kph
99	Ret_C			Steven BUTTERWORTH	Yamaha R1 -	7	49.970			87.02 mph				140.05 kph
34	C			Ben CHEESEMAN	Kawasaki ZX10RR - BCH Services Kent Ltd	3	51.397			84.60 mph				136.16 kph

Comments:

Class - 92.5% of Race Speed = 81.32 mph
 Class Ret_N - 92.5% of Race Speed = 80.33 mph
 Class Ret_C - 92.5% of Race Speed = 78.39 mph
 Class C - 92.5% of Race Speed = 75.39 mph

Weather / Track : Cloudy / Dry

Date: 16/03/2024 Start: 16:37 Finish: 16:42

These results are provisional until the conclusion of any judicial and technical matters.

Brands Hatch Indy: 1.2079 miles

Clerk Of Course:	Stewards:	Timekeeper:	<i>Craig Smith</i>	
------------------	-----------	-------------	--------------------	--

Results can be found at www.tsl-timing.com

Printed - 16:44 Saturday, 16 March 2024



BMCRC - MRO Championships 2024 - Rnd 1 @ Brands Hatch Indy

Reactive Parts MRO Powerbikes inc Clubman 1000 & MRO Retro 1000s

RACE 15 - LAP CHART

LAP 1 @ 16:37:53.699

NO	BEHIND	LAP TIME
26		53.664
818	0.211	53.875
188	2.506	56.170
3	2.778	56.442
99	2.844	56.508
10	3.619	57.283
65	3.801	57.465
84	4.624	58.288
361	4.781	58.445
102	5.276	58.940
13	6.486	1:00.150
46	7.101	1:00.765
152	7.296	1:00.960
97	7.913	1:01.577
34	8.191	1:01.855
123	8.713	1:02.377
48	9.428	1:03.092
333	9.553	1:03.217
78	9.585	1:03.249
23	10.120	1:03.784
96	10.234	1:03.898
169	10.623	1:04.287
4	11.057	1:04.721
11	11.573	1:05.237
134	11.690	1:05.354

LAP 2 @ 16:38:42.571

NO	BEHIND	LAP TIME
26		48.872
818	0.288	48.949
188	4.075	50.441
99	4.761	50.789
3	5.718	51.812
10	5.782	51.035
65	6.025	51.096
84	7.371	51.619
361	8.607	52.698
102	9.250	52.846
152	10.008	51.584
13	10.594	52.980
46	11.502	53.273
97	13.026	53.985
34	13.167	53.848
123	13.557	53.716
333	13.816	53.135
78	14.019	53.306
23	15.061	53.813
48	15.482	54.926
134	16.449	53.631
96	16.555	55.193
169	16.985	55.234
4	17.517	55.332
11	17.789	55.088

LAP 3 @ 16:39:31.279

NO	BEHIND	LAP TIME
26		48.708
818	0.567	48.987
188	6.229	50.862
99	6.449	50.396
10	7.451	50.377
65	7.555	50.238

3	8.660	51.650
84	11.062	52.399
361	12.072	52.173
102	12.771	52.229
152	12.869	51.569
13	14.586	52.700
46	15.519	52.725
34	15.856	51.397
97	18.044	53.726
123	18.897	54.048
78	18.937	53.626
333	19.577	54.469
23	20.022	53.669
48	20.364	53.590
134	20.497	52.756
96	22.508	54.661
169	22.808	54.531
4	23.307	54.498
11	23.501	54.420

LAP 4 @ 16:40:19.932

NO	BEHIND	LAP TIME
26		48.653
818	1.183	49.269
188	8.059	50.483
99	8.365	50.569
65	8.629	49.727
10	9.178	50.380
3	11.860	51.853
84	14.829	52.420
361	15.799	52.380
152	16.334	52.118
102	16.580	52.462
13	18.323	52.390
46	19.462	52.596
34	19.784	52.581
78	23.059	52.775
97	23.409	54.018
123	24.202	53.958
23	24.683	53.314
134	24.791	52.947
333	24.815	53.891
48	25.130	53.419
96	27.160	53.305
169	28.336	54.181
4	28.710	54.056
11	30.308	55.460

LAP 5 @ 16:41:08.493

NO	BEHIND	LAP TIME
26		48.561
818	2.058	49.436
188	9.937	50.439
65	10.224	50.156
99	10.680	50.876
10	11.018	50.401
3	15.411	52.112
84	19.016	52.748
361	19.237	51.999
152	20.108	52.335
102	20.194	52.175
13	22.114	52.352
46	23.240	52.339
34	23.540	52.317
78	26.063	51.565

134	27.762	51.532
97	27.882	53.034
23	28.604	52.482
123	30.028	54.387
333	30.140	53.886
48	30.285	53.716
96	32.503	53.904
169	33.238	53.463
4	33.747	53.598
11	37.857	56.110

11 50.274 54.890

LAP 6 @ 16:41:57.214

NO	BEHIND	LAP TIME
26		48.721
818	3.184	49.847
188	11.373	50.157
65	11.473	49.970
99	12.007	50.048
10	12.450	50.153
3	19.540	52.850
361	22.133	51.617
84	23.248	52.953
102	23.337	51.864
152	23.569	52.182
13	25.757	52.364
46	26.982	52.463
34	27.098	52.279
78	28.516	51.174
134	29.724	50.683
97	31.881	52.720
23	32.224	52.341
333	34.194	52.775
48	34.321	52.757
123	35.496	54.189
96	37.266	53.484
169	38.227	53.710
4	38.808	53.782
11	44.423	55.287

LAP 7 @ 16:42:46.253

NO	BEHIND	LAP TIME
26		49.039
818	4.262	50.117
65	12.232	49.798
188	12.395	50.061
99	12.938	49.970
10	13.444	50.033
3	22.907	52.406
361	24.600	51.506
102	25.422	51.124
152	25.837	51.307
84	27.206	52.997
13	29.047	52.329
34	30.022	51.963
78	31.043	51.566
46	31.225	53.282
134	31.707	51.022
97	35.483	52.641
23	35.875	52.690
48	38.008	52.726
333	38.844	53.689
123	39.856	53.399
96	41.433	53.206
4	43.223	53.454
169	43.383	54.195

BMCRC - MRO Championships 2024 - Rnd 1 @ Brands Hatch Indy

Reactive Parts MRO Powerbikes inc Clubman 1000 & MRO Retro 1000s

RACE 15 - POSITION CHART

No	Name	Lap Pos	Lap						
			1	2	3	4	5	6	7
26	WAINWRIGHT	1	26	26	26	26	26	26	26
65	BAKER	2	818	818	818	818	818	818	818
818	SYMON	3	188	188	188	188	188	188	65
24	MANLEY	4	3	99	99	99	65	65	188
134	GILBERT	5	99	3	10	65	99	99	99
3	HASHMI	6	10	10	65	10	10	10	10
188	KRAWIECKI	7	65	65	3	3	3	3	3
10	DUNNING	8	84	84	84	84	84	361	361
152	MANTELL	9	361	361	361	361	361	84	102
99	BUTTERWORTH	10	102	102	102	152	152	102	152
48	COLLINS	11	13	152	152	102	102	152	84
361	WHITEHALL	12	46	13	13	13	13	13	13
102	FEARN	13	152	46	46	46	46	46	34
34	CHEESEMAN	14	97	97	34	34	34	34	78
84	DELLOW	15	34	34	97	78	78	78	46
13	MERCER	16	123	123	123	97	134	134	134
46	GATES	17	48	333	78	123	97	97	97
96	SCOTT	18	333	78	333	23	23	23	23
97	STROUD	19	78	23	23	134	123	333	48
333	HOUGHTON	20	23	48	48	333	333	48	333
23	PAES	21	96	134	134	48	48	123	123
123	VINCER	22	169	96	96	96	96	96	96
169	SMITH	23	4	169	169	169	169	169	4
4	KILLWORTH	24	11	4	4	4	4	4	169
11	GREGORIO	25	134	11	11	11	11	11	11
78	THOMAS	26							

BMCRC - MRO Championships 2024 - Rnd 1 @ Brands Hatch Indy

Reactive Parts MRO Powerbikes inc Clubman 1000 & MRO Retro 1000s

RACE 15 - SECTOR ANALYSIS



SECTOR 1 = FL to I1, SECTOR 2 = I1 to FL, DIFF = Difference To Personal Best Lap, P = Crossed Finish Line in Pit Lane, D = Time Disallowed

P1 26		Josh WAINWRIGHT		Honda CBR1000 - JW MOT Centre			
IDEAL LAP TIME : 48.535		BEST LAP TIME : 48.561		DIFFERENCE : 0.026			
LAP	SECTOR 1	SECTOR 2	LAP TIME	MPH	DIFF	TIME OF DAY	
1 -		19.820	53.664	81.03	5.103	16:37:53.699	
2 -	29.332	19.540	48.872	88.97	0.311	16:38:42.571	
3 -	29.138	19.570	48.708 (3)	89.27	0.147	16:39:31.279	
4 -	29.165	19.488	48.653 (2)	89.37	0.092	16:40:19.932	
5 -	29.047	19.514	48.561 (1)	89.54		16:41:08.493	
6 -	29.095	19.626	48.721	89.25	0.160	16:41:57.214	
7 -	29.390	19.649	49.039	88.67	0.478	16:42:46.253	

P2 818 Ret_N		Alex SYMON		Kawasaki ZX10R - MCW			
IDEAL LAP TIME : 48.871		BEST LAP TIME : 48.949		DIFFERENCE : 0.078			
LAP	SECTOR 1	SECTOR 2	LAP TIME	MPH	DIFF	TIME OF DAY	
1 -		19.572	53.875	80.71	4.926	16:37:53.910	
2 -	29.537	19.412	48.949 (1)	88.83		16:38:42.859	
3 -	29.459	19.528	48.987 (2)	88.77	0.038	16:39:31.846	
4 -	29.647	19.622	49.269 (3)	88.26	0.320	16:40:21.115	
5 -	29.704	19.732	49.436	87.96	0.487	16:41:10.551	
6 -	29.928	19.919	49.847	87.23	0.898	16:42:00.398	
7 -	30.017	20.100	50.117	86.76	1.168	16:42:50.515	

P3 65		Peter BAKER		Kawasaki ZX10R - TJ & Peter Baker M/C. Dodfrey Engineering			
IDEAL LAP TIME : 49.600		BEST LAP TIME : 49.727		DIFFERENCE : 0.127			
LAP	SECTOR 1	SECTOR 2	LAP TIME	MPH	DIFF	TIME OF DAY	
1 -		20.336	57.465	75.67	7.738	16:37:57.500	
2 -	31.238	19.858	51.096	85.10	1.369	16:38:48.596	
3 -	30.359	19.879	50.238	86.56	0.511	16:39:38.834	
4 -	29.742	19.985	49.727 (1)	87.44		16:40:28.561	
5 -	30.298	19.858	50.156	86.70	0.429	16:41:18.717	
6 -	30.029	19.941	49.970 (3)	87.02	0.243	16:42:08.687	
7 -	29.803	19.995	49.798 (2)	87.32	0.071	16:42:58.485	

P4 188		Dawid KRAWIECKI		Yamaha R1 - Code Blue LTD & D A East Electrical			
IDEAL LAP TIME : 50.035		BEST LAP TIME : 50.061		DIFFERENCE : 0.026			
LAP	SECTOR 1	SECTOR 2	LAP TIME	MPH	DIFF	TIME OF DAY	
1 -		20.610	56.170	77.41	6.109	16:37:56.205	
2 -	30.400	20.041	50.441	86.21	0.380	16:38:46.646	
3 -	30.573	20.289	50.862	85.49	0.801	16:39:37.508	
4 -	30.340	20.143	50.483	86.13	0.422	16:40:27.991	
5 -	30.345	20.094	50.439 (3)	86.21	0.378	16:41:18.430	
6 -	30.034	20.123	50.157 (2)	86.69	0.096	16:42:08.587	
7 -	30.060	20.001	50.061 (1)	86.86		16:42:58.648	

P5 99 Ret_C		Steven BUTTERWORTH		Yamaha R1 -			
IDEAL LAP TIME : 49.941		BEST LAP TIME : 49.970		DIFFERENCE : 0.029			
LAP	SECTOR 1	SECTOR 2	LAP TIME	MPH	DIFF	TIME OF DAY	
1 -		20.538	56.508	76.95	6.538	16:37:56.543	
2 -	30.705	20.084	50.789	85.62	0.819	16:38:47.332	
3 -	30.223	20.173	50.396 (3)	86.28	0.426	16:39:37.728	
4 -	30.409	20.160	50.569	85.99	0.599	16:40:28.297	
5 -	30.688	20.188	50.876	85.47	0.906	16:41:19.173	
6 -	30.161	19.887	50.048 (2)	86.88	0.078	16:42:09.221	
7 -	30.054	19.916	49.970 (1)	87.02		16:42:59.191	

BMCRC - MRO Championships 2024 - Rnd 1 @ Brands Hatch Indy

Reactive Parts MRO Powerbikes inc Clubman 1000 & MRO Retro 1000s

RACE 15 - SECTOR ANALYSIS



SECTOR 1 = FL to I1, SECTOR 2 = I1 to FL, DIFF = Difference To Personal Best Lap, P = Crossed Finish Line in Pit Lane, D = Time Disallowed

P6 10		Ross DUNNING		BMW 1000RR - Surrey Glazing		
IDEAL LAP TIME : 49.912		BEST LAP TIME : 50.033		DIFFERENCE : 0.121		
LAP	SECTOR 1	SECTOR 2	LAP TIME	MPH	DIFF	TIME OF DAY
1 -		20.801	57.283	75.91	7.250	16:37:57.318
2 -	30.713	20.322	51.035	85.20	1.002	16:38:48.353
3 -	30.286	20.091	50.377 (3)	86.32	0.344	16:39:38.730
4 -	30.258	20.122	50.380	86.31	0.347	16:40:29.110
5 -	30.272	20.129	50.401	86.28	0.368	16:41:19.511
6 -	30.366	19.787	50.153 (2)	86.70	0.120	16:42:09.664
7 -	30.125	19.908	50.033 (1)	86.91		16:42:59.697

P7 3 Ret_C		Chad HASHMI		Suzuki GSXR1000 -		
IDEAL LAP TIME : 51.533		BEST LAP TIME : 51.650		DIFFERENCE : 0.117		
LAP	SECTOR 1	SECTOR 2	LAP TIME	MPH	DIFF	TIME OF DAY
1 -		21.067	56.442	77.04	4.792	16:37:56.477
2 -	31.377	20.435	51.812 (2)	83.93	0.162	16:38:48.289
3 -	31.098	20.552	51.650 (1)	84.19		16:39:39.939
4 -	31.194	20.659	51.853 (3)	83.86	0.203	16:40:31.792
5 -	31.108	21.004	52.112	83.44	0.462	16:41:23.904
6 -	31.762	21.088	52.850	82.28	1.200	16:42:16.754
7 -	31.324	21.082	52.406	82.97	0.756	16:43:09.160

P8 361		Ryan WHITEHALL		Yamaha R1 - WR Racing		
IDEAL LAP TIME : 51.301		BEST LAP TIME : 51.506		DIFFERENCE : 0.205		
LAP	SECTOR 1	SECTOR 2	LAP TIME	MPH	DIFF	TIME OF DAY
1 -		20.860	58.445	74.40	6.939	16:37:58.480
2 -	32.036	20.662	52.698	82.51	1.192	16:38:51.178
3 -	31.593	20.580	52.173	83.34	0.667	16:39:43.351
4 -	31.930	20.450	52.380	83.02	0.874	16:40:35.731
5 -	31.535	20.464	51.999 (3)	83.62	0.493	16:41:27.730
6 -	31.421	20.196	51.617 (2)	84.24	0.111	16:42:19.347
7 -	31.105	20.401	51.506 (1)	84.42		16:43:10.853

P9 102 Ret_C		James FEARN		Suzuki GSXR1000 -		
IDEAL LAP TIME : 51.124		BEST LAP TIME : 51.124		DIFFERENCE : 0.000		
LAP	SECTOR 1	SECTOR 2	LAP TIME	MPH	DIFF	TIME OF DAY
1 -		20.849	58.940	73.77	7.816	16:37:58.975
2 -	31.853	20.993	52.846	82.28	1.722	16:38:51.821
3 -	31.666	20.563	52.229	83.26	1.105	16:39:44.050
4 -	31.836	20.626	52.462	82.89	1.338	16:40:36.512
5 -	31.232	20.943	52.175 (3)	83.34	1.051	16:41:28.687
6 -	30.966	20.898	51.864 (2)	83.84	0.740	16:42:20.551
7 -	30.712	20.412	51.124 (1)	85.05		16:43:11.675

P10 152		Barry MANTELL		Kawaskai ZX10R - Swedish Car Connection		
IDEAL LAP TIME : 51.307		BEST LAP TIME : 51.307		DIFFERENCE : 0.000		
LAP	SECTOR 1	SECTOR 2	LAP TIME	MPH	DIFF	TIME OF DAY
1 -		21.509	1:00.960	71.33	9.653	16:38:00.995
2 -	31.066	20.518	51.584 (3)	84.30	0.277	16:38:52.579
3 -	31.028	20.541	51.569 (2)	84.32	0.262	16:39:44.148
4 -	31.329	20.789	52.118	83.43	0.811	16:40:36.266
5 -	31.093	21.242	52.335	83.09	1.028	16:41:28.601
6 -	31.300	20.882	52.182	83.33	0.875	16:42:20.783
7 -	30.929	20.378	51.307 (1)	84.75		16:43:12.090

BMCRC - MRO Championships 2024 - Rnd 1 @ Brands Hatch Indy

Reactive Parts MRO Powerbikes inc Clubman 1000 & MRO Retro 1000s

RACE 15 - SECTOR ANALYSIS



SECTOR 1 = FL to I1, SECTOR 2 = I1 to FL, DIFF = Difference To Personal Best Lap, P = Crossed Finish Line in Pit Lane, D = Time Disallowed

P11 84 C		Martyn DELLOW		Suzuki GSXR1000 - Kirdford Shotblasting		
IDEAL LAP TIME : 51.619		BEST LAP TIME : 51.619		DIFFERENCE : 0.000		
LAP	SECTOR 1	SECTOR 2	LAP TIME	MPH	DIFF	TIME OF DAY
1 -		20.666	58.288	74.60	6.669	16:37:58.323
2 -	31.027	20.592	51.619 (1)	84.24		16:38:49.942
3 -	31.278	21.121	52.399 (2)	82.99	0.780	16:39:42.341
4 -	31.458	20.962	52.420 (3)	82.95	0.801	16:40:34.761
5 -	31.697	21.051	52.748	82.44	1.129	16:41:27.509
6 -	31.879	21.074	52.953	82.12	1.334	16:42:20.462
7 -	31.839	21.158	52.997	82.05	1.378	16:43:13.459

P12 13 Ret_C		Daniel MERCER		Honda CBR1000RR - Merc&Co Racing		
IDEAL LAP TIME : 52.218		BEST LAP TIME : 52.329		DIFFERENCE : 0.111		
LAP	SECTOR 1	SECTOR 2	LAP TIME	MPH	DIFF	TIME OF DAY
1 -		20.945	1:00.150	72.29	7.821	16:38:00.185
2 -	31.960	21.020	52.980	82.08	0.651	16:38:53.165
3 -	31.775	20.925	52.700	82.51	0.371	16:39:45.865
4 -	31.684	20.706	52.390	83.00	0.061	16:40:38.255
5 -	31.708	20.644	52.352 (2)	83.06	0.023	16:41:30.607
6 -	31.678	20.686	52.364 (3)	83.04	0.035	16:42:22.971
7 -	31.574	20.755	52.329 (1)	83.10		16:43:15.300

P13 34 C		Ben CHEESEMAN		Kawasaki ZX10RR - BCH Services Kent Ltd		
IDEAL LAP TIME : 51.073		BEST LAP TIME : 51.397		DIFFERENCE : 0.324		
LAP	SECTOR 1	SECTOR 2	LAP TIME	MPH	DIFF	TIME OF DAY
1 -		21.704	1:01.855	70.30	10.458	16:38:01.890
2 -	32.467	21.381	53.848	80.75	2.451	16:38:55.738
3 -	30.846	20.551	51.397 (1)	84.60		16:39:47.135
4 -	31.859	20.722	52.581	82.70	1.184	16:40:39.716
5 -	31.732	20.585	52.317	83.12	0.920	16:41:32.033
6 -	31.793	20.486	52.279 (3)	83.18	0.882	16:42:24.312
7 -	31.736	20.227	51.963 (2)	83.68	0.566	16:43:16.275

P14 78 Ret_C		Jamie THOMAS		Suzuki GSXR 1000 - Team RubyRacing		
IDEAL LAP TIME : 51.174		BEST LAP TIME : 51.174		DIFFERENCE : 0.000		
LAP	SECTOR 1	SECTOR 2	LAP TIME	MPH	DIFF	TIME OF DAY
1 -		22.030	1:03.249	68.75	12.075	16:38:03.284
2 -	32.252	21.054	53.306	81.57	2.132	16:38:56.590
3 -	32.243	21.383	53.626	81.09	2.452	16:39:50.216
4 -	31.585	21.190	52.775	82.39	1.601	16:40:42.991
5 -	30.960	20.605	51.565 (2)	84.33	0.391	16:41:34.556
6 -	30.811	20.363	51.174 (1)	84.97		16:42:25.730
7 -	30.929	20.637	51.566 (3)	84.33	0.392	16:43:17.296

P15 46 Ret_C		Simon GATES		Yamaha YZF R1 - T.A Roden LTD/Canine Plus Hydro		
IDEAL LAP TIME : 52.339		BEST LAP TIME : 52.339		DIFFERENCE : 0.000		
LAP	SECTOR 1	SECTOR 2	LAP TIME	MPH	DIFF	TIME OF DAY
1 -		21.359	1:00.765	71.56	8.426	16:38:00.800
2 -	32.336	20.937	53.273	81.62	0.934	16:38:54.073
3 -	31.972	20.753	52.725	82.47	0.386	16:39:46.798
4 -	31.833	20.763	52.596 (3)	82.67	0.257	16:40:39.394
5 -	31.671	20.668	52.339 (1)	83.08		16:41:31.733
6 -	31.748	20.715	52.463 (2)	82.88	0.124	16:42:24.196
7 -	32.269	21.013	53.282	81.61	0.943	16:43:17.478

BMCRC - MRO Championships 2024 - Rnd 1 @ Brands Hatch Indy

Reactive Parts MRO Powerbikes inc Clubman 1000 & MRO Retro 1000s

RACE 15 - SECTOR ANALYSIS



SECTOR 1 = FL to I1, SECTOR 2 = I1 to FL, DIFF = Difference To Personal Best Lap, P = Crossed Finish Line in Pit Lane, D = Time Disallowed

P16 134		Donald GILBERT		Suzuki GSXR1000 - S and N tyres			
IDEAL LAP TIME : 50.683		BEST LAP TIME : 50.683		DIFFERENCE : 0.000			
LAP	SECTOR 1	SECTOR 2	LAP TIME	MPH	DIFF	TIME OF DAY	
1 -		22.608	1:05.354	66.53	14.671	16:38:05.389	
2 -	32.495	21.136	53.631	81.08	2.948	16:38:59.020	
3 -	31.718	21.038	52.756	82.42	2.073	16:39:51.776	
4 -	31.656	21.291	52.947	82.13	2.264	16:40:44.723	
5 -	30.946	20.586	51.532 (3)	84.38	0.849	16:41:36.255	
6 -	30.488	20.195	50.683 (1)	85.80		16:42:26.938	
7 -	30.575	20.447	51.022 (2)	85.22	0.339	16:43:17.960	

P17 97 C		Antony STROUD		- A Class Asbestos Limited			
IDEAL LAP TIME : 52.630		BEST LAP TIME : 52.641		DIFFERENCE : 0.011			
LAP	SECTOR 1	SECTOR 2	LAP TIME	MPH	DIFF	TIME OF DAY	
1 -		21.834	1:01.577	70.61	8.936	16:38:01.612	
2 -	32.344	21.641	53.985	80.55	1.344	16:38:55.597	
3 -	32.189	21.537	53.726	80.94	1.085	16:39:49.323	
4 -	32.072	21.946	54.018	80.50	1.377	16:40:43.341	
5 -	31.859	21.175	53.034 (3)	81.99	0.393	16:41:36.375	
6 -	31.482	21.238	52.720 (2)	82.48	0.079	16:42:29.095	
7 -	31.455	21.186	52.641 (1)	82.60		16:43:21.736	

P18 23 C		Jason PAES		Aprilia RSV4 - J&R Electrical Ltd			
IDEAL LAP TIME : 52.146		BEST LAP TIME : 52.341		DIFFERENCE : 0.195			
LAP	SECTOR 1	SECTOR 2	LAP TIME	MPH	DIFF	TIME OF DAY	
1 -		22.225	1:03.784	68.17	11.443	16:38:03.819	
2 -	32.578	21.235	53.813	80.80	1.472	16:38:57.632	
3 -	31.701	21.968	53.669	81.02	1.328	16:39:51.301	
4 -	31.891	21.423	53.314	81.56	0.973	16:40:44.615	
5 -	31.776	20.706	52.482 (2)	82.85	0.141	16:41:37.097	
6 -	31.440	20.901	52.341 (1)	83.08		16:42:29.438	
7 -	31.496	21.194	52.690 (3)	82.53	0.349	16:43:22.128	

P19 48 C		Aaron COLLINS		BMW S1000RR - Precision Installations			
IDEAL LAP TIME : 52.726		BEST LAP TIME : 52.726		DIFFERENCE : 0.000			
LAP	SECTOR 1	SECTOR 2	LAP TIME	MPH	DIFF	TIME OF DAY	
1 -		22.442	1:03.092	68.92	10.366	16:38:03.127	
2 -	33.170	21.756	54.926	79.17	2.200	16:38:58.053	
3 -	32.514	21.076	53.590	81.14	0.864	16:39:51.643	
4 -	32.445	20.974	53.419 (3)	81.40	0.693	16:40:45.062	
5 -	32.633	21.083	53.716	80.95	0.990	16:41:38.778	
6 -	32.020	20.737	52.757 (2)	82.42	0.031	16:42:31.535	
7 -	31.995	20.731	52.726 (1)	82.47		16:43:24.261	

P20 333		Andrew HOUGHTON		BMW S1000RR - Techoir			
IDEAL LAP TIME : 52.775		BEST LAP TIME : 52.775		DIFFERENCE : 0.000			
LAP	SECTOR 1	SECTOR 2	LAP TIME	MPH	DIFF	TIME OF DAY	
1 -		22.271	1:03.217	68.78	10.442	16:38:03.252	
2 -	31.913	21.222	53.135 (2)	81.84	0.360	16:38:56.387	
3 -	32.697	21.772	54.469	79.83	1.694	16:39:50.856	
4 -	32.168	21.723	53.891	80.69	1.116	16:40:44.747	
5 -	32.527	21.359	53.886	80.70	1.111	16:41:38.633	
6 -	31.839	20.936	52.775 (1)	82.39		16:42:31.408	
7 -	32.148	21.541	53.689 (3)	80.99	0.914	16:43:25.097	

BMCRC - MRO Championships 2024 - Rnd 1 @ Brands Hatch Indy

Reactive Parts MRO Powerbikes inc Clubman 1000 & MRO Retro 1000s

RACE 15 - SECTOR ANALYSIS



SECTOR 1 = FL to I1, SECTOR 2 = I1 to FL, DIFF = Difference To Personal Best Lap, P = Crossed Finish Line in Pit Lane, D = Time Disallowed

P21 123 C James VINCER		Suzuki GSXR R - John Butcher Bros				
IDEAL LAP TIME : 53.399		BEST LAP TIME : 53.399		DIFFERENCE : 0.000		
LAP	SECTOR 1	SECTOR 2	LAP TIME	MPH	DIFF	TIME OF DAY
1 -		21.726	1:02.377	69.71	8.978	16:38:02.412
2 -	32.395	21.321	53.716 (2)	80.95	0.317	16:38:56.128
3 -	32.488	21.560	54.048	80.45	0.649	16:39:50.176
4 -	32.602	21.356	53.958 (3)	80.59	0.559	16:40:44.134
5 -	32.846	21.541	54.387	79.95	0.988	16:41:38.521
6 -	33.000	21.189	54.189	80.24	0.790	16:42:32.710
7 -	32.341	21.058	53.399 (1)	81.43		16:43:26.109

P22 96 Ret_C Pete SCOTT		Suzuki GSXR1000K5 - South Hill MOT Centre				
IDEAL LAP TIME : 53.040		BEST LAP TIME : 53.206		DIFFERENCE : 0.166		
LAP	SECTOR 1	SECTOR 2	LAP TIME	MPH	DIFF	TIME OF DAY
1 -		22.806	1:03.898	68.05	10.692	16:38:03.933
2 -	33.381	21.812	55.193	78.78	1.987	16:38:59.126
3 -	32.869	21.792	54.661	79.55	1.455	16:39:53.787
4 -	31.948	21.357	53.305 (2)	81.57	0.099	16:40:47.092
5 -	32.432	21.472	53.904	80.67	0.698	16:41:40.996
6 -	32.076	21.408	53.484 (3)	81.30	0.278	16:42:34.480
7 -	32.114	21.092	53.206 (1)	81.73		16:43:27.686

P23 4 Ret_C Hayden KILLWORTH		Suzuki GSXR 1000 - @GreenPlantUK & H11xy				
IDEAL LAP TIME : 53.454		BEST LAP TIME : 53.454		DIFFERENCE : 0.000		
LAP	SECTOR 1	SECTOR 2	LAP TIME	MPH	DIFF	TIME OF DAY
1 -		22.490	1:04.721	67.18	11.267	16:38:04.756
2 -	33.667	21.665	55.332	78.59	1.878	16:39:00.088
3 -	33.088	21.410	54.498	79.79	1.044	16:39:54.586
4 -	32.763	21.293	54.056	80.44	0.602	16:40:48.642
5 -	32.401	21.197	53.598 (2)	81.13	0.144	16:41:42.240
6 -	32.500	21.282	53.782 (3)	80.85	0.328	16:42:36.022
7 -	32.317	21.137	53.454 (1)	81.35		16:43:29.476

P24 169 Ret_C Cory SMITH		-				
IDEAL LAP TIME : 53.463		BEST LAP TIME : 53.463		DIFFERENCE : 0.000		
LAP	SECTOR 1	SECTOR 2	LAP TIME	MPH	DIFF	TIME OF DAY
1 -		22.251	1:04.287	67.64	10.824	16:38:04.322
2 -	33.407	21.827	55.234	78.73	1.771	16:38:59.556
3 -	33.052	21.479	54.531	79.74	1.068	16:39:54.087
4 -	32.671	21.510	54.181 (3)	80.26	0.718	16:40:48.268
5 -	32.054	21.409	53.463 (1)	81.33		16:41:41.731
6 -	32.191	21.519	53.710 (2)	80.96	0.247	16:42:35.441
7 -	32.274	21.921	54.195	80.23	0.732	16:43:29.636

P25 11 Ret_C Roberto Di GREGORIO		Aprilia RSV4 FACTORY - Physio Healthy				
IDEAL LAP TIME : 54.420		BEST LAP TIME : 54.420		DIFFERENCE : 0.000		
LAP	SECTOR 1	SECTOR 2	LAP TIME	MPH	DIFF	TIME OF DAY
1 -		22.745	1:05.237	66.65	10.817	16:38:05.272
2 -	33.989	21.099	55.088 (3)	78.93	0.668	16:39:00.360
3 -	33.330	21.090	54.420 (1)	79.90		16:39:54.780
4 -	33.845	21.615	55.460	78.40	1.040	16:40:50.240
5 -	34.353	21.757	56.110	77.50	1.690	16:41:46.350
6 -	33.711	21.576	55.287	78.65	0.867	16:42:41.637
7 -	33.367	21.523	54.890 (2)	79.22	0.470	16:43:36.527

BMCRC - MRO Championships 2024 - Rnd 1 @ Brands Hatch Indy

Reactive Parts MRO Powerbikes inc Clubman 1000 & MRO Retro 1000s

RACE 15 - BEST SECTORS

SECTOR 1			SECTOR 2			IDEAL / BEST COMPARISON						
POS	NO	NAME	TIME	NO	NAME	TIME	POS	NO	NAME	IDEAL	BEST	DIFF
									PERFECT LAP	48.459		
1	26	WAINWRIGHT	29.047	818	SYMON	19.412	1	26	WAINWRIGHT	48.535	48.561	0.026
2	818	SYMON	29.459	26	WAINWRIGHT	19.488	2	818	SYMON	48.871	48.949	0.078
3	65	BAKER	29.742	10	DUNNING	19.787	3	65	BAKER	49.600	49.727	0.127
4	188	KRAWIECKI	30.034	65	BAKER	19.858	4	10	DUNNING	49.912	50.033	0.121
5	99	BUTTERWORTH	30.054	99	BUTTERWORTH	19.887	5	99	BUTTERWORTH	49.941	49.970	0.029
6	10	DUNNING	30.125	188	KRAWIECKI	20.001	6	188	KRAWIECKI	50.035	50.061	0.026
7	134	GILBERT	30.488	134	GILBERT	20.195	7	134	GILBERT	50.683	50.683	0.000
8	102	FEARN	30.712	361	WHITEHALL	20.196	8	34	CHEESEMAN	51.073	51.397	0.324
9	78	THOMAS	30.811	34	CHEESEMAN	20.227	9	102	FEARN	51.124	51.124	0.000
10	34	CHEESEMAN	30.846	78	THOMAS	20.363	10	78	THOMAS	51.174	51.174	0.000
11	152	MANTELL	30.929	152	MANTELL	20.378	11	361	WHITEHALL	51.301	51.506	0.205
12	84	DELLOW	31.027	102	FEARN	20.412	12	152	MANTELL	51.307	51.307	0.000
13	3	HASHMI	31.098	3	HASHMI	20.435	13	3	HASHMI	51.533	51.650	0.117
14	361	WHITEHALL	31.105	84	DELLOW	20.592	14	84	DELLOW	51.619	51.619	0.000
15	23	PAES	31.440	13	MERCER	20.644	15	23	PAES	52.146	52.341	0.195
16	97	STROUD	31.455	46	GATES	20.668	16	13	MERCER	52.218	52.329	0.111
17	13	MERCER	31.574	23	PAES	20.706	17	46	GATES	52.339	52.339	0.000
18	46	GATES	31.671	48	COLLINS	20.731	18	97	STROUD	52.630	52.641	0.011
19	333	HOUGHTON	31.839	333	HOUGHTON	20.936	19	48	COLLINS	52.726	52.726	0.000
20	96	SCOTT	31.948	123	VINCER	21.058	20	333	HOUGHTON	52.775	52.775	0.000
21	48	COLLINS	31.995	11	GREGORIO	21.090	21	96	SCOTT	53.040	53.206	0.166
22	169	SMITH	32.054	96	SCOTT	21.092	22	123	VINCER	53.399	53.399	0.000
23	4	KILLWORTH	32.317	4	KILLWORTH	21.137	23	4	KILLWORTH	53.454	53.454	0.000
24	123	VINCER	32.341	97	STROUD	21.175	24	169	SMITH	53.463	53.463	0.000
25	11	GREGORIO	33.330	169	SMITH	21.409	25	11	GREGORIO	54.420	54.420	0.000
26												

BMCRC - MRO Championships 2024 - Rnd 1 @ Brands Hatch Indy

Reactive Parts MRO Powerbikes inc Clubman 1000 & MRO Retro 1000s

RACE 15 - STATISTICS

Competitors Started 25
Planned Start 2024-03-16 @ 15:26:00.000
Actual Start 2024-03-16 @ 16:37:00.034
Finish Time 2024-03-16 @ 16:42:46.252
Track Length 1.2079mi.
Total Laps 175
Total Distance Covered 211.3904mi.

Session Fastest Lap History

NO	CL	NAME	LAP TIME	TIME OF DAY	LAP	VEHICLE
26		Josh WAINWRIGHT	48.872	16:38:42.594	2	Honda CBR1000
26		Josh WAINWRIGHT	48.708	16:39:31.302	3	Honda CBR1000
26		Josh WAINWRIGHT	48.653	16:40:19.955	4	Honda CBR1000
26		Josh WAINWRIGHT	48.561	16:41:08.516	5	Honda CBR1000

Session Leader History

NO	CL	NAME	FROM LAP	LAPS LED	DISTANCE	VEHICLE
26		Josh WAINWRIGHT	1	7	8.45 miles	Honda CBR1000

Flag History

TYPE	TIME OF DAY
GREEN	16:37:00.034
FINISH	16:42:46.252

Flag Statistics

TYPE	COUNT	TOTAL LAPS	TOTAL TIME
Green	1	7	6:41.872
Red	0	0	0.000
Safety Car	0	0	0.000
FCY	0	0	0.000

BMCRC - MRO Championships 2024 - Rnd 1 @ Brands Hatch Indy

Reactive Parts MRO Powerbikes inc Clubman 1000 & MRO Retro 1000s

RACE 15 - STATISTICS

CLASS :

8 Starters

Fastest Lap History

NO	NAME	LAP TIME	TIME OF DAY	LAP	VEHICLE
26	Josh WAINWRIGHT	48.872	16:38:42.594	2	Honda CBR1000
26	Josh WAINWRIGHT	48.708	16:39:31.302	3	Honda CBR1000
26	Josh WAINWRIGHT	48.653	16:40:19.955	4	Honda CBR1000
26	Josh WAINWRIGHT	48.561	16:41:08.516	5	Honda CBR1000

Leader History

NO	NAME	FROM LAP	LAPS LED	DISTANCE	VEHICLE
26	Josh WAINWRIGHT	1	7	8.45 miles	Honda CBR1000

BMCRC - MRO Championships 2024 - Rnd 1 @ Brands Hatch Indy

Reactive Parts MRO Powerbikes inc Clubman 1000 & MRO Retro 1000s

RACE 15 - STATISTICS

CLASS : C

6 Starters

Fastest Lap History

NO	NAME	LAP TIME	TIME OF DAY	LAP	VEHICLE
84	Martyn DELLOW	51.619	16:38:49.963	2	Suzuki GSXR1000
34	Ben CHEESEMAN	51.397	16:39:47.159	3	Kawasaki ZX10RR

Leader History

NO	NAME	FROM LAP	LAPS LED	DISTANCE	VEHICLE
84	Martyn DELLOW	1	7	8.45 miles	Suzuki GSXR1000

BMCRC - MRO Championships 2024 - Rnd 1 @ Brands Hatch Indy

Reactive Parts MRO Powerbikes inc Clubman 1000 & MRO Retro 1000s

RACE 15 - STATISTICS

CLASS : Ret_C

10 Starters

Fastest Lap History

NO	NAME	LAP TIME	TIME OF DAY	LAP	VEHICLE
99	Steven BUTTERWORTH	50.789	16:38:47.343	2	Yamaha R1
99	Steven BUTTERWORTH	50.396	16:39:37.738	3	Yamaha R1
99	Steven BUTTERWORTH	50.048	16:42:09.232	6	Yamaha R1
99	Steven BUTTERWORTH	49.970	16:42:59.202	7	Yamaha R1

Leader History

NO	NAME	FROM LAP	LAPS LED	DISTANCE	VEHICLE
3	Chad HASHMI	1	1	1.20 miles	Suzuki GSXR1000
99	Steven BUTTERWORTH	2	6	7.24 miles	Yamaha R1

BMCRC - MRO Championships 2024 - Rnd 1 @ Brands Hatch Indy

Reactive Parts MRO Powerbikes inc Clubman 1000 & MRO Retro 1000s

RACE 15 - STATISTICS

CLASS : Ret_N

1 Starters

Fastest Lap History

NO	NAME	LAP TIME	TIME OF DAY	LAP	VEHICLE
818	Alex SYMON	48.949	16:38:42.868	2	Kawasaki ZX10R

Leader History

NO	NAME	FROM LAP	LAPS LED	DISTANCE	VEHICLE
818	Alex SYMON	1	7	8.45 miles	Kawasaki ZX10R



BMCRC - MRO Championships 2024 - Rnd 1 @ Brands Hatch Indy

Reactive Parts MRO Powerbikes inc Clubman 1000 & MRO Retro 1000s

RACE 4 - GRID (12 Laps)

ROW 11	33		32		31	274 Stewart LATIMER
ROW 10	30	63 Matthew WREN	29	71 Mark PARRETT	28	43 David WILLIAMS
ROW 9	27	184 David TWYFORD	26	31 Max MACRAE	25	24 Callum MANLEY
ROW 8	24	54.420 11 Roberto Di GREGORIO	23	53.463 169 Cory SMITH	22	53.454 4 Hayden KILLWORTH
ROW 7	21	53.399 123 James VINCER	20	53.206 96 Pete SCOTT	19	52.775 333 Andrew HOUGHTON
ROW 6	18	52.726 48 Aaron COLLINS	17	52.641 97 Antony STROUD	16	52.341 23 Jason PAES
ROW 5	15	52.339 46 Simon GATES	14	52.329 13 Daniel MERCER	13	51.619 84 Martyn DELLOW
ROW 4	12	51.506 361 Ryan WHITEHALL	11	51.397 34 Ben CHEESEMAN	10	51.307 152 Barry MANTELL
ROW 3	9	51.174 78 Jamie THOMAS	8	51.124 102 James FEARN	7	50.683 134 Donald GILBERT
ROW 2	6	50.061 188 Dawid KRAWIECKI	5	50.033 10 Ross DUNNING	4	49.970 99 Steven BUTTERWORTH
ROW 1	3	49.727 65 Peter BAKER	2	48.949 818 Alex SYMON	1	48.561 26 Josh WAINWRIGHT

Pole

These results are provisional until the conclusion of any judicial and technical matters.

Brands Hatch Indy: 1.2079 miles

Clerk Of Course:	Stewards:	Timekeeper:	<i>Craig Smith</i>	
------------------	-----------	-------------	--------------------	--

Results can be found at www.tsl-timing.com

Printed - 16:46 Saturday, 16 March 2024





BMCRC - MRO Championships 2024 - Rnd 1 @ Brands Hatch Indy

Reactive Parts MRO Powerbikes inc Clubman 1000 & MRO Retro 1000s

RACE 5 - CLASSIFICATION

Race Distance: 12 Laps / 14.49 miles

POS	NO	CL	PIC	NAME	ENTRY	LAPS	TIME	GAP	DIFF	MPH	BEST	ON	GRD	↑↓
1	188		1	Dawid KRAWIECKI	Yamaha R1 - Code Blue LTD & D A East Electrical	12	11:36.524			74.91	55.798	12	6	5
2	26		2	Josh WAINWRIGHT	Honda CBR1000 - JW MOT Centre	12	11:36.724	0.200	0.200	74.89	56.386	12	1	-1
3	9		3	Connor THOMSON	Kawasaki - Sound Advice Hearing	12	11:47.766	11.242	11.042	73.72	56.668	12	32	29
4	24	C	1	Callum MANLEY	Kawasaki ZX10R - Bec's Sweets	12	11:49.312	12.788	1.546	73.56	56.642	12	25	21
5	99	Ret_C	1	Steven BUTTERWORTH	Yamaha R1 -	12	11:49.850	13.326	0.538	73.51	56.687	12	4	-1
6	84	C	2	Martyn DELLOW	Suzuki GSXR1000 - Kirdford Shotblasting	12	11:54.875	18.351	5.025	72.99	57.729	10	13	7
7	152		4	Barry MANTELL	Kawasaki ZX10R - Swedish Car Connection	12	11:55.100	18.576	0.225	72.97	56.560	12	10	3
8	10		5	Ross DUNNING	BMW 1000RR - Surrey Glazing	12	11:55.543	19.019	0.443	72.92	56.982	12	5	-3
9	78	Ret_C	2	Jamie THOMAS	Suzuki GSXR 1000 - Team RubyRacing	12	11:56.300	19.776	0.757	72.85	57.465	12	9	0
10	97	C	3	Antony STROUD	- A Class Asbestos Limited	12	12:02.994	26.470	6.694	72.17	56.520	9	17	7
11	818	Ret_N	1	Alex SYMON	Kawasaki ZX10R - MCW	12	12:10.629	34.105	7.635	71.42	59.642	8	2	-9
12	333		6	Andrew HOUGHTON	BMW S1000RR - Techoir	12	12:12.246	35.722	1.617	71.26	58.710	8	19	7
13	134		7	Donald GILBERT	Suzuki GSXR1000 - S and N tyres	12	12:14.148	37.624	1.902	71.08	1:00.205	5	7	-6
14	123	C	4	James VINCER	Suzuki GSXR R - John Butcher Bros	12	12:20.980	44.456	6.832	70.42	58.428	12	21	7
15	34	C	5	Ben CHEESEMAN	Kawasaki ZX10RR - BCH Services Kent Ltd	12	12:21.851	45.327	0.871	70.34	58.695	11	11	-4
16	361		8	Ryan WHITEHALL	Yamaha R1 - WR Racing	12	12:25.965	49.441	4.114	69.95	59.839	10	12	-4
17	23	C	6	Jason PAES	Aprilia RSV4 - J&R Electrical Ltd	12	12:25.996	49.472	0.031	69.95	59.648	11	16	-1
18	274	Ret_C	3	Stewart LATIMER	- Fat Bloke Racing RR	11	12:04.566	1 Lap	1 Lap	66.01	1:04.023	7	31	13
19	102	Ret_C	4	James FEARN	Suzuki GSXR1000 -	11	12:11.914	1 Lap	7.348	65.35	1:04.116	10	8	-11
20	13	Ret_C	5	Daniel MERCER	Honda CBR1000RR - Merc&Co Racing	11	12:12.074	1 Lap	0.160	65.34	1:04.181	10	14	-6
21	4	Ret_C	6	Hayden KILLWORTH	Suzuki GSXR 1000 - @GreenPlantUK & H11xy	11	12:17.875	1 Lap	5.801	64.82	1:03.798	11	22	1
22	48	C	7	Aaron COLLINS	BMW S1000RR - Precision Installations	11	12:25.726	1 Lap	7.851	64.14	1:04.980	11	18	-4
23	11	Ret_C	7	Roberto Di GREGORIO	Aprilia RSV4 FACTORY - Physio Healthy	11	12:25.842	1 Lap	0.116	64.13	1:03.853	11	24	1

NOT CLASSIFIED

DNF	169	Ret_C		Cory SMITH	-	7	7:45.086	5 Laps	4 Laps	65.45	1:03.683	4	23	
DNF	65			Peter BAKER	Kawasaki ZX10R - TJ & Peter Baker M/C. Dodfrey Engineeri	0								3

FASTEST LAP

188				Dawid KRAWIECKI	Yamaha R1 - Code Blue LTD & D A East Electrical	12	55.798			77.93 mph	125.42 kph			
97	C			Antony STROUD	- A Class Asbestos Limited	9	56.520			76.93 mph	123.82 kph			
99	Ret_C			Steven BUTTERWORTH	Yamaha R1 -	12	56.687			76.71 mph	123.45 kph			
818	Ret_N			Alex SYMON	Kawasaki ZX10R - MCW	8	59.642			72.91 mph	117.34 kph			

Comments:

Class - 92.5% of Race Speed = 69.29 mph
 Class C - 92.5% of Race Speed = 68.04 mph
 Class Ret_C - 92.5% of Race Speed = 67.99 mph
 Class Ret_N - 92.5% of Race Speed = 66.06 mph

Weather / Track : Cloudy / Wet

Date: 17/03/2024 Start: 11:17 Finish: 11:28

These results are provisional until the conclusion of any judicial and technical matters.

Brands Hatch Indy: 1.2079 miles

Clerk Of Course:	Stewards:	Timekeeper:	
		<i>Craig Smith</i>	

Results can be found at www.tsl-timing.com

Printed - 11:31 Sunday, 17 March 2024



BMCRC - MRO Championships 2024 - Rnd 1 @ Brands Hatch Indy

Reactive Parts MRO Powerbikes inc Clubman 1000 & MRO Retro 1000s

RACE 5 - LAP CHART

LAP 1 @ 11:18:11.323		
NO	BEHIND	LAP TIME

188		1:02.545
26	0.736	1:03.281
134	2.617	1:05.162
10	3.186	1:05.731
99	3.531	1:06.076
818	3.867	1:06.412
78	3.937	1:06.482
24	4.144	1:06.689
97	4.947	1:07.492
84	5.292	1:07.837
9	6.207	1:08.752
152	7.307	1:09.852
123	7.594	1:10.139
361	8.417	1:10.962
333	8.589	1:11.134
34	11.462	1:14.007
13	11.465	1:14.010
23	11.875	1:14.420
274	13.431	1:15.976
102	13.918	1:16.463
169	14.031	1:16.576
48	15.047	1:17.592
11	15.751	1:18.296
4	16.268	1:18.813

LAP 2 @ 11:19:10.170		
NO	BEHIND	LAP TIME

188		58.847
26	0.668	58.779
10	4.397	1:00.058
99	5.331	1:00.647
134	5.639	1:01.869
78	5.696	1:00.606
24	6.208	1:00.911
97	6.667	1:00.567
818	7.572	1:02.552
84	7.800	1:01.355
9	7.837	1:00.477
152	9.464	1:01.004
333	11.775	1:02.033
123	13.209	1:04.462
361	14.406	1:04.836
34	15.341	1:02.726
23	16.426	1:03.398
274	20.996	1:06.412
169	21.388	1:06.204
13	21.394	1:08.776
102	23.965	1:08.894
48	26.639	1:10.439
11	27.228	1:10.324
4	27.741	1:10.320

LAP 3 @ 11:20:08.350		
NO	BEHIND	LAP TIME

188		58.180
26	0.530	58.042
10	6.057	59.840
99	6.225	59.074
78	6.837	59.321
24	7.871	59.843
97	8.242	59.755
9	8.727	59.070

134	9.264	1:01.805
84	9.289	59.669
818	10.106	1:00.714
152	10.894	59.610
333	14.237	1:00.642
123	17.485	1:02.456
361	18.715	1:02.489
34	19.092	1:01.931
23	20.973	1:02.727
169	27.112	1:03.904
274	27.880	1:05.064
13	30.474	1:07.260
102	32.073	1:06.288
48	37.325	1:08.866
11	37.550	1:08.502
4	38.014	1:08.453

LAP 4 @ 11:21:06.242		
NO	BEHIND	LAP TIME

188		57.892
26	0.121	57.483
99	6.832	58.499
78	8.154	59.209
10	8.284	1:00.119
9	8.656	57.821
24	8.939	58.960
84	10.482	59.085
134	11.608	1:00.236
152	12.041	59.039
818	12.328	1:00.114
333	17.212	1:00.867
123	22.883	1:03.290
361	23.115	1:02.292
23	24.227	1:01.146
34	24.432	1:03.232
97	28.876	1:18.526
169	32.903	1:03.683
274	35.152	1:05.164
13	38.929	1:06.347
102	39.445	1:05.264
4	46.118	1:05.996
11	47.829	1:08.171
48	48.531	1:09.098

LAP 5 @ 11:22:03.600		
NO	BEHIND	LAP TIME

26		57.237
188	0.411	57.769
99	9.077	59.603
9	9.361	58.063
78	9.664	58.868
24	9.910	58.329
10	11.092	1:00.166
84	11.730	58.606
152	13.527	58.844
134	14.455	1:00.205
818	15.159	1:00.189
333	19.542	59.688
123	27.386	1:01.861
361	27.551	1:01.794
34	28.246	1:01.172
23	28.520	1:01.651
97	28.609	57.091
169	40.391	1:04.846
274	42.036	1:04.242

13	47.102	1:05.531
102	47.494	1:05.407
4	54.921	1:06.161
11	57.526	1:07.055

LAP 6 @ 11:23:01.443		
NO	BEHIND	LAP TIME

26		57.843
48	1 Lap	1:06.794
188	0.401	57.833
9	9.892	58.374
24	10.235	58.168
99	10.719	59.485
78	11.307	59.486
84	12.543	58.656
10	12.823	59.574
152	13.215	57.531
134	17.168	1:00.556
818	17.314	59.998
333	21.293	59.594
97	28.857	58.091
361	30.847	1:01.139
123	31.512	1:01.969
34	31.892	1:01.489
23	32.572	1:01.895
169	48.120	1:05.572
274	48.842	1:04.649
13	54.973	1:05.714
102	55.593	1:05.942

LAP 7 @ 11:23:59.200		
NO	BEHIND	LAP TIME

26		57.757
188	0.573	57.929
4	1 Lap	1:05.538
48	1 Lap	1:05.409
11	1 Lap	1:06.222
9	9.908	57.773
24	10.417	57.939
99	11.541	58.579
78	11.998	58.448
84	13.286	58.500
10	13.539	58.473
152	14.114	58.656
818	19.238	59.681
134	20.306	1:00.895
333	22.665	59.129
97	28.236	57.136
361	33.285	1:00.195
123	34.088	1:00.333
34	34.494	1:00.359
23	35.180	1:00.365
169	54.664	1:04.301
274	55.108	1:04.023

LAP 8 @ 11:24:57.819		
NO	BEHIND	LAP TIME

26		58.619
188	0.393	58.439
13	1 Lap	1:04.689
102	1 Lap	1:04.460
9	10.663	59.374
24	10.873	59.075
4	1 Lap	1:05.425

99	11.747	58.825
78	12.776	59.397
84	13.043	58.376
10	13.705	58.785
152	14.383	58.888
48	1 Lap	1:05.721
11	1 Lap	1:06.451
818	20.261	59.642
134	22.273	1:00.586
333	22.756	58.710
97	26.433	56.816
361	35.300	1:00.634
34	36.024	1:00.149
123	36.488	1:01.019
23	37.196	1:00.635

LAP 9 @ 11:25:55.693		
NO	BEHIND	LAP TIME

26		57.874
188	0.179	57.660
274	1 Lap	1:04.230
13	1 Lap	1:04.808
9	10.295	57.506
102	1 Lap	1:04.717
24	10.673	57.674
99	11.164	57.291
84	12.906	57.737
78	13.314	58.412
10	14.376	58.545
152	14.998	58.489
4	1 Lap	1:04.462
818	22.286	59.899
48	1 Lap	1:05.874
11	1 Lap	1:05.244
134	24.826	1:00.427
333	24.942	1:00.060
97	25.079	56.520
361	37.283	59.857
123	37.850	59.236
34	38.209	1:00.059
23	38.977	59.655

LAP 10 @ 11:26:52.298		
NO	BEHIND	LAP TIME

26		56.605
188	0.449	56.875
9	10.902	57.212
24	11.630	57.562
274	1 Lap	1:05.524
99	12.168	57.609
84	14.030	57.729
78	15.436	58.727
152	16.011	57.618
10	16.035	58.264
13	1 Lap	1:05.900
102	1 Lap	1:05.881
97	25.310	56.836
818	25.747	1:00.066
4	1 Lap	1:04.702
333	28.476	1:00.139
134	29.295	1:01.074
48	1 Lap	1:05.917
11	1 Lap	1:06.291
123	40.449	59.204
361	40.517	59.839

LAP 11 @ 11:27:49.116		
NO	BEHIND	LAP TIME

26		56.818
188	0.388	56.757
9	10.760	56.676
24	12.332	57.520
99	12.825	57.475
84	15.756	58.544
152	18.202	59.009
10	18.223	59.006
78	18.497	59.879
274	1 Lap	1:04.462
97	25.814	57.322
13	1 Lap	1:04.181
102	1 Lap	1:04.116
818	29.135	1:00.206
333	31.635	59.977
134	33.220	1:00.743
4	1 Lap	1:04.207
48	1 Lap	1:05.036
11	1 Lap	1:05.433
123	42.214	58.583
34	42.731	58.695
361	44.206	1:00.507
23	44.886	59.648

LAP 12 @ 11:28:45.302		
NO	BEHIND	LAP TIME

188		55.798
26	0.200	56.386
9	11.242	56.668
24	12.788	56.642
99	13.326	56.687
84	18.351	58.781
152	18.576	56.560
10	19.019	56.982
78	19.776	57.465
97	26.470	56.842
274	1 Lap	1:04.820
818	34.105	1:01.156
102	1 Lap	1:04.482
13	1 Lap	1:04.858
333	35.722	1:00.273
134	37.624	1:00.590
4	1 Lap	1:03.798
123	44.456	58.428
34	45.327	58.782
48	1 Lap	1:04.980
11	1 Lap	1:03.853
361	49.441	1:01.421
23	49.472	1:00.772

BMCRC - MRO Championships 2024 - Rnd 1 @ Brands Hatch Indy

Reactive Parts MRO Powerbikes inc Clubman 1000 & MRO Retro 1000s

RACE 5 - POSITION CHART

No	Name	Lap												
		Pos	1	2	3	4	5	6	7	8	9	10	11	12
26	WAINWRIGHT	1	188	188	188	188	26	26	26	26	26	26	26	188
818	SYMON	2	26	26	26	26	188	188	188	188	188	188	188	26
65	BAKER	3	134	10	10	99	99	9	9	9	9	9	9	9
99	BUTTERWORTH	4	10	99	99	78	9	24	24	24	24	24	24	24
10	DUNNING	5	99	134	78	10	78	99	99	99	99	99	99	99
188	KRAWIECKI	6	818	78	24	9	24	78	78	78	84	84	84	84
134	GILBERT	7	78	24	97	24	10	84	84	84	78	78	152	152
102	FEARN	8	24	97	9	84	84	10	10	10	10	152	10	10
78	THOMAS	9	97	818	134	134	152	152	152	152	152	10	78	78
152	MANTELL	10	84	84	84	152	134	134	818	818	818	97	97	97
34	CHEESEMAN	11	9	9	818	818	818	818	134	134	134	818	818	818
361	WHITEHALL	12	152	152	152	333	333	333	333	333	333	333	333	333
84	DELLOW	13	123	333	333	123	123	97	97	97	97	134	134	134
13	MERCER	14	361	123	123	361	361	361	361	361	361	123	123	123
23	PAES	15	333	361	361	23	34	123	123	34	123	361	34	34
97	STROUD	16	34	34	34	34	23	34	34	123	34	34	361	361
48	COLLINS	17	13	23	23	97	97	23	23	23	23	23	23	23
333	HOUGHTON	18	23	274	169	169	169	169	169	274	274	274	274	274
123	VINCER	19	274	169	274	274	274	274	274	13	13	13	102	102
4	KILLWORTH	20	102	13	13	13	13	13	13	102	102	102	13	13
169	SMITH	21	169	102	102	102	102	102	102	4	4	4	4	4
11	GREGORIO	22	48	48	48	4	4	4	4	48	48	48	48	48
24	MANLEY	23	11	11	11	11	11	48	48	11	11	11	11	11
274	LATIMER	24	4	4	4	48	48	11	11					
9	THOMSON	25												

BMCRC - MRO Championships 2024 - Rnd 1 @ Brands Hatch Indy

Reactive Parts MRO Powerbikes inc Clubman 1000 & MRO Retro 1000s

RACE 5 - SECTOR ANALYSIS



SECTOR 1 = FL to I1, SECTOR 2 = I1 to FL, DIFF = Difference To Personal Best Lap, P = Crossed Finish Line in Pit Lane, D = Time Disallowed

P1 188		Dawid KRAWIECKI		Yamaha R1 - Code Blue LTD & D A East Electrical			
IDEAL LAP TIME : 55.798		BEST LAP TIME : 55.798		DIFFERENCE : 0.000			
LAP	SECTOR 1	SECTOR 2	LAP TIME	MPH	DIFF	TIME OF DAY	
1 -		23.631	1:02.545	69.52	6.747	11:18:11.323	
2 -	35.123	23.724	58.847	73.89	3.049	11:19:10.170	
3 -	34.621	23.559	58.180	74.74	2.382	11:20:08.350	
4 -	34.498	23.394	57.892	75.11	2.094	11:21:06.242	
5 -	34.608	23.161	57.769	75.27	1.971	11:22:04.011	
6 -	34.431	23.402	57.833	75.19	2.035	11:23:01.844	
7 -	34.762	23.167	57.929	75.06	2.131	11:23:59.773	
8 -	35.075	23.364	58.439	74.41	2.641	11:24:58.212	
9 -	34.534	23.126	57.660	75.41	1.862	11:25:55.872	
10 -	33.907	22.968	56.875 (3)	76.45	1.077	11:26:52.747	
11 -	33.902	22.855	56.757 (2)	76.61	0.959	11:27:49.504	
12 -	33.284	22.514	55.798 (1)	77.93		11:28:45.302	

P2 26		Josh WAINWRIGHT		Honda CBR1000 - JW MOT Centre			
IDEAL LAP TIME : 56.386		BEST LAP TIME : 56.386		DIFFERENCE : 0.000			
LAP	SECTOR 1	SECTOR 2	LAP TIME	MPH	DIFF	TIME OF DAY	
1 -		23.844	1:03.281	68.71	6.895	11:18:12.059	
2 -	35.342	23.437	58.779	73.98	2.393	11:19:10.838	
3 -	34.930	23.112	58.042	74.92	1.656	11:20:08.880	
4 -	34.509	22.974	57.483	75.65	1.097	11:21:06.363	
5 -	34.297	22.940	57.237	75.97	0.851	11:22:03.600	
6 -	34.644	23.199	57.843	75.17	1.457	11:23:01.443	
7 -	34.634	23.123	57.757	75.29	1.371	11:23:59.200	
8 -	35.396	23.223	58.619	74.18	2.233	11:24:57.819	
9 -	34.796	23.078	57.874	75.13	1.488	11:25:55.693	
10 -	33.912	22.693	56.605 (2)	76.82	0.219	11:26:52.298	
11 -	33.982	22.836	56.818 (3)	76.53	0.432	11:27:49.116	
12 -	33.766	22.620	56.386 (1)	77.12		11:28:45.502	

P3 9		Connor THOMSON		Kawasaki - Utilligence / AH Performance			
IDEAL LAP TIME : 56.570		BEST LAP TIME : 56.668		DIFFERENCE : 0.098			
LAP	SECTOR 1	SECTOR 2	LAP TIME	MPH	DIFF	TIME OF DAY	
1 -		24.936	1:08.752	63.25	12.084	11:18:17.530	
2 -	36.431	24.046	1:00.477	71.90	3.809	11:19:18.007	
3 -	35.218	23.852	59.070	73.61	2.402	11:20:17.077	
4 -	34.548	23.273	57.821	75.20	1.153	11:21:14.898	
5 -	34.901	23.162	58.063	74.89	1.395	11:22:12.961	
6 -	35.060	23.314	58.374	74.49	1.706	11:23:11.335	
7 -	34.594	23.179	57.773	75.27	1.105	11:24:09.108	
8 -	35.477	23.897	59.374	73.24	2.706	11:25:08.482	
9 -	34.294	23.212	57.506	75.62	0.838	11:26:05.988	
10 -	34.099	23.113	57.212 (3)	76.00	0.544	11:27:03.200	
11 -	33.842	22.834	56.676 (2)	76.72	0.008	11:27:59.876	
12 -	33.736	22.932	56.668 (1)	76.73		11:28:56.544	

BMCRC - MRO Championships 2024 - Rnd 1 @ Brands Hatch Indy

Reactive Parts MRO Powerbikes inc Clubman 1000 & MRO Retro 1000s

RACE 5 - SECTOR ANALYSIS



SECTOR 1 = FL to I1, SECTOR 2 = I1 to FL, DIFF = Difference To Personal Best Lap, P = Crossed Finish Line in Pit Lane, D = Time Disallowed

P4 24 C		Callum MANLEY		Kawasaki ZX10R - Bec's Sweets			
IDEAL LAP TIME : 56.561		BEST LAP TIME : 56.642		DIFFERENCE : 0.081			
LAP	SECTOR 1	SECTOR 2	LAP TIME	MPH	DIFF	TIME OF DAY	
1 -		23.981	1:06.689	65.20	10.047	11:18:15.467	
2 -	36.989	23.922	1:00.911	71.39	4.269	11:19:16.378	
3 -	36.153	23.690	59.843	72.66	3.201	11:20:16.221	
4 -	35.528	23.432	58.960	73.75	2.318	11:21:15.181	
5 -	35.230	23.099	58.329	74.55	1.687	11:22:13.510	
6 -	34.825	23.343	58.168	74.75	1.526	11:23:11.678	
7 -	34.717	23.222	57.939	75.05	1.297	11:24:09.617	
8 -	35.500	23.575	59.075	73.61	2.433	11:25:08.692	
9 -	34.731	22.943	57.674	75.39	1.032	11:26:06.366	
10 -	34.945	22.617	57.562 (3)	75.54	0.920	11:27:03.928	
11 -	34.604	22.916	57.520 (2)	75.60	0.878	11:28:01.448	
12 -	33.944	22.698	56.642 (1)	76.77		11:28:58.090	

P5 99 Ret_C		Steven BUTTERWORTH		Yamaha R1 -			
IDEAL LAP TIME : 56.687		BEST LAP TIME : 56.687		DIFFERENCE : 0.000			
LAP	SECTOR 1	SECTOR 2	LAP TIME	MPH	DIFF	TIME OF DAY	
1 -		24.391	1:06.076	65.81	9.389	11:18:14.854	
2 -	36.540	24.107	1:00.647	71.70	3.960	11:19:15.501	
3 -	35.791	23.283	59.074	73.61	2.387	11:20:14.575	
4 -	35.345	23.154	58.499	74.33	1.812	11:21:13.074	
5 -	36.144	23.459	59.603	72.95	2.916	11:22:12.677	
6 -	36.181	23.304	59.485	73.10	2.798	11:23:12.162	
7 -	35.310	23.269	58.579	74.23	1.892	11:24:10.741	
8 -	35.523	23.302	58.825	73.92	2.138	11:25:09.566	
9 -	34.391	22.900	57.291 (2)	75.90	0.604	11:26:06.857	
10 -	34.691	22.918	57.609	75.48	0.922	11:27:04.466	
11 -	34.680	22.795	57.475 (3)	75.66	0.788	11:28:01.941	
12 -	33.909	22.778	56.687 (1)	76.71		11:28:58.628	

P6 84 C		Martyn DELLOW		Suzuki GSXR1000 - Kirdford Shotblasting			
IDEAL LAP TIME : 57.531		BEST LAP TIME : 57.729		DIFFERENCE : 0.198			
LAP	SECTOR 1	SECTOR 2	LAP TIME	MPH	DIFF	TIME OF DAY	
1 -		25.045	1:07.837	64.10	10.108	11:18:16.615	
2 -	37.100	24.255	1:01.355	70.87	3.626	11:19:17.970	
3 -	36.085	23.584	59.669	72.87	1.940	11:20:17.639	
4 -	35.540	23.545	59.085	73.59	1.356	11:21:16.724	
5 -	35.134	23.472	58.606	74.20	0.877	11:22:15.330	
6 -	35.256	23.400	58.656	74.13	0.927	11:23:13.986	
7 -	35.420	23.080	58.500	74.33	0.771	11:24:12.486	
8 -	35.078	23.298	58.376 (3)	74.49	0.647	11:25:10.862	
9 -	34.629	23.108	57.737 (2)	75.31	0.008	11:26:08.599	
10 -	34.827	22.902	57.729 (1)	75.32		11:27:06.328	
11 -	35.067	23.477	58.544	74.27	0.815	11:28:04.872	
12 -	35.590	23.191	58.781	73.97	1.052	11:29:03.653	

BMCRC - MRO Championships 2024 - Rnd 1 @ Brands Hatch Indy

Reactive Parts MRO Powerbikes inc Clubman 1000 & MRO Retro 1000s

RACE 5 - SECTOR ANALYSIS



SECTOR 1 = FL to I1, SECTOR 2 = I1 to FL, DIFF = Difference To Personal Best Lap, P = Crossed Finish Line in Pit Lane, D = Time Disallowed

P7 152 Barry MANTELL		Kawaskai ZX10R - Swedish Car Connection				
IDEAL LAP TIME : 56.560		BEST LAP TIME : 56.560		DIFFERENCE : 0.000		
LAP	SECTOR 1	SECTOR 2	LAP TIME	MPH	DIFF	TIME OF DAY
1 -		25.718	1:09.852	62.25	13.292	11:18:18.630
2 -	36.558	24.446	1:01.004	71.28	4.444	11:19:19.634
3 -	35.936	23.674	59.610	72.95	3.050	11:20:19.244
4 -	35.333	23.706	59.039	73.65	2.479	11:21:18.283
5 -	35.600	23.244	58.844	73.90	2.284	11:22:17.127
6 -	34.249	23.282	57.531 (2)	75.58	0.971	11:23:14.658
7 -	35.087	23.569	58.656	74.13	2.096	11:24:13.314
8 -	34.714	24.174	58.888	73.84	2.328	11:25:12.202
9 -	34.488	24.001	58.489	74.34	1.929	11:26:10.691
10 -	34.332	23.286	57.618 (3)	75.47	1.058	11:27:08.309
11 -	34.750	24.259	59.009	73.69	2.449	11:28:07.318
12 -	33.773	22.787	56.560 (1)	76.88		11:29:03.878

P8 10 Ross DUNNING		BMW 1000RR - Surrey Glazing				
IDEAL LAP TIME : 56.982		BEST LAP TIME : 56.982		DIFFERENCE : 0.000		
LAP	SECTOR 1	SECTOR 2	LAP TIME	MPH	DIFF	TIME OF DAY
1 -		24.660	1:05.731	66.15	8.749	11:18:14.509
2 -	36.358	23.700	1:00.058	72.40	3.076	11:19:14.567
3 -	36.103	23.737	59.840	72.67	2.858	11:20:14.407
4 -	36.138	23.981	1:00.119	72.33	3.137	11:21:14.526
5 -	36.530	23.636	1:00.166	72.27	3.184	11:22:14.692
6 -	35.316	24.258	59.574	72.99	2.592	11:23:14.266
7 -	35.318	23.155	58.473 (3)	74.36	1.491	11:24:12.739
8 -	35.152	23.633	58.785	73.97	1.803	11:25:11.524
9 -	35.172	23.373	58.545	74.27	1.563	11:26:10.069
10 -	35.048	23.216	58.264 (2)	74.63	1.282	11:27:08.333
11 -	35.103	23.903	59.006	73.69	2.024	11:28:07.339
12 -	34.442	22.540	56.982 (1)	76.31		11:29:04.321

P9 78 Ret_C Jamie THOMAS		Suzuki GSXR 1000 - Team RubyRacing				
IDEAL LAP TIME : 57.465		BEST LAP TIME : 57.465		DIFFERENCE : 0.000		
LAP	SECTOR 1	SECTOR 2	LAP TIME	MPH	DIFF	TIME OF DAY
1 -		24.394	1:06.482	65.41	9.017	11:18:15.260
2 -	36.175	24.431	1:00.606	71.75	3.141	11:19:15.866
3 -	35.786	23.535	59.321	73.30	1.856	11:20:15.187
4 -	35.523	23.686	59.209	73.44	1.744	11:21:14.396
5 -	35.614	23.254	58.868	73.87	1.403	11:22:13.264
6 -	36.023	23.463	59.486	73.10	2.021	11:23:12.750
7 -	35.274	23.174	58.448 (3)	74.40	0.983	11:24:11.198
8 -	35.865	23.532	59.397	73.21	1.932	11:25:10.595
9 -	34.919	23.493	58.412 (2)	74.44	0.947	11:26:09.007
10 -	35.887	22.840	58.727	74.04	1.262	11:27:07.734
11 -	35.390	24.489	59.879	72.62	2.414	11:28:07.613
12 -	34.750	22.715	57.465 (1)	75.67		11:29:05.078

BMCRC - MRO Championships 2024 - Rnd 1 @ Brands Hatch Indy

Reactive Parts MRO Powerbikes inc Clubman 1000 & MRO Retro 1000s

RACE 5 - SECTOR ANALYSIS



SECTOR 1 = FL to I1, SECTOR 2 = I1 to FL, DIFF = Difference To Personal Best Lap, P = Crossed Finish Line in Pit Lane, D = Time Disallowed

P10 97 C		Antony STROUD		- A Class Asbestos Limited		
IDEAL LAP TIME : 56.171		BEST LAP TIME : 56.520		DIFFERENCE : 0.349		
LAP	SECTOR 1	SECTOR 2	LAP TIME	MPH	DIFF	TIME OF DAY
1 -		24.459	1:07.492	64.43	10.972	11:18:16.270
2 -	36.994	23.573	1:00.567	71.79	4.047	11:19:16.837
3 -	35.900	23.855	59.755	72.77	3.235	11:20:16.592
4 -	54.587	23.939	1:18.526	55.37	22.006	11:21:35.118
5 -	34.541	22.550	57.091	76.16	0.571	11:22:32.209
6 -	35.017	23.074	58.091	74.85	1.571	11:23:30.300
7 -	34.548	22.588	57.136	76.10	0.616	11:24:27.436
8 -	34.037	22.779	56.816 (2)	76.53	0.296	11:25:24.252
9 -	33.805	22.715	56.520 (1)	76.93		11:26:20.772
10 -	33.634	23.202	56.836 (3)	76.51	0.316	11:27:17.608
11 -	33.937	23.385	57.322	75.86	0.802	11:28:14.930
12 -	34.305	22.537	56.842	76.50	0.322	11:29:11.772

P11 818 Ret_N		Alex SYMON		Kawasaki ZX10R - MCW		
IDEAL LAP TIME : 59.367		BEST LAP TIME : 59.642		DIFFERENCE : 0.275		
LAP	SECTOR 1	SECTOR 2	LAP TIME	MPH	DIFF	TIME OF DAY
1 -		24.947	1:06.412	65.47	6.770	11:18:15.190
2 -	38.271	24.281	1:02.552	69.51	2.910	11:19:17.742
3 -	37.300	23.414	1:00.714	71.62	1.072	11:20:18.456
4 -	36.373	23.741	1:00.114	72.33	0.472	11:21:18.570
5 -	36.636	23.553	1:00.189	72.24	0.547	11:22:18.759
6 -	36.270	23.728	59.998	72.47	0.356	11:23:18.757
7 -	36.320	23.361	59.681 (2)	72.86	0.039	11:24:18.438
8 -	36.208	23.434	59.642 (1)	72.91		11:25:18.080
9 -	36.006	23.893	59.899 (3)	72.59	0.257	11:26:17.979
10 -	36.147	23.919	1:00.066	72.39	0.424	11:27:18.045
11 -	36.127	24.079	1:00.206	72.22	0.564	11:28:18.251
12 -	36.848	24.308	1:01.156	71.10	1.514	11:29:19.407

P12 333		Andrew HOUGHTON		BMW S1000RR - Techoir		
IDEAL LAP TIME : 58.669		BEST LAP TIME : 58.710		DIFFERENCE : 0.041		
LAP	SECTOR 1	SECTOR 2	LAP TIME	MPH	DIFF	TIME OF DAY
1 -		25.339	1:11.134	61.13	12.424	11:18:19.912
2 -	37.666	24.367	1:02.033	70.10	3.323	11:19:21.945
3 -	36.621	24.021	1:00.642	71.70	1.932	11:20:22.587
4 -	36.792	24.075	1:00.867	71.44	2.157	11:21:23.454
5 -	36.211	23.477	59.688	72.85	0.978	11:22:23.142
6 -	36.002	23.592	59.594 (3)	72.97	0.884	11:23:22.736
7 -	35.910	23.219	59.129 (2)	73.54	0.419	11:24:21.865
8 -	35.450	23.260	58.710 (1)	74.06		11:25:20.575
9 -	36.159	23.901	1:00.060	72.40	1.350	11:26:20.635
10 -	36.557	23.582	1:00.139	72.30	1.429	11:27:20.774
11 -	36.466	23.511	59.977	72.50	1.267	11:28:20.751
12 -	36.439	23.834	1:00.273	72.14	1.563	11:29:21.024

BMCRC - MRO Championships 2024 - Rnd 1 @ Brands Hatch Indy

Reactive Parts MRO Powerbikes inc Clubman 1000 & MRO Retro 1000s

RACE 5 - SECTOR ANALYSIS



SECTOR 1 = FL to I1, SECTOR 2 = I1 to FL, DIFF = Difference To Personal Best Lap, P = Crossed Finish Line in Pit Lane, D = Time Disallowed

P13 134		Donald GILBERT		Suzuki GSXR1000 - S and N tyres		
IDEAL LAP TIME : 59.875		BEST LAP TIME : 1:00.205		DIFFERENCE : 0.330		
LAP	SECTOR 1	SECTOR 2	LAP TIME	MPH	DIFF	TIME OF DAY
1 -		24.836	1:05.162	66.73	4.957	11:18:13.940
2 -	36.864	25.005	1:01.869	70.28	1.664	11:19:15.809
3 -	37.427	24.378	1:01.805	70.36	1.600	11:20:17.614
4 -	36.367	23.869	1:00.236 (2)	72.19	0.031	11:21:17.850
5 -	36.218	23.987	1:00.205 (1)	72.22		11:22:18.055
6 -	36.545	24.011	1:00.556	71.81	0.351	11:23:18.611
7 -	36.981	23.914	1:00.895	71.41	0.690	11:24:19.506
8 -	36.512	24.074	1:00.586	71.77	0.381	11:25:20.092
9 -	36.430	23.997	1:00.427 (3)	71.96	0.222	11:26:20.519
10 -	37.417	23.657	1:01.074	71.20	0.869	11:27:21.593
11 -	36.510	24.233	1:00.743	71.59	0.538	11:28:22.336
12 -	36.485	24.105	1:00.590	71.77	0.385	11:29:22.926

P14 123 C		James VINCER		Suzuki GSXR R - John Butcher Bros		
IDEAL LAP TIME : 58.428		BEST LAP TIME : 58.428		DIFFERENCE : 0.000		
LAP	SECTOR 1	SECTOR 2	LAP TIME	MPH	DIFF	TIME OF DAY
1 -		25.374	1:10.139	61.99	11.711	11:18:18.917
2 -	38.742	25.720	1:04.462	67.45	6.034	11:19:23.379
3 -	37.958	24.498	1:02.456	69.62	4.028	11:20:25.835
4 -	38.528	24.762	1:03.290	68.70	4.862	11:21:29.125
5 -	37.458	24.403	1:01.861	70.29	3.433	11:22:30.986
6 -	37.977	23.992	1:01.969	70.17	3.541	11:23:32.955
7 -	36.599	23.734	1:00.333	72.07	1.905	11:24:33.288
8 -	37.233	23.786	1:01.019	71.26	2.591	11:25:34.307
9 -	35.976	23.260	59.236	73.41	0.808	11:26:33.543
10 -	35.896	23.308	59.204 (3)	73.45	0.776	11:27:32.747
11 -	35.566	23.017	58.583 (2)	74.22	0.155	11:28:31.330
12 -	35.460	22.968	58.428 (1)	74.42		11:29:29.758

P15 34 C		Ben CHEESEMAN		Kawasaki ZX10RR - BCH Services Kent Ltd		
IDEAL LAP TIME : 58.583		BEST LAP TIME : 58.695		DIFFERENCE : 0.112		
LAP	SECTOR 1	SECTOR 2	LAP TIME	MPH	DIFF	TIME OF DAY
1 -		26.772	1:14.007	58.75	15.312	11:18:22.785
2 -	37.730	24.996	1:02.726	69.32	4.031	11:19:25.511
3 -	38.078	23.853	1:01.931	70.21	3.236	11:20:27.442
4 -	39.326	23.906	1:03.232	68.77	4.537	11:21:30.674
5 -	37.697	23.475	1:01.172	71.08	2.477	11:22:31.846
6 -	37.646	23.843	1:01.489	70.72	2.794	11:23:33.335
7 -	36.935	23.424	1:00.359	72.04	1.664	11:24:33.694
8 -	36.279	23.870	1:00.149	72.29	1.454	11:25:33.843
9 -	36.705	23.354	1:00.059	72.40	1.364	11:26:33.902
10 -	35.761	23.489	59.250 (3)	73.39	0.555	11:27:33.152
11 -	35.662	23.033	58.695 (1)	74.08		11:28:31.847
12 -	35.861	22.921	58.782 (2)	73.97	0.087	11:29:30.629

BMCRC - MRO Championships 2024 - Rnd 1 @ Brands Hatch Indy

Reactive Parts MRO Powerbikes inc Clubman 1000 & MRO Retro 1000s

RACE 5 - SECTOR ANALYSIS



SECTOR 1 = FL to I1, SECTOR 2 = I1 to FL, DIFF = Difference To Personal Best Lap, P = Crossed Finish Line in Pit Lane, D = Time Disallowed

P16 361		Ryan WHITEHALL		Yamaha R1 - WR Racing			
IDEAL LAP TIME : 59.409		BEST LAP TIME : 59.839		DIFFERENCE : 0.430			
LAP	SECTOR 1	SECTOR 2	LAP TIME	MPH	DIFF	TIME OF DAY	
1 -		25.766	1:10.962	61.28	11.123	11:18:19.740	
2 -	39.908	24.928	1:04.836	67.07	4.997	11:19:24.576	
3 -	38.189	24.300	1:02.489	69.58	2.650	11:20:27.065	
4 -	38.240	24.052	1:02.292	69.80	2.453	11:21:29.357	
5 -	37.786	24.008	1:01.794	70.37	1.955	11:22:31.151	
6 -	37.583	23.556	1:01.139	71.12	1.300	11:23:32.290	
7 -	36.707	23.488	1:00.195 (3)	72.24	0.356	11:24:32.485	
8 -	37.117	23.517	1:00.634	71.71	0.795	11:25:33.119	
9 -	36.656	23.201	59.857 (2)	72.64	0.018	11:26:32.976	
10 -	36.208	23.631	59.839 (1)	72.67		11:27:32.815	
11 -	36.973	23.534	1:00.507	71.86	0.668	11:28:33.322	
12 -	37.124	24.297	1:01.421	70.79	1.582	11:29:34.743	

P17 23 C		Jason PAES		Aprilia RSV4 - J&R Electrical Ltd			
IDEAL LAP TIME : 59.577		BEST LAP TIME : 59.648		DIFFERENCE : 0.071			
LAP	SECTOR 1	SECTOR 2	LAP TIME	MPH	DIFF	TIME OF DAY	
1 -		26.884	1:14.420	58.43	14.772	11:18:23.198	
2 -	38.301	25.097	1:03.398	68.59	3.750	11:19:26.596	
3 -	37.986	24.741	1:02.727	69.32	3.079	11:20:29.323	
4 -	36.961	24.185	1:01.146	71.11	1.498	11:21:30.469	
5 -	37.209	24.442	1:01.651	70.53	2.003	11:22:32.120	
6 -	37.546	24.349	1:01.895	70.25	2.247	11:23:34.015	
7 -	36.363	24.002	1:00.365	72.03	0.717	11:24:34.380	
8 -	36.662	23.973	1:00.635	71.71	0.987	11:25:35.015	
9 -	36.117	23.538	59.655 (2)	72.89	0.007	11:26:34.670	
10 -	36.039	23.645	59.684 (3)	72.86	0.036	11:27:34.354	
11 -	36.093	23.555	59.648 (1)	72.90		11:28:34.002	
12 -	36.418	24.354	1:00.772	71.55	1.124	11:29:34.774	

P18 274 Ret_C		Stewart LATIMER		- Fat Bloke Racing RR			
IDEAL LAP TIME : 1:03.631		BEST LAP TIME : 1:04.023		DIFFERENCE : 0.392			
LAP	SECTOR 1	SECTOR 2	LAP TIME	MPH	DIFF	TIME OF DAY	
1 -		27.650	1:15.976	57.23	11.953	11:18:24.754	
2 -	40.054	26.358	1:06.412	65.47	2.389	11:19:31.166	
3 -	39.570	25.494	1:05.064	66.83	1.041	11:20:36.230	
4 -	39.619	25.545	1:05.164	66.73	1.141	11:21:41.394	
5 -	38.984	25.258	1:04.242 (3)	67.69	0.219	11:22:45.636	
6 -	38.937	25.712	1:04.649	67.26	0.626	11:23:50.285	
7 -	38.864	25.159	1:04.023 (1)	67.92		11:24:54.308	
8 -	38.904	25.326	1:04.230 (2)	67.70	0.207	11:25:58.538	
9 -	39.401	26.123	1:05.524	66.36	1.501	11:27:04.062	
10 -	38.589	25.873	1:04.462	67.45	0.439	11:28:08.524	
11 -	38.472	26.348	1:04.820	67.08	0.797	11:29:13.344	

P19 102 Ret_C		James FEARN		Suzuki GSXR1000 -			
IDEAL LAP TIME : 1:03.856		BEST LAP TIME : 1:04.116		DIFFERENCE : 0.260			
LAP	SECTOR 1	SECTOR 2	LAP TIME	MPH	DIFF	TIME OF DAY	
1 -		28.224	1:16.463	56.87	12.347	11:18:25.241	
2 -	41.961	26.933	1:08.894	63.12	4.778	11:19:34.135	
3 -	40.163	26.125	1:06.288	65.60	2.172	11:20:40.423	
4 -	39.472	25.792	1:05.264	66.63	1.148	11:21:45.687	
5 -	39.543	25.864	1:05.407	66.48	1.291	11:22:51.094	
6 -	39.778	26.164	1:05.942	65.94	1.826	11:23:57.036	
7 -	39.102	25.358	1:04.460 (2)	67.46	0.344	11:25:01.496	
8 -	39.062	25.655	1:04.717	67.19	0.601	11:26:06.213	
9 -	39.789	26.092	1:05.881	66.00	1.765	11:27:12.094	
10 -	38.498	25.618	1:04.116 (1)	67.82		11:28:16.210	
11 -	38.950	25.532	1:04.482 (3)	67.43	0.366	11:29:20.692	

BMCRC - MRO Championships 2024 - Rnd 1 @ Brands Hatch Indy

Reactive Parts MRO Powerbikes inc Clubman 1000 & MRO Retro 1000s

RACE 5 - SECTOR ANALYSIS



SECTOR 1 = FL to I1, SECTOR 2 = I1 to FL, DIFF = Difference To Personal Best Lap, P = Crossed Finish Line in Pit Lane, D = Time Disallowed

P20 13 Ret_C Daniel MERCER			Honda CBR1000RR - Merc&Co Racing			
IDEAL LAP TIME : 1:04.160		BEST LAP TIME : 1:04.181		DIFFERENCE : 0.021		
LAP	SECTOR 1	SECTOR 2	LAP TIME	MPH	DIFF	TIME OF DAY
1 -		27.067	1:14.010	58.75	9.829	11:18:22.788
2 -	41.254	27.522	1:08.776	63.22	4.595	11:19:31.564
3 -	40.775	26.485	1:07.260	64.65	3.079	11:20:38.824
4 -	40.131	26.216	1:06.347	65.54	2.166	11:21:45.171
5 -	39.532	25.999	1:05.531	66.35	1.350	11:22:50.702
6 -	39.684	26.030	1:05.714	66.17	1.533	11:23:56.416
7 -	39.029	25.660	1:04.689 (2)	67.22	0.508	11:25:01.105
8 -	38.906	25.902	1:04.808 (3)	67.09	0.627	11:26:05.913
9 -	39.860	26.040	1:05.900	65.98	1.719	11:27:11.813
10 -	38.500	25.681	1:04.181 (1)	67.75		11:28:15.994
11 -	38.921	25.937	1:04.858	67.04	0.677	11:29:20.852

P21 4 Ret_C Hayden KILLWORTH			Suzuki GSXR 1000 - @GreenPlantUK & H11xy			
IDEAL LAP TIME : 1:03.798		BEST LAP TIME : 1:03.798		DIFFERENCE : 0.000		
LAP	SECTOR 1	SECTOR 2	LAP TIME	MPH	DIFF	TIME OF DAY
1 -		28.889	1:18.813	55.17	15.015	11:18:27.591
2 -	42.492	27.828	1:10.320	61.84	6.522	11:19:37.911
3 -	41.501	26.952	1:08.453	63.52	4.655	11:20:46.364
4 -	39.926	26.070	1:05.996	65.89	2.198	11:21:52.360
5 -	40.220	25.941	1:06.161	65.72	2.363	11:22:58.521
6 -	39.741	25.797	1:05.538	66.35	1.740	11:24:04.059
7 -	39.628	25.797	1:05.425	66.46	1.627	11:25:09.484
8 -	38.983	25.479	1:04.462 (3)	67.45	0.664	11:26:13.946
9 -	39.166	25.536	1:04.702	67.20	0.904	11:27:18.648
10 -	38.721	25.486	1:04.207 (2)	67.72	0.409	11:28:22.855
11 -	38.481	25.317	1:03.798 (1)	68.16		11:29:26.653

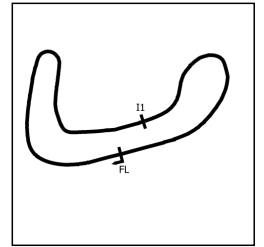
P22 48 C Aaron COLLINS			BMW S1000RR - Precision Installations			
IDEAL LAP TIME : 1:04.470		BEST LAP TIME : 1:04.980		DIFFERENCE : 0.510		
LAP	SECTOR 1	SECTOR 2	LAP TIME	MPH	DIFF	TIME OF DAY
1 -		28.253	1:17.592	56.04	12.612	11:18:26.370
2 -	42.497	27.942	1:10.439	61.73	5.459	11:19:36.809
3 -	41.796	27.070	1:08.866	63.14	3.886	11:20:45.675
4 -	41.932	27.166	1:09.098	62.93	4.118	11:21:54.773
5 -	40.471	26.323	1:06.794	65.10	1.814	11:23:01.567
6 -	39.576	25.833	1:05.409 (3)	66.48	0.429	11:24:06.976
7 -	39.355	26.366	1:05.721	66.16	0.741	11:25:12.697
8 -	39.462	26.412	1:05.874	66.01	0.894	11:26:18.571
9 -	39.658	26.259	1:05.917	65.97	0.937	11:27:24.488
10 -	39.200	25.836	1:05.036 (2)	66.86	0.056	11:28:29.524
11 -	39.710	25.270	1:04.980 (1)	66.92		11:29:34.504

P23 11 Ret_C Roberto Di GREGORIO			Aprilia RSV4 FACTORY - Physio Healthy			
IDEAL LAP TIME : 1:03.853		BEST LAP TIME : 1:03.853		DIFFERENCE : 0.000		
LAP	SECTOR 1	SECTOR 2	LAP TIME	MPH	DIFF	TIME OF DAY
1 -		28.003	1:18.296	55.54	14.443	11:18:27.074
2 -	42.337	27.987	1:10.324	61.83	6.471	11:19:37.398
3 -	41.700	26.802	1:08.502	63.48	4.649	11:20:45.900
4 -	41.556	26.615	1:08.171	63.78	4.318	11:21:54.071
5 -	41.365	25.690	1:07.055	64.85	3.202	11:23:01.126
6 -	40.427	25.795	1:06.222	65.66	2.369	11:24:07.348
7 -	40.858	25.593	1:06.451	65.44	2.598	11:25:13.799
8 -	40.219	25.025	1:05.244 (2)	66.65	1.391	11:26:19.043
9 -	40.727	25.564	1:06.291	65.59	2.438	11:27:25.334
10 -	40.120	25.313	1:05.433 (3)	66.45	1.580	11:28:30.767
11 -	39.153	24.700	1:03.853 (1)	68.10		11:29:34.620

BMCRC - MRO Championships 2024 - Rnd 1 @ Brands Hatch Indy

Reactive Parts MRO Powerbikes inc Clubman 1000 & MRO Retro 1000s

RACE 5 - SECTOR ANALYSIS



SECTOR 1 = FL to I1, SECTOR 2 = I1 to FL, DIFF = Difference To Personal Best Lap, P = Crossed Finish Line in Pit Lane, D = Time Disallowed

P24 169 Ret_C Cory SMITH							
IDEAL LAP TIME : 1:03.558		BEST LAP TIME : 1:03.683		DIFFERENCE : 0.125			
LAP	SECTOR 1	SECTOR 2	LAP TIME	MPH	DIFF	TIME OF DAY	
1 -		27.613	1:16.576	56.78	12.893	11:18:25.354	
2 -	39.858	26.346	1:06.204	65.68	2.521	11:19:31.558	
3 -	38.439	25.465	1:03.904 (2)	68.04	0.221	11:20:35.462	
4 -	38.564	25.119	1:03.683 (1)	68.28		11:21:39.145	
5 -	38.986	25.860	1:04.846	67.06	1.163	11:22:43.991	
6 -	39.682	25.890	1:05.572	66.31	1.889	11:23:49.563	
7 -	38.899	25.402	1:04.301 (3)	67.62	0.618	11:24:53.864	

BMCRC - MRO Championships 2024 - Rnd 1 @ Brands Hatch Indy

Reactive Parts MRO Powerbikes inc Clubman 1000 & MRO Retro 1000s

RACE 5 - BEST SECTORS

SECTOR 1			SECTOR 2			IDEAL / BEST COMPARISON						
POS	NO	NAME	TIME	NO	NAME	TIME	POS	NO	NAME	IDEAL	BEST	DIFF
									PERFECT LAP	55.798		
1	188	KRAWIECKI	33.284	188	KRAWIECKI	22.514	1	188	KRAWIECKI	55.798	55.798	0.000
2	97	STROUD	33.634	97	STROUD	22.537	2	97	STROUD	56.171	56.520	0.349
3	9	THOMSON	33.736	10	DUNNING	22.540	3	26	WAINWRIGHT	56.386	56.386	0.000
4	26	WAINWRIGHT	33.766	24	MANLEY	22.617	4	152	MANTELL	56.560	56.560	0.000
5	152	MANTELL	33.773	26	WAINWRIGHT	22.620	5	24	MANLEY	56.561	56.642	0.081
6	99	BUTTERWORTH	33.909	78	THOMAS	22.715	6	9	THOMSON	56.570	56.668	0.098
7	24	MANLEY	33.944	99	BUTTERWORTH	22.778	7	99	BUTTERWORTH	56.687	56.687	0.000
8	10	DUNNING	34.442	152	MANTELL	22.787	8	10	DUNNING	56.982	56.982	0.000
9	84	DELLOW	34.629	9	THOMSON	22.834	9	78	THOMAS	57.465	57.465	0.000
10	78	THOMAS	34.750	84	DELLOW	22.902	10	84	DELLOW	57.531	57.729	0.198
11	333	HOUGHTON	35.450	34	CHEESEMAN	22.921	11	123	VINCER	58.428	58.428	0.000
12	123	VINCER	35.460	123	VINCER	22.968	12	34	CHEESEMAN	58.583	58.695	0.112
13	34	CHEESEMAN	35.662	361	WHITEHALL	23.201	13	333	HOUGHTON	58.669	58.710	0.041
14	818	SYMON	36.006	333	HOUGHTON	23.219	14	818	SYMON	59.367	59.642	0.275
15	23	PAES	36.039	818	SYMON	23.361	15	361	WHITEHALL	59.409	59.839	0.430
16	361	WHITEHALL	36.208	23	PAES	23.538	16	23	PAES	59.577	59.648	0.071
17	134	GILBERT	36.218	134	GILBERT	23.657	17	134	GILBERT	59.875	1:00.205	0.330
18	169	SMITH	38.439	11	GREGORIO	24.700	18	169	SMITH	1:03.558	1:03.683	0.125
19	274	LATIMER	38.472	169	SMITH	25.119	19	274	LATIMER	1:03.631	1:04.023	0.392
20	4	KILLWORTH	38.481	274	LATIMER	25.159	20	4	KILLWORTH	1:03.798	1:03.798	0.000
21	102	FEARN	38.498	48	COLLINS	25.270	21	11	GREGORIO	1:03.853	1:03.853	0.000
22	13	MERCER	38.500	4	KILLWORTH	25.317	22	102	FEARN	1:03.856	1:04.116	0.260
23	11	GREGORIO	39.153	102	FEARN	25.358	23	13	MERCER	1:04.160	1:04.181	0.021
24	48	COLLINS	39.200	13	MERCER	25.660	24	48	COLLINS	1:04.470	1:04.980	0.510
25												

BMCRC - MRO Championships 2024 - Rnd 1 @ Brands Hatch Indy

Reactive Parts MRO Powerbikes inc Clubman 1000 & MRO Retro 1000s

RACE 5 - STATISTICS

Competitors Started	25
Planned Start	2024-03-17 @ 11:20:00.000
Actual Start	2024-03-17 @ 11:17:08.778
Finish Time	2024-03-17 @ 11:28:45.301
Track Length	1.2079mi.
Total Laps	277
Total Distance Covered	334.6009mi.

Session Fastest Lap History

NO	CL	NAME	LAP TIME	TIME OF DAY	LAP	VEHICLE
188		Dawid KRAWIECKI	58.847	11:19:10.170	2	Yamaha R1
26		Josh WAINWRIGHT	58.779	11:19:10.838	2	Honda CBR1000
188		Dawid KRAWIECKI	58.180	11:20:08.350	3	Yamaha R1
26		Josh WAINWRIGHT	58.042	11:20:08.880	3	Honda CBR1000
188		Dawid KRAWIECKI	57.892	11:21:06.266	4	Yamaha R1
26		Josh WAINWRIGHT	57.483	11:21:06.388	4	Honda CBR1000
26		Josh WAINWRIGHT	57.237	11:22:03.625	5	Honda CBR1000
97	C	Antony STROUD	57.091	11:22:32.218	5	
97	C	Antony STROUD	56.816	11:25:24.261	8	
97	C	Antony STROUD	56.520	11:26:20.781	9	
188		Dawid KRAWIECKI	55.798	11:28:45.326	12	Yamaha R1

Session Leader History

NO	CL	NAME	FROM LAP	LAPS LED	DISTANCE	VEHICLE
188		Dawid KRAWIECKI	1	4	4.83 miles	Yamaha R1
26		Josh WAINWRIGHT	5	7	8.45 miles	Honda CBR1000
188		Dawid KRAWIECKI	12	1	1.20 miles	Yamaha R1

Flag History

TYPE	TIME OF DAY
GREEN	11:17:08.778
FINISH	11:28:45.301

Flag Statistics

TYPE	COUNT	TOTAL LAPS	TOTAL TIME
Green	1	12	12:43.648
Red	0	0	0.000
Safety Car	0	0	0.000
FCY	0	0	0.000

BMCRC - MRO Championships 2024 - Rnd 1 @ Brands Hatch Indy

Reactive Parts MRO Powerbikes inc Clubman 1000 & MRO Retro 1000s

RACE 5 - STATISTICS

CLASS :

9 Starters

Fastest Lap History

NO	NAME	LAP TIME	TIME OF DAY	LAP	VEHICLE
188	Dawid KRAWIECKI	58.847	11:19:10.170	2	Yamaha R1
26	Josh WAINWRIGHT	58.779	11:19:10.838	2	Honda CBR1000
188	Dawid KRAWIECKI	58.180	11:20:08.350	3	Yamaha R1
26	Josh WAINWRIGHT	58.042	11:20:08.880	3	Honda CBR1000
188	Dawid KRAWIECKI	57.892	11:21:06.266	4	Yamaha R1
26	Josh WAINWRIGHT	57.483	11:21:06.388	4	Honda CBR1000
26	Josh WAINWRIGHT	57.237	11:22:03.625	5	Honda CBR1000
26	Josh WAINWRIGHT	56.605	11:26:52.323	10	Honda CBR1000
188	Dawid KRAWIECKI	55.798	11:28:45.326	12	Yamaha R1

Leader History

NO	NAME	FROM LAP	LAPS LED	DISTANCE	VEHICLE
188	Dawid KRAWIECKI	1	4	4.83 miles	Yamaha R1
26	Josh WAINWRIGHT	5	7	8.45 miles	Honda CBR1000
188	Dawid KRAWIECKI	12	1	1.20 miles	Yamaha R1

BMCRC - MRO Championships 2024 - Rnd 1 @ Brands Hatch Indy

Reactive Parts MRO Powerbikes inc Clubman 1000 & MRO Retro 1000s

RACE 5 - STATISTICS

CLASS : C

7 Starters

Fastest Lap History

NO	NAME	LAP TIME	TIME OF DAY	LAP	VEHICLE
24	Callum MANLEY	1:00.911	11:19:16.378	2	Kawasaki ZX10R
97	Antony STROUD	1:00.567	11:19:16.837	2	
24	Callum MANLEY	59.843	11:20:16.221	3	Kawasaki ZX10R
97	Antony STROUD	59.755	11:20:16.592	3	
84	Martyn DELLOW	59.669	11:20:17.639	3	Suzuki GSXR1000
24	Callum MANLEY	58.960	11:21:15.204	4	Kawasaki ZX10R
24	Callum MANLEY	58.329	11:22:13.533	5	Kawasaki ZX10R
97	Antony STROUD	57.091	11:22:32.218	5	
97	Antony STROUD	56.816	11:25:24.261	8	
97	Antony STROUD	56.520	11:26:20.781	9	

Leader History

NO	NAME	FROM LAP	LAPS LED	DISTANCE	VEHICLE
24	Callum MANLEY	1	12	14.49 miles	Kawasaki ZX10R

BMCRC - MRO Championships 2024 - Rnd 1 @ Brands Hatch Indy

Reactive Parts MRO Powerbikes inc Clubman 1000 & MRO Retro 1000s

RACE 5 - STATISTICS

CLASS : Ret_C

8 Starters

Fastest Lap History

NO	NAME	LAP TIME	TIME OF DAY	LAP	VEHICLE
99	Steven BUTTERWORTH	1:00.647	11:19:15.501	2	Yamaha R1
78	Jamie THOMAS	1:00.606	11:19:15.866	2	Suzuki GSXR 1000
99	Steven BUTTERWORTH	59.074	11:20:14.575	3	Yamaha R1
99	Steven BUTTERWORTH	58.499	11:21:13.086	4	Yamaha R1
78	Jamie THOMAS	58.448	11:24:11.224	7	Suzuki GSXR 1000
99	Steven BUTTERWORTH	57.291	11:26:06.869	9	Yamaha R1
99	Steven BUTTERWORTH	56.687	11:28:58.641	12	Yamaha R1

Leader History

NO	NAME	FROM LAP	LAPS LED	DISTANCE	VEHICLE
99	Steven BUTTERWORTH	1	12	14.49 miles	Yamaha R1

BMCRC - MRO Championships 2024 - Rnd 1 @ Brands Hatch Indy

Reactive Parts MRO Powerbikes inc Clubman 1000 & MRO Retro 1000s

RACE 5 - STATISTICS

CLASS : Ret_N

1 Starters

Fastest Lap History

NO	NAME	LAP TIME	TIME OF DAY	LAP	VEHICLE
818	Alex SYMON	1:02.552	11:19:17.742	2	Kawasaki ZX10R
818	Alex SYMON	1:00.714	11:20:18.456	3	Kawasaki ZX10R
818	Alex SYMON	1:00.114	11:21:18.580	4	Kawasaki ZX10R
818	Alex SYMON	59.998	11:23:18.766	6	Kawasaki ZX10R
818	Alex SYMON	59.681	11:24:18.447	7	Kawasaki ZX10R
818	Alex SYMON	59.642	11:25:18.090	8	Kawasaki ZX10R

Leader History

NO	NAME	FROM LAP	LAPS LED	DISTANCE	VEHICLE
818	Alex SYMON	1	12	14.49 miles	Kawasaki ZX10R



BMCRC - MRO Championships 2024 - Rnd 1 @ Brands Hatch Indy

Reactive Parts MRO Powerbikes inc Clubman 1000 & MRO Retro 1000s

RACE 17 - GRID (10 Laps)

ROW 11		32	63	Matthew WREN	31	71	Mark PARRETT				
ROW 10	30	43	David WILLIAMS	29	184	David TWYFORD	28	31	Max MACRAE		
ROW 9		27	96	Pete SCOTT	26	46	Simon GATES	25	48	Aaron COLLINS	1:04.980
ROW 8		24	13	Daniel MERCER	23	102	James FEARN	22	274	Stewart LATIMER	1:04.181 1:04.116 1:04.023
ROW 7		21	11	Roberto Di GREGORIO	20	4	Hayden KILLWORTH	19	169	Cory SMITH	1:03.853 1:03.798 1:03.683
ROW 6		18	134	Donald GILBERT	17	361	Ryan WHITEHALL	16	23	Jason PAES	1:00.205 59.839 59.648
ROW 5		15	818	Alex SYMON	14	333	Andrew HOUGHTON	13	34	Ben CHEESEMAN	59.642 58.710 58.695
ROW 4		12	123	James VINCER	11	84	Martyn DELLOW	10	78	Jamie THOMAS	58.428 57.729 57.465
ROW 3		9	65	Peter BAKER	8	10	Ross DUNNING	7	99	Steven BUTTERWORTH	56.982 56.687
ROW 2		6	9	Connor THOMSON	5	24	Callum MANLEY	4	152	Barry MANTELL	56.668 56.642 56.560
ROW 1		3	97	Antony STROUD	2	26	Josh WAINWRIGHT	1	188	Dawid KRAWIECKI	56.520 56.386 55.798
Pole											

These results are provisional until the conclusion of any judicial and technical matters.

Brands Hatch Indy: 1.2079 miles

Clerk Of Course:	Stewards:	Timekeeper:	<i>Craig Smith</i>	
------------------	-----------	-------------	--------------------	--

Results can be found at www.tsl-timing.com

Printed - 11:34 Sunday, 17 March 2024





BMCRC - MRO Championships 2024 - Rnd 1 @ Brands Hatch Indy

Reactive Parts MRO Powerbikes inc Clubman 1000 & MRO Retro 1000s

RACE 17 - CLASSIFICATION

Race Distance: 10 Laps / 12.07 miles

POS	NO	CL	PIC	NAME	ENTRY	LAPS	TIME	GAP	DIFF	MPH	BEST	ON	GRD	↑↓
1	9		1	Connor THOMSON	Kawasaki - Sound Advice Hearing	10	8:20.060			86.96	48.307	8	6	5
2	26		2	Josh WAINWRIGHT	Honda CBR1000 - JW MOT Centre	10	8:20.140	0.080	0.080	86.94	48.985	6	2	0
3	24	C	1	Callum MANLEY	Kawasaki ZX10R - Bec's Sweets	10	8:28.653	8.593	8.513	85.49	49.870	6	5	2
4	65		3	Peter BAKER	Kawasaki ZX10R - T.J & Peter Baker M/C. Dodfrey Engineerin	10	8:36.464	16.404	7.811	84.19	49.887	5	9	5
5	188		4	Dawid KRAWIECKI	Yamaha R1 - Code Blue LTD & D A East Electrical	10	8:39.408	19.348	2.944	83.72	50.721	8	1	-4
6	818	Ret_N	1	Alex SYMON	Kawasaki ZX10R - MCW	10	8:46.310	26.250	6.902	82.62	50.810	7	15	9
7	134		5	Donald GILBERT	Suzuki GSXR1000 - S and N tyres	10	8:46.587	26.527	0.277	82.58	51.021	10	18	11
8	152		6	Barry MANTELL	Kawasaki ZX10R - Swedish Car Connection	10	8:46.915	26.855	0.328	82.52	50.575	6	4	-4
9	99	Ret_C	1	Steven BUTTERWORTH	Yamaha R1 -	10	8:48.392	28.332	1.477	82.29	50.712	8	7	-2
10	10		7	Ross DUNNING	BMW 1000RR - Surrey Glazing	10	8:51.938	31.878	3.546	81.75	51.105	7	8	-2
11	102	Ret_C	2	James FEARN	Suzuki GSXR1000 -	10	8:53.356	33.296	1.418	81.53	51.089	8	23	12
12	123	C	2	James VINCER	Suzuki GSXR R - John Butcher Bros	10	8:59.575	39.515	6.219	80.59	51.702	10	12	0
13	97*	C	3	Antony STROUD	- A Class Asbestos Limited	10	9:05.006	44.946	5.431	79.78	52.149	7	3	-10
14	361		8	Ryan WHITEHALL	Yamaha R1 - WR Racing	10	9:05.848	45.788	0.842	79.66	51.052	10	17	3
15	78	Ret_C	3	Jamie THOMAS	Suzuki GSXR 1000 - Team RubyRacing	10	9:09.391	49.331	3.543	79.15	53.163	6	10	-5
16	34	C	4	Ben CHEESEMAN	Kawasaki ZX10RR - BCH Services Kent Ltd	10	9:09.444	49.384	0.053	79.14	52.910	10	13	-3
17	333		9	Andrew HOUGHTON	BMW S1000RR - Techoir	10	9:09.656	49.596	0.212	79.11	52.792	9	14	-3
18	23	C	5	Jason PAES	Aprilia RSV4 - J&R Electrical Ltd	10	9:10.122	50.062	0.466	79.04	53.230	10	16	-2
19	84	C	6	Martyn DELLOW	Suzuki GSXR1000 - Kirdford Shotblasting	9	8:21.606	1 Lap	1 Lap	78.02	54.595	3	11	-8
20	13	Ret_C	4	Daniel MERCER	Honda CBR1000RR - Merc&Co Racing	9	8:22.136	1 Lap	0.530	77.94	53.785	8	24	4
21	71		10	Mark PARRETT	- Chas Mortimer Ltd	9	8:23.149	1 Lap	1.013	77.78	53.438	8	31	10
22	169	Ret_C	5	Cory SMITH	-	9	8:24.797	1 Lap	1.648	77.53	53.648	8	19	-3
23	48	C	7	Aaron COLLINS	BMW S1000RR - Precision Installations	9	8:28.841	1 Lap	4.044	76.91	53.923	7	25	2
24	11	Ret_C	6	Roberto Di GREGORIO	Aprilia RSV4 FACTORY - Physio Healthy	9	8:31.541	1 Lap	2.700	76.50	53.820	7	21	-3
25	96	Ret_C	7	Pete SCOTT	Suzuki GSXR1000K5 - South Hill MOT Centre	9	8:40.358	1 Lap	8.817	75.21	54.413	9	27	2
26	274	Ret_C	8	Stewart LATIMER	- Fat Bloke Racing RR	9	8:42.082	1 Lap	1.724	74.96	55.357	9	22	-4

NOT CLASSIFIED

DNF	4	Ret_C		Hayden KILLWORTH	Suzuki GSXR 1000 - @GreenPlantUK & H11xy	1	1:06.554	9 Laps	8 Laps	65.33				20
-----	---	-------	--	------------------	--	---	----------	--------	--------	-------	--	--	--	----

FASTEST LAP

9				Connor THOMSON	Kawasaki - Utilligence / AH Performance	8	48.307			90.02 mph				144.87 kph
24	C			Callum MANLEY	Kawasaki ZX10R - Bec's Sweets	6	49.870			87.19 mph				140.33 kph
99	Ret_C			Steven BUTTERWORTH	Yamaha R1 -	8	50.712			85.75 mph				138.00 kph
818	Ret_N			Alex SYMON	Kawasaki ZX10R - MCW	7	50.810			85.58 mph				137.73 kph

Comments:

* No. 97 - 10 second penalty - jump start
 Class - 92.5% of Race Speed = 80.43 mph
 Class C - 92.5% of Race Speed = 79.07 mph
 Class Ret_N - 92.5% of Race Speed = 76.42 mph
 Class Ret_C - 92.5% of Race Speed = 76.11 mph

Weather / Track : Cloudy / Dry

Date: 17/03/2024 Start: 15:16 Finish: 15:24

These results are provisional until the conclusion of any judicial and technical matters.

Brands Hatch Indy: 1.2079 miles

Clerk Of Course:	Stewards:	Timekeeper:	<i>Craig Smith</i>	
------------------	-----------	-------------	--------------------	--

Results can be found at www.tsl-timing.com

Printed - 15:25 Sunday, 17 March 2024



BMCRC - MRO Championships 2024 - Rnd 1 @ Brands Hatch Indy

Reactive Parts MRO Powerbikes inc Clubman 1000 & MRO Retro 1000s

RACE 17 - LAP CHART

LAP 1 @ 15:16:57.801

NO	BEHIND	LAP TIME
26		53.918
188	2.232	56.150
9	2.736	56.654
24	2.849	56.767
97	6.414	1:00.332
134	6.437	1:00.355
65	6.629	1:00.547
123	6.740	1:00.658
99	7.026	1:00.944
10	7.334	1:01.252
152	7.495	1:01.413
84	8.212	1:02.130
818	8.292	1:02.210
102	8.626	1:02.544
78	8.771	1:02.689
23	9.386	1:03.304
34	9.837	1:03.755
13	10.889	1:04.807
169	11.174	1:05.092
333	12.514	1:06.432
4	12.636	1:06.554
361	13.667	1:07.585
48	14.145	1:08.063
71	14.325	1:08.243
274	15.564	1:09.482
11	15.640	1:09.558
96	15.827	1:09.745

LAP 2 @ 15:17:47.215

NO	BEHIND	LAP TIME
26		49.414
9	3.894	50.572
24	3.986	50.551
188	4.872	52.054
65	9.780	52.565
134	10.414	53.391
97	11.311	54.311
99	11.639	54.027
152	12.390	54.309
123	12.413	55.087
818	12.487	53.609
10	12.779	54.859
102	13.549	54.337
84	13.592	54.794
23	14.156	54.184
78	14.509	55.152
34	15.606	55.183
13	17.324	55.849
333	18.967	55.867
169	19.040	57.280
361	22.043	57.790
71	22.845	57.934
48	23.684	58.953
11	23.924	57.698
274	24.614	58.464
96	24.860	58.447

LAP 3 @ 15:18:36.569

NO	BEHIND	LAP TIME
26		49.354
9	4.334	49.794
24	4.676	50.044

188	7.068	51.550
65	10.529	50.103
134	13.028	51.968
97	14.292	52.335
99	14.510	52.225
818	14.947	51.814
152	15.377	52.341
123	17.275	54.216
10	17.366	53.941
102	17.461	53.266
84	18.833	54.595
23	19.244	54.442
78	19.647	54.492
34	20.656	54.404
13	22.907	54.937
333	23.427	53.814
169	25.100	55.414
361	26.026	53.337
71	27.743	54.252
48	29.575	55.245
11	30.065	55.495
274	32.460	57.200
96	33.105	57.599

LAP 4 @ 15:19:25.703

NO	BEHIND	LAP TIME
26		49.134
9	4.534	49.334
24	5.453	49.911
188	9.341	51.407
65	11.771	50.376
134	15.669	51.775
97	17.738	52.580
99	17.777	52.401
818	17.919	52.106
152	18.148	51.905
10	20.924	52.692
102	21.080	52.753
123	22.111	53.970
84	24.323	54.624
23	24.738	54.628
78	24.864	54.351
34	25.041	53.519
13	28.497	54.724
333	28.523	54.230
361	29.236	52.344
169	30.709	54.743
71	32.375	53.766
48	35.186	54.745
11	35.709	54.778
274	39.798	56.472
96	40.270	56.299

LAP 5 @ 15:20:15.132

NO	BEHIND	LAP TIME
26		49.429
9	4.108	49.003
24	6.190	50.166
188	11.360	51.448
65	12.229	49.887
134	18.049	51.809
818	19.731	51.241
99	20.179	51.831
97	20.993	52.684
152	21.030	52.311

10	23.410	51.915
102	23.585	51.934
123	26.229	53.547
78	29.557	54.122
34	30.128	54.516
84	30.155	55.261
23	30.467	55.158
333	32.132	53.038
361	32.518	52.711
13	34.287	55.219
169	36.458	55.178
71	36.613	53.667
48	40.661	54.904
11	40.954	54.674
274	46.578	56.209
96	47.243	56.402

LAP 6 @ 15:21:04.117

NO	BEHIND	LAP TIME
26		48.985
9	4.206	49.083
24	7.075	49.870
188	14.075	51.700
65	14.120	50.876
134	20.672	51.608
818	21.664	50.918
99	22.357	51.163
152	22.620	50.575
97	24.595	52.587
10	26.272	51.847
102	26.819	52.219
123	30.361	53.117
78	33.735	53.163
34	35.110	53.967
23	35.866	54.384
84	36.015	54.845
333	36.098	52.951
361	36.187	52.654
13	39.675	54.373
71	42.206	54.578
169	42.293	54.820
48	45.847	54.171
11	46.323	54.354

LAP 7 @ 15:21:55.729

NO	BEHIND	LAP TIME
26		51.612
9	1.730	49.136
274	1 Lap	56.147
96	1 Lap	55.955
24	5.483	50.020
65	13.381	50.873
188	13.594	51.131
134	20.499	51.439
818	20.862	50.810
152	22.142	51.134
99	22.508	51.763
97	25.132	52.149
10	25.765	51.105
102	26.700	51.493
123	31.389	52.640
78	35.741	53.618
23	37.546	53.292
34	37.603	54.105
361	38.590	54.015

84	39.378	54.975
333	39.415	54.929
13	42.016	53.953
71	44.265	53.671
169	45.301	54.620
48	48.158	53.923
11	48.531	53.820

LAP 8 @ 15:22:44.864

NO	BEHIND	LAP TIME
26		49.135
9	0.902	48.307
24	6.880	50.532
274	1 Lap	55.878
96	1 Lap	56.060
65	14.532	50.286
188	15.180	50.721
134	23.042	51.678
818	23.284	51.557
152	23.618	50.611
99	24.085	50.712
10	28.021	51.391
97	28.442	52.445
102	28.654	51.089
123	34.537	52.283
78	40.802	54.196
34	41.835	53.367
361	41.897	52.442
23	42.311	53.900
333	43.088	52.808
84	45.324	55.081
13	46.666	53.785
71	48.568	53.438

LAP 9 @ 15:23:34.610

NO	BEHIND	LAP TIME
26		49.746
9	0.062	48.906
169	1 Lap	53.648
48	1 Lap	54.423
11	1 Lap	55.193
24	7.560	50.426
96	1 Lap	55.438
65	15.289	50.503
274	1 Lap	56.873
188	16.293	50.859
818	24.446	50.908
134	24.839	51.543
152	25.279	51.407
99	25.491	51.152
10	29.854	51.579
97	31.059	52.363
102	31.169	52.261
123	37.146	52.355
361	44.069	51.918
78	45.244	54.188
34	45.807	53.718
333	46.134	52.792
23	46.165	53.600

LAP 10 @ 15:24:23.943

NO	BEHIND	LAP TIME
9		49.271
26	0.080	49.413

BMCRC - MRO Championships 2024 - Rnd 1 @ Brands Hatch Indy

Reactive Parts MRO Powerbikes inc Clubman 1000 & MRO Retro 1000s

RACE 17 - POSITION CHART

No	Name	Lap Pos													
			1	2	3	4	5	6	7	8	9	10			
188	KRAWIECKI	1	26	26	26	26	26	26	26	26	26	26	26	26	9
26	WAINWRIGHT	2	188	9	9	9	9	9	9	9	9	9	9	9	26
97	STROUD	3	9	24	24	24	24	24	24	24	24	24	24	24	24
152	MANTELL	4	24	188	188	188	188	188	188	65	65	65	65	65	65
24	MANLEY	5	97	65	65	65	65	65	65	188	188	188	188	188	188
9	THOMSON	6	134	134	134	134	134	134	134	134	134	134	818	818	818
99	BUTTERWORTH	7	65	97	97	97	97	818	818	818	818	818	134	134	134
10	DUNNING	8	123	99	99	99	99	99	99	152	152	152	152	152	152
65	BAKER	9	99	152	818	818	818	97	152	99	99	99	99	99	99
78	THOMAS	10	10	123	152	152	152	97	97	10	10	10	10	10	10
84	DELLOW	11	152	818	123	10	10	10	10	97	97	97	102	102	102
123	VINCER	12	84	10	10	102	102	102	102	102	102	102	102	102	97
34	CHEESEMAN	13	818	102	102	123	123	123	123	123	123	123	123	123	123
333	HOUGHTON	14	102	84	84	84	84	78	78	78	78	78	361	361	361
818	SYMON	15	78	23	23	23	34	34	34	23	34	34	78	78	78
23	PAES	16	23	78	78	78	84	23	34	361	34	34	34	34	34
361	WHITEHALL	17	34	34	34	34	23	84	361	23	333	333	333	333	333
134	GILBERT	18	13	13	13	13	333	333	84	333	23	23	23	23	23
169	SMITH	19	169	333	333	333	361	361	333	84	84	84	84	84	84
4	KILLWORTH	20	333	169	169	361	13	13	13	13	13	13	13	13	13
11	GREGORIO	21	4	361	361	169	169	71	71	71	71	71	71	71	71
274	LATIMER	22	361	71	71	71	71	169	169	169	169	169	169	169	169
102	FEARN	23	48	48	48	48	48	48	48	48	48	48	48	48	48
13	MERCER	24	71	11	11	11	11	11	11	11	11	11	11	11	11
48	COLLINS	25	274	274	274	274	274	274	274	274	96	96	96	96	96
96	SCOTT	26	11	96	96	96	96	96	96	274	274	274	274	274	274
71	PARRETT	27	96	96	96	96	96	96	96	96	96	96	96	96	96

BMCRC - MRO Championships 2024 - Rnd 1 @ Brands Hatch Indy

Reactive Parts MRO Powerbikes inc Clubman 1000 & MRO Retro 1000s

RACE 17 - SECTOR ANALYSIS



SECTOR 1 = FL to I1, SECTOR 2 = I1 to FL, DIFF = Difference To Personal Best Lap, P = Crossed Finish Line in Pit Lane, D = Time Disallowed

P1 9		Connor THOMSON		Kawasaki - Utiligence / AH Performance			
IDEAL LAP TIME : 48.307		BEST LAP TIME : 48.307		DIFFERENCE : 0.000			
LAP	SECTOR 1	SECTOR 2	LAP TIME	MPH	DIFF	TIME OF DAY	
1 -		20.359	56.654	76.75	8.347	15:17:00.537	
2 -	30.545	20.027	50.572	85.98	2.265	15:17:51.109	
3 -	29.979	19.815	49.794	87.33	1.487	15:18:40.903	
4 -	29.662	19.672	49.334	88.14	1.027	15:19:30.237	
5 -	29.396	19.607	49.003 (3)	88.74	0.696	15:20:19.240	
6 -	29.288	19.795	49.083	88.59	0.776	15:21:08.323	
7 -	29.378	19.758	49.136	88.50	0.829	15:21:57.459	
8 -	28.869	19.438	48.307 (1)	90.02		15:22:45.766	
9 -	29.391	19.515	48.906 (2)	88.91	0.599	15:23:34.672	
10 -	29.275	19.996	49.271	88.25	0.964	15:24:23.943	

P2 26		Josh WAINWRIGHT		Honda CBR1000 - JW MOT Centre			
IDEAL LAP TIME : 48.805		BEST LAP TIME : 48.985		DIFFERENCE : 0.180			
LAP	SECTOR 1	SECTOR 2	LAP TIME	MPH	DIFF	TIME OF DAY	
1 -		19.621	53.918	80.65	4.933	15:16:57.801	
2 -	29.941	19.473	49.414	88.00	0.429	15:17:47.215	
3 -	29.853	19.501	49.354	88.11	0.369	15:18:36.569	
4 -	29.593	19.541	49.134 (2)	88.50	0.149	15:19:25.703	
5 -	29.814	19.615	49.429	87.97	0.444	15:20:15.132	
6 -	29.332	19.653	48.985 (1)	88.77		15:21:04.117	
7 -	31.387	20.225	51.612	84.25	2.627	15:21:55.729	
8 -	29.604	19.531	49.135 (3)	88.50	0.150	15:22:44.864	
9 -	30.108	19.638	49.746	87.41	0.761	15:23:34.610	
10 -	29.616	19.797	49.413	88.00	0.428	15:24:24.023	

P3 24 C		Callum MANLEY		Kawasaki ZX10R - Bec's Sweets			
IDEAL LAP TIME : 49.713		BEST LAP TIME : 49.870		DIFFERENCE : 0.157			
LAP	SECTOR 1	SECTOR 2	LAP TIME	MPH	DIFF	TIME OF DAY	
1 -		20.262	56.767	76.60	6.897	15:17:00.650	
2 -	30.664	19.887	50.551	86.02	0.681	15:17:51.201	
3 -	30.300	19.744	50.044	86.89	0.174	15:18:41.245	
4 -	30.252	19.659	49.911 (2)	87.12	0.041	15:19:31.156	
5 -	30.162	20.004	50.166	86.68	0.296	15:20:21.322	
6 -	30.123	19.747	49.870 (1)	87.19		15:21:11.192	
7 -	30.054	19.966	50.020 (3)	86.93	0.150	15:22:01.212	
8 -	30.508	20.024	50.532	86.05	0.662	15:22:51.744	
9 -	30.403	20.023	50.426	86.23	0.556	15:23:42.170	
10 -	30.353	20.013	50.366	86.34	0.496	15:24:32.536	

P4 65		Peter BAKER		Kawasaki ZX10R - TJ & Peter Baker M/C. Dodfrey Engineering			
IDEAL LAP TIME : 49.887		BEST LAP TIME : 49.887		DIFFERENCE : 0.000			
LAP	SECTOR 1	SECTOR 2	LAP TIME	MPH	DIFF	TIME OF DAY	
1 -		21.306	1:00.547	71.82	10.660	15:17:04.430	
2 -	32.454	20.111	52.565	82.72	2.678	15:17:56.995	
3 -	30.182	19.921	50.103 (2)	86.79	0.216	15:18:47.098	
4 -	30.322	20.054	50.376	86.32	0.489	15:19:37.474	
5 -	29.995	19.892	49.887 (1)	87.16		15:20:27.361	
6 -	30.249	20.627	50.876	85.47	0.989	15:21:18.237	
7 -	30.559	20.314	50.873	85.47	0.986	15:22:09.110	
8 -	30.195	20.091	50.286 (3)	86.47	0.399	15:22:59.396	
9 -	29.998	20.505	50.503	86.10	0.616	15:23:49.899	
10 -	30.479	19.969	50.448	86.19	0.561	15:24:40.347	

BMCRC - MRO Championships 2024 - Rnd 1 @ Brands Hatch Indy

Reactive Parts MRO Powerbikes inc Clubman 1000 & MRO Retro 1000s

RACE 17 - SECTOR ANALYSIS



SECTOR 1 = FL to I1, SECTOR 2 = I1 to FL, DIFF = Difference To Personal Best Lap, P = Crossed Finish Line in Pit Lane, D = Time Disallowed

P5 188		Dawid KRAWIECKI		Yamaha R1 - Code Blue LTD & D A East Electrical			
IDEAL LAP TIME : 50.597		BEST LAP TIME : 50.721		DIFFERENCE : 0.124			
LAP	SECTOR 1	SECTOR 2	LAP TIME	MPH	DIFF	TIME OF DAY	
1 -		20.343	56.150	77.44	5.429	15:17:00.033	
2 -	31.615	20.439	52.054	83.54	1.333	15:17:52.087	
3 -	31.091	20.459	51.550	84.35	0.829	15:18:43.637	
4 -	30.990	20.417	51.407	84.59	0.686	15:19:35.044	
5 -	30.955	20.493	51.448	84.52	0.727	15:20:26.492	
6 -	31.039	20.661	51.700	84.11	0.979	15:21:18.192	
7 -	30.968	20.163	51.131 (3)	85.04	0.410	15:22:09.323	
8 -	30.528	20.193	50.721 (1)	85.73		15:23:00.044	
9 -	30.434	20.425	50.859 (2)	85.50	0.138	15:23:50.903	
10 -	31.723	20.665	52.388	83.00	1.667	15:24:43.291	

P6 818 Ret_N		Alex SYMON		Kawasaki ZX10R - MCW			
IDEAL LAP TIME : 50.771		BEST LAP TIME : 50.810		DIFFERENCE : 0.039			
LAP	SECTOR 1	SECTOR 2	LAP TIME	MPH	DIFF	TIME OF DAY	
1 -		21.715	1:02.210	69.90	11.400	15:17:06.093	
2 -	32.349	21.260	53.609	81.11	2.799	15:17:59.702	
3 -	31.326	20.488	51.814	83.92	1.004	15:18:51.516	
4 -	31.266	20.840	52.106	83.45	1.296	15:19:43.622	
5 -	30.874	20.367	51.241	84.86	0.431	15:20:34.863	
6 -	30.771	20.147	50.918 (3)	85.40	0.108	15:21:25.781	
7 -	30.624	20.186	50.810 (1)	85.58		15:22:16.591	
8 -	31.212	20.345	51.557	84.34	0.747	15:23:08.148	
9 -	30.693	20.215	50.908 (2)	85.42	0.098	15:23:59.056	
10 -	30.718	20.419	51.137	85.03	0.327	15:24:50.193	

P7 134		Donald GILBERT		Suzuki GSXR1000 - S and N tyres			
IDEAL LAP TIME : 50.998		BEST LAP TIME : 51.021		DIFFERENCE : 0.023			
LAP	SECTOR 1	SECTOR 2	LAP TIME	MPH	DIFF	TIME OF DAY	
1 -		21.268	1:00.355	72.04	9.334	15:17:04.238	
2 -	32.561	20.830	53.391	81.44	2.370	15:17:57.629	
3 -	31.447	20.521	51.968	83.67	0.947	15:18:49.597	
4 -	31.481	20.294	51.775	83.99	0.754	15:19:41.372	
5 -	31.373	20.436	51.809	83.93	0.788	15:20:33.181	
6 -	31.302	20.306	51.608	84.26	0.587	15:21:24.789	
7 -	31.140	20.299	51.439 (2)	84.53	0.418	15:22:16.228	
8 -	31.324	20.354	51.678	84.14	0.657	15:23:07.906	
9 -	31.396	20.147	51.543 (3)	84.36	0.522	15:23:59.449	
10 -	30.851	20.170	51.021 (1)	85.23		15:24:50.470	

P8 152		Barry MANTELL		Kawasaki ZX10R - Swedish Car Connection			
IDEAL LAP TIME : 50.233		BEST LAP TIME : 50.575		DIFFERENCE : 0.342			
LAP	SECTOR 1	SECTOR 2	LAP TIME	MPH	DIFF	TIME OF DAY	
1 -		21.447	1:01.413	70.80	10.838	15:17:05.296	
2 -	32.916	21.393	54.309	80.07	3.734	15:17:59.605	
3 -	31.751	20.590	52.341	83.08	1.766	15:18:51.946	
4 -	31.136	20.769	51.905	83.78	1.330	15:19:43.851	
5 -	31.586	20.725	52.311	83.12	1.736	15:20:36.162	
6 -	30.427	20.148	50.575 (1)	85.98		15:21:26.737	
7 -	30.743	20.391	51.134	85.04	0.559	15:22:17.871	
8 -	30.085	20.526	50.611 (2)	85.92	0.036	15:23:08.482	
9 -	31.062	20.345	51.407	84.59	0.832	15:23:59.889	
10 -	30.611	20.298	50.909 (3)	85.41	0.334	15:24:50.798	

BMCRC - MRO Championships 2024 - Rnd 1 @ Brands Hatch Indy

Reactive Parts MRO Powerbikes inc Clubman 1000 & MRO Retro 1000s

RACE 17 - SECTOR ANALYSIS



SECTOR 1 = FL to I1, SECTOR 2 = I1 to FL, DIFF = Difference To Personal Best Lap, P = Crossed Finish Line in Pit Lane, D = Time Disallowed

P9 99 Ret_C Steven BUTTERWORTH		Yamaha R1 -				
IDEAL LAP TIME : 50.712		BEST LAP TIME : 50.712		DIFFERENCE : 0.000		
LAP	SECTOR 1	SECTOR 2	LAP TIME	MPH	DIFF	TIME OF DAY
1 -		21.937	1:00.944	71.35	10.232	15:17:04.827
2 -	32.809	21.218	54.027	80.48	3.315	15:17:58.854
3 -	31.526	20.699	52.225	83.26	1.513	15:18:51.079
4 -	31.551	20.850	52.401	82.98	1.689	15:19:43.480
5 -	31.509	20.322	51.831	83.89	1.119	15:20:35.311
6 -	30.901	20.262	51.163 (3)	84.99	0.451	15:21:26.474
7 -	31.157	20.606	51.763	84.00	1.051	15:22:18.237
8 -	30.720	19.992	50.712 (1)	85.75		15:23:08.949
9 -	30.885	20.267	51.152 (2)	85.01	0.440	15:24:00.101
10 -	31.343	20.831	52.174	83.34	1.462	15:24:52.275

P10 10 Ross DUNNING		BMW 1000RR - Surrey Glazing				
IDEAL LAP TIME : 51.010		BEST LAP TIME : 51.105		DIFFERENCE : 0.095		
LAP	SECTOR 1	SECTOR 2	LAP TIME	MPH	DIFF	TIME OF DAY
1 -		21.460	1:01.252	70.99	10.147	15:17:05.135
2 -	33.750	21.109	54.859	79.26	3.754	15:17:59.994
3 -	32.490	21.451	53.941	80.61	2.836	15:18:53.935
4 -	31.848	20.844	52.692	82.52	1.587	15:19:46.627
5 -	31.289	20.626	51.915	83.76	0.810	15:20:38.542
6 -	31.356	20.491	51.847	83.87	0.742	15:21:30.389
7 -	30.881	20.224	51.105 (1)	85.09		15:22:21.494
8 -	30.797	20.594	51.391 (3)	84.61	0.286	15:23:12.885
9 -	31.173	20.406	51.579	84.30	0.474	15:24:04.464
10 -	30.786	20.571	51.357 (2)	84.67	0.252	15:24:55.821

P11 102 Ret_C James FEARN		Suzuki GSXR1000 -				
IDEAL LAP TIME : 51.017		BEST LAP TIME : 51.089		DIFFERENCE : 0.072		
LAP	SECTOR 1	SECTOR 2	LAP TIME	MPH	DIFF	TIME OF DAY
1 -		21.448	1:02.544	69.52	11.455	15:17:06.427
2 -	33.042	21.295	54.337	80.03	3.248	15:18:00.764
3 -	31.938	21.328	53.266	81.63	2.177	15:18:54.030
4 -	32.274	20.479	52.753	82.43	1.664	15:19:46.783
5 -	31.672	20.262	51.934	83.73	0.845	15:20:38.717
6 -	31.658	20.561	52.219	83.27	1.130	15:21:30.936
7 -	31.195	20.298	51.493 (3)	84.45	0.404	15:22:22.429
8 -	30.976	20.113	51.089 (1)	85.11		15:23:13.518
9 -	31.517	20.744	52.261	83.20	1.172	15:24:05.779
10 -	30.904	20.556	51.460 (2)	84.50	0.371	15:24:57.239

P12 123 C James VINCER		Suzuki GSXR R - John Butcher Bros				
IDEAL LAP TIME : 51.702		BEST LAP TIME : 51.702		DIFFERENCE : 0.000		
LAP	SECTOR 1	SECTOR 2	LAP TIME	MPH	DIFF	TIME OF DAY
1 -		21.942	1:00.658	71.68	8.956	15:17:04.541
2 -	33.419	21.668	55.087	78.94	3.385	15:17:59.628
3 -	32.736	21.480	54.216	80.20	2.514	15:18:53.844
4 -	32.891	21.079	53.970	80.57	2.268	15:19:47.814
5 -	32.471	21.076	53.547	81.21	1.845	15:20:41.361
6 -	32.244	20.873	53.117	81.86	1.415	15:21:34.478
7 -	31.836	20.804	52.640	82.61	0.938	15:22:27.118
8 -	31.637	20.646	52.283 (2)	83.17	0.581	15:23:19.401
9 -	31.408	20.947	52.355 (3)	83.05	0.653	15:24:11.756
10 -	31.257	20.445	51.702 (1)	84.10		15:25:03.458

BMCRC - MRO Championships 2024 - Rnd 1 @ Brands Hatch Indy

Reactive Parts MRO Powerbikes inc Clubman 1000 & MRO Retro 1000s

RACE 17 - SECTOR ANALYSIS



SECTOR 1 = FL to I1, SECTOR 2 = I1 to FL, DIFF = Difference To Personal Best Lap, P = Crossed Finish Line in Pit Lane, D = Time Disallowed

P13 97 C		Antony STROUD		- A Class Asbestos Limited		
IDEAL LAP TIME : 52.008		BEST LAP TIME : 52.149		DIFFERENCE : 0.141		
LAP	SECTOR 1	SECTOR 2	LAP TIME	MPH	DIFF	TIME OF DAY
1 -		21.962	1:00.332	72.07	8.183	15:17:04.215
2 -	33.210	21.101	54.311	80.06	2.162	15:17:58.526
3 -	31.304	21.031	52.335 (2)	83.09	0.186	15:18:50.861
4 -	31.457	21.123	52.580	82.70	0.431	15:19:43.441
5 -	31.921	20.763	52.684	82.54	0.535	15:20:36.125
6 -	31.580	21.007	52.587	82.69	0.438	15:21:28.712
7 -	31.245	20.904	52.149 (1)	83.38		15:22:20.861
8 -	31.403	21.042	52.445	82.91	0.296	15:23:13.306
9 -	31.448	20.915	52.363 (3)	83.04	0.214	15:24:05.669
10 -	32.094	21.126	53.220	81.70	1.071	15:24:58.889

P14 361		Ryan WHITEHALL		Yamaha R1 - WR Racing		
IDEAL LAP TIME : 51.052		BEST LAP TIME : 51.052		DIFFERENCE : 0.000		
LAP	SECTOR 1	SECTOR 2	LAP TIME	MPH	DIFF	TIME OF DAY
1 -		23.056	1:07.585	64.34	16.533	15:17:11.468
2 -	36.150	21.640	57.790	75.24	6.738	15:18:09.258
3 -	32.665	20.672	53.337	81.53	2.285	15:19:02.595
4 -	32.008	20.336	52.344 (3)	83.07	1.292	15:19:54.939
5 -	32.214	20.497	52.711	82.49	1.659	15:20:47.650
6 -	32.094	20.560	52.654	82.58	1.602	15:21:40.304
7 -	33.238	20.777	54.015	80.50	2.963	15:22:34.319
8 -	31.621	20.821	52.442	82.92	1.390	15:23:26.761
9 -	31.601	20.317	51.918 (2)	83.75	0.866	15:24:18.679
10 -	30.980	20.072	51.052 (1)	85.17		15:25:09.731

P15 78 Ret_C		Jamie THOMAS		Suzuki GSXR 1000 - Team RubyRacing		
IDEAL LAP TIME : 52.986		BEST LAP TIME : 53.163		DIFFERENCE : 0.177		
LAP	SECTOR 1	SECTOR 2	LAP TIME	MPH	DIFF	TIME OF DAY
1 -		21.788	1:02.689	69.36	9.526	15:17:06.572
2 -	33.663	21.489	55.152	78.84	1.989	15:18:01.724
3 -	33.139	21.353	54.492	79.80	1.329	15:18:56.216
4 -	32.869	21.482	54.351	80.00	1.188	15:19:50.567
5 -	32.759	21.363	54.122	80.34	0.959	15:20:44.689
6 -	32.015	21.148	53.163 (1)	81.79		15:21:37.852
7 -	32.275	21.343	53.618 (3)	81.10	0.455	15:22:31.470
8 -	32.842	21.354	54.196	80.23	1.033	15:23:25.666
9 -	32.798	21.390	54.188	80.25	1.025	15:24:19.854
10 -	32.449	20.971	53.420 (2)	81.40	0.257	15:25:13.274

P16 34 C		Ben CHEESEMAN		Kawasaki ZX10RR - BCH Services Kent Ltd		
IDEAL LAP TIME : 52.910		BEST LAP TIME : 52.910		DIFFERENCE : 0.000		
LAP	SECTOR 1	SECTOR 2	LAP TIME	MPH	DIFF	TIME OF DAY
1 -		21.945	1:03.755	68.20	10.845	15:17:07.638
2 -	33.490	21.693	55.183	78.80	2.273	15:18:02.821
3 -	32.773	21.631	54.404	79.93	1.494	15:18:57.225
4 -	32.256	21.263	53.519 (3)	81.25	0.609	15:19:50.744
5 -	32.869	21.647	54.516	79.76	1.606	15:20:45.260
6 -	32.459	21.508	53.967	80.57	1.057	15:21:39.227
7 -	32.414	21.691	54.105	80.37	1.195	15:22:33.332
8 -	32.158	21.209	53.367 (2)	81.48	0.457	15:23:26.699
9 -	32.637	21.081	53.718	80.95	0.808	15:24:20.417
10 -	32.094	20.816	52.910 (1)	82.18		15:25:13.327

BMCRC - MRO Championships 2024 - Rnd 1 @ Brands Hatch Indy

Reactive Parts MRO Powerbikes inc Clubman 1000 & MRO Retro 1000s

RACE 17 - SECTOR ANALYSIS



SECTOR 1 = FL to I1, SECTOR 2 = I1 to FL, DIFF = Difference To Personal Best Lap, P = Crossed Finish Line in Pit Lane, D = Time Disallowed

P17 333		Andrew HOUGHTON		BMW S1000RR - Techoir		
IDEAL LAP TIME : 52.708		BEST LAP TIME : 52.792		DIFFERENCE : 0.084		
LAP	SECTOR 1	SECTOR 2	LAP TIME	MPH	DIFF	TIME OF DAY
1 -		22.743	1:06.432	65.45	13.640	15:17:10.315
2 -	33.809	22.058	55.867	77.83	3.075	15:18:06.182
3 -	32.665	21.149	53.814	80.80	1.022	15:18:59.996
4 -	32.889	21.341	54.230	80.18	1.438	15:19:54.226
5 -	32.087	20.951	53.038	81.99	0.246	15:20:47.264
6 -	31.979	20.972	52.951	82.12	0.159	15:21:40.215
7 -	33.307	21.622	54.929	79.16	2.137	15:22:35.144
8 -	32.047	20.761	52.808 (3)	82.34	0.016	15:23:27.952
9 -	32.063	20.729	52.792 (1)	82.37		15:24:20.744
10 -	32.006	20.789	52.795 (2)	82.36	0.003	15:25:13.539

P18 23 C		Jason PAES		Aprilia RSV4 - J&R Electrical Ltd		
IDEAL LAP TIME : 52.998		BEST LAP TIME : 53.230		DIFFERENCE : 0.232		
LAP	SECTOR 1	SECTOR 2	LAP TIME	MPH	DIFF	TIME OF DAY
1 -		21.737	1:03.304	68.69	10.074	15:17:07.187
2 -	32.846	21.338	54.184	80.25	0.954	15:18:01.371
3 -	32.460	21.982	54.442	79.87	1.212	15:18:55.813
4 -	32.740	21.888	54.628	79.60	1.398	15:19:50.441
5 -	33.370	21.788	55.158	78.83	1.928	15:20:45.599
6 -	33.080	21.304	54.384	79.96	1.154	15:21:39.983
7 -	32.056	21.236	53.292 (2)	81.59	0.062	15:22:33.275
8 -	32.496	21.404	53.900	80.67	0.670	15:23:27.175
9 -	32.355	21.245	53.600 (3)	81.13	0.370	15:24:20.775
10 -	32.288	20.942	53.230 (1)	81.69		15:25:14.005

P19 84 C		Martyn DELLOW		Suzuki GSXR1000 - Kirdford Shotblasting		
IDEAL LAP TIME : 54.497		BEST LAP TIME : 54.595		DIFFERENCE : 0.098		
LAP	SECTOR 1	SECTOR 2	LAP TIME	MPH	DIFF	TIME OF DAY
1 -		21.928	1:02.130	69.99	7.535	15:17:06.013
2 -	33.120	21.674	54.794 (3)	79.36	0.199	15:18:00.807
3 -	32.827	21.768	54.595 (1)	79.65		15:18:55.402
4 -	32.954	21.670	54.624 (2)	79.60	0.029	15:19:50.026
5 -	33.120	22.141	55.261	78.69	0.666	15:20:45.287
6 -	33.148	21.697	54.845	79.28	0.250	15:21:40.132
7 -	33.142	21.833	54.975	79.10	0.380	15:22:35.107
8 -	33.193	21.888	55.081	78.94	0.486	15:23:30.188
9 -	33.196	22.105	55.301	78.63	0.706	15:24:25.489

P20 13 Ret_C		Daniel MERCER		Honda CBR1000RR - Merc&Co Racing		
IDEAL LAP TIME : 53.619		BEST LAP TIME : 53.785		DIFFERENCE : 0.166		
LAP	SECTOR 1	SECTOR 2	LAP TIME	MPH	DIFF	TIME OF DAY
1 -		22.733	1:04.807	67.09	11.022	15:17:08.690
2 -	34.030	21.819	55.849	77.86	2.064	15:18:04.539
3 -	33.249	21.688	54.937	79.15	1.152	15:18:59.476
4 -	33.125	21.599	54.724	79.46	0.939	15:19:54.200
5 -	32.926	22.293	55.219	78.75	1.434	15:20:49.419
6 -	33.068	21.305	54.373 (3)	79.97	0.588	15:21:43.792
7 -	32.555	21.398	53.953 (2)	80.59	0.168	15:22:37.745
8 -	32.505	21.280	53.785 (1)	80.85		15:23:31.530
9 -	32.339	22.150	54.489	79.80	0.704	15:24:26.019

BMCRC - MRO Championships 2024 - Rnd 1 @ Brands Hatch Indy

Reactive Parts MRO Powerbikes inc Clubman 1000 & MRO Retro 1000s

RACE 17 - SECTOR ANALYSIS



SECTOR 1 = FL to I1, SECTOR 2 = I1 to FL, DIFF = Difference To Personal Best Lap, P = Crossed Finish Line in Pit Lane, D = Time Disallowed

P21 71		Mark PARRETT		- Chas Mortimer Ltd		
IDEAL LAP TIME : 53.277		BEST LAP TIME : 53.438		DIFFERENCE : 0.161		
LAP	SECTOR 1	SECTOR 2	LAP TIME	MPH	DIFF	TIME OF DAY
1 -		23.027	1:08.243	63.72	14.805	15:17:12.126
2 -	36.168	21.766	57.934	75.06	4.496	15:18:10.060
3 -	32.914	21.338	54.252	80.15	0.814	15:19:04.312
4 -	32.501	21.265	53.766	80.88	0.328	15:19:58.078
5 -	32.453	21.214	53.667 (3)	81.02	0.229	15:20:51.745
6 -	33.128	21.450	54.578	79.67	1.140	15:21:46.323
7 -	32.627	21.044	53.671	81.02	0.233	15:22:39.994
8 -	32.233	21.205	53.438 (1)	81.37		15:23:33.432
9 -	32.368	21.232	53.600 (2)	81.13	0.162	15:24:27.032

P22 169 Ret_C		Cory SMITH		-		
IDEAL LAP TIME : 53.485		BEST LAP TIME : 53.648		DIFFERENCE : 0.163		
LAP	SECTOR 1	SECTOR 2	LAP TIME	MPH	DIFF	TIME OF DAY
1 -		22.624	1:05.092	66.80	11.444	15:17:08.975
2 -	34.946	22.334	57.280	75.91	3.632	15:18:06.255
3 -	33.681	21.733	55.414	78.47	1.766	15:19:01.669
4 -	33.140	21.603	54.743	79.43	1.095	15:19:56.412
5 -	33.204	21.974	55.178	78.81	1.530	15:20:51.590
6 -	33.058	21.762	54.820	79.32	1.172	15:21:46.410
7 -	33.355	21.265	54.620 (3)	79.61	0.972	15:22:41.030
8 -	32.337	21.311	53.648 (1)	81.05		15:23:34.678
9 -	32.220	21.782	54.002 (2)	80.52	0.354	15:24:28.680

P23 48 C		Aaron COLLINS		BMW S1000RR - Precision Installations		
IDEAL LAP TIME : 53.825		BEST LAP TIME : 53.923		DIFFERENCE : 0.098		
LAP	SECTOR 1	SECTOR 2	LAP TIME	MPH	DIFF	TIME OF DAY
1 -		23.210	1:08.063	63.89	14.140	15:17:11.946
2 -	36.708	22.245	58.953	73.76	5.030	15:18:10.899
3 -	33.680	21.565	55.245	78.71	1.322	15:19:06.144
4 -	33.313	21.432	54.745	79.43	0.822	15:20:00.889
5 -	33.421	21.483	54.904	79.20	0.981	15:20:55.793
6 -	32.959	21.212	54.171 (2)	80.27	0.248	15:21:49.964
7 -	32.613	21.310	53.923 (1)	80.64		15:22:43.887
8 -	33.098	21.325	54.423	79.90	0.500	15:23:38.310
9 -	32.877	21.537	54.414 (3)	79.91	0.491	15:24:32.724

P24 11 Ret_C		Roberto Di GREGORIO		Aprilia RSV4 FACTORY - Physio Healthy		
IDEAL LAP TIME : 53.540		BEST LAP TIME : 53.820		DIFFERENCE : 0.280		
LAP	SECTOR 1	SECTOR 2	LAP TIME	MPH	DIFF	TIME OF DAY
1 -		23.177	1:09.558	62.51	15.738	15:17:13.441
2 -	35.532	22.166	57.698	75.36	3.878	15:18:11.139
3 -	34.138	21.357	55.495	78.36	1.675	15:19:06.634
4 -	33.957	20.821	54.778	79.38	0.958	15:20:01.412
5 -	33.718	20.956	54.674 (3)	79.53	0.854	15:20:56.086
6 -	33.415	20.939	54.354 (2)	80.00	0.534	15:21:50.440
7 -	32.719	21.101	53.820 (1)	80.79		15:22:44.260
8 -	34.103	21.090	55.193	78.78	1.373	15:23:39.453
9 -	34.691	21.280	55.971	77.69	2.151	15:24:35.424

BMCRC - MRO Championships 2024 - Rnd 1 @ Brands Hatch Indy

Reactive Parts MRO Powerbikes inc Clubman 1000 & MRO Retro 1000s

RACE 17 - SECTOR ANALYSIS



SECTOR 1 = FL to I1, SECTOR 2 = I1 to FL, DIFF = Difference To Personal Best Lap, P = Crossed Finish Line in Pit Lane, D = Time Disallowed

P25 96 Ret_C Pete SCOTT			Suzuki GSXR1000K5 - South Hill MOT Centre			
IDEAL LAP TIME : 54.413		BEST LAP TIME : 54.413	DIFFERENCE : 0.000			
LAP	SECTOR 1	SECTOR 2	LAP TIME	MPH	DIFF	TIME OF DAY
1 -		23.742	1:09.745	62.34	15.332	15:17:13.628
2 -	35.887	22.560	58.447	74.40	4.034	15:18:12.075
3 -	34.784	22.815	57.599	75.49	3.186	15:19:09.674
4 -	34.064	22.235	56.299	77.24	1.886	15:20:05.973
5 -	33.989	22.413	56.402	77.10	1.989	15:21:02.375
6 -	33.513	22.442	55.955 (3)	77.71	1.542	15:21:58.330
7 -	33.533	22.527	56.060	77.57	1.647	15:22:54.390
8 -	33.321	22.117	55.438 (2)	78.44	1.025	15:23:49.828
9 -	33.070	21.343	54.413 (1)	79.91		15:24:44.241

P26 274 Ret_C Stewart LATIMER			- Fat Bloke Racing RR			
IDEAL LAP TIME : 55.314		BEST LAP TIME : 55.357	DIFFERENCE : 0.043			
LAP	SECTOR 1	SECTOR 2	LAP TIME	MPH	DIFF	TIME OF DAY
1 -		23.784	1:09.482	62.58	14.125	15:17:13.365
2 -	35.679	22.785	58.464	74.38	3.107	15:18:11.829
3 -	34.778	22.422	57.200	76.02	1.843	15:19:09.029
4 -	34.430	22.042	56.472	77.00	1.115	15:20:05.501
5 -	34.331	21.878	56.209	77.36	0.852	15:21:01.710
6 -	33.610	22.537	56.147 (3)	77.45	0.790	15:21:57.857
7 -	33.805	22.073	55.878 (2)	77.82	0.521	15:22:53.735
8 -	34.266	22.607	56.873	76.46	1.516	15:23:50.608
9 -	33.436	21.921	55.357 (1)	78.55		15:24:45.965

P27 4 Ret_C Hayden KILLWORTH			Suzuki GSXR 1000 - @GreenPlantUK & H11xy			
IDEAL LAP TIME : 1:02.935		BEST LAP TIME :	DIFFERENCE :			
LAP	SECTOR 1	SECTOR 2	LAP TIME	MPH	DIFF	TIME OF DAY
1 -		23.137	1:06.554	65.33		15:17:10.437

BMCRC - MRO Championships 2024 - Rnd 1 @ Brands Hatch Indy

Reactive Parts MRO Powerbikes inc Clubman 1000 & MRO Retro 1000s

RACE 17 - BEST SECTORS

SECTOR 1			SECTOR 2			IDEAL / BEST COMPARISON						
POS	NO	NAME	TIME	NO	NAME	TIME	POS	NO	NAME	IDEAL	BEST	DIFF
									PERFECT LAP	48.307		
1	9	THOMSON	28.869	9	THOMSON	19.438	1	9	THOMSON	48.307	48.307	0.000
2	26	WAINWRIGHT	29.332	26	WAINWRIGHT	19.473	2	26	WAINWRIGHT	48.805	48.985	0.180
3	65	BAKER	29.995	24	MANLEY	19.659	3	24	MANLEY	49.713	49.870	0.157
4	24	MANLEY	30.054	65	BAKER	19.892	4	65	BAKER	49.887	49.887	0.000
5	152	MANTELL	30.085	99	BUTTERWORTH	19.992	5	152	MANTELL	50.233	50.575	0.342
6	188	KRAWIECKI	30.434	361	WHITEHALL	20.072	6	188	KRAWIECKI	50.597	50.721	0.124
7	818	SYMON	30.624	102	FEARN	20.113	7	99	BUTTERWORTH	50.712	50.712	0.000
8	99	BUTTERWORTH	30.720	818	SYMON	20.147	8	818	SYMON	50.771	50.810	0.039
9	10	DUNNING	30.786	134	GILBERT	20.147	9	134	GILBERT	50.998	51.021	0.023
10	134	GILBERT	30.851	152	MANTELL	20.148	10	10	DUNNING	51.010	51.105	0.095
11	102	FEARN	30.904	188	KRAWIECKI	20.163	11	102	FEARN	51.017	51.089	0.072
12	361	WHITEHALL	30.980	10	DUNNING	20.224	12	361	WHITEHALL	51.052	51.052	0.000
13	97	STROUD	31.245	123	VINCER	20.445	13	123	VINCER	51.702	51.702	0.000
14	123	VINCER	31.257	333	HOUGHTON	20.729	14	97	STROUD	52.008	52.149	0.141
15	333	HOUGHTON	31.979	97	STROUD	20.763	15	333	HOUGHTON	52.708	52.792	0.084
16	78	THOMAS	32.015	34	CHEESEMAN	20.816	16	34	CHEESEMAN	52.910	52.910	0.000
17	23	PAES	32.056	11	GREGORIO	20.821	17	78	THOMAS	52.986	53.163	0.177
18	34	CHEESEMAN	32.094	23	PAES	20.942	18	23	PAES	52.998	53.230	0.232
19	169	SMITH	32.220	78	THOMAS	20.971	19	71	PARRETT	53.277	53.438	0.161
20	71	PARRETT	32.233	71	PARRETT	21.044	20	169	SMITH	53.485	53.648	0.163
21	13	MERCER	32.339	48	COLLINS	21.212	21	11	GREGORIO	53.540	53.820	0.280
22	48	COLLINS	32.613	169	SMITH	21.265	22	13	MERCER	53.619	53.785	0.166
23	11	GREGORIO	32.719	13	MERCER	21.280	23	48	COLLINS	53.825	53.923	0.098
24	84	DELLOW	32.827	96	SCOTT	21.343	24	96	SCOTT	54.413	54.413	0.000
25	96	SCOTT	33.070	84	DELLOW	21.670	25	84	DELLOW	54.497	54.595	0.098
26	274	LATIMER	33.436	274	LATIMER	21.878	26	274	LATIMER	55.314	55.357	0.043
27	4	KILLWORTH	39.798	4	KILLWORTH	23.137	27	4	KILLWORTH	1:02.935		

BMCRC - MRO Championships 2024 - Rnd 1 @ Brands Hatch Indy

Reactive Parts MRO Powerbikes inc Clubman 1000 & MRO Retro 1000s

RACE 17 - STATISTICS

Competitors Started	27
Planned Start	2024-03-17 @ 15:20:00.000
Actual Start	2024-03-17 @ 15:16:03.882
Finish Time	2024-03-17 @ 15:24:23.942
Track Length	1.2079mi.
Total Laps	253
Total Distance Covered	305.6102mi.

Session Fastest Lap History

NO	CL	NAME	LAP TIME	TIME OF DAY	LAP	VEHICLE
26		Josh WAINWRIGHT	49.414	15:17:47.237	2	Honda CBR1000
26		Josh WAINWRIGHT	49.354	15:18:36.592	3	Honda CBR1000
26		Josh WAINWRIGHT	49.134	15:19:25.726	4	Honda CBR1000
9		Connor THOMSON	49.003	15:20:19.261	5	Kawasaki
26		Josh WAINWRIGHT	48.985	15:21:04.140	6	Honda CBR1000
9		Connor THOMSON	48.307	15:22:45.787	8	Kawasaki

Session Leader History

NO	CL	NAME	FROM LAP	LAPS LED	DISTANCE	VEHICLE
26		Josh WAINWRIGHT	1	9	10.87 miles	Honda CBR1000
9		Connor THOMSON	10	1	1.20 miles	Kawasaki

Flag History

TYPE	TIME OF DAY
GREEN	15:16:03.882
FINISH	15:24:23.942

Flag Statistics

TYPE	COUNT	TOTAL LAPS	TOTAL TIME
Green	1	10	9:23.315
Red	0	0	0.000
Safety Car	0	0	0.000
FCY	0	0	0.000

BMCRC - MRO Championships 2024 - Rnd 1 @ Brands Hatch Indy

Reactive Parts MRO Powerbikes inc Clubman 1000 & MRO Retro 1000s

RACE 17 - STATISTICS

CLASS :

10 Starters

Fastest Lap History

NO	NAME	LAP TIME	TIME OF DAY	LAP	VEHICLE
26	Josh WAINWRIGHT	49.414	15:17:47.237	2	Honda CBR1000
26	Josh WAINWRIGHT	49.354	15:18:36.592	3	Honda CBR1000
26	Josh WAINWRIGHT	49.134	15:19:25.726	4	Honda CBR1000
9	Connor THOMSON	49.003	15:20:19.261	5	Kawasaki
26	Josh WAINWRIGHT	48.985	15:21:04.140	6	Honda CBR1000
9	Connor THOMSON	48.307	15:22:45.787	8	Kawasaki

Leader History

NO	NAME	FROM LAP	LAPS LED	DISTANCE	VEHICLE
26	Josh WAINWRIGHT	1	9	10.87 miles	Honda CBR1000
9	Connor THOMSON	10	1	1.20 miles	Kawasaki

BMCRC - MRO Championships 2024 - Rnd 1 @ Brands Hatch Indy

Reactive Parts MRO Powerbikes inc Clubman 1000 & MRO Retro 1000s

RACE 17 - STATISTICS

CLASS : C

7 Starters

Fastest Lap History

NO	NAME	LAP TIME	TIME OF DAY	LAP	VEHICLE
24	Callum MANLEY	50.551	15:17:51.201	2	Kawasaki ZX10R
24	Callum MANLEY	50.044	15:18:41.272	3	Kawasaki ZX10R
24	Callum MANLEY	49.911	15:19:31.184	4	Kawasaki ZX10R
24	Callum MANLEY	49.870	15:21:11.219	6	Kawasaki ZX10R

Leader History

NO	NAME	FROM LAP	LAPS LED	DISTANCE	VEHICLE
24	Callum MANLEY	1	10	12.07 miles	Kawasaki ZX10R

BMCRC - MRO Championships 2024 - Rnd 1 @ Brands Hatch Indy

Reactive Parts MRO Powerbikes inc Clubman 1000 & MRO Retro 1000s

RACE 17 - STATISTICS

CLASS : Ret_C

9 Starters

Fastest Lap History

NO	NAME	LAP TIME	TIME OF DAY	LAP	VEHICLE
99	Steven BUTTERWORTH	54.027	15:17:58.865	2	Yamaha R1
99	Steven BUTTERWORTH	52.225	15:18:51.090	3	Yamaha R1
99	Steven BUTTERWORTH	51.831	15:20:35.322	5	Yamaha R1
99	Steven BUTTERWORTH	51.163	15:21:26.485	6	Yamaha R1
99	Steven BUTTERWORTH	50.712	15:23:08.960	8	Yamaha R1

Leader History

NO	NAME	FROM LAP	LAPS LED	DISTANCE	VEHICLE
99	Steven BUTTERWORTH	1	10	12.07 miles	Yamaha R1

BMCRC - MRO Championships 2024 - Rnd 1 @ Brands Hatch Indy

Reactive Parts MRO Powerbikes inc Clubman 1000 & MRO Retro 1000s

RACE 17 - STATISTICS

CLASS : Ret_N

1 Starters

Fastest Lap History

NO	NAME	LAP TIME	TIME OF DAY	LAP	VEHICLE
818	Alex SYMON	53.609	15:17:59.680	2	Kawasaki ZX10R
818	Alex SYMON	51.814	15:18:51.525	3	Kawasaki ZX10R
818	Alex SYMON	51.241	15:20:34.871	5	Kawasaki ZX10R
818	Alex SYMON	50.918	15:21:25.789	6	Kawasaki ZX10R
818	Alex SYMON	50.810	15:22:16.599	7	Kawasaki ZX10R

Leader History

NO	NAME	FROM LAP	LAPS LED	DISTANCE	VEHICLE
818	Alex SYMON	1	10	12.07 miles	Kawasaki ZX10R



L & W CONTRACTORS

BMCRC ROOKIE 600 & 1000



BMCRC-MRO Championships - Round 1
Brands Hatch Indy
16th / 17th March 2024



Timing & Results Provided by Timing Solutions Ltd

www.tsl-timing.com



BrandsHatch

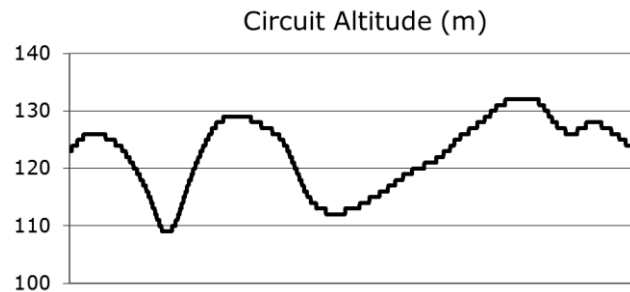
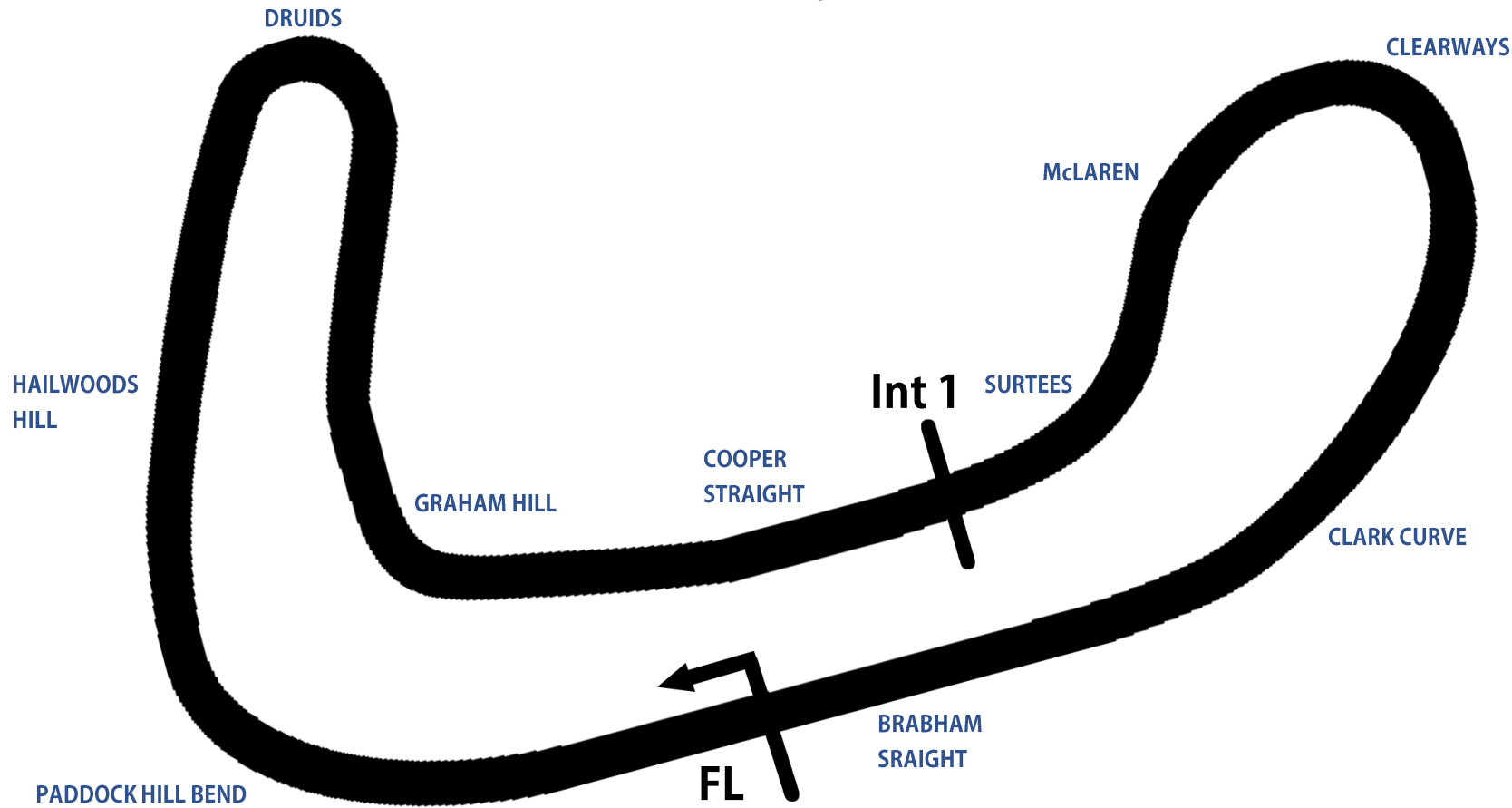
Brands Hatch Indy Circuit

Fawkham, Longfield, Kent, UK



SPORTS TIMING

TIMING SOLUTIONS LTD



Length	1.2079 miles 1.944 km 1944.0 m		
FL		51.36032 N	0.26032 E
Int 1	1112m	51.35934 N	0.25955 E
Pit Entry	1669m	51.35911 N	0.25743 E
Pit Exit	26m after FL	51.36017 N	0.26051 E
Pit Entry - Pit Exit	277m, 19.9s @ 50kph, 16.6s @ 60kph		

BMCRC - MRO Championships 2024 - Rnd 1 @ Brands Hatch Indy

L&W BMCRC Rookie 600 & 1000

QUALIFYING - CLASSIFICATION



POS	NO	CL	PIC	NAME	ENTRY	TIME	ON	LAPS	GAP	DIFF	MPH
1	138	600	1	Paul COOMBS	Triumph 675R DAYTONA -	53.351	8	10			81.50
2	153	600	2	Aaron HICKMOTT	Kawasaki ZX6R -	53.803	9	9	0.452	0.452	80.82
3	87	1000	1	Dan CHAMBERLAIN	Suzuki GSXR 750 -	53.809	6	7	0.458	0.006	80.81
4	666	1000	2	Nathan THOMPSON	BMW S1000RR -	54.005	8	9	0.654	0.196	80.52
5	12	600	3	Matty MASON	Kawasaki ZX6R 636 -	54.285	5	10	0.934	0.280	80.10
6	14	1000	3	Alex YIANNI	BMW S1000 RR - Airpack 2000 Racing/Almig Compres	54.869	8	10	1.518	0.584	79.25
7	10	1000	4	Jack RADLEY	BMW S1000RR -	55.355	8	10	2.004	0.486	78.55
8	97*	600	4	Jake BUNTING	Suzuki GSXR 600 -	56.232	10	10	2.881	0.877	77.33
9	627	1000	5	Dean MILLER	Kawasaki ZX10R - Tiny Racing	56.686	7	10	3.335	0.454	76.71
10	60	600	5	Dean NEAL	Kawasaki ZX6R 636 - Acute Civil Engineering Ltd	56.714	8	9	3.363	0.028	76.67
11	888	600	6	Kirt ELLIOTT	Yamaha R6 -	56.778	9	10	3.427	0.064	76.58
12	122	600	7	James EGGINTON	Kawasaki ZX6R - Advance Computer Services - www.A	56.870	5	5	3.519	0.092	76.46
13	75	600	8	Alex TUFNALL	Kawasaki 636 -	56.876	9	10	3.525	0.006	76.45
14	101	1000	6	David HINCH	Suzuki GSXR - David Burnell Financial Services	56.989	10	10	3.638	0.113	76.30
15	28	600	9	Paul HOWDLE	Yamaha R6 -	57.036	8	8	3.685	0.047	76.24
16	155	600	10	Eliot SMITH	Honda CBR600RR - Pro-Moto Europe Ltd	57.336	10	10	3.985	0.300	75.84
17	916	600	11	Adam FREWIN	Yamaha R6 - Mundo Street food Ibiza	57.414	8	9	4.063	0.078	75.74
18	113	600	12	Andries Cornelis ROODT	Yamaha R6 - Carter Thorne Carpets and flooring 2018	57.599	8	8	4.248	0.185	75.49
19	402	600	13	Kaine FARR	Suzuki GSXR -	57.810	10	10	4.459	0.211	75.22
20	85	1000	7	Ben WOOD	-	57.984	7	7	4.633	0.174	74.99
21	16*	600	14	Mark KAVANAGH	Triumph Daytona -	58.289	10	10	4.938	0.305	74.60
22	52	600	15	Melody LOCKE	Triumph Daytona 675 -	1:02.840	5	9	9.489	4.551	69.20
23	34	1000	8	Tony MANSFORD	Aprilia RSV4 -	1:04.767	7	7	11.416	1.927	67.14
24	29	1000	9	Luke MORGAN	Suzuki GSXR 750 -	1:07.113	5	9	13.762	2.346	64.79

Comments:

* No. 16 & 97 - Please fit a working transponder

Weather / Track : Cloudy / Dry

Date: 16/03/2024 Start: 10:17 Finish: 10:27

These results are provisional until the conclusion of any judicial and technical matters.

Brands Hatch Indy: 1.2079 miles

Clerk Of Course:	Stewards:	Timekeeper:	
		<i>Craig Smith</i>	

Results can be found at www.tsl-timing.com

Printed - 10:30 Saturday, 16 March 2024



BMCRC - MRO Championships 2024 - Rnd 1 @ Brands Hatch Indy

L&W BMCRC Rookie 600 & 1000

QUALIFYING - SECTOR ANALYSIS



SECTOR 1 = FL to I1, SECTOR 2 = I1 to FL, DIFF = Difference To Personal Best Lap, P = Crossed Finish Line in Pit Lane, D = Time Disallowed

P1 138 600 Paul COOMBS		Triumph 675R DAYTONA -				
IDEAL LAP TIME : 53.351		BEST LAP TIME : 53.351		DIFFERENCE : 0.000		
LAP	SECTOR 1	SECTOR 2	LAP TIME	MPH	DIFF	TIME OF DAY
1 -	43.870	24.751	1:08.621	63.37	15.270	10:19:42.070
2 -	37.284	23.635	1:00.919	71.38	7.568	10:20:42.989
3 -	35.110	23.276	58.386	74.48	5.035	10:21:41.375
4 -	33.607	21.770	55.377	78.52	2.026	10:22:36.752
5 -	33.359	22.059	55.418	78.46	2.067	10:23:32.170
6 -	32.985	21.430	54.415 (2)	79.91	1.064	10:24:26.585
7 -	33.120	21.436	54.556 (3)	79.70	1.205	10:25:21.141
8 -	32.129	21.222	53.351 (1)	81.50		10:26:14.492
9 -	32.402	22.262	54.664	79.55	1.313	10:27:09.156
10 -	34.284	21.444	55.728	78.03	2.377	10:28:04.884

P2 153 600 Aaron HICKMOTT		Kawasaki ZX6R -				
IDEAL LAP TIME : 53.730		BEST LAP TIME : 53.803		DIFFERENCE : 0.073		
LAP	SECTOR 1	SECTOR 2	LAP TIME	MPH	DIFF	TIME OF DAY
1 -	38.006	22.635	1:00.641	71.71	6.838	10:19:32.299
2 -	34.180	22.159	56.339	77.18	2.536	10:20:28.638
3 -	33.172	21.841	55.013	79.04	1.210	10:21:23.651
4 -	32.980	21.726	54.706 (3)	79.49	0.903	10:22:18.357
5 -	32.431	21.479	53.910 (2)	80.66	0.107	10:23:12.267
6 -	33.241	21.675	54.916	79.18	1.113	10:24:07.183
7 -	33.940	22.582	56.522	76.93	2.719	10:25:03.705
8 -	33.429	22.412	55.841	77.87	2.038	10:25:59.546
9 -	32.251	21.552	53.803 (1)	80.82		10:26:53.349

P3 87 1000 Dan CHAMBERLAIN		Suzuki GSXR 750 -				
IDEAL LAP TIME : 53.770		BEST LAP TIME : 53.809		DIFFERENCE : 0.039		
LAP	SECTOR 1	SECTOR 2	LAP TIME	MPH	DIFF	TIME OF DAY
1 -	36.585	23.148	59.733	72.80	5.924	10:19:30.261
2 -	33.639	21.949	55.588	78.22	1.779	10:20:25.849
3 -	33.296	21.732	55.028	79.02	1.219	10:21:20.877
4 -	33.253	21.323	54.576 (3)	79.67	0.767	10:22:15.453
5 -	32.853	21.703	54.556 (2)	79.70	0.747	10:23:10.009
6 -	32.447	21.362	53.809 (1)	80.81		10:24:03.818
7 -	35.107	22.080	57.187	76.04	3.378	10:25:01.005

P4 666 1000 Nathan THOMPSON		BMW S1000RR -				
IDEAL LAP TIME : 53.855		BEST LAP TIME : 54.005		DIFFERENCE : 0.150		
LAP	SECTOR 1	SECTOR 2	LAP TIME	MPH	DIFF	TIME OF DAY
1 -	40.230	24.578	1:04.808	67.09	10.803	10:19:32.977
2 -	35.917	23.188	59.105	73.57	5.100	10:20:32.082
3 -	34.233	22.324	56.557	76.88	2.552	10:21:28.639
4 -	33.533	22.088	55.621	78.18	1.616	10:22:24.260
5 -	33.150	21.954	55.104	78.91	1.099	10:23:19.364
6 -	32.613	21.776	54.389 (3)	79.95	0.384	10:24:13.753
7 -	32.335	21.912	54.247 (2)	80.16	0.242	10:25:08.000
8 -	32.485	21.520	54.005 (1)	80.52		10:26:02.005
9 -	33.232	21.828	55.060	78.97	1.055	10:26:57.065

BMCRC - MRO Championships 2024 - Rnd 1 @ Brands Hatch Indy

L&W BMCRC Rookie 600 & 1000

QUALIFYING - SECTOR ANALYSIS



SECTOR 1 = FL to I1, SECTOR 2 = I1 to FL, DIFF = Difference To Personal Best Lap, P = Crossed Finish Line in Pit Lane, D = Time Disallowed

P5 12 600		Matty MASON		Kawasaki ZX6R 636 -			
IDEAL LAP TIME : 54.285		BEST LAP TIME : 54.285		DIFFERENCE : 0.000			
LAP	SECTOR 1	SECTOR 2	LAP TIME	MPH	DIFF	TIME OF DAY	
1 -	37.288	23.486	1:00.774	71.55	6.489	10:19:25.073	
2 -	34.493	22.346	56.839	76.50	2.554	10:20:21.912	
3 -	33.614	21.981	55.595	78.21	1.310	10:21:17.507	
4 -	32.977	21.728	54.705 (3)	79.49	0.420	10:22:12.212	
5 -	32.871	21.414	54.285 (1)	80.10		10:23:06.497	
6 -	34.194	21.995	56.189	77.39	1.904	10:24:02.686	
7 -	34.566	22.049	56.615	76.81	2.330	10:24:59.301	
8 -	34.131	21.616	55.747	78.00	1.462	10:25:55.048	
9 -	33.536	21.837	55.373	78.53	1.088	10:26:50.421	
10 -	32.996	21.469	54.465 (2)	79.84	0.180	10:27:44.886	

P6 14 1000		Alex YIANNI		BMW S1000 RR - Airpack 2000 Racing/Almig Compressors			
IDEAL LAP TIME : 54.669		BEST LAP TIME : 54.869		DIFFERENCE : 0.200			
LAP	SECTOR 1	SECTOR 2	LAP TIME	MPH	DIFF	TIME OF DAY	
1 -	39.929	25.480	1:05.409	66.48	10.540	10:19:38.953	
2 -	35.208	22.438	57.646	75.43	2.777	10:20:36.599	
3 -	35.307	22.722	58.029	74.93	3.160	10:21:34.628	
4 -	33.573	21.756	55.329	78.59	0.460	10:22:29.957	
5 -	33.929	21.653	55.582	78.23	0.713	10:23:25.539	
6 -	33.589	21.446	55.035 (2)	79.01	0.166	10:24:20.574	
7 -	34.404	21.719	56.123	77.48	1.254	10:25:16.697	
8 -	33.605	21.264	54.869 (1)	79.25		10:26:11.566	
9 -	33.405	21.698	55.103 (3)	78.91	0.234	10:27:06.669	
10 -	37.725	24.503	1:02.228	69.88	7.359	10:28:08.897	

P7 10 1000		Jack RADLEY		BMW S1000RR -			
IDEAL LAP TIME : 55.160		BEST LAP TIME : 55.355		DIFFERENCE : 0.195			
LAP	SECTOR 1	SECTOR 2	LAP TIME	MPH	DIFF	TIME OF DAY	
1 -	41.604	25.857	1:07.461	64.46	12.106	10:19:38.478	
2 -	34.434	23.777	58.211	74.70	2.856	10:20:36.689	
3 -	34.909	23.151	58.060	74.89	2.705	10:21:34.749	
4 -	33.965	21.745	55.710	78.05	0.355	10:22:30.459	
5 -	33.543	22.293	55.836	77.88	0.481	10:23:26.295	
6 -	33.624	21.750	55.374 (2)	78.53	0.019	10:24:21.669	
7 -	33.635	22.067	55.702 (3)	78.06	0.347	10:25:17.371	
8 -	33.415	21.940	55.355 (1)	78.55		10:26:12.726	
9 -	33.709	22.268	55.977	77.68	0.622	10:27:08.703	
10 -	35.021	22.461	57.482	75.65	2.127	10:28:06.185	

P8 97 600		Jake BUNTING		Suzuki GSXR 600 -			
IDEAL LAP TIME :		BEST LAP TIME : 56.232		DIFFERENCE :			
LAP	SECTOR 1	SECTOR 2	LAP TIME	MPH	DIFF	TIME OF DAY	
1 -			1:12.565	59.92	16.333	10:19:46.079	
2 -			1:02.335	69.76	6.103	10:20:48.415	
3 -			1:00.317	72.09	4.085	10:21:48.732	
4 -			58.686	74.09	2.454	10:22:47.418	
5 -			57.644 (3)	75.43	1.412	10:23:45.062	
6 -			58.088	74.86	1.856	10:24:43.150	
7 -			57.962	75.02	1.730	10:25:41.112	
8 -			56.643 (2)	76.77	0.411	10:26:37.755	
9 -			58.176	74.74	1.944	10:27:35.931	
10 -			56.232 (1)	77.33		10:28:32.163	

BMCRC - MRO Championships 2024 - Rnd 1 @ Brands Hatch Indy

L&W BMCRC Rookie 600 & 1000

QUALIFYING - SECTOR ANALYSIS



SECTOR 1 = FL to I1, SECTOR 2 = I1 to FL, DIFF = Difference To Personal Best Lap, P = Crossed Finish Line in Pit Lane, D = Time Disallowed

P9 627 1000 Dean MILLER		Kawasaki ZX10R - Tiny Racing				
IDEAL LAP TIME : 56.007		BEST LAP TIME : 56.686		DIFFERENCE : 0.679		
LAP	SECTOR 1	SECTOR 2	LAP TIME	MPH	DIFF	TIME OF DAY
1 -	38.540	24.274	1:02.814	69.22	6.128	10:19:31.152
2 -	34.875	22.373	57.248	75.96	0.562	10:20:28.400
3 -	35.388	22.750	58.138	74.79	1.452	10:21:26.538
4 -	34.950	22.301	57.251	75.95	0.565	10:22:23.789
5 -	34.586	22.191	56.777 (2)	76.59	0.091	10:23:20.566
6 -	34.362	22.998	57.360	75.81	0.674	10:24:17.926
7 -	34.562	22.124	56.686 (1)	76.71		10:25:14.612
8 -	33.883	23.058	56.941	76.37	0.255	10:26:11.553
9 -	34.227	22.695	56.922 (3)	76.39	0.236	10:27:08.475
10 -	36.084	23.780	59.864	72.64	3.178	10:28:08.339

P10 60 600 Dean NEAL		Kawasaki ZX6R 636 - Acute Civil Engineering Ltd				
IDEAL LAP TIME : 56.600		BEST LAP TIME : 56.714		DIFFERENCE : 0.114		
LAP	SECTOR 1	SECTOR 2	LAP TIME	MPH	DIFF	TIME OF DAY
1 -	40.734	24.174	1:04.908	66.99	8.194	10:19:34.981
2 -	36.227	23.990	1:00.217	72.21	3.503	10:20:35.198
3 -	35.985	23.672	59.657	72.89	2.943	10:21:34.855
4 -	34.975	23.023	57.998	74.97	1.284	10:22:32.853
5 -	35.014	22.937	57.951	75.03	1.237	10:23:30.804
6 -	34.441	22.637	57.078 (3)	76.18	0.364	10:24:27.882
7 -	34.359	23.398	57.757	75.29	1.043	10:25:25.639
8 -	34.137	22.577	56.714 (1)	76.67		10:26:22.353
9 -	34.023	22.859	56.882 (2)	76.44	0.168	10:27:19.235

P11 888 600 Kirt ELLIOTT		Yamaha R6 -				
IDEAL LAP TIME : 56.778		BEST LAP TIME : 56.778		DIFFERENCE : 0.000		
LAP	SECTOR 1	SECTOR 2	LAP TIME	MPH	DIFF	TIME OF DAY
1 -	OUTLAP	23.903	1:04.473	67.44	7.695	10:19:58.454
2 -	35.282	23.474	58.756	74.01	1.978	10:20:57.210
3 -	35.761	23.105	58.866	73.87	2.088	10:21:56.076
4 -	34.978	23.076	58.054	74.90	1.276	10:22:54.130
5 -	35.360	23.589	58.949	73.76	2.171	10:23:53.079
6 -	34.784	22.948	57.732	75.32	0.954	10:24:50.811
7 -	34.797	22.883	57.680 (3)	75.39	0.902	10:25:48.491
8 -	34.517	22.989	57.506 (2)	75.62	0.728	10:26:45.997
9 -	34.386	22.392	56.778 (1)	76.58		10:27:42.775
10 -	35.328	22.974	58.302	74.58	1.524	10:28:41.077

P12 122 600 James EGGINTON		Kawasaki ZX6R - Advance Computer Services - www.ACS.co.uk				
IDEAL LAP TIME : 56.870		BEST LAP TIME : 56.870		DIFFERENCE : 0.000		
LAP	SECTOR 1	SECTOR 2	LAP TIME	MPH	DIFF	TIME OF DAY
1 -	38.514	23.450	1:01.964	70.17	5.094	10:19:33.167
2 -	34.496	27.217	1:01.713 (3)	70.46	4.843	10:20:34.880
3 -	39.610	23.358	1:02.968	69.06	6.098	10:21:37.848
4 -	35.261	22.975	58.236 (2)	74.67	1.366	10:22:36.084
5 -	34.310	22.560	56.870 (1)	76.46		10:23:32.954

BMCRC - MRO Championships 2024 - Rnd 1 @ Brands Hatch Indy

L&W BMCRC Rookie 600 & 1000

QUALIFYING - SECTOR ANALYSIS



SECTOR 1 = FL to I1, SECTOR 2 = I1 to FL, DIFF = Difference To Personal Best Lap, P = Crossed Finish Line in Pit Lane, D = Time Disallowed

P13 75 600 Alex TUFNALL		Kawasaki 636 -				
IDEAL LAP TIME : 56.751		BEST LAP TIME : 56.876		DIFFERENCE : 0.125		
LAP	SECTOR 1	SECTOR 2	LAP TIME	MPH	DIFF	TIME OF DAY
1 -	42.663	24.864	1:07.527	64.39	10.651	10:19:40.821
2 -	38.832	23.882	1:02.714	69.34	5.838	10:20:43.535
3 -	35.673	23.037	58.710	74.06	1.834	10:21:42.245
4 -	35.131	22.766	57.897	75.10	1.021	10:22:40.142
5 -	34.974	23.265	58.239	74.66	1.363	10:23:38.381
6 -	34.978	22.807	57.785 (3)	75.25	0.909	10:24:36.166
7 -	35.240	22.760	58.000	74.97	1.124	10:25:34.166
8 -	34.730	23.589	58.319	74.56	1.443	10:26:32.485
9 -	34.327	22.549	56.876 (1)	76.45		10:27:29.361
10 -	34.488	22.424	56.912 (2)	76.40	0.036	10:28:26.273

P14 101 1000 David HINCH		Suzuki GSXR - David Burnell Financial Services				
IDEAL LAP TIME : 56.989		BEST LAP TIME : 56.989		DIFFERENCE : 0.000		
LAP	SECTOR 1	SECTOR 2	LAP TIME	MPH	DIFF	TIME OF DAY
1 -	40.014	24.376	1:04.390	67.53	7.401	10:19:35.699
2 -	36.997	23.771	1:00.768	71.56	3.779	10:20:36.467
3 -	36.684	23.270	59.954	72.53	2.965	10:21:36.421
4 -	34.767	23.145	57.912 (3)	75.08	0.923	10:22:34.333
5 -	35.366	23.316	58.682	74.10	1.693	10:23:33.015
6 -	34.761	23.638	58.399	74.46	1.410	10:24:31.414
7 -	35.506	23.289	58.795	73.96	1.806	10:25:30.209
8 -	35.423	22.753	58.176	74.74	1.187	10:26:28.385
9 -	34.991	22.640	57.631 (2)	75.45	0.642	10:27:26.016
10 -	34.573	22.416	56.989 (1)	76.30		10:28:23.005

P15 28 600 Paul HOWDLE		Yamaha R6 -				
IDEAL LAP TIME : 56.789		BEST LAP TIME : 57.036		DIFFERENCE : 0.247		
LAP	SECTOR 1	SECTOR 2	LAP TIME	MPH	DIFF	TIME OF DAY
1 -	37.842	23.798	1:01.640	70.54	4.604	10:19:20.173
2 -	36.515	22.767	59.282	73.35	2.246	10:20:19.455
3 -	35.463	22.491	57.954	75.03	0.918	10:21:17.409
4 -	34.962	22.556	57.518	75.60	0.482	10:22:14.927
5 -	34.534	22.523	57.057 (2)	76.21	0.021	10:23:11.984
6 -	34.802	22.255	57.057 (2)	76.21	0.021	10:24:09.041
7 -	34.823	22.924	57.747	75.30	0.711	10:25:06.788
8 -	34.779	22.257	57.036 (1)	76.24		10:26:03.824

P16 155 600 Eliot SMITH		Honda CBR600RR - Pro-Moto Europe Ltd				
IDEAL LAP TIME : 56.952		BEST LAP TIME : 57.336		DIFFERENCE : 0.384		
LAP	SECTOR 1	SECTOR 2	LAP TIME	MPH	DIFF	TIME OF DAY
1 -	41.249	25.217	1:06.466	65.42	9.130	10:19:39.528
2 -	36.968	23.072	1:00.040	72.42	2.704	10:20:39.568
3 -	35.778	23.641	59.419	73.18	2.083	10:21:38.987
4 -	34.962	22.748	57.710	75.35	0.374	10:22:36.697
5 -	35.084	22.477	57.561 (2)	75.54	0.225	10:23:34.258
6 -	34.689	23.300	57.989	74.99	0.653	10:24:32.247
7 -	35.375	23.044	58.419	74.43	1.083	10:25:30.666
8 -	37.016	22.748	59.764	72.76	2.428	10:26:30.430
9 -	35.068	22.571	57.639 (3)	75.44	0.303	10:27:28.069
10 -	35.073	22.263	57.336 (1)	75.84		10:28:25.405

BMCRC - MRO Championships 2024 - Rnd 1 @ Brands Hatch Indy

L&W BMCRC Rookie 600 & 1000

QUALIFYING - SECTOR ANALYSIS



SECTOR 1 = FL to I1, SECTOR 2 = I1 to FL, DIFF = Difference To Personal Best Lap, P = Crossed Finish Line in Pit Lane, D = Time Disallowed

P17 916 600 Adam FREWIN		Yamaha R6 - Mundo Street food Ibiza				
IDEAL LAP TIME : 57.230		BEST LAP TIME : 57.414		DIFFERENCE : 0.184		
LAP	SECTOR 1	SECTOR 2	LAP TIME	MPH	DIFF	TIME OF DAY
1 -	40.479	24.997	1:05.476	66.41	8.062	10:19:42.708
2 -	37.490	24.935	1:02.425	69.66	5.011	10:20:45.133
3 -	36.427	23.658	1:00.085	72.37	2.671	10:21:45.218
4 -	36.692	23.091	59.783	72.73	2.369	10:22:45.001
5 -	35.935	22.889	58.824	73.92	1.410	10:23:43.825
6 -	35.319	22.718	58.037 (3)	74.92	0.623	10:24:41.862
7 -	35.250	22.438	57.688 (2)	75.38	0.274	10:25:39.550
8 -	34.792	22.622	57.414 (1)	75.74		10:26:36.964
9 -	35.340	22.897	58.237	74.67	0.823	10:27:35.201

P18 113 600 Andries Cornelis ROODT		Yamaha R6 - Carter Thorne Carpets and flooring 2018 ltd				
IDEAL LAP TIME : 57.599		BEST LAP TIME : 57.599		DIFFERENCE : 0.000		
LAP	SECTOR 1	SECTOR 2	LAP TIME	MPH	DIFF	TIME OF DAY
1 -	OUTLAP	23.934	1:06.122	65.76	8.523	10:19:58.372
2 -	35.984	23.466	59.450 (2)	73.14	1.851	10:20:57.822
3 -	37.235	22.914	1:00.149 (3)	72.29	2.550	10:21:57.971
4 -	38.049	23.782	1:01.831	70.33	4.232	10:22:59.802
5 -	36.438	24.388	1:00.826	71.49	3.227	10:24:00.628
6 -	37.651	IN PIT	2:32.466 P	28.52	1:34.867	10:26:33.094
7 -	OUTLAP	23.382	1:03.833	68.12	6.234	10:27:36.927
8 -	35.373	22.226	57.599 (1)	75.49		10:28:34.526

P19 402 600 Kaine FARR		Suzuki GSXR -				
IDEAL LAP TIME : 57.652		BEST LAP TIME : 57.810		DIFFERENCE : 0.158		
LAP	SECTOR 1	SECTOR 2	LAP TIME	MPH	DIFF	TIME OF DAY
1 -	45.040	24.763	1:09.803	62.29	11.993	10:19:43.235
2 -	37.690	24.603	1:02.293	69.80	4.483	10:20:45.528
3 -	36.769	23.203	59.972	72.51	2.162	10:21:45.500
4 -	36.907	23.226	1:00.133	72.31	2.323	10:22:45.633
5 -	36.119	22.857	58.976	73.73	1.166	10:23:44.609
6 -	35.477	22.740	58.217 (3)	74.69	0.407	10:24:42.826
7 -	35.281	22.817	58.098 (2)	74.84	0.288	10:25:40.924
8 -	36.111	23.111	59.222	73.42	1.412	10:26:40.146
9 -	35.533	24.199	59.732	72.80	1.922	10:27:39.878
10 -	34.912	22.898	57.810 (1)	75.22		10:28:37.688

P20 85 1000 Ben WOOD		-				
IDEAL LAP TIME : 57.766		BEST LAP TIME : 57.984		DIFFERENCE : 0.218		
LAP	SECTOR 1	SECTOR 2	LAP TIME	MPH	DIFF	TIME OF DAY
1 -	42.370	24.709	1:07.079	64.82	9.095	10:19:41.245
2 -	37.382	24.015	1:01.397	70.82	3.413	10:20:42.642
3 -	35.227	23.444	58.671	74.11	0.687	10:21:41.313
4 -	34.910	23.353	58.263 (2)	74.63	0.279	10:22:39.576
5 -	35.354	23.303	58.657 (3)	74.13	0.673	10:23:38.233
6 -	35.711	23.102	58.813	73.93	0.829	10:24:37.046
7 -	34.722	23.262	57.984 (1)	74.99		10:25:35.030

BMCRC - MRO Championships 2024 - Rnd 1 @ Brands Hatch Indy

L&W BMCRC Rookie 600 & 1000

QUALIFYING - SECTOR ANALYSIS



SECTOR 1 = FL to I1, SECTOR 2 = I1 to FL, DIFF = Difference To Personal Best Lap, P = Crossed Finish Line in Pit Lane, D = Time Disallowed

P21 16 600 Mark KAVANAGH		Triumph Daytona -				
IDEAL LAP TIME :		BEST LAP TIME : 58.289		DIFFERENCE :		
LAP	SECTOR 1	SECTOR 2	LAP TIME	MPH	DIFF	TIME OF DAY
1 -			1:06.942	64.95	8.653	10:19:31.234
2 -			1:03.833	68.12	5.544	10:20:35.067
3 -			1:04.222	67.71	5.933	10:21:39.289
4 -			59.405	73.20	1.116	10:22:38.694
5 -			59.876	72.62	1.587	10:23:38.570
6 -			59.880	72.62	1.591	10:24:38.450
7 -			59.340 (3)	73.28	1.051	10:25:37.790
8 -			59.046 (2)	73.64	0.757	10:26:36.836
9 -			1:03.640	68.33	5.351	10:27:40.476
10 -			58.289 (1)	74.60		10:28:38.765

P22 52 600 Melody LOCKE		Triumph Daytona 675 -				
IDEAL LAP TIME : 1:02.613		BEST LAP TIME : 1:02.840		DIFFERENCE : 0.227		
LAP	SECTOR 1	SECTOR 2	LAP TIME	MPH	DIFF	TIME OF DAY
1 -	41.125	25.963	1:07.088	64.81	4.248	10:19:39.279
2 -	39.119	25.219	1:04.338	67.58	1.498	10:20:43.617
3 -	39.319	24.784	1:04.103	67.83	1.263	10:21:47.720
4 -	38.421	25.046	1:03.467 (3)	68.51	0.627	10:22:51.187
5 -	38.119	24.721	1:02.840 (1)	69.20		10:23:54.027
6 -	38.390	24.878	1:03.268 (2)	68.73	0.428	10:24:57.295
7 -	38.348	25.346	1:03.694	68.27	0.854	10:26:00.989
8 -	38.795	25.253	1:04.048	67.89	1.208	10:27:05.037
9 -	39.014	24.494	1:03.508	68.47	0.668	10:28:08.545

P23 34 1000 Tony MANSFORD		Aprilia RSV4 -				
IDEAL LAP TIME : 1:04.767		BEST LAP TIME : 1:04.767		DIFFERENCE : 0.000		
LAP	SECTOR 1	SECTOR 2	LAP TIME	MPH	DIFF	TIME OF DAY
1 -	42.623	27.102	1:09.725	62.36	4.958	10:19:39.447
2 -	40.199	26.218	1:06.417	65.47	1.650	10:20:45.864
3 -	39.911	26.102	1:06.013	65.87	1.246	10:21:51.877
4 -	39.222	26.089	1:05.311 (2)	66.58	0.544	10:22:57.188
5 -	39.278	26.053	1:05.331 (3)	66.56	0.564	10:24:02.519
6 -	39.385	26.187	1:05.572	66.31	0.805	10:25:08.091
7 -	38.825	25.942	1:04.767 (1)	67.14		10:26:12.858

P24 29 1000 Luke MORGAN		Suzuki GSXR 750 -				
IDEAL LAP TIME : 1:06.512		BEST LAP TIME : 1:07.113		DIFFERENCE : 0.601		
LAP	SECTOR 1	SECTOR 2	LAP TIME	MPH	DIFF	TIME OF DAY
1 -	47.538	27.418	1:14.956	58.01	7.843	10:19:46.068
2 -	42.797	27.359	1:10.156	61.98	3.043	10:20:56.224
3 -	42.312	25.793	1:08.105	63.85	0.992	10:22:04.329
4 -	41.536	25.855	1:07.391	64.52	0.278	10:23:11.720
5 -	40.934	26.179	1:07.113 (1)	64.79		10:24:18.833
6 -	41.956	26.194	1:08.150	63.80	1.037	10:25:26.983
7 -	41.193	26.079	1:07.272 (2)	64.64	0.159	10:26:34.255
8 -	41.223	26.114	1:07.337 (3)	64.57	0.224	10:27:41.592
9 -	40.719	26.628	1:07.347	64.57	0.234	10:28:48.939

BMCRC - MRO Championships 2024 - Rnd 1 @ Brands Hatch Indy

L&W BMCRC Rookie 600 & 1000

QUALIFYING - BEST SECTORS

SECTOR 1				SECTOR 2				IDEAL / BEST COMPARISON				
POS	NO	NAME	TIME	NO	NAME	TIME	POS	NO	NAME	IDEAL	BEST	DIFF
									PERFECT LAP	53.351		
1	138	COOMBS	32.129	138	COOMBS	21.222	1	138	COOMBS	53.351	53.351	0.000
2	153	HICKMOTT	32.251	14	YIANNI	21.264	2	153	HICKMOTT	53.730	53.803	0.073
3	666	THOMPSON	32.335	87	CHAMBERLAIN	21.323	3	87	CHAMBERLAIN	53.770	53.809	0.039
4	87	CHAMBERLAIN	32.447	12	MASON	21.414	4	666	THOMPSON	53.855	54.005	0.150
5	12	MASON	32.871	153	HICKMOTT	21.479	5	12	MASON	54.285	54.285	0.000
6	14	YIANNI	33.405	666	THOMPSON	21.520	6	14	YIANNI	54.669	54.869	0.200
7	10	RADLEY	33.415	10	RADLEY	21.745	7	10	RADLEY	55.160	55.355	0.195
8	627	MILLER	33.883	627	MILLER	22.124	8	627	MILLER	56.007	56.686	0.679
9	60	NEAL	34.023	113	ROODT	22.226	9	60	NEAL	56.600	56.714	0.114
10	122	EGGINTON	34.310	28	HOWDLE	22.255	10	75	TUFNALL	56.751	56.876	0.125
11	75	TUFNALL	34.327	155	SMITH	22.263	11	888	ELLIOTT	56.778	56.778	0.000
12	888	ELLIOTT	34.386	888	ELLIOTT	22.392	12	28	HOWDLE	56.789	57.036	0.247
13	28	HOWDLE	34.534	101	HINCH	22.416	13	122	EGGINTON	56.870	56.870	0.000
14	101	HINCH	34.573	75	TUFNALL	22.424	14	155	SMITH	56.952	57.336	0.384
15	85	WOOD	34.664	916	FREWIN	22.438	15	101	HINCH	56.989	56.989	0.000
16	155	SMITH	34.689	122	EGGINTON	22.560	16	916	FREWIN	57.230	57.414	0.184
17	916	FREWIN	34.792	60	NEAL	22.577	17	113	ROODT	57.599	57.599	0.000
18	402	FARR	34.912	402	FARR	22.740	18	402	FARR	57.652	57.810	0.158
19	113	ROODT	35.373	85	WOOD	23.102	19	85	WOOD	57.766	57.984	0.218
20	52	LOCKE	38.119	52	LOCKE	24.494	20	52	LOCKE	1:02.613	1:02.840	0.227
21	34	MANSFORD	38.825	29	MORGAN	25.793	21	34	MANSFORD	1:04.767	1:04.767	0.000
22	29	MORGAN	40.719	34	MANSFORD	25.942	22	29	MORGAN	1:06.512	1:07.113	0.601
23							23	16	KAVANAGH		58.289	
24							24	97	BUNTING		56.232	

BMCRC - MRO Championships 2024 - Rnd 1 @ Brands Hatch Indy

L&W BMCRC Rookie 600 & 1000

QUALIFYING - STATISTICS

Competitors Started	24
Planned Start	2024-03-16 @ 10:12:00.000
Actual Start	2024-03-16 @ 10:17:47.669
Finish Time	2024-03-16 @ 10:27:49.167
Track Length	1.2079mi.
Total Laps	216
Total Distance Covered	260.9162mi.

Session Fastest Lap History

NO	CL	NAME	LAP TIME	TIME OF DAY	LAP	VEHICLE
28	600	Paul HOWDLE	1:01.640	10:19:20.200	1	Yamaha R6
12	600	Matty MASON	1:00.774	10:19:25.096	1	Kawasaki ZX6R 636
87	1000	Dan CHAMBERLAIN	59.733	10:19:30.270	1	Suzuki GSXR 750
28	600	Paul HOWDLE	59.282	10:20:19.482	2	Yamaha R6
12	600	Matty MASON	56.839	10:20:21.935	2	Kawasaki ZX6R 636
87	1000	Dan CHAMBERLAIN	55.588	10:20:25.858	2	Suzuki GSXR 750
87	1000	Dan CHAMBERLAIN	55.028	10:21:20.886	3	Suzuki GSXR 750
153	600	Aaron HICKMOTT	55.013	10:21:23.672	3	Kawasaki ZX6R
12	600	Matty MASON	54.705	10:22:12.234	4	Kawasaki ZX6R 636
87	1000	Dan CHAMBERLAIN	54.576	10:22:15.462	4	Suzuki GSXR 750
12	600	Matty MASON	54.285	10:23:06.519	5	Kawasaki ZX6R 636
153	600	Aaron HICKMOTT	53.910	10:23:12.290	5	Kawasaki ZX6R
87	1000	Dan CHAMBERLAIN	53.809	10:24:03.826	6	Suzuki GSXR 750
138	600	Paul COOMBS	53.351	10:26:14.503	8	Triumph 675R DAYTONA

Flag History

TYPE	TIME OF DAY
GREEN	10:17:47.669
FINISH	10:27:49.167

Flag Statistics

TYPE	COUNT	TOTAL LAPS	TOTAL TIME
Green	1	10	11:19.074
Red	0	0	0.000
Safety Car	0	0	0.000
FCY	0	0	0.000

BMCRC - MRO Championships 2024 - Rnd 1 @ Brands Hatch Indy

L&W BMCRC Rookie 600 & 1000

QUALIFYING - STATISTICS

CLASS : 1000

9 Starters

Fastest Lap History

NO	NAME	LAP TIME	TIME OF DAY	LAP	VEHICLE
87	Dan CHAMBERLAIN	59.733	10:19:30.270	1	Suzuki GSXR 750
87	Dan CHAMBERLAIN	55.588	10:20:25.858	2	Suzuki GSXR 750
87	Dan CHAMBERLAIN	55.028	10:21:20.886	3	Suzuki GSXR 750
87	Dan CHAMBERLAIN	54.576	10:22:15.462	4	Suzuki GSXR 750
87	Dan CHAMBERLAIN	54.556	10:23:10.018	5	Suzuki GSXR 750
87	Dan CHAMBERLAIN	53.809	10:24:03.826	6	Suzuki GSXR 750

BMCRC - MRO Championships 2024 - Rnd 1 @ Brands Hatch Indy

L&W BMCRC Rookie 600 & 1000

QUALIFYING - STATISTICS

CLASS : 600

15 Starters

Fastest Lap History

NO	NAME	LAP TIME	TIME OF DAY	LAP	VEHICLE
28	Paul HOWDLE	1:01.640	10:19:20.200	1	Yamaha R6
12	Matty MASON	1:00.774	10:19:25.096	1	Kawasaki ZX6R 636
153	Aaron HICKMOTT	1:00.641	10:19:32.321	1	Kawasaki ZX6R
28	Paul HOWDLE	59.282	10:20:19.482	2	Yamaha R6
12	Matty MASON	56.839	10:20:21.935	2	Kawasaki ZX6R 636
153	Aaron HICKMOTT	56.339	10:20:28.660	2	Kawasaki ZX6R
12	Matty MASON	55.595	10:21:17.507	3	Kawasaki ZX6R 636
153	Aaron HICKMOTT	55.013	10:21:23.672	3	Kawasaki ZX6R
12	Matty MASON	54.705	10:22:12.234	4	Kawasaki ZX6R 636
12	Matty MASON	54.285	10:23:06.519	5	Kawasaki ZX6R 636
153	Aaron HICKMOTT	53.910	10:23:12.290	5	Kawasaki ZX6R
138	Paul COOMBS	53.351	10:26:14.503	8	Triumph 675R DAYTONA

BMCRC - MRO Championships 2024 - Rnd 1 @ Brands Hatch Indy

L&W BMCRC Rookie 600 & 1000

RACE 8 - GRID (9 Laps)



ROW 11	33		32		31	19 Dean FARNWORTH
ROW 10	30	1:02.840 52 Melody LOCKE	29	58.289 16 Mark KAVANAGH	28	57.810 402 Kaine FARR
ROW 9	27	57.599 113 Andries Cornelis ROODT	26	57.414 916 Adam FREWIN	25	57.336 155 Eliot SMITH
ROW 8	24	57.036 28 Paul HOWDLE	23	56.876 75 Alex TUFNALL	22	56.870 122 James EGGINTON
ROW 7	21	56.778 888 Kirt ELLIOTT	20	56.714 60 Dean NEAL	19	56.232 97 Jake BUNTING
ROW 6	18	54.285 12 Matty MASON	17	53.803 153 Aaron HICKMOTT	16	53.351 138 Paul COOMBS
ROW 5	15		14		13	
ROW 4	12		11		10	257 Ken LIMPKIN
ROW 3	9	1:07.113 29 Luke MORGAN	8	1:04.767 34 Tony MANSFORD	7	57.984 85 Ben WOOD
ROW 2	6	56.989 101 David HINCH	5	56.686 627 Dean MILLER	4	55.355 10 Jack RADLEY
ROW 1	3	54.869 14 Alex YIANNI	2	54.005 666 Nathan THOMPSON	1	53.809 87 Dan CHAMBERLAIN
Pole						

These results are provisional until the conclusion of any judicial and technical matters.

Brands Hatch Indy: 1.2079 miles

Clerk Of Course:	Stewards:	Timekeeper:	<i>Craig Smith</i>	
------------------	-----------	-------------	--------------------	--

Results can be found at www.tsl-timing.com

Printed - 10:32 Saturday, 16 March 2024



BMCRC - MRO Championships 2024 - Rnd 1 @ Brands Hatch Indy

L&W BMCRC Rookie 600 & 1000

RACE 8 - CLASSIFICATION

Race Distance: 9 Laps / 10.87 miles



POS	NO	CL	PIC	NAME	ENTRY	LAPS	TIME	GAP	DIFF	MPH	BEST	ON	GRD	↑↓
1	87	1000	1	Dan CHAMBERLAIN	Suzuki GSXR 750 -	9	8:09.867			79.89	53.060	3	1	0
2	666	1000	2	Nathan THOMPSON	BMW S1000RR -	9	8:15.498	5.631	5.631	78.98	53.478	7	2	0
3	85	1000	3	Ben WOOD	-	9	8:16.125	6.258	0.627	78.88	53.293	7	7	4
4	14	1000	4	Alex YIANNI	BMW S1000 RR - Airpack 2000 Racing/Almig Compressors	9	8:20.872	11.005	4.747	78.13	54.253	3	3	-1
5	138	600	1	Paul COOMBS	Triumph 675R DAYTONA -	9	8:25.961	16.094	5.089	77.35	51.794	6	11	6
6	153	600	2	Aaron HICKMOTT	Kawasaki ZX6R -	9	8:27.018	17.151	1.057	77.19	52.151	6	12	6
7	10	1000	5	Jack RADLEY	BMW S1000RR -	9	8:27.540	17.673	0.522	77.11	55.193	5	4	-3
8	627	1000	6	Dean MILLER	Kawasaki ZX10R - Tiny Racing	9	8:28.193	18.326	0.653	77.01	54.623	9	5	-3
9	101	1000	7	David HINCH	Suzuki GSXR - David Burnell Financial Services	9	8:29.702	19.835	1.509	76.78	54.692	9	6	-3
10	12	600	3	Matty MASON	Kawasaki ZX6R 636 -	9	8:35.113	25.246	5.411	75.97	53.112	5	13	3
11	888	600	4	Kirt ELLIOTT	Yamaha R6 -	9	8:54.941	45.074	19.828	73.16	54.878	9	16	5
12	75	600	5	Alex TUFNALL	Kawasaki 636 -	9	8:55.065	45.198	0.124	73.14	55.136	9	18	6
13	97*	600	6	Jake BUNTING	Suzuki GSXR 600 -	9	8:55.415	45.548	0.350	73.09	55.052	9	14	1
14	60	600	7	Dean NEAL	Kawasaki ZX6R 636 - Acute Civil Engineering Ltd	8	8:10.313	1 Lap	1 Lap	70.95	56.713	5	15	1
15	113	600	8	Andries Cornelis ROODT	Yamaha R6 - Carter Thorne Carpets and flooring 2018 ltd	8	8:11.291	1 Lap	0.978	70.81	56.261	8	22	7
16	28	600	9	Paul HOWDLE	Yamaha R6 -	8	8:11.539	1 Lap	0.248	70.77	56.062	8	19	3
17	155	600	10	Eliot SMITH	Honda CBR600RR - Pro-Moto Europe Ltd	8	8:13.617	1 Lap	2.078	70.47	57.169	6	20	3
18	916	600	11	Adam FREWIN	Yamaha R6 - Mundo Street food Ibiza	8	8:13.811	1 Lap	0.194	70.44	56.135	2	21	3
19	257	1000	8	Ken LIMPKIN	Suzuki GSXR 1000 -	8	8:17.317	1 Lap	3.506	69.95	1:01.125	5	10	-9
20	402	600	12	Kaine FARR	Suzuki GSXR -	8	8:18.224	1 Lap	0.907	69.82	57.496	8	23	3
21	122	600	13	James EGGINTON	Kawasaki ZX6R - Advance Computer Services - www.ACS.o	8	8:21.508	1 Lap	3.284	69.36	56.304	4	17	-4
22	29	1000	9	Luke MORGAN	Suzuki GSXR 750 -	8	8:48.332	1 Lap	26.824	65.84	1:03.209	6	9	-13
23	34	1000	10	Tony MANSFORD	Aprilia RSV4 -	8	8:48.478	1 Lap	0.146	65.82	1:04.770	2	8	-15
24	52	600	14	Melody LOCKE	Triumph Daytona 675 -	8	8:53.488	1 Lap	5.010	65.21	1:02.857	6	25	1

FASTEST LAP

138	600	Paul COOMBS	Triumph 675R DAYTONA -	6	51.794	83.95 mph	135.11 kph
87	1000	Dan CHAMBERLAIN	Suzuki GSXR 750 -	3	53.060	81.95 mph	131.89 kph

Comments:

* No. 97 - Please fit a working transponder

Class 1000 - 92.5% of Race Speed = 73.89 mph

Class 600 - 92.5% of Race Speed = 71.54 mph

Weather / Track : Cloudy / Dry

These results are provisional until the conclusion of any judicial and technical matters.

Date: 16/03/2024 Start: 13:03 Finish: 13:11

Brands Hatch Indy: 1.2079 miles

Clerk Of Course:	Stewards:	Timekeeper:	<i>Craig Smith</i>	
------------------	-----------	-------------	--------------------	--

Results can be found at www.tsl-timing.com

Printed - 13:14 Saturday, 16 March 2024



BMCRC - MRO Championships 2024 - Rnd 1 @ Brands Hatch Indy

L&W BMCRC Rookie 600 & 1000

RACE 8 - LAP CHART

LAP 1 @ 13:04:45.052

NO	BEHIND	LAP TIME
87		58.939
85	1.469	1:00.408
10	1.740	1:00.679
14	2.056	1:00.995
666	3.181	1:02.120
101	4.468	1:03.407
627	4.639	1:03.578
257	8.515	1:07.454
34	13.415	1:12.354
29	14.276	1:13.215
153	23.065	1:22.004
138	23.220	1:22.159
12	24.067	1:23.006
888	26.861	1:25.800
75	27.070	1:26.009
28	27.878	1:26.817
97	28.133	1:27.072
60	28.621	1:27.560
122	28.909	1:27.848
916	29.257	1:28.196
402	30.644	1:29.583
155	30.799	1:29.738
113	32.350	1:31.289
52	32.545	1:31.484

LAP 2 @ 13:05:38.718

NO	BEHIND	LAP TIME
87		53.666
14	3.112	54.722
85	3.292	55.489
10	3.874	55.800
666	4.291	54.776
101	7.212	56.410
627	7.400	56.427
257	16.153	1:01.304
153	23.488	54.089
138	23.601	54.047
12	24.403	54.002
34	24.519	1:04.770
29	27.027	1:06.417
888	30.169	56.974
75	30.375	56.971
97	31.195	56.728
28	31.637	57.425
916	31.726	56.135
122	32.044	56.801
60	34.472	59.517
155	34.798	57.665
402	35.616	58.638
113	36.338	57.654
52	41.937	1:03.058

LAP 3 @ 13:06:31.778

NO	BEHIND	LAP TIME
87		53.060
14	4.305	54.253
85	5.472	55.240
10	6.085	55.271
666	6.319	55.088
101	10.180	56.028
627	10.404	56.064
153	23.920	53.492

138	24.075	53.534
257	24.491	1:01.398
12	25.096	53.753
888	34.757	57.648
97	35.281	57.146
75	35.282	57.967
122	35.646	56.662
34	36.234	1:04.775
916	36.491	57.825
28	38.799	1:00.222
60	39.345	57.933
29	39.591	1:05.624
155	39.684	57.946
402	40.266	57.710
113	40.311	57.033
52	51.898	1:03.021

LAP 4 @ 13:07:25.102

NO	BEHIND	LAP TIME
87		53.324
14	5.820	54.839
85	6.756	54.608
666	7.027	54.032
10	8.105	55.344
627	12.529	55.449
101	12.817	55.961
138	23.413	52.662
153	23.434	52.838
12	24.956	53.184
257	32.379	1:01.212
888	37.335	55.902
75	37.801	55.843
97	38.542	56.584
122	38.626	56.304
916	40.560	57.393
28	42.982	57.507
60	43.105	57.084
155	43.899	57.539
113	44.576	57.589
402	45.895	58.953
34	48.395	1:05.485
29	52.053	1:05.786

LAP 5 @ 13:08:19.140

NO	BEHIND	LAP TIME
87		54.038
14	6.551	54.769
666	7.482	54.493
85	7.739	55.021
52	1 Lap	1:03.558
10	9.260	55.193
627	13.172	54.681
101	14.154	55.375
138	21.270	51.895
153	22.089	52.693
12	24.030	53.112
257	39.466	1:01.125
888	39.891	56.594
75	40.167	56.404
97	40.636	56.132
916	44.395	57.873
60	45.780	56.713
28	46.264	57.320
113	46.888	56.350
155	47.107	57.246

LAP 6 @ 13:09:12.906

NO	BEHIND	LAP TIME
87		53.766
122	1 Lap	1:11.024
34	1 Lap	1:05.104
666	7.436	53.720
85	8.187	54.214
14	8.317	55.532
29	1 Lap	1:05.480
10	10.880	55.386
627	15.665	56.259
101	15.925	55.537
52	1 Lap	1:03.157
138	19.298	51.794
153	20.474	52.151
12	23.522	53.258
888	42.188	56.063
75	42.392	55.991
97	42.951	56.081
257	46.986	1:01.286
60	49.055	57.041
916	49.907	59.278
113	50.076	56.954
28	50.365	57.867
155	50.510	57.169

LAP 7 @ 13:10:06.655

NO	BEHIND	LAP TIME
87		53.749
402	1 Lap	58.541
122	1 Lap	57.485
666	7.165	53.478
85	7.731	53.293
14	9.830	55.262
10	13.394	56.263
34	1 Lap	1:05.027
627	17.804	55.888
101	18.058	55.882
138	18.261	52.712
29	1 Lap	1:03.209
153	19.624	52.899
12	23.969	54.196
52	1 Lap	1:02.857
75	43.812	55.169
888	43.984	55.545
97	44.315	55.113
60	52.990	57.684
916	54.359	58.201
113	54.488	58.161

LAP 8 @ 13:11:01.308

NO	BEHIND	LAP TIME
87		54.653
28	1 Lap	58.319
155	1 Lap	58.353
257	1 Lap	1:01.929
402	1 Lap	57.645
666	6.225	53.713
85	6.560	53.482
122	1 Lap	57.200
14	9.660	54.483
10	15.633	56.892

138	17.154	53.546
627	18.375	55.224
153	18.765	53.794
101	19.815	56.410
12	24.221	54.905
34	1 Lap	1:05.483
29	1 Lap	1:03.654
52	1 Lap	1:03.087
75	44.734	55.575
888	44.868	55.537
97	45.168	55.506

LAP 9 @ 13:11:55.980

NO	BEHIND	LAP TIME
87		54.672
60	1 Lap	56.781
113	1 Lap	56.261
28	1 Lap	56.062
155	1 Lap	57.961
916	1 Lap	58.910
666	5.631	54.078
85	6.258	54.370
257	1 Lap	1:01.609
402	1 Lap	57.496
14	11.005	56.017
122	1 Lap	58.184
138	16.094	53.612
153	17.151	53.058
10	17.673	56.712
627	18.326	54.623
101	19.835	54.692
12	25.246	55.697
29	1 Lap	1:04.947
34	1 Lap	1:05.480
52	1 Lap	1:03.266
888	45.074	54.878
75	45.198	55.136
97	45.548	55.052

BMCRC - MRO Championships 2024 - Rnd 1 @ Brands Hatch Indy

L&W BMCRC Rookie 600 & 1000

RACE 8 - POSITION CHART

No	Name	Lap											
		Pos	1	2	3	4	5	6	7	8	9		
87	CHAMBERLAIN	1	87	87	87	87	87	87	87	87	87	87	87
666	THOMPSON	2	85	14	14	14	14	666	666	666	666	666	666
14	YIANNI	3	10	85	85	85	666	85	85	85	85	85	85
10	RADLEY	4	14	10	10	666	85	14	14	14	14	14	14
627	MILLER	5	666	666	666	10	10	10	10	10	10	138	138
101	HINCH	6	101	101	101	627	627	627	627	138	153	153	153
85	WOOD	7	627	627	627	101	101	101	101	627	10	10	10
34	MANSFORD	8	257	257	153	138	138	138	138	153	627	627	627
29	MORGAN	9	34	153	138	153	153	153	153	101	101	101	101
257	LIMPKIN	10	29	138	257	12	12	12	12	12	12	12	12
138	COOMBS	11	153	12	12	257	257	888	75	75	888	888	888
153	HICKMOTT	12	138	34	888	888	888	75	888	888	75	75	75
12	MASON	13	12	29	97	75	75	97	97	97	97	97	97
97	BUNTING	14	888	888	75	97	97	257	60	60	60	60	60
60	NEAL	15	75	75	122	122	916	60	916	113	113	113	113
888	ELLIOTT	16	28	97	34	916	60	916	113	28	28	28	28
122	EGGINTON	17	97	28	916	28	28	113	28	155	155	155	155
75	TUFNALL	18	60	916	28	60	113	28	155	916	916	916	916
28	HOWDLE	19	122	122	60	155	155	155	257	257	257	257	257
155	SMITH	20	916	60	29	113	402	402	402	402	402	402	402
916	FREWIN	21	402	155	155	402	122	122	122	122	122	122	122
113	ROODT	22	155	402	402	34	34	34	34	29	29	29	29
402	FARR	23	113	113	113	29	29	29	29	34	34	34	34
52	LOCKE	24	52	52	52	52	52	52	52	52	52	52	52

BMCRC - MRO Championships 2024 - Rnd 1 @ Brands Hatch Indy

L&W BMCRC Rookie 600 & 1000

RACE 8 - SECTOR ANALYSIS



SECTOR 1 = FL to I1, SECTOR 2 = I1 to FL, DIFF = Difference To Personal Best Lap, P = Crossed Finish Line in Pit Lane, D = Time Disallowed

P1 87 1000 Dan CHAMBERLAIN			Suzuki GSXR 750 -			
IDEAL LAP TIME : 52.996			BEST LAP TIME : 53.060		DIFFERENCE : 0.064	
LAP	SECTOR 1	SECTOR 2	LAP TIME	MPH	DIFF	TIME OF DAY
1 -		21.558	58.939	73.78	5.879	13:04:45.052
2 -	32.533	21.133	53.666 (3)	81.03	0.606	13:05:38.718
3 -	32.020	21.040	53.060 (1)	81.95		13:06:31.778
4 -	31.956	21.368	53.324 (2)	81.55	0.264	13:07:25.102
5 -	32.734	21.304	54.038	80.47	0.978	13:08:19.140
6 -	32.551	21.215	53.766	80.88	0.706	13:09:12.906
7 -	32.300	21.449	53.749	80.90	0.689	13:10:06.655
8 -	32.255	22.398	54.653	79.56	1.593	13:11:01.308
9 -	32.877	21.795	54.672	79.53	1.612	13:11:55.980

P2 666 1000 Nathan THOMPSON			BMW S1000RR -			
IDEAL LAP TIME : 53.234			BEST LAP TIME : 53.478		DIFFERENCE : 0.244	
LAP	SECTOR 1	SECTOR 2	LAP TIME	MPH	DIFF	TIME OF DAY
1 -		22.083	1:02.120	70.00	8.642	13:04:48.233
2 -	32.813	21.963	54.776	79.38	1.298	13:05:43.009
3 -	33.414	21.674	55.088	78.93	1.610	13:06:38.097
4 -	32.394	21.638	54.032	80.48	0.554	13:07:32.129
5 -	32.200	22.293	54.493	79.80	1.015	13:08:26.622
6 -	32.062	21.658	53.720 (3)	80.94	0.242	13:09:20.342
7 -	32.306	21.172	53.478 (1)	81.31		13:10:13.820
8 -	32.423	21.290	53.713 (2)	80.95	0.235	13:11:07.533
9 -	32.365	21.713	54.078	80.41	0.600	13:12:01.611

P3 85 1000 Ben WOOD			-			
IDEAL LAP TIME : 53.293			BEST LAP TIME : 53.293		DIFFERENCE : 0.000	
LAP	SECTOR 1	SECTOR 2	LAP TIME	MPH	DIFF	TIME OF DAY
1 -		22.236	1:00.408	71.98	7.115	13:04:46.521
2 -	33.386	22.103	55.489	78.36	2.196	13:05:42.010
3 -	33.288	21.952	55.240	78.72	1.947	13:06:37.250
4 -	32.926	21.682	54.608	79.63	1.315	13:07:31.858
5 -	32.819	22.202	55.021	79.03	1.728	13:08:26.879
6 -	32.340	21.874	54.214 (3)	80.21	0.921	13:09:21.093
7 -	32.232	21.061	53.293 (1)	81.59		13:10:14.386
8 -	32.388	21.094	53.482 (2)	81.30	0.189	13:11:07.868
9 -	32.930	21.440	54.370	79.98	1.077	13:12:02.238

P4 14 1000 Alex YIANNI			BMW S1000 RR - Airpack 2000 Racing/Almig Compressors			
IDEAL LAP TIME : 54.175			BEST LAP TIME : 54.253		DIFFERENCE : 0.078	
LAP	SECTOR 1	SECTOR 2	LAP TIME	MPH	DIFF	TIME OF DAY
1 -		21.918	1:00.995	71.29	6.742	13:04:47.108
2 -	33.259	21.463	54.722 (3)	79.46	0.469	13:05:41.830
3 -	32.743	21.510	54.253 (1)	80.15		13:06:36.083
4 -	33.162	21.677	54.839	79.29	0.586	13:07:30.922
5 -	33.030	21.739	54.769	79.39	0.516	13:08:25.691
6 -	32.780	22.752	55.532	78.30	1.279	13:09:21.223
7 -	33.531	21.731	55.262	78.69	1.009	13:10:16.485
8 -	33.051	21.432	54.483 (2)	79.81	0.230	13:11:10.968
9 -	33.537	22.480	56.017	77.63	1.764	13:12:06.985

BMCRC - MRO Championships 2024 - Rnd 1 @ Brands Hatch Indy

L&W BMCRC Rookie 600 & 1000

RACE 8 - SECTOR ANALYSIS



SECTOR 1 = FL to I1, SECTOR 2 = I1 to FL, DIFF = Difference To Personal Best Lap, P = Crossed Finish Line in Pit Lane, D = Time Disallowed

P5 138 600 Paul COOMBS		Triumph 675R DAYTONA -				
IDEAL LAP TIME : 51.794		BEST LAP TIME : 51.794		DIFFERENCE : 0.000		
LAP	SECTOR 1	SECTOR 2	LAP TIME	MPH	DIFF	TIME OF DAY
1 -		21.451	1:22.159	52.92	30.365	13:05:08.272
2 -	32.313	21.734	54.047	80.45	2.253	13:06:02.319
3 -	32.146	21.388	53.534	81.23	1.740	13:06:55.853
4 -	31.516	21.146	52.662 (3)	82.57	0.868	13:07:48.515
5 -	31.192	20.703	51.895 (2)	83.79	0.101	13:08:40.410
6 -	31.106	20.688	51.794 (1)	83.95		13:09:32.204
7 -	31.249	21.463	52.712	82.49	0.918	13:10:24.916
8 -	32.758	20.788	53.546	81.21	1.752	13:11:18.462
9 -	32.550	21.062	53.612	81.11	1.818	13:12:12.074

P6 153 600 Aaron HICKMOTT		Kawasaki ZX6R -				
IDEAL LAP TIME : 52.151		BEST LAP TIME : 52.151		DIFFERENCE : 0.000		
LAP	SECTOR 1	SECTOR 2	LAP TIME	MPH	DIFF	TIME OF DAY
1 -		21.297	1:22.004	53.02	29.853	13:05:08.117
2 -	32.161	21.928	54.089	80.39	1.938	13:06:02.206
3 -	31.994	21.498	53.492	81.29	1.341	13:06:55.698
4 -	31.506	21.332	52.838 (3)	82.30	0.687	13:07:48.536
5 -	31.738	20.955	52.693 (2)	82.52	0.542	13:08:41.229
6 -	31.292	20.859	52.151 (1)	83.38		13:09:33.380
7 -	31.564	21.335	52.899	82.20	0.748	13:10:26.279
8 -	32.796	20.998	53.794	80.83	1.643	13:11:20.073
9 -	31.981	21.077	53.058	81.95	0.907	13:12:13.131

P7 10 1000 Jack RADLEY		BMW S1000RR -				
IDEAL LAP TIME : 54.591		BEST LAP TIME : 55.193		DIFFERENCE : 0.602		
LAP	SECTOR 1	SECTOR 2	LAP TIME	MPH	DIFF	TIME OF DAY
1 -		21.684	1:00.679	71.66	5.486	13:04:46.792
2 -	33.910	21.890	55.800	77.93	0.607	13:05:42.592
3 -	33.302	21.969	55.271 (2)	78.67	0.078	13:06:37.863
4 -	33.560	21.784	55.344 (3)	78.57	0.151	13:07:33.207
5 -	32.907	22.286	55.193 (1)	78.78		13:08:28.400
6 -	33.250	22.136	55.386	78.51	0.193	13:09:23.786
7 -	33.943	22.320	56.263	77.29	1.070	13:10:20.049
8 -	34.515	22.377	56.892	76.43	1.699	13:11:16.941
9 -	34.458	22.254	56.712	76.67	1.519	13:12:13.653

P8 627 1000 Dean MILLER		Kawasaki ZX10R - Tiny Racing				
IDEAL LAP TIME : 54.197		BEST LAP TIME : 54.623		DIFFERENCE : 0.426		
LAP	SECTOR 1	SECTOR 2	LAP TIME	MPH	DIFF	TIME OF DAY
1 -		22.523	1:03.578	68.39	8.955	13:04:49.691
2 -	34.225	22.202	56.427	77.06	1.804	13:05:46.118
3 -	34.197	21.867	56.064	77.56	1.441	13:06:42.182
4 -	33.756	21.693	55.449	78.42	0.826	13:07:37.631
5 -	33.135	21.546	54.681 (2)	79.52	0.058	13:08:32.312
6 -	33.345	22.914	56.259	77.29	1.636	13:09:28.571
7 -	33.567	22.321	55.888	77.80	1.265	13:10:24.459
8 -	33.776	21.448	55.224 (3)	78.74	0.601	13:11:19.683
9 -	32.749	21.874	54.623 (1)	79.61		13:12:14.306

BMCRC - MRO Championships 2024 - Rnd 1 @ Brands Hatch Indy

L&W BMCRC Rookie 600 & 1000

RACE 8 - SECTOR ANALYSIS



SECTOR 1 = FL to I1, SECTOR 2 = I1 to FL, DIFF = Difference To Personal Best Lap, P = Crossed Finish Line in Pit Lane, D = Time Disallowed

P9		101 1000		David HINCH		Suzuki GSXR - David Burnell Financial Services	
IDEAL LAP TIME : 54.692		BEST LAP TIME : 54.692		DIFFERENCE : 0.000			
LAP	SECTOR 1	SECTOR 2	LAP TIME	MPH	DIFF	TIME OF DAY	
1 -		22.558	1:03.407	68.58	8.715	13:04:49.520	
2 -	34.230	22.180	56.410	77.08	1.718	13:05:45.930	
3 -	34.088	21.940	56.028	77.61	1.336	13:06:41.958	
4 -	33.523	22.438	55.961	77.70	1.269	13:07:37.919	
5 -	33.436	21.939	55.375 (2)	78.53	0.683	13:08:33.294	
6 -	33.442	22.095	55.537 (3)	78.30	0.845	13:09:28.831	
7 -	33.630	22.252	55.882	77.81	1.190	13:10:24.713	
8 -	34.372	22.038	56.410	77.08	1.718	13:11:21.123	
9 -	32.882	21.810	54.692 (1)	79.51		13:12:15.815	

P10		12 600		Matty MASON		Kawasaki ZX6R 636 -	
IDEAL LAP TIME : 53.041		BEST LAP TIME : 53.112		DIFFERENCE : 0.071			
LAP	SECTOR 1	SECTOR 2	LAP TIME	MPH	DIFF	TIME OF DAY	
1 -		21.167	1:23.006	52.38	29.894	13:05:09.119	
2 -	32.462	21.540	54.002	80.52	0.890	13:06:03.121	
3 -	32.350	21.403	53.753	80.89	0.641	13:06:56.874	
4 -	32.281	20.903	53.184 (2)	81.76	0.072	13:07:50.058	
5 -	32.138	20.974	53.112 (1)	81.87		13:08:43.170	
6 -	32.235	21.023	53.258 (3)	81.65	0.146	13:09:36.428	
7 -	32.558	21.638	54.196	80.23	1.084	13:10:30.624	
8 -	33.130	21.775	54.905	79.20	1.793	13:11:25.529	
9 -	33.906	21.791	55.697	78.07	2.585	13:12:21.226	

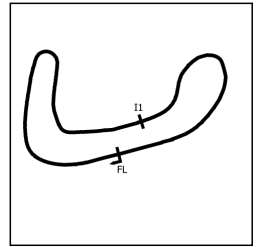
P11		888 600		Kirt ELLIOTT		Yamaha R6 -	
IDEAL LAP TIME : 54.878		BEST LAP TIME : 54.878		DIFFERENCE : 0.000			
LAP	SECTOR 1	SECTOR 2	LAP TIME	MPH	DIFF	TIME OF DAY	
1 -		22.672	1:25.800	50.68	30.922	13:05:11.913	
2 -	34.411	22.563	56.974	76.32	2.096	13:06:08.887	
3 -	34.371	23.277	57.648	75.43	2.770	13:07:06.535	
4 -	33.624	22.278	55.902	77.78	1.024	13:08:02.437	
5 -	34.326	22.268	56.594	76.83	1.716	13:08:59.031	
6 -	33.779	22.284	56.063	77.56	1.185	13:09:55.094	
7 -	33.598	21.947	55.545 (3)	78.28	0.667	13:10:50.639	
8 -	33.492	22.045	55.537 (2)	78.30	0.659	13:11:46.176	
9 -	32.991	21.887	54.878 (1)	79.24		13:12:41.054	

P12		75 600		Alex TUFNALL		Kawasaki 636 -	
IDEAL LAP TIME : 54.984		BEST LAP TIME : 55.136		DIFFERENCE : 0.152			
LAP	SECTOR 1	SECTOR 2	LAP TIME	MPH	DIFF	TIME OF DAY	
1 -		22.694	1:26.009	50.55	30.873	13:05:12.122	
2 -	34.535	22.436	56.971	76.33	1.835	13:06:09.093	
3 -	35.172	22.795	57.967	75.01	2.831	13:07:07.060	
4 -	33.677	22.166	55.843	77.87	0.707	13:08:02.903	
5 -	34.046	22.358	56.404	77.09	1.268	13:08:59.307	
6 -	33.958	22.033	55.991	77.66	0.855	13:09:55.298	
7 -	33.105	22.064	55.169 (2)	78.82	0.033	13:10:50.467	
8 -	33.523	22.052	55.575 (3)	78.24	0.439	13:11:46.042	
9 -	33.257	21.879	55.136 (1)	78.87		13:12:41.178	

BMCRC - MRO Championships 2024 - Rnd 1 @ Brands Hatch Indy

L&W BMCRC Rookie 600 & 1000

RACE 8 - SECTOR ANALYSIS



SECTOR 1 = FL to I1, SECTOR 2 = I1 to FL, DIFF = Difference To Personal Best Lap, P = Crossed Finish Line in Pit Lane, D = Time Disallowed

P13 97 600		Jake BUNTING		Suzuki GSXR 600 -		
IDEAL LAP TIME :		BEST LAP TIME : 55.052		DIFFERENCE :		
LAP	SECTOR 1	SECTOR 2	LAP TIME	MPH	DIFF	TIME OF DAY
1 -			1:27.072	49.94	32.020	13:05:13.185
2 -			56.728	76.65	1.676	13:06:09.913
3 -			57.146	76.09	2.094	13:07:07.059
4 -			56.584	76.85	1.532	13:08:03.644
5 -			56.132	77.47	1.080	13:08:59.776
6 -			56.081	77.54	1.029	13:09:55.857
7 -			55.113 (2)	78.90	0.061	13:10:50.970
8 -			55.506 (3)	78.34	0.454	13:11:46.476
9 -			55.052 (1)	78.99		13:12:41.528

P14 60 600		Dean NEAL		Kawasaki ZX6R 636 - Acute Civil Engineering Ltd		
IDEAL LAP TIME : 56.605		BEST LAP TIME : 56.713		DIFFERENCE : 0.108		
LAP	SECTOR 1	SECTOR 2	LAP TIME	MPH	DIFF	TIME OF DAY
1 -		23.060	1:27.560	49.66	30.847	13:05:13.673
2 -	36.322	23.195	59.517	73.06	2.804	13:06:13.190
3 -	34.403	23.530	57.933	75.06	1.220	13:07:11.123
4 -	34.295	22.789	57.084	76.17	0.371	13:08:08.207
5 -	33.889	22.824	56.713 (1)	76.67		13:09:04.920
6 -	34.285	22.756	57.041 (3)	76.23	0.328	13:10:01.961
7 -	34.701	22.983	57.684	75.38	0.971	13:10:59.645
8 -	33.849	22.932	56.781 (2)	76.58	0.068	13:11:56.426

P15 113 600		Andries Cornelis ROODT		Yamaha R6 - Carter Thorne Carpets and flooring 2018 ltd		
IDEAL LAP TIME : 55.874		BEST LAP TIME : 56.261		DIFFERENCE : 0.387		
LAP	SECTOR 1	SECTOR 2	LAP TIME	MPH	DIFF	TIME OF DAY
1 -		22.976	1:31.289	47.63	35.028	13:05:17.402
2 -	35.207	22.447	57.654	75.42	1.393	13:06:15.056
3 -	34.649	22.384	57.033	76.24	0.772	13:07:12.089
4 -	35.285	22.304	57.589	75.51	1.328	13:08:09.678
5 -	34.392	21.958	56.350 (2)	77.17	0.089	13:09:06.028
6 -	34.214	22.740	56.954 (3)	76.35	0.693	13:10:02.982
7 -	35.049	23.112	58.161	74.76	1.900	13:11:01.143
8 -	33.916	22.345	56.261 (1)	77.29		13:11:57.404

P16 28 600		Paul HOWDLE		Yamaha R6 -		
IDEAL LAP TIME : 55.793		BEST LAP TIME : 56.062		DIFFERENCE : 0.269		
LAP	SECTOR 1	SECTOR 2	LAP TIME	MPH	DIFF	TIME OF DAY
1 -		23.181	1:26.817	50.08	30.755	13:05:12.930
2 -	33.998	23.427	57.425 (3)	75.72	1.363	13:06:10.355
3 -	35.763	24.459	1:00.222	72.20	4.160	13:07:10.577
4 -	34.538	22.969	57.507	75.61	1.445	13:08:08.084
5 -	34.597	22.723	57.320 (2)	75.86	1.258	13:09:05.404
6 -	34.500	23.367	57.867	75.14	1.805	13:10:03.271
7 -	34.797	23.522	58.319	74.56	2.257	13:11:01.590
8 -	34.267	21.795	56.062 (1)	77.56		13:11:57.652

P17 155 600		Eliot SMITH		Honda CBR600RR - Pro-Moto Europe Ltd		
IDEAL LAP TIME : 56.980		BEST LAP TIME : 57.169		DIFFERENCE : 0.189		
LAP	SECTOR 1	SECTOR 2	LAP TIME	MPH	DIFF	TIME OF DAY
1 -		23.385	1:29.738	48.45	32.569	13:05:15.851
2 -	35.122	22.543	57.665	75.41	0.496	13:06:13.516
3 -	34.898	23.048	57.946	75.04	0.777	13:07:11.462
4 -	35.457	22.082	57.539 (3)	75.57	0.370	13:08:09.001
5 -	34.930	22.316	57.246 (2)	75.96	0.077	13:09:06.247
6 -	34.913	22.256	57.169 (1)	76.06		13:10:03.416
7 -	35.688	22.665	58.353	74.52	1.184	13:11:01.769
8 -	35.411	22.550	57.961	75.02	0.792	13:11:59.730

BMCRC - MRO Championships 2024 - Rnd 1 @ Brands Hatch Indy

L&W BMCRC Rookie 600 & 1000

RACE 8 - SECTOR ANALYSIS



SECTOR 1 = FL to I1, SECTOR 2 = I1 to FL, DIFF = Difference To Personal Best Lap, P = Crossed Finish Line in Pit Lane, D = Time Disallowed

P18 916 600 Adam FREWIN		Yamaha R6 - Mundo Street food Ibiza				
IDEAL LAP TIME : 56.135		BEST LAP TIME : 56.135		DIFFERENCE : 0.000		
LAP	SECTOR 1	SECTOR 2	LAP TIME	MPH	DIFF	TIME OF DAY
1 -		22.908	1:28.196	49.30	32.061	13:05:14.309
2 -	34.003	22.132	56.135 (1)	77.46		13:06:10.444
3 -	35.166	22.659	57.825 (3)	75.20	1.690	13:07:08.269
4 -	34.687	22.706	57.393 (2)	75.76	1.258	13:08:05.662
5 -	34.505	23.368	57.873	75.14	1.738	13:09:03.535
6 -	36.091	23.187	59.278	73.35	3.143	13:10:02.813
7 -	35.006	23.195	58.201	74.71	2.066	13:11:01.014
8 -	35.714	23.196	58.910	73.81	2.775	13:11:59.924

P19 257 1000 Ken LIMPKIN		Suzuki GSXR 1000 -				
IDEAL LAP TIME : 1:00.442		BEST LAP TIME : 1:01.125		DIFFERENCE : 0.683		
LAP	SECTOR 1	SECTOR 2	LAP TIME	MPH	DIFF	TIME OF DAY
1 -		23.839	1:07.454	64.46	6.329	13:04:53.567
2 -	36.902	24.402	1:01.304	70.93	0.179	13:05:54.871
3 -	37.155	24.243	1:01.398	70.82	0.273	13:06:56.269
4 -	37.207	24.005	1:01.212 (2)	71.04	0.087	13:07:57.481
5 -	36.896	24.229	1:01.125 (1)	71.14		13:08:58.606
6 -	37.291	23.995	1:01.286 (3)	70.95	0.161	13:09:59.892
7 -	37.394	24.535	1:01.929	70.21	0.804	13:11:01.821
8 -	38.063	23.546	1:01.609	70.58	0.484	13:12:03.430

P20 402 600 Kaine FARR		Suzuki GSXR -				
IDEAL LAP TIME : 57.274		BEST LAP TIME : 57.496		DIFFERENCE : 0.222		
LAP	SECTOR 1	SECTOR 2	LAP TIME	MPH	DIFF	TIME OF DAY
1 -		23.827	1:29.583	48.54	32.087	13:05:15.696
2 -	35.848	22.790	58.638	74.16	1.142	13:06:14.334
3 -	34.766	22.944	57.710 (3)	75.35	0.214	13:07:12.044
4 -	36.016	22.937	58.953	73.76	1.457	13:08:10.997
5 -	35.935	23.723	59.658	72.89	2.162	13:09:10.655
6 -	35.607	22.934	58.541	74.28	1.045	13:10:09.196
7 -	34.881	22.764	57.645 (2)	75.43	0.149	13:11:06.841
8 -	34.988	22.508	57.496 (1)	75.63		13:12:04.337

P21 122 600 James EGGINTON		Kawasaki ZX6R - Advance Computer Services - www.ACS.co.uk				
IDEAL LAP TIME : 56.097		BEST LAP TIME : 56.304		DIFFERENCE : 0.207		
LAP	SECTOR 1	SECTOR 2	LAP TIME	MPH	DIFF	TIME OF DAY
1 -		22.762	1:27.848	49.50	31.544	13:05:13.961
2 -	34.017	22.784	56.801 (3)	76.55	0.497	13:06:10.762
3 -	34.447	22.215	56.662 (2)	76.74	0.358	13:07:07.424
4 -	34.084	22.220	56.304 (1)	77.23		13:08:03.728
5 -	33.882	37.142	1:11.024	61.22	14.720	13:09:14.752
6 -	34.908	22.577	57.485	75.64	1.181	13:10:12.237
7 -	34.859	22.341	57.200	76.02	0.896	13:11:09.437
8 -	34.725	23.459	58.184	74.73	1.880	13:12:07.621

P22 29 1000 Luke MORGAN		Suzuki GSXR 750 -				
IDEAL LAP TIME : 1:02.875		BEST LAP TIME : 1:03.209		DIFFERENCE : 0.334		
LAP	SECTOR 1	SECTOR 2	LAP TIME	MPH	DIFF	TIME OF DAY
1 -		26.039	1:13.215	59.39	10.006	13:04:59.328
2 -	40.247	26.170	1:06.417	65.47	3.208	13:06:05.745
3 -	40.155	25.469	1:05.624	66.26	2.415	13:07:11.369
4 -	39.839	25.947	1:05.786	66.10	2.577	13:08:17.155
5 -	39.775	25.705	1:05.480	66.41	2.271	13:09:22.635
6 -	38.584	24.625	1:03.209 (1)	68.79		13:10:25.844
7 -	38.250	25.404	1:03.654 (2)	68.31	0.445	13:11:29.498
8 -	39.569	25.378	1:04.947 (3)	66.95	1.738	13:12:34.445

BMCRC - MRO Championships 2024 - Rnd 1 @ Brands Hatch Indy

L&W BMCRC Rookie 600 & 1000

RACE 8 - SECTOR ANALYSIS



SECTOR 1 = FL to I1, SECTOR 2 = I1 to FL, DIFF = Difference To Personal Best Lap, P = Crossed Finish Line in Pit Lane, D = Time Disallowed

P23 34 1000 Tony MANSFORD			Aprilia RSV4 -			
IDEAL LAP TIME : 1:04.668		BEST LAP TIME : 1:04.770		DIFFERENCE : 0.102		
LAP	SECTOR 1	SECTOR 2	LAP TIME	MPH	DIFF	TIME OF DAY
1 -		26.611	1:12.354	60.10	7.584	13:04:58.467
2 -	38.918	25.852	1:04.770 (1)	67.13		13:06:03.237
3 -	39.025	25.750	1:04.775 (2)	67.13	0.005	13:07:08.012
4 -	39.340	26.145	1:05.485	66.40	0.715	13:08:13.497
5 -	39.117	25.987	1:05.104	66.79	0.334	13:09:18.601
6 -	39.236	25.791	1:05.027 (3)	66.87	0.257	13:10:23.628
7 -	39.608	25.875	1:05.483	66.40	0.713	13:11:29.111
8 -	39.147	26.333	1:05.480	66.41	0.710	13:12:34.591

P24 52 600 Melody LOCKE			Triumph Daytona 675 -			
IDEAL LAP TIME : 1:02.280		BEST LAP TIME : 1:02.857		DIFFERENCE : 0.577		
LAP	SECTOR 1	SECTOR 2	LAP TIME	MPH	DIFF	TIME OF DAY
1 -		24.540	1:31.484	47.53	28.627	13:05:17.597
2 -	38.328	24.730	1:03.058 (3)	68.96	0.201	13:06:20.655
3 -	37.880	25.141	1:03.021 (2)	69.00	0.164	13:07:23.676
4 -	38.392	25.166	1:03.558	68.41	0.701	13:08:27.234
5 -	38.080	25.077	1:03.157	68.85	0.300	13:09:30.391
6 -	37.740	25.117	1:02.857 (1)	69.18		13:10:33.248
7 -	37.912	25.175	1:03.087	68.93	0.230	13:11:36.335
8 -	38.100	25.166	1:03.266	68.73	0.409	13:12:39.601

BMCRC - MRO Championships 2024 - Rnd 1 @ Brands Hatch Indy

L&W BMCRC Rookie 600 & 1000

RACE 8 - BEST SECTORS

SECTOR 1			SECTOR 2			IDEAL / BEST COMPARISON						
POS	NO	NAME	TIME	NO	NAME	TIME	POS	NO	NAME	IDEAL	BEST	DIFF
									PERFECT LAP	51.794		
1	138	COOMBS	31.106	138	COOMBS	20.688	1	138	COOMBS	51.794	51.794	0.000
2	153	HICKMOTT	31.292	153	HICKMOTT	20.859	2	153	HICKMOTT	52.151	52.151	0.000
3	87	CHAMBERLAIN	31.956	12	MASON	20.903	3	87	CHAMBERLAIN	52.996	53.060	0.064
4	666	THOMPSON	32.062	87	CHAMBERLAIN	21.040	4	12	MASON	53.041	53.112	0.071
5	12	MASON	32.138	85	WOOD	21.061	5	666	THOMPSON	53.234	53.478	0.244
6	85	WOOD	32.232	666	THOMPSON	21.172	6	85	WOOD	53.293	53.293	0.000
7	14	YIANNI	32.743	14	YIANNI	21.432	7	14	YIANNI	54.175	54.253	0.078
8	627	MILLER	32.749	627	MILLER	21.448	8	627	MILLER	54.197	54.623	0.426
9	101	HINCH	32.882	10	RADLEY	21.684	9	10	RADLEY	54.591	55.193	0.602
10	10	RADLEY	32.907	28	HOWDLE	21.795	10	101	HINCH	54.692	54.692	0.000
11	888	ELLIOTT	32.991	101	HINCH	21.810	11	888	ELLIOTT	54.878	54.878	0.000
12	75	TUFNALL	33.105	75	TUFNALL	21.879	12	75	TUFNALL	54.984	55.136	0.152
13	60	NEAL	33.849	888	ELLIOTT	21.887	13	28	HOWDLE	55.793	56.062	0.269
14	122	EGGINTON	33.882	113	ROODT	21.958	14	113	ROODT	55.874	56.261	0.387
15	113	ROODT	33.916	155	SMITH	22.082	15	122	EGGINTON	56.097	56.304	0.207
16	28	HOWDLE	33.998	916	FREWIN	22.132	16	916	FREWIN	56.135	56.135	0.000
17	916	FREWIN	34.003	122	EGGINTON	22.215	17	60	NEAL	56.605	56.713	0.108
18	402	FARR	34.766	402	FARR	22.508	18	155	SMITH	56.980	57.169	0.189
19	155	SMITH	34.898	60	NEAL	22.756	19	402	FARR	57.274	57.496	0.222
20	257	LIMPKIN	36.896	257	LIMPKIN	23.546	20	257	LIMPKIN	1:00.442	1:01.125	0.683
21	52	LOCKE	37.740	52	LOCKE	24.540	21	52	LOCKE	1:02.280	1:02.857	0.577
22	29	MORGAN	38.250	29	MORGAN	24.625	22	29	MORGAN	1:02.875	1:03.209	0.334
23	34	MANSFORD	38.918	34	MANSFORD	25.750	23	34	MANSFORD	1:04.668	1:04.770	0.102
24							24	97	BUNTING		55.052	

BMCRC - MRO Championships 2024 - Rnd 1 @ Brands Hatch Indy

L&W BMCRC Rookie 600 & 1000

RACE 8 - STATISTICS

Competitors Started 24
Planned Start 2024-03-16 @ 12:55:00.000
Actual Start 2024-03-16 @ 13:03:46.113
Finish Time 2024-03-16 @ 13:11:55.979
Track Length 1.2079mi.
Total Laps 205
Total Distance Covered 247.6288mi.

Session Fastest Lap History

NO	CL	NAME	LAP TIME	TIME OF DAY	LAP	VEHICLE
87	1000	Dan CHAMBERLAIN	53.666	13:05:38.726	2	Suzuki GSXR 750
87	1000	Dan CHAMBERLAIN	53.060	13:06:31.787	3	Suzuki GSXR 750
138	600	Paul COOMBS	52.662	13:07:48.528	4	Triumph 675R DAYTONA
138	600	Paul COOMBS	51.895	13:08:40.421	5	Triumph 675R DAYTONA
138	600	Paul COOMBS	51.794	13:09:32.215	6	Triumph 675R DAYTONA

Session Leader History

NO	CL	NAME	FROM LAP	LAPS LED	DISTANCE	VEHICLE
87	1000	Dan CHAMBERLAIN	1	9	10.87 miles	Suzuki GSXR 750

Flag History

TYPE	TIME OF DAY
GREEN	13:03:46.113
FINISH	13:11:55.979

Flag Statistics

TYPE	COUNT	TOTAL LAPS	TOTAL TIME
Green	1	9	9:16.955
Red	0	0	0.000
Safety Car	0	0	0.000
FCY	0	0	0.000

BMCRC - MRO Championships 2024 - Rnd 1 @ Brands Hatch Indy

L&W BMCRC Rookie 600 & 1000

RACE 8 - STATISTICS

CLASS : 1000

10 Starters

Fastest Lap History

NO	NAME	LAP TIME	TIME OF DAY	LAP	VEHICLE
87	Dan CHAMBERLAIN	53.666	13:05:38.726	2	Suzuki GSXR 750
87	Dan CHAMBERLAIN	53.060	13:06:31.787	3	Suzuki GSXR 750

Leader History

NO	NAME	FROM LAP	LAPS LED	DISTANCE	VEHICLE
87	Dan CHAMBERLAIN	1	9	10.87 miles	Suzuki GSXR 750

BMCRC - MRO Championships 2024 - Rnd 1 @ Brands Hatch Indy

L&W BMCRC Rookie 600 & 1000

RACE 8 - STATISTICS

CLASS : 600

14 Starters

Fastest Lap History

NO	NAME	LAP TIME	TIME OF DAY	LAP	VEHICLE
153	Aaron HICKMOTT	54.089	13:06:02.227	2	Kawasaki ZX6R
138	Paul COOMBS	54.047	13:06:02.330	2	Triumph 675R DAYTONA
12	Matty MASON	54.002	13:06:03.144	2	Kawasaki ZX6R 636
153	Aaron HICKMOTT	53.492	13:06:55.720	3	Kawasaki ZX6R
138	Paul COOMBS	52.662	13:07:48.528	4	Triumph 675R DAYTONA
138	Paul COOMBS	51.895	13:08:40.421	5	Triumph 675R DAYTONA
138	Paul COOMBS	51.794	13:09:32.215	6	Triumph 675R DAYTONA

Leader History

NO	NAME	FROM LAP	LAPS LED	DISTANCE	VEHICLE
153	Aaron HICKMOTT	1	3	3.62 miles	Kawasaki ZX6R
138	Paul COOMBS	4	6	7.24 miles	Triumph 675R DAYTONA

BMCRC - MRO Championships 2024 - Rnd 1 @ Brands Hatch Indy

L&W BMCRC Rookie 600 & 1000

RACE 19 - GRID (9 Laps)



ROW 11	33		32		31	19 Dean FARNWORTH
ROW 10	30	16 Mark KAVANAGH	29	52 Melody LOCKE 1:02.857	28	402 Kaine FARR 57.496
ROW 9	27	155 Eliot SMITH 57.169	26	60 Dean NEAL 56.713	25	122 James EGGINTON 56.304
ROW 8	24	113 Andries Cornelis ROODT 56.261	23	916 Adam FREWIN 56.135	22	28 Paul HOWDLE 56.062
ROW 7	21	75 Alex TUFNALL 55.136	20	97 Jake BUNTING 55.052	19	888 Kirt ELLIOTT 54.878
ROW 6	18	12 Matty MASON 53.112	17	153 Aaron HICKMOTT 52.151	16	138 Paul COOMBS 51.794
ROW 5	15		14		13	
ROW 4	12		11		10	34 Tony MANSFORD 1:04.770
ROW 3	9	29 Luke MORGAN 1:03.209	8	257 Ken LIMPKIN 1:01.125	7	10 Jack RADLEY 55.193
ROW 2	6	101 David HINCH 54.692	5	627 Dean MILLER 54.623	4	14 Alex YIANNI 54.253
ROW 1	3	666 Nathan THOMPSON 53.478	2	85 Ben WOOD 53.293	1	87 Dan CHAMBERLAIN 53.060
Pole						

These results are provisional until the conclusion of any judicial and technical matters.

Brands Hatch Indy: 1.2079 miles

Clerk Of Course:	Stewards:	Timekeeper:	<i>Craig Smith</i>	
------------------	-----------	-------------	--------------------	--

Results can be found at www.tsl-timing.com

Printed - 13:16 Saturday, 16 March 2024



BMCRC - MRO Championships 2024 - Rnd 1 @ Brands Hatch Indy

L&W BMCRC Rookie 600 & 1000

RACE 19 - CLASSIFICATION

Race Distance: 7 Laps / 8.45 miles



POS	NO	CL	PIC	NAME	ENTRY	LAPS	TIME	GAP	DIFF	MPH	BEST	ON	GRD	↑↓
1	87	1000	1	Dan CHAMBERLAIN	Suzuki GSXR 750 -	7	6:22.449			79.59	52.813	4	1	0
2	14	1000	2	Alex YIANNI	BMW S1000 RR - Airpack 2000 Racing/Almig Compressors	7	6:27.518	5.069	5.069	78.55	54.278	3	4	2
3	85	1000	3	Ben WOOD	-	7	6:27.855	5.406	0.337	78.48	54.206	4	2	-1
4	666	1000	4	Nathan THOMPSON	BMW S1000RR -	7	6:31.971	9.522	4.116	77.65	54.386	4	3	-1
5	627	1000	5	Dean MILLER	Kawasaki ZX10R - Tiny Racing	7	6:33.252	10.803	1.281	77.40	54.437	4	5	0
6	138	600	1	Paul COOMBS	Triumph 675R DAYTONA -	7	6:38.031	15.582	4.779	76.47	52.320	6	11	5
7	10	1000	6	Jack RADLEY	BMW S1000RR -	7	6:44.014	21.565	5.983	75.34	55.502	2	7	0
8	153	600	2	Aaron HICKMOTT	Kawasaki ZX6R -	7	6:46.069	23.620	2.055	74.96	53.608	4	12	4
9	12	600	3	Matty MASON	Kawasaki ZX6R 636 -	7	6:51.021	28.572	4.952	74.05	54.553	4	13	4
10	101	1000	7	David HINCH	Suzuki GSXR - David Burnell Financial Services	7	6:55.916	33.467	4.895	73.18	57.307	7	6	-4
11	888	600	4	Kirt ELLIOTT	Yamaha R6 -	7	6:59.191	36.742	3.275	72.61	55.971	7	14	3
12	97	600	5	Jake BUNTING	Suzuki GSXR 600 -	7	6:59.226	36.777	0.035	72.61	55.374	3	15	3
13	75	600	6	Alex TUFNALL	Kawasaki 636 -	7	7:08.447	45.998	9.221	71.04	56.273	7	16	3
14	60	600	7	Dean NEAL	Kawasaki ZX6R 636 - Acute Civil Engineering Ltd	7	7:09.020	46.571	0.573	70.95	56.655	4	21	7
15	28	600	8	Paul HOWDLE	Yamaha R6 -	7	7:12.093	49.644	3.073	70.44	57.128	7	17	2
16	16*	600	9	Mark KAVANAGH	Triumph Daytona -	7	7:13.557	51.108	1.464	70.21	56.323	5	25	9
17	122	600	10	James EGGINTON	Kawasaki ZX6R - Advance Computer Services - www.ACS.c	7	7:15.920	53.471	2.363	69.82	56.693	7	20	3
18	916	600	11	Adam FREWIN	Yamaha R6 - Mundo Street food Ibiza	7	7:20.208	57.759	4.288	69.14	57.988	5	18	0
19	113	600	12	Andries Cornelis ROODT	Yamaha R6 - Carter Thorne Carpets and flooring 2018 ltd	7	7:20.926	58.477	0.718	69.03	57.026	5	19	0
20	155	600	13	Eliot SMITH	Honda CBR600RR - Pro-Moto Europe Ltd	6	6:22.132	1 Lap	1 Lap	68.27	57.814	5	22	2
21	257	1000	8	Ken LIMPKIN	Suzuki GSXR 1000 -	6	6:22.279	1 Lap	0.147	68.25	1:02.297	4	8	-13
22	402	600	14	Kaine FARR	Suzuki GSXR -	6	6:23.591	1 Lap	1.312	68.01	57.275	5	23	1
23	29	1000	9	Luke MORGAN	Suzuki GSXR 750 -	6	6:46.910	1 Lap	23.319	64.12	1:05.202	6	9	-14
24	52	600	15	Melody LOCKE	Triumph Daytona 675 -	6	6:48.184	1 Lap	1.274	63.92	1:02.282	3	24	0
25	34	1000	10	Tony MANSFORD	Aprilia RSV4 -	6	6:48.493	1 Lap	0.309	63.87	1:06.464	6	10	-15

FASTEST LAP

138	600	Paul COOMBS	Triumph 675R DAYTONA -	6	52.320	83.11 mph	133.76 kph
87	1000	Dan CHAMBERLAIN	Suzuki GSXR 750 -	4	52.813	82.33 mph	132.51 kph

Comments:

* No. 16 - Please fit a working transponder
 Class 1000 - 92.5% of Race Speed = 73.62 mph
 Class 600 - 92.5% of Race Speed = 70.73 mph

Weather / Track : Cloudy / Dry

These results are provisional until the conclusion of any judicial and technical matters.

Date: 16/03/2024 Start: 17:22 Finish: 17:28

Brands Hatch Indy: 1.2079 miles

Clerk Of Course:	Stewards:	Timekeeper:	<i>Craig Smith</i>	
------------------	-----------	-------------	--------------------	--

Results can be found at www.tsl-timing.com

Printed - 17:30 Saturday, 16 March 2024



BMCRC - MRO Championships 2024 - Rnd 1 @ Brands Hatch Indy

L&W BMCRC Rookie 600 & 1000

RACE 19 - LAP CHART

LAP 1 @ 17:23:11.182

NO	BEHIND	LAP TIME
87		58.626
85	1.045	59.671
14	1.136	59.762
666	3.106	1:01.732
10	3.167	1:01.793
627	3.328	1:01.954
101	5.472	1:04.098
257	8.494	1:07.120
34	14.825	1:13.451
29	16.187	1:14.813
138	20.841	1:19.467
153	21.674	1:20.300
888	22.998	1:21.624
12	23.058	1:21.684
75	25.023	1:23.649
97	25.313	1:23.939
28	25.834	1:24.460
16	27.454	1:26.080
916	27.601	1:26.227
122	27.942	1:26.568
113	28.281	1:26.907
60	28.507	1:27.133
52	30.525	1:29.151
155	30.560	1:29.186
402	31.108	1:29.734

LAP 2 @ 17:24:05.364

NO	BEHIND	LAP TIME
87		54.182
14	1.363	54.409
85	2.237	55.374
10	4.487	55.502
627	4.858	55.712
666	5.207	56.283
101	9.279	57.989
257	17.830	1:03.518
138	20.826	54.167
153	21.948	54.456
12	23.656	54.780
888	24.928	56.112
34	27.539	1:06.896
97	27.867	56.736
29	28.561	1:06.556
75	28.833	57.992
28	29.606	57.954
60	31.448	57.123
916	32.536	59.117
16	32.676	59.404
122	33.198	59.438
113	33.229	59.130
155	34.732	58.354
402	36.317	59.391
52	39.230	1:02.887

LAP 3 @ 17:24:58.724

NO	BEHIND	LAP TIME
87		53.360
14	2.281	54.278
85	3.193	54.316
627	5.991	54.493
666	6.548	54.701
10	8.042	56.915

101	15.241	59.322
138	20.587	53.121
153	22.640	54.052
12	25.033	54.737
257	26.795	1:02.325
888	28.008	56.440
97	29.881	55.374
75	33.811	58.338
28	35.003	58.757
60	35.390	57.302
916	39.345	1:00.169
16	39.842	1:00.526
122	40.054	1:00.216
113	40.295	1:00.426
155	41.197	59.825
34	41.344	1:07.165
29	42.158	1:06.957
402	42.428	59.471
52	48.152	1:02.282

LAP 4 @ 17:25:51.537

NO	BEHIND	LAP TIME
87		52.813
14	3.771	54.303
85	4.586	54.206
627	7.615	54.437
666	8.121	54.386
10	11.713	56.484
138	20.924	53.150
101	22.159	59.731
153	23.435	53.608
12	26.773	54.553
888	31.603	56.408
97	32.479	55.411
257	36.279	1:02.297
75	38.852	57.854
60	39.232	56.655
28	40.238	58.048
16	45.121	58.092
916	45.506	58.974
122	45.536	58.295
113	46.101	58.619
155	46.827	58.443
402	49.960	1:00.345

LAP 5 @ 17:26:46.457

NO	BEHIND	LAP TIME
87		54.920
29	1 Lap	1:06.815
34	1 Lap	1:07.792
14	3.297	54.446
52	1 Lap	1:03.044
85	3.907	54.241
627	7.673	54.978
666	8.130	54.929
10	13.855	57.062
138	19.003	52.999
153	23.036	54.521
101	26.104	58.865
12	26.560	54.707
888	33.191	56.508
97	33.374	55.815
60	41.299	56.987
75	41.675	57.743
28	43.927	58.609

LAP 6 @ 17:27:40.319

NO	BEHIND	LAP TIME
87		53.862
14	4.405	54.970
85	4.684	54.639
666	9.523	55.255
627	11.038	57.227
29	1 Lap	1:06.567
34	1 Lap	1:06.725
52	1 Lap	1:04.700
10	16.891	56.898
138	17.461	52.320
153	22.884	53.710
12	27.843	55.145
101	30.846	58.604
888	35.457	56.128
97	35.626	56.114
60	44.268	56.831
75	44.411	56.598
28	47.202	57.137
16	49.207	56.545
122	51.464	56.873
113	52.339	57.994
916	53.102	58.390
155	54.369	58.510
257	54.516	1:03.716

LAP 7 @ 17:28:35.005

NO	BEHIND	LAP TIME
87		54.686
402	1 Lap	57.375
14	5.069	55.350
85	5.406	55.408
666	9.522	54.685
627	10.803	54.451
138	15.582	52.807
10	21.565	59.360
153	23.620	55.422
29	1 Lap	1:05.202
52	1 Lap	1:06.120
34	1 Lap	1:06.464
12	28.572	55.415
101	33.467	57.307
888	36.742	55.971
97	36.777	55.837
75	45.998	56.273
60	46.571	56.989
28	49.644	57.128
16	51.108	56.587
122	53.471	56.693
916	57.759	59.343
113	58.477	1:00.824

BMCRC - MRO Championships 2024 - Rnd 1 @ Brands Hatch Indy

L&W BMCRC Rookie 600 & 1000

RACE 19 - POSITION CHART

No	Name	Lap Pos	Lap						
			1	2	3	4	5	6	7
87	CHAMBERLAIN	1	87	87	87	87	87	87	87
85	WOOD	2	85	14	14	14	14	14	14
666	THOMPSON	3	14	85	85	85	85	85	85
14	YIANNI	4	666	10	627	627	627	666	666
627	MILLER	5	10	627	666	666	666	627	627
101	HINCH	6	627	666	10	10	10	10	138
10	RADLEY	7	101	101	101	138	138	138	10
257	LIMPKIN	8	257	257	138	101	153	153	153
29	MORGAN	9	34	138	153	153	101	12	12
34	MANSFORD	10	29	153	12	12	12	101	101
138	COOMBS	11	138	12	257	888	888	888	888
153	HICKMOTT	12	153	888	888	97	97	97	97
12	MASON	13	888	34	97	257	60	60	75
888	ELLIOTT	14	12	97	75	75	75	75	60
97	BUNTING	15	75	29	28	60	28	28	28
75	TUFNALL	16	97	75	60	28	257	16	16
28	HOWDLE	17	28	28	916	16	16	122	122
916	FREWIN	18	16	60	16	916	113	113	916
113	ROODT	19	916	916	122	122	122	916	113
122	EGGINTON	20	122	16	113	113	916	155	
60	NEAL	21	113	122	155	155	155	257	
155	SMITH	22	60	113	34	402	402	402	
402	FARR	23	52	155	29	29	29	29	
52	LOCKE	24	155	402	402	34	34	52	
16	KAVANAGH	25	402	52	52	52	52	34	

BMCRC - MRO Championships 2024 - Rnd 1 @ Brands Hatch Indy

L&W BMCRC Rookie 600 & 1000

RACE 19 - SECTOR ANALYSIS



SECTOR 1 = FL to I1, SECTOR 2 = I1 to FL, DIFF = Difference To Personal Best Lap, P = Crossed Finish Line in Pit Lane, D = Time Disallowed

P1		87 1000 Dan CHAMBERLAIN		Suzuki GSXR 750 -		
IDEAL LAP TIME : 52.813		BEST LAP TIME : 52.813		DIFFERENCE : 0.000		
LAP	SECTOR 1	SECTOR 2	LAP TIME	MPH	DIFF	TIME OF DAY
1 -		21.537	58.626	74.17	5.813	17:23:11.182
2 -	32.792	21.390	54.182	80.25	1.369	17:24:05.364
3 -	32.013	21.347	53.360 (2)	81.49	0.547	17:24:58.724
4 -	31.629	21.184	52.813 (1)	82.33		17:25:51.537
5 -	33.323	21.597	54.920	79.18	2.107	17:26:46.457
6 -	32.501	21.361	53.862 (3)	80.73	1.049	17:27:40.319
7 -	33.171	21.515	54.686	79.51	1.873	17:28:35.005

P2		14 1000 Alex YIANNI		BMW S1000 RR - Airpack 2000 Racing/Almig Compressors		
IDEAL LAP TIME : 53.998		BEST LAP TIME : 54.278		DIFFERENCE : 0.280		
LAP	SECTOR 1	SECTOR 2	LAP TIME	MPH	DIFF	TIME OF DAY
1 -		21.302	59.762	72.76	5.484	17:23:12.318
2 -	32.913	21.496	54.409 (3)	79.92	0.131	17:24:06.727
3 -	32.696	21.582	54.278 (1)	80.11		17:25:01.005
4 -	32.867	21.436	54.303 (2)	80.08	0.025	17:25:55.308
5 -	32.883	21.563	54.446	79.87	0.168	17:26:49.754
6 -	33.323	21.647	54.970	79.10	0.692	17:27:44.724
7 -	33.955	21.395	55.350	78.56	1.072	17:28:40.074

P3		85 1000 Ben WOOD		-		
IDEAL LAP TIME : 54.146		BEST LAP TIME : 54.206		DIFFERENCE : 0.060		
LAP	SECTOR 1	SECTOR 2	LAP TIME	MPH	DIFF	TIME OF DAY
1 -		21.876	59.671	72.87	5.465	17:23:12.227
2 -	33.770	21.604	55.374	78.53	1.168	17:24:07.601
3 -	32.785	21.531	54.316 (3)	80.06	0.110	17:25:01.917
4 -	32.763	21.443	54.206 (1)	80.22		17:25:56.123
5 -	32.858	21.383	54.241 (2)	80.17	0.035	17:26:50.364
6 -	32.925	21.714	54.639	79.58	0.433	17:27:45.003
7 -	33.725	21.683	55.408	78.48	1.202	17:28:40.411

P4		666 1000 Nathan THOMPSON		BMW S1000RR -		
IDEAL LAP TIME : 54.386		BEST LAP TIME : 54.386		DIFFERENCE : 0.000		
LAP	SECTOR 1	SECTOR 2	LAP TIME	MPH	DIFF	TIME OF DAY
1 -		22.416	1:01.732	70.44	7.346	17:23:14.288
2 -	34.398	21.885	56.283	77.26	1.897	17:24:10.571
3 -	32.958	21.743	54.701 (3)	79.49	0.315	17:25:05.272
4 -	32.811	21.575	54.386 (1)	79.95		17:25:59.658
5 -	32.851	22.078	54.929	79.16	0.543	17:26:54.587
6 -	33.191	22.064	55.255	78.70	0.869	17:27:49.842
7 -	33.030	21.655	54.685 (2)	79.52	0.299	17:28:44.527

P5		627 1000 Dean MILLER		Kawasaki ZX10R - Tiny Racing		
IDEAL LAP TIME : 54.042		BEST LAP TIME : 54.437		DIFFERENCE : 0.395		
LAP	SECTOR 1	SECTOR 2	LAP TIME	MPH	DIFF	TIME OF DAY
1 -		21.803	1:01.954	70.19	7.517	17:23:14.510
2 -	33.859	21.853	55.712	78.05	1.275	17:24:10.222
3 -	33.035	21.458	54.493 (3)	79.80	0.056	17:25:04.715
4 -	32.721	21.716	54.437 (1)	79.88		17:25:59.152
5 -	33.209	21.769	54.978	79.09	0.541	17:26:54.130
6 -	34.308	22.919	57.227	75.98	2.790	17:27:51.357
7 -	33.130	21.321	54.451 (2)	79.86	0.014	17:28:45.808

BMCRC - MRO Championships 2024 - Rnd 1 @ Brands Hatch Indy

L&W BMCRC Rookie 600 & 1000

RACE 19 - SECTOR ANALYSIS



SECTOR 1 = FL to I1, SECTOR 2 = I1 to FL, DIFF = Difference To Personal Best Lap, P = Crossed Finish Line in Pit Lane, D = Time Disallowed

P6 138 600 Paul COOMBS		Triumph 675R DAYTONA -				
IDEAL LAP TIME : 52.320		BEST LAP TIME : 52.320		DIFFERENCE : 0.000		
LAP	SECTOR 1	SECTOR 2	LAP TIME	MPH	DIFF	TIME OF DAY
1 -		21.116	1:19.467	54.72	27.147	17:23:32.023
2 -	33.135	21.032	54.167	80.28	1.847	17:24:26.190
3 -	32.133	20.988	53.121	81.86	0.801	17:25:19.311
4 -	31.732	21.418	53.150	81.81	0.830	17:26:12.461
5 -	32.013	20.986	52.999 (3)	82.05	0.679	17:27:05.460
6 -	31.664	20.656	52.320 (1)	83.11		17:27:57.780
7 -	32.098	20.709	52.807 (2)	82.34	0.487	17:28:50.587

P7 10 1000 Jack RADLEY		BMW S1000RR -				
IDEAL LAP TIME : 55.502		BEST LAP TIME : 55.502		DIFFERENCE : 0.000		
LAP	SECTOR 1	SECTOR 2	LAP TIME	MPH	DIFF	TIME OF DAY
1 -		22.223	1:01.793	70.37	6.291	17:23:14.349
2 -	33.458	22.044	55.502 (1)	78.35		17:24:09.851
3 -	34.342	22.573	56.915	76.40	1.413	17:25:06.766
4 -	33.971	22.513	56.484 (2)	76.98	0.982	17:26:03.250
5 -	34.272	22.790	57.062	76.20	1.560	17:27:00.312
6 -	34.340	22.558	56.898 (3)	76.42	1.396	17:27:57.210
7 -	36.250	23.110	59.360	73.25	3.858	17:28:56.570

P8 153 600 Aaron HICKMOTT		Kawasaki ZX6R -				
IDEAL LAP TIME : 53.438		BEST LAP TIME : 53.608		DIFFERENCE : 0.170		
LAP	SECTOR 1	SECTOR 2	LAP TIME	MPH	DIFF	TIME OF DAY
1 -		21.249	1:20.300	54.15	26.692	17:23:32.856
2 -	32.811	21.645	54.456	79.85	0.848	17:24:27.312
3 -	32.595	21.457	54.052 (3)	80.45	0.444	17:25:21.364
4 -	32.189	21.419	53.608 (1)	81.11		17:26:14.972
5 -	33.052	21.469	54.521	79.76	0.913	17:27:09.493
6 -	32.277	21.433	53.710 (2)	80.96	0.102	17:28:03.203
7 -	32.562	22.860	55.422	78.46	1.814	17:28:58.625

P9 12 600 Matty MASON		Kawasaki ZX6R 636 -				
IDEAL LAP TIME : 54.263		BEST LAP TIME : 54.553		DIFFERENCE : 0.290		
LAP	SECTOR 1	SECTOR 2	LAP TIME	MPH	DIFF	TIME OF DAY
1 -		21.852	1:21.684	53.23	27.131	17:23:34.240
2 -	33.124	21.656	54.780	79.38	0.227	17:24:29.020
3 -	32.866	21.871	54.737 (3)	79.44	0.184	17:25:23.757
4 -	32.683	21.870	54.553 (1)	79.71		17:26:18.310
5 -	33.127	21.580	54.707 (2)	79.48	0.154	17:27:13.017
6 -	33.450	21.695	55.145	78.85	0.592	17:28:08.162
7 -	33.336	22.079	55.415	78.47	0.862	17:29:03.577

P10 101 1000 David HINCH		Suzuki GSXR - David Burnell Financial Services				
IDEAL LAP TIME : 57.307		BEST LAP TIME : 57.307		DIFFERENCE : 0.000		
LAP	SECTOR 1	SECTOR 2	LAP TIME	MPH	DIFF	TIME OF DAY
1 -		22.643	1:04.098	67.84	6.791	17:23:16.654
2 -	34.844	23.145	57.989 (2)	74.99	0.682	17:24:14.643
3 -	35.432	23.890	59.322	73.30	2.015	17:25:13.965
4 -	36.475	23.256	59.731	72.80	2.424	17:26:13.696
5 -	35.311	23.554	58.865	73.87	1.558	17:27:12.561
6 -	35.789	22.815	58.604 (3)	74.20	1.297	17:28:11.165
7 -	34.790	22.517	57.307 (1)	75.88		17:29:08.472

BMCRC - MRO Championships 2024 - Rnd 1 @ Brands Hatch Indy

L&W BMCRC Rookie 600 & 1000

RACE 19 - SECTOR ANALYSIS



SECTOR 1 = FL to I1, SECTOR 2 = I1 to FL, DIFF = Difference To Personal Best Lap, P = Crossed Finish Line in Pit Lane, D = Time Disallowed

P11 888 600 Kirt ELLIOTT		Yamaha R6 -				
IDEAL LAP TIME : 55.843		BEST LAP TIME : 55.971		DIFFERENCE : 0.128		
LAP	SECTOR 1	SECTOR 2	LAP TIME	MPH	DIFF	TIME OF DAY
1 -		22.163	1:21.624	53.27	25.653	17:23:34.180
2 -	33.706	22.406	56.112 (2)	77.49	0.141	17:24:30.292
3 -	33.844	22.596	56.440	77.04	0.469	17:25:26.732
4 -	33.894	22.514	56.408	77.09	0.437	17:26:23.140
5 -	34.051	22.457	56.508	76.95	0.537	17:27:19.648
6 -	33.728	22.400	56.128 (3)	77.47	0.157	17:28:15.776
7 -	33.680	22.291	55.971 (1)	77.69		17:29:11.747

P12 97 600 Jake BUNTING		Suzuki GSXR 600 -				
IDEAL LAP TIME : 55.191		BEST LAP TIME : 55.374		DIFFERENCE : 0.183		
LAP	SECTOR 1	SECTOR 2	LAP TIME	MPH	DIFF	TIME OF DAY
1 -		22.821	1:23.939	51.80	28.565	17:23:36.495
2 -	34.460	22.276	56.736	76.64	1.362	17:24:33.231
3 -	33.468	21.906	55.374 (1)	78.53		17:25:28.605
4 -	33.658	21.753	55.411 (2)	78.47	0.037	17:26:24.016
5 -	33.438	22.377	55.815 (3)	77.91	0.441	17:27:19.831
6 -	33.605	22.509	56.114	77.49	0.740	17:28:15.945
7 -	33.718	22.119	55.837	77.88	0.463	17:29:11.782

P13 75 600 Alex TUFNALL		Kawasaki 636 -				
IDEAL LAP TIME : 56.220		BEST LAP TIME : 56.273		DIFFERENCE : 0.053		
LAP	SECTOR 1	SECTOR 2	LAP TIME	MPH	DIFF	TIME OF DAY
1 -		22.831	1:23.649	51.98	27.376	17:23:36.205
2 -	35.260	22.732	57.992	74.98	1.719	17:24:34.197
3 -	35.258	23.080	58.338	74.54	2.065	17:25:32.535
4 -	34.761	23.093	57.854	75.16	1.581	17:26:30.389
5 -	35.451	22.292	57.743 (3)	75.30	1.470	17:27:28.132
6 -	34.384	22.214	56.598 (2)	76.83	0.325	17:28:24.730
7 -	34.006	22.267	56.273 (1)	77.27		17:29:21.003

P14 60 600 Dean NEAL		Kawasaki ZX6R 636 - Acute Civil Engineering Ltd				
IDEAL LAP TIME : 56.320		BEST LAP TIME : 56.655		DIFFERENCE : 0.335		
LAP	SECTOR 1	SECTOR 2	LAP TIME	MPH	DIFF	TIME OF DAY
1 -		22.542	1:27.133	49.90	30.478	17:23:39.689
2 -	34.339	22.784	57.123	76.12	0.468	17:24:36.812
3 -	35.004	22.298	57.302	75.88	0.647	17:25:34.114
4 -	34.022	22.633	56.655 (1)	76.75		17:26:30.769
5 -	34.424	22.563	56.987 (3)	76.30	0.332	17:27:27.756
6 -	34.322	22.509	56.831 (2)	76.51	0.176	17:28:24.587
7 -	34.254	22.735	56.989	76.30	0.334	17:29:21.576

P15 28 600 Paul HOWDLE		Yamaha R6 -				
IDEAL LAP TIME : 57.065		BEST LAP TIME : 57.128		DIFFERENCE : 0.063		
LAP	SECTOR 1	SECTOR 2	LAP TIME	MPH	DIFF	TIME OF DAY
1 -		22.771	1:24.460	51.48	27.332	17:23:37.016
2 -	35.327	22.627	57.954 (3)	75.03	0.826	17:24:34.970
3 -	35.817	22.940	58.757	74.00	1.629	17:25:33.727
4 -	35.142	22.906	58.048	74.91	0.920	17:26:31.775
5 -	34.774	23.835	58.609	74.19	1.481	17:27:30.384
6 -	34.611	22.526	57.137 (2)	76.10	0.009	17:28:27.521
7 -	34.539	22.589	57.128 (1)	76.12		17:29:24.649

BMCRC - MRO Championships 2024 - Rnd 1 @ Brands Hatch Indy

L&W BMCRC Rookie 600 & 1000

RACE 19 - SECTOR ANALYSIS



SECTOR 1 = FL to I1, SECTOR 2 = I1 to FL, DIFF = Difference To Personal Best Lap, P = Crossed Finish Line in Pit Lane, D = Time Disallowed

P16 16 600		Mark KAVANAGH		Triumph Daytona -		
IDEAL LAP TIME :		BEST LAP TIME : 56.323		DIFFERENCE :		
LAP	SECTOR 1	SECTOR 2	LAP TIME	MPH	DIFF	TIME OF DAY
1 -			1:26.080	50.51	29.757	17:23:38.636
2 -			59.404	73.20	3.081	17:24:38.040
3 -			1:00.526	71.84	4.203	17:25:38.566
4 -			58.092	74.85	1.769	17:26:36.658
5 -			56.323 (1)	77.20		17:27:32.981
6 -			56.545 (2)	76.90	0.222	17:28:29.526
7 -			56.587 (3)	76.84	0.264	17:29:26.113

P17 122 600		James EGGINTON		Kawasaki ZX6R - Advance Computer Services - www.ACS.co.uk		
IDEAL LAP TIME : 56.693		BEST LAP TIME : 56.693		DIFFERENCE : 0.000		
LAP	SECTOR 1	SECTOR 2	LAP TIME	MPH	DIFF	TIME OF DAY
1 -		22.832	1:26.568	50.23	29.875	17:23:39.124
2 -	36.128	23.310	59.438	73.16	2.745	17:24:38.562
3 -	36.031	24.185	1:00.216	72.21	3.523	17:25:38.778
4 -	35.645	22.650	58.295	74.59	1.602	17:26:37.073
5 -	34.666	23.171	57.837 (3)	75.18	1.144	17:27:34.910
6 -	34.382	22.491	56.873 (2)	76.46	0.180	17:28:31.783
7 -	34.239	22.454	56.693 (1)	76.70		17:29:28.476

P18 916 600		Adam FREWIN		Yamaha R6 - Mundo Street food Ibiza		
IDEAL LAP TIME : 57.928		BEST LAP TIME : 57.988		DIFFERENCE : 0.060		
LAP	SECTOR 1	SECTOR 2	LAP TIME	MPH	DIFF	TIME OF DAY
1 -		23.311	1:26.227	50.43	28.239	17:23:38.783
2 -	35.252	23.865	59.117	73.55	1.129	17:24:37.900
3 -	35.643	24.526	1:00.169	72.27	2.181	17:25:38.069
4 -	35.451	23.523	58.974 (3)	73.73	0.986	17:26:37.043
5 -	34.641	23.347	57.988 (1)	74.99		17:27:35.031
6 -	35.103	23.287	58.390 (2)	74.47	0.402	17:28:33.421
7 -	35.688	23.655	59.343	73.27	1.355	17:29:32.764

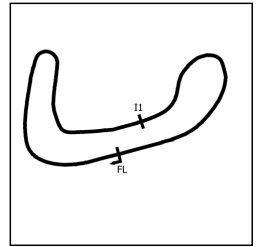
P19 113 600		Andries Cornelis ROODT		Yamaha R6 - Carter Thorne Carpets and flooring 2018 ltd		
IDEAL LAP TIME : 57.026		BEST LAP TIME : 57.026		DIFFERENCE : 0.000		
LAP	SECTOR 1	SECTOR 2	LAP TIME	MPH	DIFF	TIME OF DAY
1 -		23.041	1:26.907	50.03	29.881	17:23:39.463
2 -	36.151	22.979	59.130	73.54	2.104	17:24:38.593
3 -	36.180	24.246	1:00.426	71.96	3.400	17:25:39.019
4 -	35.639	22.980	58.619 (3)	74.18	1.593	17:26:37.638
5 -	34.387	22.639	57.026 (1)	76.25		17:27:34.664
6 -	35.146	22.848	57.994 (2)	74.98	0.968	17:28:32.658
7 -	37.274	23.550	1:00.824	71.49	3.798	17:29:33.482

P20 155 600		Eliot SMITH		Honda CBR600RR - Pro-Moto Europe Ltd		
IDEAL LAP TIME : 57.814		BEST LAP TIME : 57.814		DIFFERENCE : 0.000		
LAP	SECTOR 1	SECTOR 2	LAP TIME	MPH	DIFF	TIME OF DAY
1 -		23.985	1:29.186	48.75	31.372	17:23:41.742
2 -	35.507	22.847	58.354 (2)	74.52	0.540	17:24:40.096
3 -	35.189	24.636	59.825	72.68	2.011	17:25:39.921
4 -	35.252	23.191	58.443 (3)	74.40	0.629	17:26:38.364
5 -	35.176	22.638	57.814 (1)	75.21		17:27:36.178
6 -	35.296	23.214	58.510	74.32	0.696	17:28:34.688

BMCRC - MRO Championships 2024 - Rnd 1 @ Brands Hatch Indy

L&W BMCRC Rookie 600 & 1000

RACE 19 - SECTOR ANALYSIS



SECTOR 1 = FL to I1, SECTOR 2 = I1 to FL, DIFF = Difference To Personal Best Lap, P = Crossed Finish Line in Pit Lane, D = Time Disallowed

P21 257 1000 Ken LIMPKIN			Suzuki GSXR 1000 -			
IDEAL LAP TIME : 1:02.297		BEST LAP TIME : 1:02.297		DIFFERENCE : 0.000		
LAP	SECTOR 1	SECTOR 2	LAP TIME	MPH	DIFF	TIME OF DAY
1 -		24.291	1:07.120	64.78	4.823	17:23:19.676
2 -	38.247	25.271	1:03.518	68.46	1.221	17:24:23.194
3 -	38.167	24.158	1:02.325 (2)	69.77	0.028	17:25:25.519
4 -	38.150	24.147	1:02.297 (1)	69.80		17:26:27.816
5 -	38.644	24.659	1:03.303 (3)	68.69	1.006	17:27:31.119
6 -	39.007	24.709	1:03.716	68.24	1.419	17:28:34.835

P22 402 600 Kaine FARR			Suzuki GSXR -			
IDEAL LAP TIME : 57.274		BEST LAP TIME : 57.275		DIFFERENCE : 0.001		
LAP	SECTOR 1	SECTOR 2	LAP TIME	MPH	DIFF	TIME OF DAY
1 -		24.390	1:29.734	48.46	32.459	17:23:42.290
2 -	36.349	23.042	59.391 (3)	73.21	2.116	17:24:41.681
3 -	35.890	23.581	59.471	73.12	2.196	17:25:41.152
4 -	37.365	22.980	1:00.345	72.06	3.070	17:26:41.497
5 -	34.531	22.744	57.275 (1)	75.92		17:27:38.772
6 -	34.632	22.743	57.375 (2)	75.79	0.100	17:28:36.147

P23 29 1000 Luke MORGAN			Suzuki GSXR 750 -			
IDEAL LAP TIME : 1:05.057		BEST LAP TIME : 1:05.202		DIFFERENCE : 0.145		
LAP	SECTOR 1	SECTOR 2	LAP TIME	MPH	DIFF	TIME OF DAY
1 -		26.608	1:14.813	58.12	9.611	17:23:27.369
2 -	40.823	25.733	1:06.556 (2)	65.33	1.354	17:24:33.925
3 -	39.950	27.007	1:06.957	64.94	1.755	17:25:40.882
4 -	40.590	26.225	1:06.815	65.08	1.613	17:26:47.697
5 -	40.839	25.728	1:06.567 (3)	65.32	1.365	17:27:54.264
6 -	40.095	25.107	1:05.202 (1)	66.69		17:28:59.466

P24 52 600 Melody LOCKE			Triumph Daytona 675 -			
IDEAL LAP TIME : 1:02.230		BEST LAP TIME : 1:02.282		DIFFERENCE : 0.052		
LAP	SECTOR 1	SECTOR 2	LAP TIME	MPH	DIFF	TIME OF DAY
1 -		24.422	1:29.151	48.77	26.869	17:23:41.707
2 -	38.291	24.596	1:02.887 (2)	69.14	0.605	17:24:44.594
3 -	37.808	24.474	1:02.282 (1)	69.82		17:25:46.876
4 -	38.276	24.768	1:03.044 (3)	68.97	0.762	17:26:49.920
5 -	39.442	25.258	1:04.700	67.21	2.418	17:27:54.620
6 -	40.610	25.510	1:06.120	65.76	3.838	17:29:00.740

P25 34 1000 Tony MANSFORD			Aprilia RSV4 -			
IDEAL LAP TIME : 1:06.366		BEST LAP TIME : 1:06.464		DIFFERENCE : 0.098		
LAP	SECTOR 1	SECTOR 2	LAP TIME	MPH	DIFF	TIME OF DAY
1 -		26.562	1:13.451	59.20	6.987	17:23:26.007
2 -	40.494	26.402	1:06.896 (3)	65.00	0.432	17:24:32.903
3 -	40.222	26.943	1:07.165	64.74	0.701	17:25:40.068
4 -	40.604	27.188	1:07.792	64.14	1.328	17:26:47.860
5 -	40.074	26.651	1:06.725 (2)	65.17	0.261	17:27:54.585
6 -	40.172	26.292	1:06.464 (1)	65.42		17:29:01.049

BMCRC - MRO Championships 2024 - Rnd 1 @ Brands Hatch Indy

L&W BMCRC Rookie 600 & 1000

RACE 19 - BEST SECTORS

SECTOR 1			SECTOR 2			IDEAL / BEST COMPARISON						
POS	NO	NAME	TIME	NO	NAME	TIME	POS	NO	NAME	IDEAL	BEST	DIFF
									PERFECT LAP	52.285		
1	87	CHAMBERLAIN	31.629	138	COOMBS	20.656	1	138	COOMBS	52.320	52.320	0.000
2	138	COOMBS	31.664	87	CHAMBERLAIN	21.184	2	87	CHAMBERLAIN	52.813	52.813	0.000
3	153	HICKMOTT	32.189	153	HICKMOTT	21.249	3	153	HICKMOTT	53.438	53.608	0.170
4	12	MASON	32.683	14	YIANNI	21.302	4	14	YIANNI	53.998	54.278	0.280
5	14	YIANNI	32.696	627	MILLER	21.321	5	627	MILLER	54.042	54.437	0.395
6	627	MILLER	32.721	85	WOOD	21.383	6	85	WOOD	54.146	54.206	0.060
7	85	WOOD	32.763	666	THOMPSON	21.575	7	12	MASON	54.263	54.553	0.290
8	666	THOMPSON	32.811	12	MASON	21.580	8	666	THOMPSON	54.386	54.386	0.000
9	97	BUNTING	33.438	97	BUNTING	21.753	9	97	BUNTING	55.191	55.374	0.183
10	10	RADLEY	33.458	10	RADLEY	22.044	10	10	RADLEY	55.502	55.502	0.000
11	888	ELLIOTT	33.680	888	ELLIOTT	22.163	11	888	ELLIOTT	55.843	55.971	0.128
12	75	TUFNALL	34.006	75	TUFNALL	22.214	12	75	TUFNALL	56.220	56.273	0.053
13	60	NEAL	34.022	60	NEAL	22.298	13	60	NEAL	56.320	56.655	0.335
14	122	EGGINTON	34.239	122	EGGINTON	22.454	14	122	EGGINTON	56.693	56.693	0.000
15	113	ROODT	34.387	101	HINCH	22.517	15	113	ROODT	57.026	57.026	0.000
16	402	FARR	34.531	28	HOWDLE	22.526	16	28	HOWDLE	57.065	57.128	0.063
17	28	HOWDLE	34.539	155	SMITH	22.638	17	402	FARR	57.274	57.275	0.001
18	916	FREWIN	34.641	113	ROODT	22.639	18	101	HINCH	57.307	57.307	0.000
19	101	HINCH	34.790	402	FARR	22.743	19	155	SMITH	57.814	57.814	0.000
20	155	SMITH	35.176	916	FREWIN	23.287	20	916	FREWIN	57.928	57.988	0.060
21	52	LOCKE	37.808	257	LIMPKIN	24.147	21	52	LOCKE	1:02.230	1:02.282	0.052
22	257	LIMPKIN	38.150	52	LOCKE	24.422	22	257	LIMPKIN	1:02.297	1:02.297	0.000
23	29	MORGAN	39.950	29	MORGAN	25.107	23	29	MORGAN	1:05.057	1:05.202	0.145
24	34	MANSFORD	40.074	34	MANSFORD	26.292	24	34	MANSFORD	1:06.366	1:06.464	0.098
25							25	16	KAVANAGH		56.323	

BMCRC - MRO Championships 2024 - Rnd 1 @ Brands Hatch Indy

L&W BMCRC Rookie 600 & 1000

RACE 19 - STATISTICS

Competitors Started	25
Planned Start	2024-03-16 @ 16:30:00.000
Actual Start	2024-03-16 @ 17:22:12.555
Finish Time	2024-03-16 @ 17:28:34.687
Track Length	1.2079mi.
Total Laps	169
Total Distance Covered	204.1428mi.

Session Fastest Lap History

NO	CL	NAME	LAP TIME	TIME OF DAY	LAP	VEHICLE
87	1000	Dan CHAMBERLAIN	54.182	17:24:05.372	2	Suzuki GSXR 750
138	600	Paul COOMBS	54.167	17:24:26.202	2	Triumph 675R DAYTONA
87	1000	Dan CHAMBERLAIN	53.360	17:24:58.733	3	Suzuki GSXR 750
138	600	Paul COOMBS	53.121	17:25:19.322	3	Triumph 675R DAYTONA
87	1000	Dan CHAMBERLAIN	52.813	17:25:51.546	4	Suzuki GSXR 750
138	600	Paul COOMBS	52.320	17:27:57.791	6	Triumph 675R DAYTONA

Session Leader History

NO	CL	NAME	FROM LAP	LAPS LED	DISTANCE	VEHICLE
87	1000	Dan CHAMBERLAIN	1	7	8.45 miles	Suzuki GSXR 750

Flag History

TYPE	TIME OF DAY
GREEN	17:22:12.555
FINISH	17:28:34.687

Flag Statistics

TYPE	COUNT	TOTAL LAPS	TOTAL TIME
Green	1	7	7:40.041
Red	0	0	0.000
Safety Car	0	0	0.000
FCY	0	0	0.000

BMCRC - MRO Championships 2024 - Rnd 1 @ Brands Hatch Indy

L&W BMCRC Rookie 600 & 1000

RACE 19 - STATISTICS

CLASS : 1000

10 Starters

Fastest Lap History

NO	NAME	LAP TIME	TIME OF DAY	LAP	VEHICLE
87	Dan CHAMBERLAIN	54.182	17:24:05.372	2	Suzuki GSXR 750
87	Dan CHAMBERLAIN	53.360	17:24:58.733	3	Suzuki GSXR 750
87	Dan CHAMBERLAIN	52.813	17:25:51.546	4	Suzuki GSXR 750

Leader History

NO	NAME	FROM LAP	LAPS LED	DISTANCE	VEHICLE
87	Dan CHAMBERLAIN	1	7	8.45 miles	Suzuki GSXR 750

BMCRC - MRO Championships 2024 - Rnd 1 @ Brands Hatch Indy

L&W BMCRC Rookie 600 & 1000

RACE 19 - STATISTICS

CLASS : 600

15 Starters

Fastest Lap History

NO	NAME	LAP TIME	TIME OF DAY	LAP	VEHICLE
138	Paul COOMBS	54.167	17:24:26.202	2	Triumph 675R DAYTONA
138	Paul COOMBS	53.121	17:25:19.322	3	Triumph 675R DAYTONA
138	Paul COOMBS	52.999	17:27:05.471	5	Triumph 675R DAYTONA
138	Paul COOMBS	52.320	17:27:57.791	6	Triumph 675R DAYTONA

Leader History

NO	NAME	FROM LAP	LAPS LED	DISTANCE	VEHICLE
138	Paul COOMBS	1	7	8.45 miles	Triumph 675R DAYTONA

BMCRC - MRO Championships 2024 - Rnd 1 @ Brands Hatch Indy

L&W BMCRC Rookie 600 & 1000

RACE 8 - GRID (12 Laps)



ROW 11	33		32		31	19 Dean FARNWORTH
ROW 10	30	1:02.282 52 Melody LOCKE	29	57.988 916 Adam FREWIN	28	57.814 155 Eliot SMITH
ROW 9	27	57.275 402 Kaine FARR	26	57.128 28 Paul HOWDLE	25	57.026 113 Andries Cornelis ROODT
ROW 8	24	56.693 122 James EGGINTON	23	56.655 60 Dean NEAL	22	56.323 16 Mark KAVANAGH
ROW 7	21	56.273 75 Alex TUFNALL	20	55.971 888 Kirt ELLIOTT	19	55.374 97 Jake BUNTING
ROW 6	18	54.553 12 Matty MASON	17	53.608 153 Aaron HICKMOTT	16	52.320 138 Paul COOMBS
ROW 5	15		14		13	
ROW 4	12		11		10	1:06.464 34 Tony MANSFORD
ROW 3	9	1:05.202 29 Luke MORGAN	8	1:02.297 257 Ken LIMPKIN	7	57.307 101 David HINCH
ROW 2	6	55.502 10 Jack RADLEY	5	54.437 627 Dean MILLER	4	54.386 666 Nathan THOMPSON
ROW 1	3	54.278 14 Alex YIANNI	2	54.206 85 Ben WOOD	1	52.813 87 Dan CHAMBERLAIN
Pole						

These results are provisional until the conclusion of any judicial and technical matters.

Brands Hatch Indy: 1.2079 miles

Clerk Of Course:	Stewards:	Timekeeper:	<i>Craig Smith</i>
------------------	-----------	-------------	--------------------

Results can be found at www.tsl-timing.com

Printed - 17:32 Saturday, 16 March 2024



BMCRC - MRO Championships 2024 - Rnd 1 @ Brands Hatch Indy

L&W BMCRC Rookie 600 & 1000

RACE 9 - CLASSIFICATION

Race Distance: 12 Laps / 14.49 miles



POS	NO	CL	PIC	NAME	ENTRY	LAPS	TIME	GAP	DIFF	MPH	BEST	ON	GRD	↑↓
1	85	1000	1	Ben WOOD	-	12	11:47.802			73.72	57.714	4	2	1
2	14	1000	2	Alex YIANNI	BMW S1000 RR - Airpack 2000 Racing/Almig Compressors	12	12:00.256	12.454	12.454	72.45	58.261	10	3	1
3	101	1000	3	David HINCH	Suzuki GSXR - David Burnell Financial Services	12	12:02.727	14.925	2.471	72.20	58.396	12	7	4
4	87	1000	4	Dan CHAMBERLAIN	Suzuki GSXR 750 -	12	12:03.731	15.929	1.004	72.10	58.278	12	1	-3
5	10	1000	5	Jack RADLEY	BMW S1000RR -	12	12:14.923	27.121	11.192	71.00	59.649	5	6	1
6	666	1000	6	Nathan THOMPSON	BMW S1000RR -	12	12:20.878	33.076	5.955	70.43	59.712	12	4	-2
7	627	1000	7	Dean MILLER	Kawasaki ZX10R - Tiny Racing	12	12:27.768	39.966	6.890	69.78	1:01.022	4	5	-2
8	12	600	1	Matty MASON	Kawasaki ZX6R 636 -	12	12:35.848	48.046	8.080	69.03	59.557	7	13	5
9	16*	600	2	Mark KAVANAGH	Triumph Daytona -	12	12:41.474	53.672	5.626	68.52	59.243	10	17	8
10	153	600	3	Aaron HICKMOTT	Kawasaki ZX6R -	12	12:51.826	1:04.024	10.352	67.61	1:01.090	4	12	2
11	916	600	4	Adam FREWIN	Yamaha R6 - Mundo Street food Ibiza	11	11:53.539	1 Lap	1 Lap	67.03	1:01.341	5	24	13
12	60	600	5	Dean NEAL	Kawasaki ZX6R 636 - Acute Civil Engineering Ltd	11	11:58.071	1 Lap	4.532	66.61	1:01.321	8	18	6
13	97	600	6	Jake BUNTING	Suzuki GSXR 600 -	11	12:00.488	1 Lap	2.417	66.39	1:00.418	11	14	1
14	122	600	7	James EGGINTON	Kawasaki ZX6R - Advance Computer Services - www.ACS.c	11	12:01.450	1 Lap	0.962	66.30	1:02.644	7	19	5
15	888	600	8	Kirt ELLIOTT	Yamaha R6 -	11	12:02.863	1 Lap	1.413	66.17	1:02.075	10	15	0
16	138	600	9	Paul COOMBS	Triumph 675R DAYTONA -	11	12:13.328	1 Lap	10.465	65.22	1:02.896	11	11	-5
17	113	600	10	Andries Cornelis ROODT	Yamaha R6 - Carter Thorne Carpets and flooring 2018 ltd	11	12:22.242	1 Lap	8.914	64.44	1:01.602	11	20	3
18	257	1000	8	Ken LIMPKIN	Suzuki GSXR 1000 -	11	12:45.820	1 Lap	23.578	62.46	1:06.440	7	8	-10
19	34	1000	9	Tony MANSFORD	Aprilia RSV4 -	11	12:47.035	1 Lap	1.215	62.36	1:06.785	11	10	-9
20	28	600	11	Paul HOWDLE	Yamaha R6 -	11	12:52.356	1 Lap	5.321	61.93	1:05.807	9	21	1
21	75	600	12	Alex TUFNALL	Kawasaki 636 -	11	12:52.431	1 Lap	0.075	61.92	1:07.243	10	16	-5
22	29	1000	10	Luke MORGAN	Suzuki GSXR 750 -	10	12:01.534	2 Laps	1 Lap	60.26	1:08.664	10	9	-13
23	52	600	13	Melody LOCKE	Triumph Daytona 675 -	10	12:11.934	2 Laps	10.400	59.41	1:09.041	3	25	2

NOT CLASSIFIED

DNF	402	600		Kaine FARR	Suzuki GSXR -	5	6:08.482	7 Laps	5 Laps	59.00	1:07.182	5	22	
-----	-----	-----	--	------------	---------------	---	----------	--------	--------	-------	----------	---	----	--

FASTEST LAP

85	1000			Ben WOOD	-	4	57.714			75.34 mph	121.26 kph			
16	600			Mark KAVANAGH	Triumph Daytona -	10	59.243			73.40 mph	118.13 kph			

Comments:

* No. 16 - Please fit a working transponder.

Class 1000 - 92.5% of Race Speed = 68.19 mph

Class 600 - 92.5% of Race Speed = 63.85 mph

Weather / Track : Cloudy / Wet

These results are provisional until the conclusion of any judicial and technical matters.

Date: 17/03/2024 Start: 12:34 Finish: 12:46

Brands Hatch Indy: 1.2079 miles

Clerk Of Course:	Stewards:	Timekeeper:	<i>Craig Smith</i>	
------------------	-----------	-------------	--------------------	--

Results can be found at www.tsl-timing.com

Printed - 12:51 Sunday, 17 March 2024



BMCRC - MRO Championships 2024 - Rnd 1 @ Brands Hatch Indy

L&W BMCRC Rookie 600 & 1000

RACE 9 - LAP CHART

LAP 1 @ 12:35:37.343

NO	BEHIND	LAP TIME
85		1:04.048
87	0.935	1:04.983
101	2.316	1:06.364
14	3.069	1:07.117
10	3.814	1:07.862
666	4.525	1:08.573
627	5.324	1:09.372
257	11.054	1:15.102
34	13.206	1:17.254
29	15.575	1:19.623
153	21.195	1:25.243
12	23.287	1:27.335
16	24.038	1:28.086
888	24.132	1:28.180
916	24.293	1:28.341
138	24.732	1:28.780
122	25.576	1:29.624
60	25.653	1:29.701
75	27.933	1:31.981
97	28.250	1:32.298
402	30.573	1:34.621
52	32.201	1:36.249
113	32.271	1:36.319
28	33.225	1:37.273

LAP 2 @ 12:36:35.474

NO	BEHIND	LAP TIME
85		58.131
87	1.143	58.339
101	4.601	1:00.416
14	5.252	1:00.314
10	7.753	1:02.070
666	9.070	1:02.676
627	9.467	1:02.274
257	24.621	1:11.698
34	24.880	1:09.805
153	25.523	1:02.459
12	27.198	1:02.042
916	28.375	1:02.213
16	29.157	1:03.250
29	29.258	1:11.814
888	29.821	1:03.820
122	30.480	1:03.035
60	31.306	1:03.784
138	31.872	1:05.271
97	35.566	1:05.447
75	38.482	1:08.680
402	41.330	1:08.888
113	43.199	1:09.059
52	43.759	1:09.689
28	44.887	1:09.793

LAP 3 @ 12:37:33.817

NO	BEHIND	LAP TIME
85		58.343
87	1.093	58.293
14	6.493	59.584
101	8.316	1:02.058
10	10.777	1:01.367
666	11.915	1:01.188
627	12.671	1:01.547
153	28.777	1:01.597

12	31.048	1:02.193
916	32.862	1:02.830
16	35.931	1:05.117
122	36.341	1:04.204
60	36.865	1:03.902
888	37.320	1:05.842
34	37.505	1:10.968
257	38.152	1:11.874
138	38.783	1:05.254
97	41.760	1:04.537
29	43.064	1:12.149
75	48.302	1:08.163
113	52.781	1:07.925
402	52.927	1:09.940
52	54.457	1:09.041
28	54.608	1:08.064

LAP 4 @ 12:38:31.531

NO	BEHIND	LAP TIME
85		57.714
87	1.880	58.501
14	7.707	58.928
101	10.744	1:00.142
10	13.115	1:00.052
666	15.395	1:01.194
627	15.979	1:01.022
153	32.153	1:01.090
12	35.559	1:02.225
916	37.080	1:01.932
16	38.902	1:00.685
122	42.238	1:03.611
60	42.721	1:03.570
888	43.411	1:03.805
138	46.963	1:05.894
97	48.053	1:04.007
34	50.656	1:10.865
257	51.116	1:10.678
29	57.097	1:11.747
75	58.384	1:07.796

LAP 5 @ 12:39:30.644

NO	BEHIND	LAP TIME
85		59.113
113	1 Lap	1:05.733
87	2.704	59.937
402	1 Lap	1:07.851
52	1 Lap	1:09.852
28	1 Lap	1:09.748
14	8.899	1:00.305
101	11.063	59.432
10	13.651	59.649
666	17.369	1:01.087
627	18.274	1:01.408
153	34.967	1:01.927
12	37.583	1:01.137
916	39.308	1:01.341
16	39.478	59.689
60	46.639	1:03.031
122	46.766	1:03.641
888	48.465	1:04.167
138	52.963	1:05.113
97	53.152	1:04.212

LAP 6 @ 12:40:29.361

NO	BEHIND	LAP TIME
85		58.717
34	1 Lap	1:09.033
257	1 Lap	1:09.061
87	4.748	1:00.761
75	1 Lap	1:08.630
113	1 Lap	1:06.499
29	1 Lap	1:11.056
14	10.362	1:00.180
101	11.844	59.498
402	1 Lap	1:07.182
28	1 Lap	1:06.316
10	15.860	1:00.926
666	19.667	1:01.015
52	1 Lap	1:11.637
627	20.627	1:01.070
153	38.476	1:02.226
12	39.051	1:00.185
16	40.053	59.292
916	42.297	1:01.706
60	50.087	1:02.165
122	50.891	1:02.842
888	52.803	1:03.055
97	57.396	1:02.961

LAP 7 @ 12:41:27.329

NO	BEHIND	LAP TIME
85		57.968
138	1 Lap	1:04.202
87	8.092	1:01.312
14	11.767	59.373
34	1 Lap	1:08.394
257	1 Lap	1:07.998
101	13.747	59.871
113	1 Lap	1:02.936
10	18.454	1:00.562
75	1 Lap	1:07.969
28	1 Lap	1:07.114
666	24.376	1:02.677
627	24.411	1:01.752
29	1 Lap	1:13.818
52	1 Lap	1:10.882
12	40.640	59.557
16	42.635	1:00.550
153	42.786	1:02.278
916	46.509	1:02.180
60	54.239	1:02.120
122	55.567	1:02.644

LAP 8 @ 12:42:26.418

NO	BEHIND	LAP TIME
85		59.089
888	1 Lap	1:04.281
97	1 Lap	1:01.942
138	1 Lap	1:04.142
87	9.560	1:00.557
14	12.321	59.643
101	14.155	59.497
113	1 Lap	1:03.857
257	1 Lap	1:06.440
10	20.943	1:01.578
34	1 Lap	1:09.061
75	1 Lap	1:07.390

666	27.546	1:02.259
627	28.191	1:02.869
28	1 Lap	1:07.353
29	1 Lap	1:12.442
12	42.402	1:00.851
16	43.747	1:00.201
153	44.939	1:01.242
52	1 Lap	1:11.306
916	50.408	1:02.988
60	56.471	1:01.321

LAP 9 @ 12:43:26.187

NO	BEHIND	LAP TIME
85		59.769
122	1 Lap	1:03.361
888	1 Lap	1:03.138
97	1 Lap	1:02.387
138	1 Lap	1:04.086
87	10.555	1:00.764
14	10.853	58.301
101	12.981	58.595
10	21.769	1:00.595
113	1 Lap	1:03.982
257	1 Lap	1:06.828
666	28.704	1:00.927
34	1 Lap	1:08.545
627	31.458	1:03.036
75	1 Lap	1:07.994
28	1 Lap	1:06.965
12	42.821	1:00.188
16	49.397	1:05.419
153	49.823	1:04.653
29	1 Lap	1:10.444
916	54.811	1:04.172
52	1 Lap	1:10.566

LAP 10 @ 12:44:24.899

NO	BEHIND	LAP TIME
85		58.712
60	1 Lap	1:02.130
122	1 Lap	1:02.686
888	1 Lap	1:02.367
97	1 Lap	1:01.147
14	10.402	58.261
87	13.921	1:02.078
101	13.944	59.675
138	1 Lap	1:04.520
10	23.241	1:00.184
113	1 Lap	1:02.361
666	29.763	59.771
627	34.066	1:01.320
257	1 Lap	1:07.339
34	1 Lap	1:07.852
12	44.084	59.975
75	1 Lap	1:08.497
28	1 Lap	1:05.807
16	49.928	59.243
153	53.705	1:02.594

LAP 11 @ 12:45:23.331

NO	BEHIND	LAP TIME
85		58.432
916	1 Lap	1:03.525
29	2 Laps	1:09.777

60	1 Lap	1:03.483
122	1 Lap	1:03.101
97	1 Lap	1:01.132
52	2 Laps	1:11.189
14	10.550	58.580
888	1 Lap	1:02.075
101	14.295	58.783
87	15.417	59.928
138	1 Lap	1:03.170
10	24.739	59.930
113	1 Lap	1:01.969
666	31.130	59.799
627	36.677	1:01.043
12	45.642	59.990
257	1 Lap	1:09.973
34	1 Lap	1:08.473
16	51.874	1:00.378
75	1 Lap	1:07.243
28	1 Lap	1:06.291
153	57.724	1:02.451

LAP 12 @ 12:46:21.097

NO	BEHIND	LAP TIME
85		57.766
916	1 Lap	1:02.311
60	1 Lap	1:02.864
14	12.454	59.670
97	1 Lap	1:00.418
122	1 Lap	1:02.701
29	2 Laps	1:08.664
101	14.925	58.396
888	1 Lap	1:02.133
87	15.929	58.278
52	2 Laps	1:11.523
138	1 Lap	1:02.896
10	27.121	1:00.148
666	33.076	59.712
113	1 Lap	1:01.602
627	39.966	1:01.055
12	48.046	1:00.170
16	53.672	59.564
257	1 Lap	1:08.829
34	1 Lap	1:06.785
153	1:04.024	1:04.066
28	1 Lap	1:07.632
75	1 Lap	1:08.088

BMCRC - MRO Championships 2024 - Rnd 1 @ Brands Hatch Indy

L&W BMCRC Rookie 600 & 1000

RACE 9 - POSITION CHART

No	Name	Lap													
		Pos	1	2	3	4	5	6	7	8	9	10	11	12	
87	CHAMBERLAIN	1	85	85	85	85	85	85	85	85	85	85	85	85	85
85	WOOD	2	87	87	87	87	87	87	87	87	87	14	14	14	
14	YIANNI	3	101	101	14	14	14	14	14	14	14	14	87	101	101
666	THOMPSON	4	14	14	101	101	101	101	101	101	101	101	101	87	87
627	MILLER	5	10	10	10	10	10	10	10	10	10	10	10	10	10
10	RADLEY	6	666	666	666	666	666	666	666	666	666	666	666	666	666
101	HINCH	7	627	627	627	627	627	627	627	627	627	627	627	627	627
257	LIMPKIN	8	257	257	153	153	153	153	12	12	12	12	12	12	12
29	MORGAN	9	34	34	12	12	12	12	16	16	16	16	16	16	16
34	MANSFORD	10	29	153	916	916	916	16	153	153	153	153	153	153	153
138	COOMBS	11	153	12	16	16	16	916	916	916	916	916	916	916	
153	HICKMOTT	12	12	916	122	122	60	60	60	60	60	60	60	60	
12	MASON	13	16	16	60	60	122	122	122	122	122	122	122	97	
97	BUNTING	14	888	29	888	888	888	888	888	888	888	888	97	122	
888	ELLIOTT	15	916	888	34	138	138	97	97	97	97	97	888	888	
75	TUFNALL	16	138	122	257	97	97	138	138	138	138	138	138	138	
16	KAVANAGH	17	122	60	138	34	34	34	113	113	113	113	113	113	
60	NEAL	18	60	138	97	257	257	257	257	257	257	257	257	257	
122	EGGINTON	19	75	97	29	29	75	113	34	34	34	34	34	34	
113	ROODT	20	97	75	75	75	113	75	75	75	75	75	75	28	
28	HOWDLE	21	402	402	113	113	29	28	28	28	28	28	28	75	
402	FARR	22	52	113	402	402	402	29	29	29	29	29	29		
916	FREWIN	23	113	52	52	52	28	52	52	52	52	52	52		
52	LOCKE	24	28	28	28	28	52								

BMCRC - MRO Championships 2024 - Rnd 1 @ Brands Hatch Indy

L&W BMCRC Rookie 600 & 1000

RACE 9 - SECTOR ANALYSIS



SECTOR 1 = FL to I1, SECTOR 2 = I1 to FL, DIFF = Difference To Personal Best Lap, P = Crossed Finish Line in Pit Lane, D = Time Disallowed

P1		85 1000 Ben WOOD					
IDEAL LAP TIME : 57.317		BEST LAP TIME : 57.714		DIFFERENCE : 0.397			
LAP	SECTOR 1	SECTOR 2	LAP TIME	MPH	DIFF	TIME OF DAY	
1 -		23.895	1:04.048	67.89	6.334	12:35:37.343	
2 -	34.937	23.194	58.131	74.80	0.417	12:36:35.474	
3 -	35.130	23.213	58.343	74.53	0.629	12:37:33.817	
4 -	34.771	22.943	57.714 (1)	75.34		12:38:31.531	
5 -	35.503	23.610	59.113	73.56	1.399	12:39:30.644	
6 -	34.898	23.819	58.717	74.06	1.003	12:40:29.361	
7 -	34.583	23.385	57.968 (3)	75.01	0.254	12:41:27.329	
8 -	35.059	24.030	59.089	73.59	1.375	12:42:26.418	
9 -	35.053	24.716	59.769	72.75	2.055	12:43:26.187	
10 -	34.466	24.246	58.712	74.06	0.998	12:44:24.899	
11 -	34.466	23.966	58.432	74.42	0.718	12:45:23.331	
12 -	34.374	23.392	57.766 (2)	75.27	0.052	12:46:21.097	

P2		14 1000 Alex YIANNI		BMW S1000 RR - Airpack 2000 Racing/Almig Compressors			
IDEAL LAP TIME : 57.828		BEST LAP TIME : 58.261		DIFFERENCE : 0.433			
LAP	SECTOR 1	SECTOR 2	LAP TIME	MPH	DIFF	TIME OF DAY	
1 -		24.345	1:07.117	64.79	8.856	12:35:40.412	
2 -	36.750	23.564	1:00.314	72.09	2.053	12:36:40.726	
3 -	36.038	23.546	59.584	72.98	1.323	12:37:40.310	
4 -	35.704	23.224	58.928	73.79	0.667	12:38:39.238	
5 -	36.444	23.861	1:00.305	72.11	2.044	12:39:39.543	
6 -	36.749	23.431	1:00.180	72.25	1.919	12:40:39.723	
7 -	35.895	23.478	59.373	73.24	1.112	12:41:39.096	
8 -	36.007	23.636	59.643	72.91	1.382	12:42:38.739	
9 -	35.638	22.663	58.301 (2)	74.58	0.040	12:43:37.040	
10 -	35.435	22.826	58.261 (1)	74.64		12:44:35.301	
11 -	35.165	23.415	58.580 (3)	74.23	0.319	12:45:33.881	
12 -	36.267	23.403	59.670	72.87	1.409	12:46:33.551	

P3		101 1000 David HINCH		Suzuki GSXR - David Burnell Financial Services			
IDEAL LAP TIME : 58.396		BEST LAP TIME : 58.396		DIFFERENCE : 0.000			
LAP	SECTOR 1	SECTOR 2	LAP TIME	MPH	DIFF	TIME OF DAY	
1 -		24.447	1:06.364	65.52	7.968	12:35:39.659	
2 -	35.770	24.646	1:00.416	71.97	2.020	12:36:40.075	
3 -	37.474	24.584	1:02.058	70.07	3.662	12:37:42.133	
4 -	36.016	24.126	1:00.142	72.30	1.746	12:38:42.275	
5 -	35.214	24.218	59.432	73.16	1.036	12:39:41.707	
6 -	35.690	23.808	59.498	73.08	1.102	12:40:41.205	
7 -	35.941	23.930	59.871	72.63	1.475	12:41:41.076	
8 -	35.147	24.350	59.497	73.08	1.101	12:42:40.573	
9 -	34.888	23.707	58.595 (2)	74.21	0.199	12:43:39.168	
10 -	35.566	24.109	59.675	72.87	1.279	12:44:38.843	
11 -	34.854	23.929	58.783 (3)	73.97	0.387	12:45:37.626	
12 -	34.777	23.619	58.396 (1)	74.46		12:46:36.022	

BMCRC - MRO Championships 2024 - Rnd 1 @ Brands Hatch Indy

L&W BMCRC Rookie 600 & 1000

RACE 9 - SECTOR ANALYSIS



SECTOR 1 = FL to I1, SECTOR 2 = I1 to FL, DIFF = Difference To Personal Best Lap, P = Crossed Finish Line in Pit Lane, D = Time Disallowed

P4		87	1000	Dan CHAMBERLAIN		Suzuki GSXR 750 -	
IDEAL LAP TIME : 57.834		BEST LAP TIME : 58.278		DIFFERENCE : 0.444			
LAP	SECTOR 1	SECTOR 2		LAP TIME	MPH	DIFF	TIME OF DAY
1 -		23.768		1:04.983	66.91	6.705	12:35:38.278
2 -	35.252	23.087		58.339 (3)	74.54	0.061	12:36:36.617
3 -	34.912	23.381		58.293 (2)	74.59	0.015	12:37:34.910
4 -	35.267	23.234		58.501	74.33	0.223	12:38:33.411
5 -	36.260	23.677		59.937	72.55	1.659	12:39:33.348
6 -	36.605	24.156		1:00.761	71.56	2.483	12:40:34.109
7 -	37.400	23.912		1:01.312	70.92	3.034	12:41:35.421
8 -	35.976	24.581		1:00.557	71.81	2.279	12:42:35.978
9 -	36.712	24.052		1:00.764	71.56	2.486	12:43:36.742
10 -	37.913	24.165		1:02.078	70.05	3.800	12:44:38.820
11 -	36.181	23.747		59.928	72.56	1.650	12:45:38.748
12 -	35.356	22.922		58.278 (1)	74.61		12:46:37.026

P5		10	1000	Jack RADLEY		BMW S1000RR -	
IDEAL LAP TIME : 59.649		BEST LAP TIME : 59.649		DIFFERENCE : 0.000			
LAP	SECTOR 1	SECTOR 2		LAP TIME	MPH	DIFF	TIME OF DAY
1 -		24.887		1:07.862	64.07	8.213	12:35:41.157
2 -	37.192	24.878		1:02.070	70.05	2.421	12:36:43.227
3 -	36.846	24.521		1:01.367	70.86	1.718	12:37:44.594
4 -	35.966	24.086		1:00.052 (3)	72.41	0.403	12:38:44.646
5 -	35.894	23.755		59.649 (1)	72.90		12:39:44.295
6 -	36.719	24.207		1:00.926	71.37	1.277	12:40:45.221
7 -	36.472	24.090		1:00.562	71.80	0.913	12:41:45.783
8 -	36.465	25.113		1:01.578	70.61	1.929	12:42:47.361
9 -	36.744	23.851		1:00.595	71.76	0.946	12:43:47.956
10 -	36.102	24.082		1:00.184	72.25	0.535	12:44:48.140
11 -	36.167	23.763		59.930 (2)	72.56	0.281	12:45:48.070
12 -	36.239	23.909		1:00.148	72.29	0.499	12:46:48.218

P6		666	1000	Nathan THOMPSON		BMW S1000RR -	
IDEAL LAP TIME : 59.491		BEST LAP TIME : 59.712		DIFFERENCE : 0.221			
LAP	SECTOR 1	SECTOR 2		LAP TIME	MPH	DIFF	TIME OF DAY
1 -		24.790		1:08.573	63.41	8.861	12:35:41.868
2 -	37.858	24.818		1:02.676	69.38	2.964	12:36:44.544
3 -	36.682	24.506		1:01.188	71.06	1.476	12:37:45.732
4 -	36.869	24.325		1:01.194	71.06	1.482	12:38:46.926
5 -	36.716	24.371		1:01.087	71.18	1.375	12:39:48.013
6 -	36.858	24.157		1:01.015	71.27	1.303	12:40:49.028
7 -	36.078	26.599		1:02.677	69.38	2.965	12:41:51.705
8 -	36.637	25.622		1:02.259	69.84	2.547	12:42:53.964
9 -	35.872	25.055		1:00.927	71.37	1.215	12:43:54.891
10 -	35.786	23.985		59.771 (2)	72.75	0.059	12:44:54.662
11 -	35.589	24.210		59.799 (3)	72.72	0.087	12:45:54.461
12 -	35.810	23.902		59.712 (1)	72.82		12:46:54.173

BMCRC - MRO Championships 2024 - Rnd 1 @ Brands Hatch Indy

L&W BMCRC Rookie 600 & 1000

RACE 9 - SECTOR ANALYSIS



SECTOR 1 = FL to I1, SECTOR 2 = I1 to FL, DIFF = Difference To Personal Best Lap, P = Crossed Finish Line in Pit Lane, D = Time Disallowed

P7 627 1000 Dean MILLER		Kawasaki ZX10R - Tiny Racing				
IDEAL LAP TIME : 1:00.320		BEST LAP TIME : 1:01.022		DIFFERENCE : 0.702		
LAP	SECTOR 1	SECTOR 2	LAP TIME	MPH	DIFF	TIME OF DAY
1 -		24.982	1:09.372	62.68	8.350	12:35:42.667
2 -	37.996	24.278	1:02.274	69.83	1.252	12:36:44.941
3 -	37.273	24.274	1:01.547	70.65	0.525	12:37:46.488
4 -	36.866	24.156	1:01.022 (1)	71.26		12:38:47.510
5 -	37.215	24.193	1:01.408	70.81	0.386	12:39:48.918
6 -	36.990	24.080	1:01.070	71.20	0.048	12:40:49.988
7 -	36.395	25.357	1:01.752	70.42	0.730	12:41:51.740
8 -	37.377	25.492	1:02.869	69.16	1.847	12:42:54.609
9 -	38.275	24.761	1:03.036	68.98	2.014	12:43:57.645
10 -	37.395	23.925	1:01.320	70.91	0.298	12:44:58.965
11 -	36.822	24.221	1:01.043 (2)	71.23	0.021	12:46:00.008
12 -	37.027	24.028	1:01.055 (3)	71.22	0.033	12:47:01.063

P8 12 600 Matty MASON		Kawasaki ZX6R 636 -				
IDEAL LAP TIME : 59.464		BEST LAP TIME : 59.557		DIFFERENCE : 0.093		
LAP	SECTOR 1	SECTOR 2	LAP TIME	MPH	DIFF	TIME OF DAY
1 -		25.132	1:27.335	49.79	27.778	12:36:00.630
2 -	36.876	25.166	1:02.042	70.09	2.485	12:37:02.672
3 -	37.753	24.440	1:02.193	69.92	2.636	12:38:04.865
4 -	37.092	25.133	1:02.225	69.88	2.668	12:39:07.090
5 -	36.584	24.553	1:01.137	71.12	1.580	12:40:08.227
6 -	36.154	24.031	1:00.185	72.25	0.628	12:41:08.412
7 -	35.433	24.124	59.557 (1)	73.01		12:42:07.969
8 -	36.221	24.630	1:00.851	71.46	1.294	12:43:08.820
9 -	35.958	24.230	1:00.188	72.25	0.631	12:44:09.008
10 -	35.940	24.035	59.975 (2)	72.50	0.418	12:45:08.983
11 -	35.803	24.187	59.990 (3)	72.48	0.433	12:46:08.973
12 -	35.904	24.266	1:00.170	72.27	0.613	12:47:09.143

P9 16 600 Mark KAVANAGH		Triumph Daytona -				
IDEAL LAP TIME :		BEST LAP TIME : 59.243		DIFFERENCE :		
LAP	SECTOR 1	SECTOR 2	LAP TIME	MPH	DIFF	TIME OF DAY
1 -			1:28.086	49.36	28.843	12:36:01.381
2 -			1:03.250	68.75	4.007	12:37:04.631
3 -			1:05.117	66.78	5.874	12:38:09.748
4 -			1:00.685	71.65	1.442	12:39:10.433
5 -			59.689	72.85	0.446	12:40:10.122
6 -			59.292 (2)	73.34	0.049	12:41:09.414
7 -			1:00.550	71.81	1.307	12:42:09.964
8 -			1:00.201	72.23	0.958	12:43:10.165
9 -			1:05.419	66.47	6.176	12:44:15.584
10 -			59.243 (1)	73.40		12:45:14.827
11 -			1:00.378	72.02	1.135	12:46:15.205
12 -			59.564 (3)	73.00	0.321	12:47:14.769

BMCRC - MRO Championships 2024 - Rnd 1 @ Brands Hatch Indy

L&W BMCRC Rookie 600 & 1000

RACE 9 - SECTOR ANALYSIS



SECTOR 1 = FL to I1, SECTOR 2 = I1 to FL, DIFF = Difference To Personal Best Lap, P = Crossed Finish Line in Pit Lane, D = Time Disallowed

P10 153 600		Aaron HICKMOTT		Kawasaki ZX6R -		
IDEAL LAP TIME : 1:00.493		BEST LAP TIME : 1:01.090		DIFFERENCE : 0.597		
LAP	SECTOR 1	SECTOR 2	LAP TIME	MPH	DIFF	TIME OF DAY
1 -		25.026	1:25.243	51.01	24.153	12:35:58.538
2 -	37.507	24.952	1:02.459	69.62	1.369	12:37:00.997
3 -	37.056	24.541	1:01.597 (3)	70.59	0.507	12:38:02.594
4 -	36.581	24.509	1:01.090 (1)	71.18		12:39:03.684
5 -	37.109	24.818	1:01.927	70.22	0.837	12:40:05.611
6 -	37.472	24.754	1:02.226	69.88	1.136	12:41:07.837
7 -	36.816	25.462	1:02.278	69.82	1.188	12:42:10.115
8 -	35.984	25.258	1:01.242 (2)	71.00	0.152	12:43:11.357
9 -	38.153	26.500	1:04.653	67.26	3.563	12:44:16.010
10 -	37.385	25.209	1:02.594	69.47	1.504	12:45:18.604
11 -	37.396	25.055	1:02.451	69.63	1.361	12:46:21.055
12 -	37.687	26.379	1:04.066	67.87	2.976	12:47:25.121

P11 916 600		Adam FREWIN		Yamaha R6 - Mundo Street food Ibiza		
IDEAL LAP TIME : 1:01.341		BEST LAP TIME : 1:01.341		DIFFERENCE : 0.000		
LAP	SECTOR 1	SECTOR 2	LAP TIME	MPH	DIFF	TIME OF DAY
1 -		25.437	1:28.341	49.22	27.000	12:36:01.636
2 -	37.484	24.729	1:02.213	69.89	0.872	12:37:03.849
3 -	37.999	24.831	1:02.830	69.21	1.489	12:38:06.679
4 -	37.318	24.614	1:01.932 (3)	70.21	0.591	12:39:08.611
5 -	36.943	24.398	1:01.341 (1)	70.89		12:40:09.952
6 -	37.144	24.562	1:01.706 (2)	70.47	0.365	12:41:11.658
7 -	37.203	24.977	1:02.180	69.93	0.839	12:42:13.838
8 -	37.837	25.151	1:02.988	69.03	1.647	12:43:16.826
9 -	38.777	25.395	1:04.172	67.76	2.831	12:44:20.998
10 -	38.300	25.225	1:03.525	68.45	2.184	12:45:24.523
11 -	37.527	24.784	1:02.311	69.78	0.970	12:46:26.834

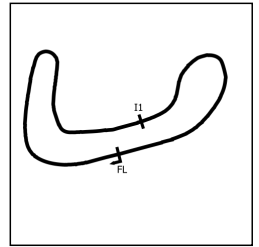
P12 60 600		Dean NEAL		Kawasaki ZX6R 636 - Acute Civil Engineering Ltd		
IDEAL LAP TIME : 1:01.243		BEST LAP TIME : 1:01.321		DIFFERENCE : 0.078		
LAP	SECTOR 1	SECTOR 2	LAP TIME	MPH	DIFF	TIME OF DAY
1 -		26.271	1:29.701	48.47	28.380	12:36:02.996
2 -	38.623	25.161	1:03.784	68.17	2.463	12:37:06.780
3 -	38.205	25.697	1:03.902	68.05	2.581	12:38:10.682
4 -	38.109	25.461	1:03.570	68.40	2.249	12:39:14.252
5 -	37.885	25.146	1:03.031	68.99	1.710	12:40:17.283
6 -	37.596	24.569	1:02.165	69.95	0.844	12:41:19.448
7 -	37.136	24.984	1:02.120 (2)	70.00	0.799	12:42:21.568
8 -	36.674	24.647	1:01.321 (1)	70.91		12:43:22.889
9 -	37.170	24.960	1:02.130 (3)	69.99	0.809	12:44:25.019
10 -	38.625	24.858	1:03.483	68.50	2.162	12:45:28.502
11 -	37.559	25.305	1:02.864	69.17	1.543	12:46:31.366

P13 97 600		Jake BUNTING		Suzuki GSXR 600 -		
IDEAL LAP TIME : 1:00.267		BEST LAP TIME : 1:00.418		DIFFERENCE : 0.151		
LAP	SECTOR 1	SECTOR 2	LAP TIME	MPH	DIFF	TIME OF DAY
1 -		26.783	1:32.298	47.11	31.880	12:36:05.593
2 -	40.207	25.240	1:05.447	66.44	5.029	12:37:11.040
3 -	39.091	25.446	1:04.537	67.38	4.119	12:38:15.577
4 -	38.452	25.555	1:04.007	67.93	3.589	12:39:19.584
5 -	38.648	25.564	1:04.212	67.72	3.794	12:40:23.796
6 -	38.261	24.700	1:02.961	69.06	2.543	12:41:26.757
7 -	37.176	24.766	1:01.942	70.20	1.524	12:42:28.699
8 -	37.728	24.659	1:02.387	69.70	1.969	12:43:31.086
9 -	36.788	24.359	1:01.147 (3)	71.11	0.729	12:44:32.233
10 -	36.948	24.184	1:01.132 (2)	71.13	0.714	12:45:33.365
11 -	36.083	24.335	1:00.418 (1)	71.97		12:46:33.783

BMCRC - MRO Championships 2024 - Rnd 1 @ Brands Hatch Indy

L&W BMCRC Rookie 600 & 1000

RACE 9 - SECTOR ANALYSIS



SECTOR 1 = FL to I1, SECTOR 2 = I1 to FL, DIFF = Difference To Personal Best Lap, P = Crossed Finish Line in Pit Lane, D = Time Disallowed

P14 122 600 James EGGINTON		Kawasaki ZX6R - Advance Computer Services - www.ACS.co.uk				
IDEAL LAP TIME : 1:02.144		BEST LAP TIME : 1:02.644		DIFFERENCE : 0.500		
LAP	SECTOR 1	SECTOR 2	LAP TIME	MPH	DIFF	TIME OF DAY
1 -		25.141	1:29.624	48.52	26.980	12:36:02.919
2 -	38.222	24.813	1:03.035	68.98	0.391	12:37:05.954
3 -	38.487	25.717	1:04.204	67.73	1.560	12:38:10.158
4 -	38.388	25.223	1:03.611	68.36	0.967	12:39:13.769
5 -	38.464	25.177	1:03.641	68.33	0.997	12:40:17.410
6 -	38.216	24.626	1:02.842	69.19	0.198	12:41:20.252
7 -	37.741	24.903	1:02.644 (1)	69.41		12:42:22.896
8 -	38.281	25.080	1:03.361	68.63	0.717	12:43:26.257
9 -	37.634	25.052	1:02.686 (2)	69.37	0.042	12:44:28.943
10 -	38.207	24.894	1:03.101	68.91	0.457	12:45:32.044
11 -	37.518	25.183	1:02.701 (3)	69.35	0.057	12:46:34.745

P15 888 600 Kirt ELLIOTT		Yamaha R6 -				
IDEAL LAP TIME : 1:02.003		BEST LAP TIME : 1:02.075		DIFFERENCE : 0.072		
LAP	SECTOR 1	SECTOR 2	LAP TIME	MPH	DIFF	TIME OF DAY
1 -		26.136	1:28.180	49.31	26.105	12:36:01.475
2 -	38.448	25.372	1:03.820	68.13	1.745	12:37:05.295
3 -	38.625	27.217	1:05.842	66.04	3.767	12:38:11.137
4 -	38.068	25.737	1:03.805	68.15	1.730	12:39:14.942
5 -	38.391	25.776	1:04.167	67.77	2.092	12:40:19.109
6 -	37.810	25.245	1:03.055	68.96	0.980	12:41:22.164
7 -	38.075	26.206	1:04.281	67.64	2.206	12:42:26.445
8 -	37.696	25.442	1:03.138	68.87	1.063	12:43:29.583
9 -	37.315	25.052	1:02.367 (3)	69.72	0.292	12:44:31.950
10 -	37.278	24.797	1:02.075 (1)	70.05		12:45:34.025
11 -	37.408	24.725	1:02.133 (2)	69.98	0.058	12:46:36.158

P16 138 600 Paul COOMBS		Triumph 675R DAYTONA -				
IDEAL LAP TIME : 1:02.896		BEST LAP TIME : 1:02.896		DIFFERENCE : 0.000		
LAP	SECTOR 1	SECTOR 2	LAP TIME	MPH	DIFF	TIME OF DAY
1 -		25.789	1:28.780	48.98	25.884	12:36:02.075
2 -	39.533	25.738	1:05.271	66.62	2.375	12:37:07.346
3 -	39.816	25.438	1:05.254	66.64	2.358	12:38:12.600
4 -	40.082	25.812	1:05.894	65.99	2.998	12:39:18.494
5 -	39.571	25.542	1:05.113	66.78	2.217	12:40:23.607
6 -	39.013	25.189	1:04.202	67.73	1.306	12:41:27.809
7 -	38.707	25.435	1:04.142	67.79	1.246	12:42:31.951
8 -	38.739	25.347	1:04.086 (3)	67.85	1.190	12:43:36.037
9 -	39.361	25.159	1:04.520	67.39	1.624	12:44:40.557
10 -	38.361	24.809	1:03.170 (2)	68.83	0.274	12:45:43.727
11 -	38.115	24.781	1:02.896 (1)	69.13		12:46:46.623

P17 113 600 Andries Cornelis ROODT		Yamaha R6 - Carter Thorne Carpets and flooring 2018 ltd				
IDEAL LAP TIME : 1:01.409		BEST LAP TIME : 1:01.602		DIFFERENCE : 0.193		
LAP	SECTOR 1	SECTOR 2	LAP TIME	MPH	DIFF	TIME OF DAY
1 -		28.848	1:36.319	45.14	34.717	12:36:09.614
2 -	42.287	26.772	1:09.059	62.96	7.457	12:37:18.673
3 -	40.541	27.384	1:07.925	64.02	6.323	12:38:26.598
4 -	40.082	25.651	1:05.733	66.15	4.131	12:39:32.331
5 -	40.102	26.397	1:06.499	65.39	4.897	12:40:38.830
6 -	38.915	24.021	1:02.936	69.09	1.334	12:41:41.766
7 -	38.046	25.811	1:03.857	68.09	2.255	12:42:45.623
8 -	39.104	24.878	1:03.982	67.96	2.380	12:43:49.605
9 -	38.041	24.320	1:02.361 (3)	69.73	0.759	12:44:51.966
10 -	37.895	24.074	1:01.969 (2)	70.17	0.367	12:45:53.935
11 -	37.388	24.214	1:01.602 (1)	70.59		12:46:55.537

BMCRC - MRO Championships 2024 - Rnd 1 @ Brands Hatch Indy

L&W BMCRC Rookie 600 & 1000

RACE 9 - SECTOR ANALYSIS



SECTOR 1 = FL to I1, SECTOR 2 = I1 to FL, DIFF = Difference To Personal Best Lap, P = Crossed Finish Line in Pit Lane, D = Time Disallowed

P18 257 1000 Ken LIMPKIN			Suzuki GSXR 1000 -			
IDEAL LAP TIME : 1:05.635			BEST LAP TIME : 1:06.440		DIFFERENCE : 0.805	
LAP	SECTOR 1	SECTOR 2	LAP TIME	MPH	DIFF	TIME OF DAY
1 -		28.255	1:15.102	57.90	8.662	12:35:48.397
2 -	43.152	28.546	1:11.698	60.65	5.258	12:37:00.095
3 -	43.543	28.331	1:11.874	60.50	5.434	12:38:11.969
4 -	42.323	28.355	1:10.678	61.52	4.238	12:39:22.647
5 -	41.821	27.240	1:09.061	62.96	2.621	12:40:31.708
6 -	40.980	27.018	1:07.998	63.95	1.558	12:41:39.706
7 -	39.082	27.358	1:06.440 (1)	65.45		12:42:46.146
8 -	40.275	26.553	1:06.828 (2)	65.07	0.388	12:43:52.974
9 -	40.118	27.221	1:07.339 (3)	64.57	0.899	12:45:00.313
10 -	42.530	27.443	1:09.973	62.14	3.533	12:46:10.286
11 -	41.551	27.278	1:08.829	63.17	2.389	12:47:19.115

P19 34 1000 Tony MANSFORD			Aprilia RSV4 -			
IDEAL LAP TIME : 1:06.785			BEST LAP TIME : 1:06.785		DIFFERENCE : 0.000	
LAP	SECTOR 1	SECTOR 2	LAP TIME	MPH	DIFF	TIME OF DAY
1 -		28.035	1:17.254	56.28	10.469	12:35:50.549
2 -	42.119	27.686	1:09.805	62.29	3.020	12:37:00.354
3 -	42.709	28.259	1:10.968	61.27	4.183	12:38:11.322
4 -	42.457	28.408	1:10.865	61.36	4.080	12:39:22.187
5 -	41.773	27.260	1:09.033	62.99	2.248	12:40:31.220
6 -	41.218	27.176	1:08.394 (3)	63.58	1.609	12:41:39.614
7 -	41.355	27.706	1:09.061	62.96	2.276	12:42:48.675
8 -	41.199	27.346	1:08.545	63.44	1.760	12:43:57.220
9 -	40.593	27.259	1:07.852 (2)	64.08	1.067	12:45:05.072
10 -	41.524	26.949	1:08.473	63.50	1.688	12:46:13.545
11 -	40.039	26.746	1:06.785 (1)	65.11		12:47:20.330

P20 28 600 Paul HOWDLE			Yamaha R6 -			
IDEAL LAP TIME : 1:05.525			BEST LAP TIME : 1:05.807		DIFFERENCE : 0.282	
LAP	SECTOR 1	SECTOR 2	LAP TIME	MPH	DIFF	TIME OF DAY
1 -		28.564	1:37.273	44.70	31.466	12:36:10.568
2 -	42.956	26.837	1:09.793	62.30	3.986	12:37:20.361
3 -	41.855	26.209	1:08.064	63.88	2.257	12:38:28.425
4 -	42.419	27.329	1:09.748	62.34	3.941	12:39:38.173
5 -	40.464	25.852	1:06.316 (3)	65.57	0.509	12:40:44.489
6 -	40.251	26.863	1:07.114	64.79	1.307	12:41:51.603
7 -	40.632	26.721	1:07.353	64.56	1.546	12:42:58.956
8 -	40.423	26.542	1:06.965	64.93	1.158	12:44:05.921
9 -	40.179	25.628	1:05.807 (1)	66.08		12:45:11.728
10 -	39.897	26.394	1:06.291 (2)	65.59	0.484	12:46:18.019
11 -	40.835	26.797	1:07.632	64.29	1.825	12:47:25.651

P21 75 600 Alex TUFNALL			Kawasaki 636 -			
IDEAL LAP TIME : 1:06.760			BEST LAP TIME : 1:07.243		DIFFERENCE : 0.483	
LAP	SECTOR 1	SECTOR 2	LAP TIME	MPH	DIFF	TIME OF DAY
1 -		27.018	1:31.981	47.27	24.738	12:36:05.276
2 -	42.253	26.427	1:08.680	63.31	1.437	12:37:13.956
3 -	40.813	27.350	1:08.163	63.79	0.920	12:38:22.119
4 -	41.287	26.509	1:07.796 (3)	64.14	0.553	12:39:29.915
5 -	41.978	26.652	1:08.630	63.36	1.387	12:40:38.545
6 -	41.306	26.663	1:07.969	63.97	0.726	12:41:46.514
7 -	40.333	27.057	1:07.390 (2)	64.52	0.147	12:42:53.904
8 -	40.831	27.163	1:07.994	63.95	0.751	12:44:01.898
9 -	41.295	27.202	1:08.497	63.48	1.254	12:45:10.395
10 -	40.658	26.585	1:07.243 (1)	64.66		12:46:17.638
11 -	40.786	27.302	1:08.088	63.86	0.845	12:47:25.726

BMCRC - MRO Championships 2024 - Rnd 1 @ Brands Hatch Indy

L&W BMCRC Rookie 600 & 1000

RACE 9 - SECTOR ANALYSIS



SECTOR 1 = FL to I1, SECTOR 2 = I1 to FL, DIFF = Difference To Personal Best Lap, P = Crossed Finish Line in Pit Lane, D = Time Disallowed

P22 29 1000 Luke MORGAN			Suzuki GSXR 750 -			
IDEAL LAP TIME : 1:08.664		BEST LAP TIME : 1:08.664		DIFFERENCE : 0.000		
LAP	SECTOR 1	SECTOR 2	LAP TIME	MPH	DIFF	TIME OF DAY
1 -		28.755	1:19.623	54.61	10.959	12:35:52.918
2 -	43.902	27.912	1:11.814	60.55	3.150	12:37:04.732
3 -	44.067	28.082	1:12.149	60.27	3.485	12:38:16.881
4 -	44.157	27.590	1:11.747	60.61	3.083	12:39:28.628
5 -	43.565	27.491	1:11.056	61.19	2.392	12:40:39.684
6 -	42.425	31.393	1:13.818	58.90	5.154	12:41:53.502
7 -	43.781	28.661	1:12.442	60.02	3.778	12:43:05.944
8 -	43.020	27.424	1:10.444 (3)	61.73	1.780	12:44:16.388
9 -	42.184	27.593	1:09.777 (2)	62.32	1.113	12:45:26.165
10 -	41.359	27.305	1:08.664 (1)	63.33		12:46:34.829

P23 52 600 Melody LOCKE			Triumph Daytona 675 -			
IDEAL LAP TIME : 1:08.944		BEST LAP TIME : 1:09.041		DIFFERENCE : 0.097		
LAP	SECTOR 1	SECTOR 2	LAP TIME	MPH	DIFF	TIME OF DAY
1 -		28.145	1:36.249	45.18	27.208	12:36:09.544
2 -	42.006	27.683	1:09.689 (2)	62.40	0.648	12:37:19.233
3 -	42.080	26.961	1:09.041 (1)	62.98		12:38:28.274
4 -	42.411	27.441	1:09.852 (3)	62.25	0.811	12:39:38.126
5 -	43.665	27.972	1:11.637	60.70	2.596	12:40:49.763
6 -	41.983	28.899	1:10.882	61.34	1.841	12:42:00.645
7 -	42.778	28.528	1:11.306	60.98	2.265	12:43:11.951
8 -	42.715	27.851	1:10.566	61.62	1.525	12:44:22.517
9 -	43.152	28.037	1:11.189	61.08	2.148	12:45:33.706
10 -	43.820	27.703	1:11.523	60.80	2.482	12:46:45.229

P24 402 600 Kaine FARR			Suzuki GSXR -			
IDEAL LAP TIME : 1:06.512		BEST LAP TIME : 1:07.182		DIFFERENCE : 0.670		
LAP	SECTOR 1	SECTOR 2	LAP TIME	MPH	DIFF	TIME OF DAY
1 -		27.747	1:34.621	45.95	27.439	12:36:07.916
2 -	41.034	27.854	1:08.888 (3)	63.12	1.706	12:37:16.804
3 -	41.813	28.127	1:09.940	62.17	2.758	12:38:26.744
4 -	41.131	26.720	1:07.851 (2)	64.09	0.669	12:39:34.595
5 -	40.877	26.305	1:07.182 (1)	64.72		12:40:41.777

BMCRC - MRO Championships 2024 - Rnd 1 @ Brands Hatch Indy

L&W BMCRC Rookie 600 & 1000

RACE 9 - BEST SECTORS

SECTOR 1			SECTOR 2			IDEAL / BEST COMPARISON						
POS	NO	NAME	TIME	NO	NAME	TIME	POS	NO	NAME	IDEAL	BEST	DIFF
									PERFECT LAP	57.037		
1	85	WOOD	34.374	14	YIANNI	22.663	1	85	WOOD	57.317	57.714	0.397
2	101	HINCH	34.777	87	CHAMBERLAIN	22.922	2	14	YIANNI	57.828	58.261	0.433
3	87	CHAMBERLAIN	34.912	85	WOOD	22.943	3	87	CHAMBERLAIN	57.834	58.278	0.444
4	14	YIANNI	35.165	101	HINCH	23.619	4	101	HINCH	58.396	58.396	0.000
5	12	MASON	35.433	10	RADLEY	23.755	5	12	MASON	59.464	59.557	0.093
6	666	THOMPSON	35.589	666	THOMPSON	23.902	6	666	THOMPSON	59.491	59.712	0.221
7	10	RADLEY	35.894	627	MILLER	23.925	7	10	RADLEY	59.649	59.649	0.000
8	153	HICKMOTT	35.984	113	ROODT	24.021	8	97	BUNTING	1:00.267	1:00.418	0.151
9	97	BUNTING	36.083	12	MASON	24.031	9	627	MILLER	1:00.320	1:01.022	0.702
10	627	MILLER	36.395	97	BUNTING	24.184	10	153	HICKMOTT	1:00.493	1:01.090	0.597
11	60	NEAL	36.674	916	FREWIN	24.398	11	60	NEAL	1:01.243	1:01.321	0.078
12	916	FREWIN	36.943	153	HICKMOTT	24.509	12	916	FREWIN	1:01.341	1:01.341	0.000
13	888	ELLIOTT	37.278	60	NEAL	24.569	13	113	ROODT	1:01.409	1:01.602	0.193
14	113	ROODT	37.388	122	EGGINTON	24.626	14	888	ELLIOTT	1:02.003	1:02.075	0.072
15	122	EGGINTON	37.518	888	ELLIOTT	24.725	15	122	EGGINTON	1:02.144	1:02.644	0.500
16	138	COOMBS	38.115	138	COOMBS	24.781	16	138	COOMBS	1:02.896	1:02.896	0.000
17	257	LIMPKIN	39.082	28	HOWDLE	25.628	17	28	HOWDLE	1:05.525	1:05.807	0.282
18	28	HOWDLE	39.897	402	FARR	26.305	18	257	LIMPKIN	1:05.635	1:06.440	0.805
19	34	MANSFORD	40.039	75	TUFNALL	26.427	19	402	FARR	1:06.512	1:07.182	0.670
20	402	FARR	40.207	257	LIMPKIN	26.553	20	75	TUFNALL	1:06.760	1:07.243	0.483
21	75	TUFNALL	40.333	34	MANSFORD	26.746	21	34	MANSFORD	1:06.785	1:06.785	0.000
22	29	MORGAN	41.359	52	LOCKE	26.961	22	29	MORGAN	1:08.664	1:08.664	0.000
23	52	LOCKE	41.983	29	MORGAN	27.305	23	52	LOCKE	1:08.944	1:09.041	0.097
24							24	16	KAVANAGH		59.243	

BMCRC - MRO Championships 2024 - Rnd 1 @ Brands Hatch Indy

L&W BMCRC Rookie 600 & 1000

RACE 9 - STATISTICS

Competitors Started 24
Planned Start 2024-03-17 @ 12:40:00.000
Actual Start 2024-03-17 @ 12:34:33.294
Finish Time 2024-03-17 @ 12:46:21.096
Track Length 1.2079mi.
Total Laps 266
Total Distance Covered 321.3135mi.

Session Fastest Lap History

NO	CL	NAME	LAP TIME	TIME OF DAY	LAP	VEHICLE
85	1000	Ben WOOD	58.131	12:36:35.510	2	
85	1000	Ben WOOD	57.714	12:38:31.564	4	

Session Leader History

NO	CL	NAME	FROM LAP	LAPS LED	DISTANCE	VEHICLE
85	1000	Ben WOOD	1	12	14.49 miles	

Flag History

TYPE	TIME OF DAY
GREEN	12:34:33.294
FINISH	12:46:21.096

Flag Statistics

TYPE	COUNT	TOTAL LAPS	TOTAL TIME
Green	1	12	13:10.661
Red	0	0	0.000
Safety Car	0	0	0.000
FCY	0	0	0.000

BMCRC - MRO Championships 2024 - Rnd 1 @ Brands Hatch Indy

L&W BMCRC Rookie 600 & 1000

RACE 9 - STATISTICS

CLASS : 1000

10 Starters

Fastest Lap History

NO	NAME	LAP TIME	TIME OF DAY	LAP	VEHICLE
85	Ben WOOD	58.131	12:36:35.510	2	
85	Ben WOOD	57.714	12:38:31.564	4	

Leader History

NO	NAME	FROM LAP	LAPS LED	DISTANCE	VEHICLE
85	Ben WOOD	1	12	14.49 miles	

BMCRC - MRO Championships 2024 - Rnd 1 @ Brands Hatch Indy

L&W BMCRC Rookie 600 & 1000

RACE 9 - STATISTICS

CLASS : 600

14 Starters

Fastest Lap History

NO	NAME	LAP TIME	TIME OF DAY	LAP	VEHICLE
153	Aaron HICKMOTT	1:02.459	12:37:01.020	2	Kawasaki ZX6R
12	Matty MASON	1:02.042	12:37:02.697	2	Kawasaki ZX6R 636
153	Aaron HICKMOTT	1:01.597	12:38:02.617	3	Kawasaki ZX6R
153	Aaron HICKMOTT	1:01.090	12:39:03.707	4	Kawasaki ZX6R
16	Mark KAVANAGH	1:00.685	12:39:10.433	4	Triumph Daytona
16	Mark KAVANAGH	59.689	12:40:10.122	5	Triumph Daytona
16	Mark KAVANAGH	59.292	12:41:09.414	6	Triumph Daytona
16	Mark KAVANAGH	59.243	12:45:14.827	10	Triumph Daytona

Leader History

NO	NAME	FROM LAP	LAPS LED	DISTANCE	VEHICLE
153	Aaron HICKMOTT	1	6	7.24 miles	Kawasaki ZX6R
12	Matty MASON	7	6	7.24 miles	Kawasaki ZX6R 636

BMCRC - MRO Championships 2024 - Rnd 1 @ Brands Hatch Indy

L&W BMCRC Rookie 600 & 1000

RACE 21 - GRID (10 Laps)



ROW 10	30 155 Eliot SMITH 1:09.041	29 52 Melody LOCKE 1:07.243	28 75 Alex TUFNALL
ROW 9	27 402 Kaine FARR 1:07.182	26 28 Paul HOWDLE 1:05.807	25 138 Paul COOMBS 1:02.896
ROW 8	24 122 James EGGINTON 1:02.644	23 888 Kirt ELLIOTT 1:02.075	22 113 Andries Cornelis ROODT 1:01.602
ROW 7	21 916 Adam FREWIN 1:01.341	20 60 Dean NEAL 1:01.321	19 153 Aaron HICKMOTT 1:01.090
ROW 6	18 97 Jake BUNTING 1:00.418	17 12 Matty MASON 59.557	16 16 Mark KAVANAGH 59.243
ROW 5	15	14	13
ROW 4	12	11	10 29 Luke MORGAN 1:08.664
ROW 3	9 34 Tony MANSFORD 1:06.785	8 257 Ken LIMPKIN 1:06.440	7 627 Dean MILLER 1:01.022
ROW 2	6 666 Nathan THOMPSON 59.712	5 10 Jack RADLEY 59.649	4 101 David HINCH 58.396
ROW 1	3 87 Dan CHAMBERLAIN 58.278	2 14 Alex YIANNI 58.261	1 85 Ben WOOD 57.714
Pole			

These results are provisional until the conclusion of any judicial and technical matters.

Brands Hatch Indy: 1.2079 miles

Clerk Of Course:	Stewards:	Timekeeper:	<i>Craig Smith</i>	
------------------	-----------	-------------	--------------------	--

Results can be found at www.tsl-timing.com

Printed - 12:52 Sunday, 17 March 2024



BMCRC - MRO Championships 2024 - Rnd 1 @ Brands Hatch Indy

L&W BMCRC Rookie 600 & 1000

RACE 21 - CLASSIFICATION

Race Distance: 7 Laps / 8.45 miles



POS	NO	CL	PIC	NAME	ENTRY	LAPS	TIME	GAP	DIFF	MPH	BEST	ON	GRD	↑↓
1	87	1000	1	Dan CHAMBERLAIN	Suzuki GSXR 750 -	7	6:24.272			79.21	52.857	3	3	2
2	14	1000	2	Alex YIANNI	BMW S1000 RR - Airpack 2000 Racing/Almig Compressors	7	6:25.172	0.900	0.900	79.03	53.892	7	2	0
3	666	1000	3	Nathan THOMPSON	BMW S1000RR -	7	6:25.204	0.932	0.032	79.02	53.222	4	6	3
4	627	1000	4	Dean MILLER	Kawasaki ZX10R - Tiny Racing	7	6:26.079	1.807	0.875	78.84	53.675	3	7	3
5	85	1000	5	Ben WOOD	-	7	6:26.256	1.984	0.177	78.80	53.479	4	1	-4
6	10	1000	6	Jack RADLEY	BMW S1000RR -	7	6:27.520	3.248	1.264	78.55	53.748	3	5	-1
7	138	600	1	Paul COOMBS	Triumph 675R DAYTONA -	7	6:41.075	16.803	13.555	75.89	52.667	5	20	13
8	153	600	2	Aaron HICKMOTT	Kawasaki ZX6R -	7	6:41.945	17.673	0.870	75.73	53.224	6	14	6
9	12	600	3	Matty MASON	Kawasaki ZX6R 636 -	7	6:43.509	19.237	1.564	75.43	53.694	4	12	3
10	60	600	4	Dean NEAL	Kawasaki ZX6R 636 - Acute Civil Engineering Ltd	7	6:54.228	29.956	10.719	73.48	55.464	6	15	5
11	888	600	5	Kirt ELLIOTT	Yamaha R6 -	7	6:54.799	30.527	0.571	73.38	55.563	5	18	7
12	97	600	6	Jake BUNTING	Suzuki GSXR 600 -	7	6:56.453	32.181	1.654	73.09	54.965	7	13	1
13	16	600	7	Mark KAVANAGH	Triumph Daytona -	7	6:58.696	34.424	2.243	72.70	55.858	6	11	-2
14	122	600	8	James EGGINTON	Kawasaki ZX6R - Advance Computer Services - www.ACS.c	7	7:03.486	39.214	4.790	71.88	56.387	7	19	5
15	75	600	9	Alex TUFNALL	Kawasaki 636 -	7	7:19.632	55.360	16.146	69.24	58.834	4	23	8
16	916	600	10	Adam FREWIN	Yamaha R6 - Mundo Street food Ibiza	7	7:22.009	57.737	2.377	68.86	58.571	3	16	0
17	257	1000	7	Ken LIMPKIN	Suzuki GSXR 1000 -	7	7:22.780	58.508	0.771	68.74	1:01.561	6	8	-9
18	402	600	11	Kaine FARR	Suzuki GSXR -	6	6:22.686	1 Lap	1 Lap	68.18	58.009	6	22	4
19	28	600	12	Paul HOWDLE	Yamaha R6 -	6	6:22.977	1 Lap	0.291	68.12	57.799	5	21	2
20	29	1000	8	Luke MORGAN	Suzuki GSXR 750 -	6	6:46.600	1 Lap	23.623	64.17	1:05.052	6	10	-10
21	52	600	13	Melody LOCKE	Triumph Daytona 675 -	6	6:47.433	1 Lap	0.833	64.03	1:02.530	3	24	3
22	34	1000	9	Tony MANSFORD	Aprilia RSV4 -	6	6:48.184	1 Lap	0.751	63.92	1:05.574	6	9	-13

NOT CLASSIFIED

DNF	113	600		Andries Cornelis ROODT	Yamaha R6 - Carter Thorne Carpets and flooring 2018 ltd	5	5:10.605	2 Laps	1 Lap	70.00	56.841	3	17	
-----	-----	-----	--	------------------------	---	---	----------	--------	-------	-------	--------	---	----	--

FASTEST LAP

138	600			Paul COOMBS	Triumph 675R DAYTONA -	5	52.667			82.56 mph		132.88 kph		
87	1000			Dan CHAMBERLAIN	Suzuki GSXR 750 -	3	52.857			82.27 mph		132.40 kph		

Comments:

Class 1000 - 92.5% of Race Speed = 73.26 mph

Class 600 - 92.5% of Race Speed = 70.19 mph

Weather / Track : Cloudy / Dry

These results are provisional until the conclusion of any judicial and technical matters.

Date: 17/03/2024 Start: 16:36 Finish: 16:42

Brands Hatch Indy: 1.2079 miles

Clerk Of Course:	Stewards:	Timekeeper:	<i>Craig Smith</i>	
------------------	-----------	-------------	--------------------	--

Results can be found at www.tsl-timing.com

Printed - 16:44 Sunday, 17 March 2024



BMCRC - MRO Championships 2024 - Rnd 1 @ Brands Hatch Indy

L&W BMCRC Rookie 600 & 1000

RACE 21 - LAP CHART

LAP 1 @ 16:37:20.107

NO	BEHIND	LAP TIME
14		59.187
87	0.069	59.256
10	1.793	1:00.980
627	2.741	1:01.928
85	3.048	1:02.235
666	4.165	1:03.352
257	9.961	1:09.148
34	14.924	1:14.111
29	15.436	1:14.623
12	17.144	1:16.331
153	17.244	1:16.431
138	18.748	1:17.935
60	18.791	1:17.978
16	19.143	1:18.330
97	19.828	1:19.015
888	19.963	1:19.150
122	21.033	1:20.220
113	21.527	1:20.714
75	24.055	1:23.242
916	24.654	1:23.841
402	24.990	1:24.177
28	25.246	1:24.433
52	26.948	1:26.135

LAP 2 @ 16:38:13.367

NO	BEHIND	LAP TIME
87		53.191
14	2.007	55.267
10	2.910	54.377
627	4.142	54.661
85	4.700	54.912
666	5.573	54.668
12	19.442	55.558
153	20.391	56.407
138	20.660	55.172
257	20.887	1:04.186
60	22.565	57.034
888	22.946	56.243
16	24.074	58.191
97	24.680	58.112
122	26.005	58.232
113	26.742	58.475
34	30.037	1:08.373
29	30.240	1:08.064
75	30.797	1:00.002
916	30.937	59.543
402	32.323	1:00.593
28	32.427	1:00.441
52	36.671	1:02.983

LAP 3 @ 16:39:06.224

NO	BEHIND	LAP TIME
87		52.857
14	3.214	54.064
10	3.801	53.748
627	4.960	53.675
85	5.426	53.583
666	6.041	53.325
12	21.314	54.729
138	21.399	53.596
153	21.739	54.205
60	25.749	56.041

888	26.547	56.458
16	28.546	57.329
97	29.318	57.495
257	29.654	1:01.624
122	30.481	57.333
113	30.726	56.841
916	36.651	58.571
75	36.835	58.895
402	41.762	1:02.296
28	43.501	1:03.931
29	44.820	1:07.437
34	45.018	1:07.838
52	46.344	1:02.530

LAP 4 @ 16:39:59.721

NO	BEHIND	LAP TIME
87		53.497
14	3.743	54.026
10	4.409	54.105
627	5.184	53.721
85	5.408	53.479
666	5.766	53.222
138	20.910	53.008
12	21.511	53.694
153	22.262	54.020
60	28.476	56.224
888	28.686	55.636
16	31.832	56.783
97	32.133	56.312
122	34.466	57.482
113	34.591	57.362
257	38.472	1:02.315
75	42.172	58.834
916	44.094	1:00.940
402	47.456	59.191
28	48.315	58.311

LAP 5 @ 16:40:55.025

NO	BEHIND	LAP TIME
87		55.304
29	1 Lap	1:06.245
14	2.604	54.165
52	1 Lap	1:05.144
34	1 Lap	1:06.653
10	3.452	54.347
627	3.700	53.820
85	3.854	53.750
666	4.321	53.859
138	18.273	52.667
12	19.985	53.778
153	20.439	53.481
60	28.848	55.676
888	28.945	55.563
97	32.363	55.534
16	32.734	56.206
122	36.260	57.098
113	36.500	57.213
257	44.886	1:01.718
75	46.256	59.388
916	48.394	59.604
402	50.572	58.420
28	50.810	57.799

LAP 6 @ 16:41:49.800

NO	BEHIND	LAP TIME
87		54.775
14	2.400	54.571
10	2.724	54.047
666	3.086	53.540
627	3.391	54.466
85	3.781	54.702
29	1 Lap	1:05.179
52	1 Lap	1:05.239
34	1 Lap	1:05.635
138	16.306	52.808
153	18.888	53.224
12	19.542	54.332
60	29.537	55.464
888	29.833	55.663
97	32.608	55.020
16	33.817	55.858
122	38.219	56.734
75	51.196	59.715
257	51.672	1:01.561
916	52.935	59.316
402	53.806	58.009
28	54.097	58.062

LAP 7 @ 16:42:45.192

NO	BEHIND	LAP TIME
87		55.392
14	0.900	53.892
666	0.932	53.238
627	1.807	53.808
85	1.984	53.595
10	3.248	55.916
138	16.803	55.889
153	17.673	54.177
12	19.237	55.087
29	1 Lap	1:05.052
52	1 Lap	1:05.402
34	1 Lap	1:05.574
60	29.956	55.811
888	30.527	56.086
97	32.181	54.965
16	34.424	55.999
122	39.214	56.387
75	55.360	59.556
916	57.737	1:00.194
257	58.508	1:02.228

BMCRC - MRO Championships 2024 - Rnd 1 @ Brands Hatch Indy

L&W BMCRC Rookie 600 & 1000

RACE 21 - POSITION CHART

No	Name	Lap Pos								
			1	2	3	4	5	6	7	
85	WOOD	1	14	87	87	87	87	87	87	87
14	YIANNI	2	87	14	14	14	14	14	14	14
87	CHAMBERLAIN	3	10	10	10	10	10	10	10	666
10	RADLEY	4	627	627	627	627	627	666	627	
666	THOMPSON	5	85	85	85	85	85	627	85	
627	MILLER	6	666	666	666	666	666	85	10	
257	LIMPKIN	7	257	12	12	138	138	138	138	
34	MANSFORD	8	34	153	138	12	12	153	153	
29	MORGAN	9	29	138	153	153	153	12	12	
16	KAVANAGH	10	12	257	60	60	60	60	60	
12	MASON	11	153	60	888	888	888	888	888	
97	BUNTING	12	138	888	16	16	97	97	97	
153	HICKMOTT	13	60	16	97	97	16	16	16	
60	NEAL	14	16	97	257	122	122	122	122	
916	FREWIN	15	97	122	122	113	113	75	75	
113	ROODT	16	888	113	113	257	257	257	916	
888	ELLIOTT	17	122	34	916	75	75	916	257	
122	EGGINTON	18	113	29	75	916	916	402		
138	COOMBS	19	75	75	402	402	402	28		
28	HOWDLE	20	916	916	28	28	28	29		
402	FARR	21	402	402	29	29	29	52		
75	TUFNALL	22	28	28	34	52	52	34		
52	LOCKE	23	52	52	52	34	34			

BMCRC - MRO Championships 2024 - Rnd 1 @ Brands Hatch Indy

L&W BMCRC Rookie 600 & 1000

RACE 21 - SECTOR ANALYSIS



SECTOR 1 = FL to I1, SECTOR 2 = I1 to FL, DIFF = Difference To Personal Best Lap, P = Crossed Finish Line in Pit Lane, D = Time Disallowed

P1 87 1000 Dan CHAMBERLAIN		Suzuki GSXR 750 -				
IDEAL LAP TIME : 52.544		BEST LAP TIME : 52.857				
		DIFFERENCE : 0.313				
LAP	SECTOR 1	SECTOR 2	LAP TIME	MPH	DIFF	TIME OF DAY
1 -		21.320	59.256	73.38	6.399	16:37:20.176
2 -	32.455	20.736	53.191 (2)	81.75	0.334	16:38:13.367
3 -	31.808	21.049	52.857 (1)	82.27		16:39:06.224
4 -	32.444	21.053	53.497 (3)	81.28	0.640	16:39:59.721
5 -	32.888	22.416	55.304	78.63	2.447	16:40:55.025
6 -	33.184	21.591	54.775	79.39	1.918	16:41:49.800
7 -	32.926	22.466	55.392	78.50	2.535	16:42:45.192

P2 14 1000 Alex YIANNI		BMW S1000 RR - Airpack 2000 Racing/Almig Compressors				
IDEAL LAP TIME : 53.381		BEST LAP TIME : 53.892				
		DIFFERENCE : 0.511				
LAP	SECTOR 1	SECTOR 2	LAP TIME	MPH	DIFF	TIME OF DAY
1 -		20.984	59.187	73.47	5.295	16:37:20.107
2 -	34.035	21.232	55.267	78.68	1.375	16:38:15.374
3 -	32.835	21.229	54.064 (3)	80.43	0.172	16:39:09.438
4 -	32.634	21.392	54.026 (2)	80.49	0.134	16:40:03.464
5 -	32.799	21.366	54.165	80.28	0.273	16:40:57.629
6 -	32.984	21.587	54.571	79.68	0.679	16:41:52.200
7 -	33.145	20.747	53.892 (1)	80.69		16:42:46.092

P3 666 1000 Nathan THOMPSON		BMW S1000RR -				
IDEAL LAP TIME : 52.910		BEST LAP TIME : 53.222				
		DIFFERENCE : 0.312				
LAP	SECTOR 1	SECTOR 2	LAP TIME	MPH	DIFF	TIME OF DAY
1 -		22.260	1:03.352	68.64	10.130	16:37:24.272
2 -	33.157	21.511	54.668	79.54	1.446	16:38:18.940
3 -	32.144	21.181	53.325 (3)	81.54	0.103	16:39:12.265
4 -	32.214	21.008	53.222 (1)	81.70		16:40:05.487
5 -	32.318	21.541	53.859	80.74	0.637	16:40:59.346
6 -	32.466	21.074	53.540	81.22	0.318	16:41:52.886
7 -	31.902	21.336	53.238 (2)	81.68	0.016	16:42:46.124

P4 627 1000 Dean MILLER		Kawasaki ZX10R - Tiny Racing				
IDEAL LAP TIME : 53.076		BEST LAP TIME : 53.675				
		DIFFERENCE : 0.599				
LAP	SECTOR 1	SECTOR 2	LAP TIME	MPH	DIFF	TIME OF DAY
1 -		22.323	1:01.928	70.22	8.253	16:37:22.848
2 -	33.307	21.354	54.661	79.55	0.986	16:38:17.509
3 -	32.625	21.050	53.675 (1)	81.01		16:39:11.184
4 -	32.200	21.521	53.721 (2)	80.94	0.046	16:40:04.905
5 -	32.542	21.278	53.820	80.79	0.145	16:40:58.725
6 -	33.590	20.876	54.466	79.84	0.791	16:41:53.191
7 -	32.382	21.426	53.808 (3)	80.81	0.133	16:42:46.999

P5 85 1000 Ben WOOD		-				
IDEAL LAP TIME : 53.146		BEST LAP TIME : 53.479				
		DIFFERENCE : 0.333				
LAP	SECTOR 1	SECTOR 2	LAP TIME	MPH	DIFF	TIME OF DAY
1 -		22.596	1:02.235	69.87	8.756	16:37:23.155
2 -	33.427	21.485	54.912	79.19	1.433	16:38:18.067
3 -	32.465	21.118	53.583 (2)	81.15	0.104	16:39:11.650
4 -	32.128	21.351	53.479 (1)	81.31		16:40:05.129
5 -	32.592	21.158	53.750	80.90	0.271	16:40:58.879
6 -	33.684	21.018	54.702	79.49	1.223	16:41:53.581
7 -	32.305	21.290	53.595 (3)	81.13	0.116	16:42:47.176

BMCRC - MRO Championships 2024 - Rnd 1 @ Brands Hatch Indy

L&W BMCRC Rookie 600 & 1000

RACE 21 - SECTOR ANALYSIS



SECTOR 1 = FL to I1, SECTOR 2 = I1 to FL, DIFF = Difference To Personal Best Lap, P = Crossed Finish Line in Pit Lane, D = Time Disallowed

P6		10 1000		Jack RADLEY		BMW S1000RR -	
IDEAL LAP TIME : 53.748		BEST LAP TIME : 53.748		DIFFERENCE : 0.000			
LAP	SECTOR 1	SECTOR 2	LAP TIME	MPH	DIFF	TIME OF DAY	
1 -		21.991	1:00.980	71.31	7.232	16:37:21.900	
2 -	32.998	21.379	54.377	79.97	0.629	16:38:16.277	
3 -	32.445	21.303	53.748 (1)	80.90		16:39:10.025	
4 -	32.694	21.411	54.105 (3)	80.37	0.357	16:40:04.130	
5 -	32.735	21.612	54.347	80.01	0.599	16:40:58.477	
6 -	32.738	21.309	54.047 (2)	80.45	0.299	16:41:52.524	
7 -	33.844	22.072	55.916	77.77	2.168	16:42:48.440	

P7		138 600		Paul COOMBS		Triumph 675R DAYTONA -	
IDEAL LAP TIME : 52.667		BEST LAP TIME : 52.667		DIFFERENCE : 0.000			
LAP	SECTOR 1	SECTOR 2	LAP TIME	MPH	DIFF	TIME OF DAY	
1 -		22.180	1:17.935	55.79	25.268	16:37:38.855	
2 -	33.255	21.917	55.172	78.81	2.505	16:38:34.027	
3 -	32.266	21.330	53.596	81.13	0.929	16:39:27.623	
4 -	31.987	21.021	53.008 (3)	82.03	0.341	16:40:20.631	
5 -	31.706	20.961	52.667 (1)	82.56		16:41:13.298	
6 -	31.830	20.978	52.808 (2)	82.34	0.141	16:42:06.106	
7 -	34.214	21.675	55.889	77.80	3.222	16:43:01.995	

P8		153 600		Aaron HICKMOTT		Kawasaki ZX6R -	
IDEAL LAP TIME : 53.165		BEST LAP TIME : 53.224		DIFFERENCE : 0.059			
LAP	SECTOR 1	SECTOR 2	LAP TIME	MPH	DIFF	TIME OF DAY	
1 -		21.641	1:16.431	56.89	23.207	16:37:37.351	
2 -	34.618	21.789	56.407	77.09	3.183	16:38:33.758	
3 -	32.911	21.294	54.205	80.22	0.981	16:39:27.963	
4 -	32.805	21.215	54.020 (3)	80.49	0.796	16:40:21.983	
5 -	32.412	21.069	53.481 (2)	81.31	0.257	16:41:15.464	
6 -	32.096	21.128	53.224 (1)	81.70		16:42:08.688	
7 -	32.826	21.351	54.177	80.26	0.953	16:43:02.865	

P9		12 600		Matty MASON		Kawasaki ZX6R 636 -	
IDEAL LAP TIME : 53.443		BEST LAP TIME : 53.694		DIFFERENCE : 0.251			
LAP	SECTOR 1	SECTOR 2	LAP TIME	MPH	DIFF	TIME OF DAY	
1 -		21.970	1:16.331	56.97	22.637	16:37:37.251	
2 -	33.789	21.769	55.558	78.27	1.864	16:38:32.809	
3 -	32.846	21.883	54.729	79.45	1.035	16:39:27.538	
4 -	32.417	21.277	53.694 (1)	80.98		16:40:21.232	
5 -	32.305	21.473	53.778 (2)	80.86	0.084	16:41:15.010	
6 -	33.194	21.138	54.332 (3)	80.03	0.638	16:42:09.342	
7 -	33.219	21.868	55.087	78.94	1.393	16:43:04.429	

P10		60 600		Dean NEAL		Kawasaki ZX6R 636 - Acute Civil Engineering Ltd	
IDEAL LAP TIME : 55.213		BEST LAP TIME : 55.464		DIFFERENCE : 0.251			
LAP	SECTOR 1	SECTOR 2	LAP TIME	MPH	DIFF	TIME OF DAY	
1 -		22.403	1:17.978	55.76	22.514	16:37:38.898	
2 -	34.839	22.195	57.034	76.24	1.570	16:38:35.932	
3 -	34.121	21.920	56.041	77.59	0.577	16:39:31.973	
4 -	33.987	22.237	56.224	77.34	0.760	16:40:28.197	
5 -	33.370	22.306	55.676 (2)	78.10	0.212	16:41:23.873	
6 -	33.499	21.965	55.464 (1)	78.40		16:42:19.337	
7 -	33.293	22.518	55.811 (3)	77.91	0.347	16:43:15.148	

BMCRC - MRO Championships 2024 - Rnd 1 @ Brands Hatch Indy

L&W BMCRC Rookie 600 & 1000

RACE 21 - SECTOR ANALYSIS



SECTOR 1 = FL to I1, SECTOR 2 = I1 to FL, DIFF = Difference To Personal Best Lap, P = Crossed Finish Line in Pit Lane, D = Time Disallowed

P11 888 600		Kirt ELLIOTT		Yamaha R6 -		
IDEAL LAP TIME : 55.412		BEST LAP TIME : 55.563		DIFFERENCE : 0.151		
LAP	SECTOR 1	SECTOR 2	LAP TIME	MPH	DIFF	TIME OF DAY
1 -		22.417	1:19.150	54.94	23.587	16:37:40.070
2 -	34.179	22.064	56.243	77.31	0.680	16:38:36.313
3 -	34.372	22.086	56.458	77.02	0.895	16:39:32.771
4 -	33.704	21.932	55.636 (2)	78.16	0.073	16:40:28.407
5 -	33.480	22.083	55.563 (1)	78.26		16:41:23.970
6 -	33.623	22.040	55.663 (3)	78.12	0.100	16:42:19.633
7 -	33.544	22.542	56.086	77.53	0.523	16:43:15.719

P12 97 600		Jake BUNTING		Suzuki GSXR 600 -		
IDEAL LAP TIME : 54.964		BEST LAP TIME : 54.965		DIFFERENCE : 0.001		
LAP	SECTOR 1	SECTOR 2	LAP TIME	MPH	DIFF	TIME OF DAY
1 -		22.469	1:19.015	55.03	24.050	16:37:39.935
2 -	35.999	22.113	58.112	74.83	3.147	16:38:38.047
3 -	34.405	23.090	57.495	75.63	2.530	16:39:35.542
4 -	34.030	22.282	56.312	77.22	1.347	16:40:31.854
5 -	33.567	21.967	55.534 (3)	78.30	0.569	16:41:27.388
6 -	33.344	21.676	55.020 (2)	79.03	0.055	16:42:22.408
7 -	33.288	21.677	54.965 (1)	79.11		16:43:17.373

P13 16 600		Mark KAVANAGH		Triumph Daytona -		
IDEAL LAP TIME : 55.641		BEST LAP TIME : 55.858		DIFFERENCE : 0.217		
LAP	SECTOR 1	SECTOR 2	LAP TIME	MPH	DIFF	TIME OF DAY
1 -		22.600	1:18.330	55.51	22.472	16:37:39.250
2 -	36.142	22.049	58.191	74.72	2.333	16:38:37.441
3 -	34.953	22.376	57.329	75.85	1.471	16:39:34.770
4 -	34.569	22.214	56.783	76.58	0.925	16:40:31.553
5 -	33.903	22.303	56.206 (3)	77.36	0.348	16:41:27.759
6 -	34.120	21.738	55.858 (1)	77.85		16:42:23.617
7 -	34.075	21.924	55.999 (2)	77.65	0.141	16:43:19.616

P14 122 600		James EGGINTON		Kawasaki ZX6R - Advance Computer Services - www.ACS.co.uk		
IDEAL LAP TIME : 56.330		BEST LAP TIME : 56.387		DIFFERENCE : 0.057		
LAP	SECTOR 1	SECTOR 2	LAP TIME	MPH	DIFF	TIME OF DAY
1 -		22.665	1:20.220	54.20	23.833	16:37:41.140
2 -	35.426	22.806	58.232	74.67	1.845	16:38:39.372
3 -	34.638	22.695	57.333	75.84	0.946	16:39:36.705
4 -	34.601	22.881	57.482	75.65	1.095	16:40:34.187
5 -	34.717	22.381	57.098 (3)	76.16	0.711	16:41:31.285
6 -	34.215	22.519	56.734 (2)	76.64	0.347	16:42:28.019
7 -	33.949	22.438	56.387 (1)	77.12		16:43:24.406

P15 75 600		Alex TUFNALL		Kawasaki 636 -		
IDEAL LAP TIME : 58.128		BEST LAP TIME : 58.834		DIFFERENCE : 0.706		
LAP	SECTOR 1	SECTOR 2	LAP TIME	MPH	DIFF	TIME OF DAY
1 -		23.859	1:23.242	52.24	24.408	16:37:44.162
2 -	36.368	23.634	1:00.002	72.47	1.168	16:38:44.164
3 -	35.940	22.955	58.895 (2)	73.83	0.061	16:39:43.059
4 -	35.173	23.661	58.834 (1)	73.91		16:40:41.893
5 -	36.053	23.335	59.388 (3)	73.22	0.554	16:41:41.281
6 -	36.143	23.572	59.715	72.82	0.881	16:42:40.996
7 -	35.877	23.679	59.556	73.01	0.722	16:43:40.552

BMCRC - MRO Championships 2024 - Rnd 1 @ Brands Hatch Indy

L&W BMCRC Rookie 600 & 1000

RACE 21 - SECTOR ANALYSIS



SECTOR 1 = FL to I1, SECTOR 2 = I1 to FL, DIFF = Difference To Personal Best Lap, P = Crossed Finish Line in Pit Lane, D = Time Disallowed

P16 916 600 Adam FREWIN		Yamaha R6 - Mundo Street food Ibiza				
IDEAL LAP TIME : 58.571		BEST LAP TIME : 58.571		DIFFERENCE : 0.000		
LAP	SECTOR 1	SECTOR 2	LAP TIME	MPH	DIFF	TIME OF DAY
1 -		23.785	1:23.841	51.86	25.270	16:37:44.761
2 -	35.705	23.838	59.543 (3)	73.03	0.972	16:38:44.304
3 -	35.578	22.993	58.571 (1)	74.24		16:39:42.875
4 -	37.034	23.906	1:00.940	71.35	2.369	16:40:43.815
5 -	36.419	23.185	59.604	72.95	1.033	16:41:43.419
6 -	35.924	23.392	59.316 (2)	73.31	0.745	16:42:42.735
7 -	36.193	24.001	1:00.194	72.24	1.623	16:43:42.929

P17 257 1000 Ken LIMPKIN		Suzuki GSXR 1000 -				
IDEAL LAP TIME : 1:01.152		BEST LAP TIME : 1:01.561		DIFFERENCE : 0.409		
LAP	SECTOR 1	SECTOR 2	LAP TIME	MPH	DIFF	TIME OF DAY
1 -		25.962	1:09.148	62.88	7.587	16:37:30.068
2 -	39.387	24.799	1:04.186	67.75	2.625	16:38:34.254
3 -	37.136	24.488	1:01.624 (2)	70.56	0.063	16:39:35.878
4 -	37.735	24.580	1:02.315	69.78	0.754	16:40:38.193
5 -	37.343	24.375	1:01.718 (3)	70.45	0.157	16:41:39.911
6 -	36.991	24.570	1:01.561 (1)	70.63		16:42:41.472
7 -	38.067	24.161	1:02.228	69.88	0.667	16:43:43.700

P18 402 600 Kaine FARR		Suzuki GSXR -				
IDEAL LAP TIME : 57.636		BEST LAP TIME : 58.009		DIFFERENCE : 0.373		
LAP	SECTOR 1	SECTOR 2	LAP TIME	MPH	DIFF	TIME OF DAY
1 -		24.745	1:24.177	51.66	26.168	16:37:45.097
2 -	36.893	23.700	1:00.593	71.76	2.584	16:38:45.690
3 -	38.393	23.903	1:02.296	69.80	4.287	16:39:47.986
4 -	35.604	23.587	59.191 (3)	73.46	1.182	16:40:47.177
5 -	35.261	23.159	58.420 (2)	74.43	0.411	16:41:45.597
6 -	34.477	23.532	58.009 (1)	74.96		16:42:43.606

P19 28 600 Paul HOWDLE		Yamaha R6 -				
IDEAL LAP TIME : 57.488		BEST LAP TIME : 57.799		DIFFERENCE : 0.311		
LAP	SECTOR 1	SECTOR 2	LAP TIME	MPH	DIFF	TIME OF DAY
1 -		24.295	1:24.433	51.50	26.634	16:37:45.353
2 -	36.750	23.691	1:00.441	71.94	2.642	16:38:45.794
3 -	38.979	24.952	1:03.931	68.02	6.132	16:39:49.725
4 -	35.430	22.881	58.311 (3)	74.57	0.512	16:40:48.036
5 -	34.856	22.943	57.799 (1)	75.23		16:41:45.835
6 -	34.607	23.455	58.062 (2)	74.89	0.263	16:42:43.897

P20 29 1000 Luke MORGAN		Suzuki GSXR 750 -				
IDEAL LAP TIME : 1:04.613		BEST LAP TIME : 1:05.052		DIFFERENCE : 0.439		
LAP	SECTOR 1	SECTOR 2	LAP TIME	MPH	DIFF	TIME OF DAY
1 -		26.718	1:14.623	58.27	9.571	16:37:35.543
2 -	41.653	26.411	1:08.064	63.88	3.012	16:38:43.607
3 -	41.500	25.937	1:07.437	64.48	2.385	16:39:51.044
4 -	40.483	25.762	1:06.245 (3)	65.64	1.193	16:40:57.289
5 -	39.255	25.924	1:05.179 (2)	66.71	0.127	16:42:02.468
6 -	39.694	25.358	1:05.052 (1)	66.84		16:43:07.520

BMCRC - MRO Championships 2024 - Rnd 1 @ Brands Hatch Indy

L&W BMCRC Rookie 600 & 1000

RACE 21 - SECTOR ANALYSIS



SECTOR 1 = FL to I1, SECTOR 2 = I1 to FL, DIFF = Difference To Personal Best Lap, P = Crossed Finish Line in Pit Lane, D = Time Disallowed

P21 52 600 Melody LOCKE		Triumph Daytona 675 -				
IDEAL LAP TIME : 1:02.530		BEST LAP TIME : 1:02.530				
		DIFFERENCE : 0.000				
LAP	SECTOR 1	SECTOR 2	LAP TIME	MPH	DIFF	TIME OF DAY
1 -		24.887	1:26.135	50.48	23.605	16:37:47.055
2 -	38.168	24.815	1:02.983 (2)	69.04	0.453	16:38:50.038
3 -	37.951	24.579	1:02.530 (1)	69.54		16:39:52.568
4 -	39.182	25.962	1:05.144 (3)	66.75	2.614	16:40:57.712
5 -	40.169	25.070	1:05.239	66.65	2.709	16:42:02.951
6 -	39.805	25.597	1:05.402	66.49	2.872	16:43:08.353

P22 34 1000 Tony MANSFORD		Aprilia RSV4 -				
IDEAL LAP TIME : 1:05.574		BEST LAP TIME : 1:05.574				
		DIFFERENCE : 0.025				
LAP	SECTOR 1	SECTOR 2	LAP TIME	MPH	DIFF	TIME OF DAY
1 -		26.768	1:14.111	58.67	8.537	16:37:35.031
2 -	41.488	26.885	1:08.373	63.60	2.799	16:38:43.404
3 -	41.050	26.788	1:07.838	64.10	2.264	16:39:51.242
4 -	39.834	26.819	1:06.653 (3)	65.24	1.079	16:40:57.895
5 -	39.552	26.083	1:05.635 (2)	66.25	0.061	16:42:03.530
6 -	39.577	25.997	1:05.574 (1)	66.31		16:43:09.104

P23 113 600 Andries Cornelis ROODT		Yamaha R6 - Carter Thorne Carpets and flooring 2018 ltd				
IDEAL LAP TIME : 56.799		BEST LAP TIME : 56.841				
		DIFFERENCE : 0.042				
LAP	SECTOR 1	SECTOR 2	LAP TIME	MPH	DIFF	TIME OF DAY
1 -		22.966	1:20.714	53.87	23.873	16:37:41.634
2 -	35.391	23.084	58.475	74.36	1.634	16:38:40.109
3 -	34.311	22.530	56.841 (1)	76.50		16:39:36.950
4 -	34.874	22.488	57.362 (3)	75.80	0.521	16:40:34.312
5 -	34.722	22.491	57.213 (2)	76.00	0.372	16:41:31.525

BMCRC - MRO Championships 2024 - Rnd 1 @ Brands Hatch Indy

L&W BMCRC Rookie 600 & 1000

RACE 21 - BEST SECTORS

SECTOR 1			SECTOR 2			IDEAL / BEST COMPARISON						
POS	NO	NAME	TIME	NO	NAME	TIME	POS	NO	NAME	IDEAL	BEST	DIFF
									PERFECT LAP	52.442		
1	138	COOMBS	31.706	87	CHAMBERLAIN	20.736	1	87	CHAMBERLAIN	52.544	52.857	0.313
2	87	CHAMBERLAIN	31.808	14	YIANNI	20.747	2	138	COOMBS	52.667	52.667	0.000
3	666	THOMPSON	31.902	627	MILLER	20.876	3	666	THOMPSON	52.910	53.222	0.312
4	153	HICKMOTT	32.096	138	COOMBS	20.961	4	627	MILLER	53.076	53.675	0.599
5	85	WOOD	32.128	666	THOMPSON	21.008	5	85	WOOD	53.146	53.479	0.333
6	627	MILLER	32.200	85	WOOD	21.018	6	153	HICKMOTT	53.165	53.224	0.059
7	12	MASON	32.305	153	HICKMOTT	21.069	7	14	YIANNI	53.381	53.892	0.511
8	10	RADLEY	32.445	12	MASON	21.138	8	12	MASON	53.443	53.694	0.251
9	14	YIANNI	32.634	10	RADLEY	21.303	9	10	RADLEY	53.748	53.748	0.000
10	97	BUNTING	33.288	97	BUNTING	21.676	10	97	BUNTING	54.964	54.965	0.001
11	60	NEAL	33.293	16	KAVANAGH	21.738	11	60	NEAL	55.213	55.464	0.251
12	888	ELLIOTT	33.480	60	NEAL	21.920	12	888	ELLIOTT	55.412	55.563	0.151
13	16	KAVANAGH	33.903	888	ELLIOTT	21.932	13	16	KAVANAGH	55.641	55.858	0.217
14	122	EGGINTON	33.949	122	EGGINTON	22.381	14	122	EGGINTON	56.330	56.387	0.057
15	113	ROODT	34.311	113	ROODT	22.488	15	113	ROODT	56.799	56.841	0.042
16	402	FARR	34.477	28	HOWDLE	22.881	16	28	HOWDLE	57.488	57.799	0.311
17	28	HOWDLE	34.607	75	TUFNALL	22.955	17	402	FARR	57.636	58.009	0.373
18	75	TUFNALL	35.173	916	FREWIN	22.993	18	75	TUFNALL	58.128	58.834	0.706
19	916	FREWIN	35.578	402	FARR	23.159	19	916	FREWIN	58.571	58.571	0.000
20	257	LIMPKIN	36.991	257	LIMPKIN	24.161	20	257	LIMPKIN	1:01.152	1:01.561	0.409
21	52	LOCKE	37.951	52	LOCKE	24.579	21	52	LOCKE	1:02.530	1:02.530	0.000
22	29	MORGAN	39.255	29	MORGAN	25.358	22	29	MORGAN	1:04.613	1:05.052	0.439
23	34	MANSFORD	39.552	34	MANSFORD	25.997	23	34	MANSFORD	1:05.549	1:05.574	0.025

BMCRC - MRO Championships 2024 - Rnd 1 @ Brands Hatch Indy

L&W BMCRC Rookie 600 & 1000

RACE 21 - STATISTICS

Competitors Started 23
Planned Start 2024-03-17 @ 16:40:00.000
Actual Start 2024-03-17 @ 16:36:20.919
Finish Time 2024-03-17 @ 16:42:43.605
Track Length 1.2079mi.
Total Laps 154
Total Distance Covered 186.0236mi.

Session Fastest Lap History

NO	CL	NAME	LAP TIME	TIME OF DAY	LAP	VEHICLE
87	1000	Dan CHAMBERLAIN	53.191	16:38:13.376	2	Suzuki GSXR 750
87	1000	Dan CHAMBERLAIN	52.857	16:39:06.233	3	Suzuki GSXR 750
138	600	Paul COOMBS	52.667	16:41:13.310	5	Triumph 675R DAYTONA

Session Leader History

NO	CL	NAME	FROM LAP	LAPS LED	DISTANCE	VEHICLE
14	1000	Alex YIANNI	1	1	1.20 miles	BMW S1000 RR
87	1000	Dan CHAMBERLAIN	2	6	7.24 miles	Suzuki GSXR 750

Flag History

TYPE	TIME OF DAY
GREEN	16:36:20.919
FINISH	16:42:43.605

Flag Statistics

TYPE	COUNT	TOTAL LAPS	TOTAL TIME
Green	1	7	7:47.001
Red	0	0	0.000
Safety Car	0	0	0.000
FCY	0	0	0.000

BMCRC - MRO Championships 2024 - Rnd 1 @ Brands Hatch Indy

L&W BMCRC Rookie 600 & 1000

RACE 21 - STATISTICS

CLASS : 1000

9 Starters

Fastest Lap History

NO	NAME	LAP TIME	TIME OF DAY	LAP	VEHICLE
87	Dan CHAMBERLAIN	53.191	16:38:13.376	2	Suzuki GSXR 750
87	Dan CHAMBERLAIN	52.857	16:39:06.233	3	Suzuki GSXR 750

Leader History

NO	NAME	FROM LAP	LAPS LED	DISTANCE	VEHICLE
14	Alex YIANNI	1	1	1.20 miles	BMW S1000 RR
87	Dan CHAMBERLAIN	2	6	7.24 miles	Suzuki GSXR 750

BMCRC - MRO Championships 2024 - Rnd 1 @ Brands Hatch Indy

L&W BMCRC Rookie 600 & 1000

RACE 21 - STATISTICS

CLASS : 600

14 Starters

Fastest Lap History

NO	NAME	LAP TIME	TIME OF DAY	LAP	VEHICLE
12	Matty MASON	55.558	16:38:32.831	2	Kawasaki ZX6R 636
138	Paul COOMBS	55.172	16:38:34.038	2	Triumph 675R DAYTONA
12	Matty MASON	54.729	16:39:27.561	3	Kawasaki ZX6R 636
138	Paul COOMBS	53.596	16:39:27.634	3	Triumph 675R DAYTONA
138	Paul COOMBS	53.008	16:40:20.642	4	Triumph 675R DAYTONA
138	Paul COOMBS	52.667	16:41:13.310	5	Triumph 675R DAYTONA

Leader History

NO	NAME	FROM LAP	LAPS LED	DISTANCE	VEHICLE
12	Matty MASON	1	3	3.62 miles	Kawasaki ZX6R 636
138	Paul COOMBS	4	4	4.83 miles	Triumph 675R DAYTONA



PROPERLY PROTECTED BMCRC ROOKIE MINITWINS



BMCRC-MRO Championships - Round 1
Brands Hatch Indy
16th / 17th March 2024



Timing & Results Provided by Timing Solutions Ltd

www.tsl-timing.com



BrandsHatch

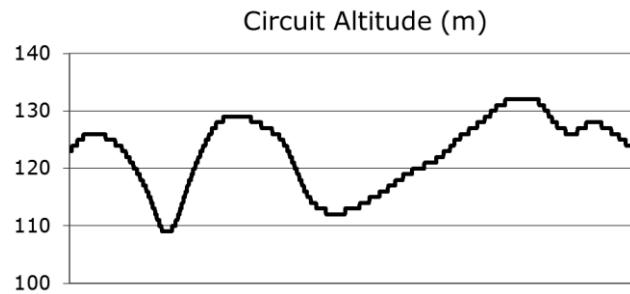
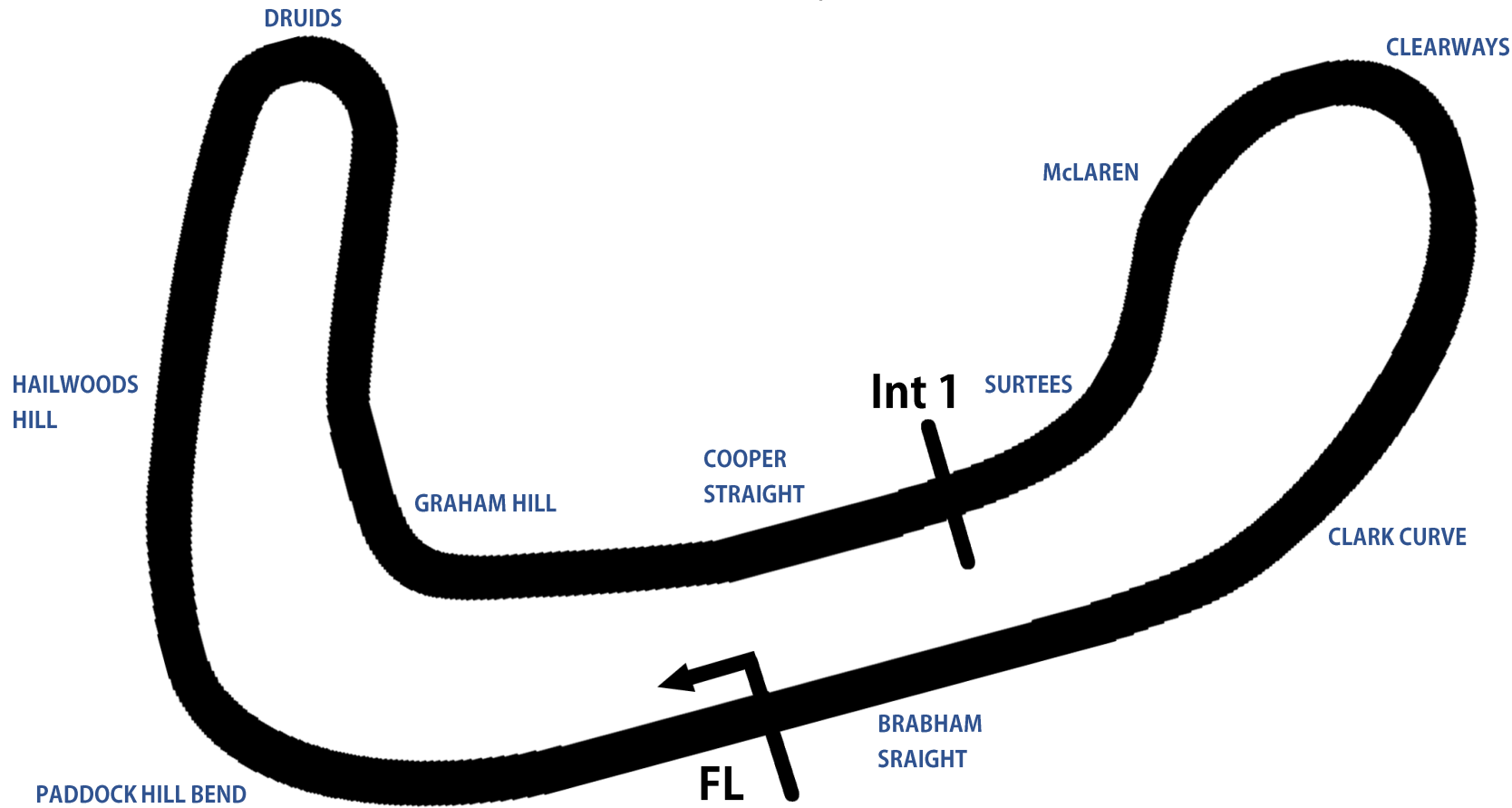
Brands Hatch Indy Circuit

Fawkham, Longfield, Kent, UK



SPORTS TIMING

TIMING SOLUTIONS LTD



Length	1.2079 miles 1.944 km 1944.0 m		
FL		51.36032 N	0.26032 E
Int 1	1112m	51.35934 N	0.25955 E
Pit Entry	1669m	51.35911 N	0.25743 E
Pit Exit	26m after FL	51.36017 N	0.26051 E
Pit Entry - Pit Exit	277m, 19.9s @ 50kph, 16.6s @ 60kph		

BMCRC - MRO Championships 2024 - Rnd 1 @ Brands Hatch Indy

MRO Minitwins & BMCRC Rookie Minitwins

QUALIFYING - CLASSIFICATION

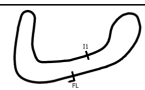
POS	NO	CL	PIC	NAME	ENTRY	TIME	ON	LAPS	GAP	DIFF	MPH
1	22		1	Darren DOWDS	Suzuki SV650 - Sublime Dsg Ltd	53.545	8	11			81.21
2	333		2	David LINDEMANN	Suzuki SV650 - Giraffe Decorators	53.994	5	10	0.449	0.449	80.53
3	81		3	Malvern MAY	Suzuki SV650 - IMP racing	54.462	8	10	0.917	0.468	79.84
4	1		4	David TWYFORD	Suzuki SV650 - IMP Racing, MHP, RODOC	55.737	4	6	2.192	1.275	78.02
5	15		5	James SVENSEN	Suzuki SV650S - Team TSR	55.934	10	10	2.389	0.197	77.74
6	74		6	Daniel BLACK	Suzuki SV650 - DAD	56.008	8	10	2.463	0.074	77.64
7	19		7	Kevin LILLEY	Suzuki SV650 - Trafalgar Cleaning Eqpt. / Steve Jordar	56.161	6	11	2.616	0.153	77.43
8	34		8	Andrew JOHNSON	Suzuki SV650 - Rose & Charlie Racing	56.191	6	10	2.646	0.030	77.38
9	21		9	Toby FINNIS	Suzuki SV650 - NOKA RACING - PRIME/TWT	56.277	9	10	2.732	0.086	77.27
10	9		10	Thomas BEDFORD	Suzuki SV650 - AWO Recycling Ltd	56.341	10	10	2.796	0.064	77.18
11	45		11	Terence QUINCE	Suzuki SV650 - K&Q, HM Racing, Titan-x	56.366	7	11	2.821	0.025	77.14
12	27		12	Jack BETTIS	Suzuki SV650 - NB Toolmaking	56.633	10	10	3.088	0.267	76.78
13	281		13	Lee HEALEY	Suzuki SV650 - F-TECH FIRE & ELECTRICAL LTD	56.755	9	10	3.210	0.122	76.62
14	888		14	Brandon WRIGHT	Suzuki SV650 - 888 Vapour	56.991	9	10	3.446	0.236	76.30
15	166	RMT	1	Ben KING	Suzuki SV650 -	57.215	7	10	3.670	0.224	76.00
16	3		15	Oliver ARBON	Suzuki SV650 - TT Plumbing and Heating	57.493	8	9	3.948	0.278	75.63
17	30	RMT	2	David LUFF	Suzuki SV650 -	57.604	4	5	4.059	0.111	75.49
18	237	RMT	3	Tim WOOD	Suzuki SV650S - OJ Racing	57.800	6	10	4.255	0.196	75.23
19	293		16	Leigh SMITH	Suzuki SV650 - Smiths Mechanical Support	57.938	8	9	4.393	0.138	75.05
20	115		17	Brian MAHER	Suzuki SV650 -	58.207	3	4	4.662	0.269	74.70
21	181		18	Neil CONNELL	Suzuki SV650 - Helite Air Vests	58.664	3	5	5.119	0.457	74.12
22	153		19	Kristian JOHNSON	Suzuki SV650 - Eden Mobility	58.689	5	8	5.144	0.025	74.09
23	46	RMT	4	Richard HODGES	Suzuki SV650 -	58.972	7	9	5.427	0.283	73.74
24	67		20	Simon HARVEY	Suzuki SV650 - Retirement Fund Racing	59.013	10	10	5.468	0.041	73.68
25	177	RMT	5	Michael HOPKINS	Suzuki SV650 SK1 - MYSELF	59.032	8	9	5.487	0.019	73.66
26	213	RMT	6	Paul WRIGHT	Suzuki SV650 -	59.176	8	9	5.631	0.144	73.48
27	14	RMT	7	George DAVIES	Suzuki SV650 -	59.346	10	10	5.801	0.170	73.27
28	75	RMT	8	Tom SVENSEN	Suzuki SV650 - Team TSR	59.966	10	10	6.421	0.620	72.51
29	444	RMT	9	Brian HARRISON	Suzuki SV650 -	1:00.308	6	6	6.763	0.342	72.10
30	111		21	Freddie BATE	Suzuki SV650 - Hartjay	1:00.767	5	5	7.222	0.459	71.56
31	127		22	Matthew CHAM	Ducati MONSTER 796 -	1:01.173	4	6	7.628	0.406	71.08
32	101	RMT	10	Eddie WAKLEY	Suzuki SV650 -	1:01.384	7	8	7.839	0.211	70.84
33	69		23	Jack GRIFFITHS	Suzuki SV650 -	1:01.387	2	3	7.842	0.003	70.83
34	51		24	Andrew DURANT	Suzuki SV650 -	1:01.799	3	5	8.254	0.412	70.36
35	909	RMT	11	James WOODROFFE	Suzuki SV650 -	1:01.900	9	9	8.355	0.101	70.25
36	122	RMT	12	James EGGINTON	Suzuki SV650 - Advance Computer Services - www.AC	1:01.973	3	4	8.428	0.073	70.16
37	60		25	Justin PRICE	Suzuki SV650 -	1:02.846	4	8	9.301	0.873	69.19
38	35		26	Jay GILBERT	Suzuki SV 650 - Open to offers	1:03.633	3	3	10.088	0.787	68.33
39	17	RMT	13	Alex BUCHANAN	Suzuki SV650 - Novus	1:05.060	9	9	11.515	1.427	66.83
40	16	RMT	14	Adam FREWIN	Suzuki SV650 - Mundo Street food Ibiza	1:05.717	2	3	12.172	0.657	66.17
41	251	RMT	15	Craig FERRIS	Suzuki SV650 -	1:06.188	3	5	12.643	0.471	65.70
42	41	RMT	16	Robert ROGERS	Suzuki SV650 -	1:06.431	8	9	12.886	0.243	65.46
43	8		27	Stuart ALBON	Suzuki SV650 - Winter Sun Skydiving	1:10.160	3	6	16.615	3.729	61.98
44	11	RMT	17	Marcus LAWLER	Suzuki SV650 -	1:23.492	4	7	29.947	13.332	52.08

Weather / Track : Cloudy / Dry

Date: 16/03/2024 Start: 09:13 Finish: 09:23

These results are provisional until the conclusion of any judicial and technical matters.

Brands Hatch Indy: 1.2079 miles

Clerk Of Course:	Stewards:	Timekeeper:	
		<i>Craig Smith</i>	

Results can be found at www.tsl-timing.com

Printed - 09:24 Saturday, 16 March 2024

BMCRC - MRO Championships 2024 - Rnd 1 @ Brands Hatch Indy

MRO Minitwins & BMCRC Rookie Minitwins

QUALIFYING - SECTOR ANALYSIS



SECTOR 1 = FL to I1, SECTOR 2 = I1 to FL, DIFF = Difference To Personal Best Lap, P = Crossed Finish Line in Pit Lane, D = Time Disallowed

P1 22		Darren DOWDS		Suzuki SV650 - Sublime Dsg Ltd			
IDEAL LAP TIME : 53.545		BEST LAP TIME : 53.545		DIFFERENCE : 0.000			
LAP	SECTOR 1	SECTOR 2	LAP TIME	MPH	DIFF	TIME OF DAY	
1 -	36.756	23.452	1:00.208	72.22	6.663	09:14:33.748	
2 -	33.388	22.362	55.750	78.00	2.205	09:15:29.498	
3 -	33.671	22.614	56.285	77.26	2.740	09:16:25.783	
4 -	33.615	25.821	59.436	73.16	5.891	09:17:25.219	
5 -	34.965	23.172	58.137	74.79	4.592	09:18:23.356	
6 -	33.265	22.133	55.398	78.49	1.853	09:19:18.754	
7 -	32.356	21.645	54.001 (2)	80.52	0.456	09:20:12.755	
8 -	32.029	21.516	53.545 (1)	81.21		09:21:06.300	
9 -	32.688	21.865	54.553	79.71	1.008	09:22:00.853	
10 -	32.794	22.034	54.828	79.31	1.283	09:22:55.681	
11 -	32.050	22.111	54.161 (3)	80.29	0.616	09:23:49.842	

P2 333		David LINDEMANN		Suzuki SV650 - Giraffe Decorators			
IDEAL LAP TIME : 53.994		BEST LAP TIME : 53.994		DIFFERENCE : 0.000			
LAP	SECTOR 1	SECTOR 2	LAP TIME	MPH	DIFF	TIME OF DAY	
1 -	41.533	23.237	1:04.770	67.13	10.776	09:15:03.174	
2 -	34.469	22.833	57.302	75.88	3.308	09:16:00.476	
3 -	32.546	22.080	54.626	79.60	0.632	09:16:55.102	
4 -	34.255	21.810	56.065	77.56	2.071	09:17:51.167	
5 -	32.424	21.570	53.994 (1)	80.53		09:18:45.161	
6 -	32.477	22.035	54.512 (3)	79.77	0.518	09:19:39.673	
7 -	35.890	21.806	57.696	75.37	3.702	09:20:37.369	
8 -	32.837	21.815	54.652	79.56	0.658	09:21:32.021	
9 -	33.313	22.234	55.547	78.28	1.553	09:22:27.568	
10 -	32.623	21.603	54.226 (2)	80.19	0.232	09:23:21.794	

P3 81		Malvern MAY		Suzuki SV650 - IMP racing			
IDEAL LAP TIME : 54.462		BEST LAP TIME : 54.462		DIFFERENCE : 0.000			
LAP	SECTOR 1	SECTOR 2	LAP TIME	MPH	DIFF	TIME OF DAY	
1 -	40.979	24.167	1:05.146	66.75	10.684	09:14:51.280	
2 -	34.875	24.321	59.196	73.46	4.734	09:15:50.476	
3 -	34.659	23.454	58.113	74.83	3.651	09:16:48.589	
4 -	33.214	22.388	55.602 (2)	78.20	1.140	09:17:44.191	
5 -	32.832	23.160	55.992 (3)	77.66	1.530	09:18:40.183	
6 -	35.752	23.606	59.358	73.26	4.896	09:19:39.541	
7 -	36.034	22.544	58.578	74.23	4.116	09:20:38.119	
8 -	32.455	22.007	54.462 (1)	79.84		09:21:32.581	
9 -	34.114	22.592	56.706	76.68	2.244	09:22:29.287	
10 -	33.427	22.688	56.115	77.49	1.653	09:23:25.402	

P4 1		David TWYFORD		Suzuki SV650 - IMP Racing, MHP, RODOC			
IDEAL LAP TIME : 55.737		BEST LAP TIME : 55.737		DIFFERENCE : 0.000			
LAP	SECTOR 1	SECTOR 2	LAP TIME	MPH	DIFF	TIME OF DAY	
1 -	37.993	24.164	1:02.157	69.96	6.420	09:14:40.534	
2 -	36.469	23.830	1:00.299	72.11	4.562	09:15:40.833	
3 -	34.558	23.269	57.827 (2)	75.20	2.090	09:16:38.660	
4 -	33.484	22.253	55.737 (1)	78.02		09:17:34.397	
5 -	34.882	23.517	58.399 (3)	74.46	2.662	09:18:32.796	
6 -	35.708	26.121	1:01.829	70.33	6.092	09:19:34.625	

BMCRC - MRO Championships 2024 - Rnd 1 @ Brands Hatch Indy

MRO Minitwins & BMCRC Rookie Minitwins

QUALIFYING - SECTOR ANALYSIS



SECTOR 1 = FL to I1, SECTOR 2 = I1 to FL, DIFF = Difference To Personal Best Lap, P = Crossed Finish Line in Pit Lane, D = Time Disallowed

P5 15		James SVENSEN		Suzuki SV650S - Team TSR			
IDEAL LAP TIME : 55.835		BEST LAP TIME : 55.934		DIFFERENCE : 0.099			
LAP	SECTOR 1	SECTOR 2	LAP TIME	MPH	DIFF	TIME OF DAY	
1 -	39.946	23.706	1:03.652	68.31	7.718	09:14:43.626	
2 -	35.287	23.466	58.753	74.01	2.819	09:15:42.379	
3 -	35.021	22.992	58.013	74.95	2.079	09:16:40.392	
4 -	34.751	22.688	57.439	75.70	1.505	09:17:37.831	
5 -	33.911	23.603	57.514	75.60	1.580	09:18:35.345	
6 -	34.577	24.798	59.375	73.23	3.441	09:19:34.720	
7 -	34.313	22.448	56.761	76.61	0.827	09:20:31.481	
8 -	33.751	22.210	55.961 (2)	77.70	0.027	09:21:27.442	
9 -	33.726	22.780	56.506 (3)	76.95	0.572	09:22:23.948	
10 -	33.825	22.109	55.934 (1)	77.74		09:23:19.882	

P6 74		Daniel BLACK		Suzuki SV650 - DAD			
IDEAL LAP TIME : 55.796		BEST LAP TIME : 56.008		DIFFERENCE : 0.212			
LAP	SECTOR 1	SECTOR 2	LAP TIME	MPH	DIFF	TIME OF DAY	
1 -	39.307	24.628	1:03.935	68.01	7.927	09:14:41.898	
2 -	35.390	24.193	59.583	72.98	3.575	09:15:41.481	
3 -	35.554	23.413	58.967	73.74	2.959	09:16:40.448	
4 -	34.253	22.636	56.889	76.44	0.881	09:17:37.337	
5 -	33.771	23.638	57.409	75.74	1.401	09:18:34.746	
6 -	34.056	24.999	59.055	73.63	3.047	09:19:33.801	
7 -	34.083	22.739	56.822 (3)	76.53	0.814	09:20:30.623	
8 -	33.277	22.731	56.008 (1)	77.64		09:21:26.631	
9 -	33.638	23.408	57.046	76.22	1.038	09:22:23.677	
10 -	33.732	22.519	56.251 (2)	77.30	0.243	09:23:19.928	

P7 19		Kevin LILLEY		Suzuki SV650 - Trafalgar Cleaning Eqpt. / Steve Jordan Motorcy			
IDEAL LAP TIME : 55.530		BEST LAP TIME : 56.161		DIFFERENCE : 0.631			
LAP	SECTOR 1	SECTOR 2	LAP TIME	MPH	DIFF	TIME OF DAY	
1 -	36.201	23.297	59.498	73.08	3.337	09:14:34.458	
2 -	34.043	22.341	56.384 (3)	77.12	0.223	09:15:30.842	
3 -	33.619	22.896	56.515	76.94	0.354	09:16:27.357	
4 -	34.080	23.971	58.051	74.91	1.890	09:17:25.408	
5 -	34.911	23.332	58.243	74.66	2.082	09:18:23.651	
6 -	33.189	22.972	56.161 (1)	77.43		09:19:19.812	
7 -	33.966	22.913	56.879	76.45	0.718	09:20:16.691	
8 -	33.473	22.905	56.378 (2)	77.13	0.217	09:21:13.069	
9 -	34.125	23.291	57.416	75.73	1.255	09:22:10.485	
10 -	33.586	23.153	56.739	76.64	0.578	09:23:07.224	
11 -	34.403	23.014	57.417	75.73	1.256	09:24:04.641	

P8 34		Andrew JOHNSON		Suzuki SV650 - Rose & Charlie Racing			
IDEAL LAP TIME : 55.901		BEST LAP TIME : 56.191		DIFFERENCE : 0.290			
LAP	SECTOR 1	SECTOR 2	LAP TIME	MPH	DIFF	TIME OF DAY	
1 -	43.047	25.585	1:08.632	63.36	12.441	09:15:03.263	
2 -	35.754	23.112	58.866	73.87	2.675	09:16:02.129	
3 -	34.887	23.635	58.522	74.30	2.331	09:17:00.651	
4 -	34.978	22.754	57.732	75.32	1.541	09:17:58.383	
5 -	34.998	23.306	58.304	74.58	2.113	09:18:56.687	
6 -	33.498	22.693	56.191 (1)	77.38		09:19:52.878	
7 -	35.447	22.435	57.882	75.12	1.691	09:20:50.760	
8 -	34.035	22.707	56.742 (2)	76.63	0.551	09:21:47.502	
9 -	35.332	22.403	57.735	75.32	1.544	09:22:45.237	
10 -	34.154	23.129	57.283 (3)	75.91	1.092	09:23:42.520	

BMCRC - MRO Championships 2024 - Rnd 1 @ Brands Hatch Indy

MRO Minitwins & BMCRC Rookie Minitwins

QUALIFYING - SECTOR ANALYSIS



SECTOR 1 = FL to I1, SECTOR 2 = I1 to FL, DIFF = Difference To Personal Best Lap, P = Crossed Finish Line in Pit Lane, D = Time Disallowed

P9 21		Toby FINNIS		Suzuki SV650 - NOKA RACING - PRIME/TWT		
IDEAL LAP TIME : 56.181		BEST LAP TIME : 56.277		DIFFERENCE : 0.096		
LAP	SECTOR 1	SECTOR 2	LAP TIME	MPH	DIFF	TIME OF DAY
1 -	OUTLAP	24.258	1:02.611	69.45	6.334	09:15:27.003
2 -	35.640	23.056	58.696	74.08	2.419	09:16:25.699
3 -	34.577	24.620	59.197	73.45	2.920	09:17:24.896
4 -	36.145	23.353	59.498	73.08	3.221	09:18:24.394
5 -	34.667	22.627	57.294	75.89	1.017	09:19:21.688
6 -	35.968	22.751	58.719	74.05	2.442	09:20:20.407
7 -	35.202	23.173	58.375	74.49	2.098	09:21:18.782
8 -	34.198	22.569	56.767 (3)	76.60	0.490	09:22:15.549
9 -	33.829	22.448	56.277 (1)	77.27		09:23:11.826
10 -	33.733	22.980	56.713 (2)	76.67	0.436	09:24:08.539

P10 9		Thomas BEDFORD		Suzuki SV650 - AWO Recycling Ltd		
IDEAL LAP TIME : 56.341		BEST LAP TIME : 56.341		DIFFERENCE : 0.000		
LAP	SECTOR 1	SECTOR 2	LAP TIME	MPH	DIFF	TIME OF DAY
1 -	41.257	25.319	1:06.576	65.31	10.235	09:14:56.346
2 -	35.620	22.879	58.499	74.33	2.158	09:15:54.845
3 -	34.943	23.624	58.567	74.25	2.226	09:16:53.412
4 -	34.999	22.361	57.360	75.81	1.019	09:17:50.772
5 -	34.204	22.411	56.615 (2)	76.81	0.274	09:18:47.387
6 -	34.708	23.114	57.822	75.20	1.481	09:19:45.209
7 -	34.525	23.799	58.324	74.55	1.983	09:20:43.533
8 -	35.150	22.423	57.573	75.53	1.232	09:21:41.106
9 -	34.255	22.911	57.166 (3)	76.06	0.825	09:22:38.272
10 -	34.050	22.291	56.341 (1)	77.18		09:23:34.613

P11 45		Terence QUINCE		Suzuki SV650 - K&Q, HM Racing, Titan-x		
IDEAL LAP TIME : 55.308		BEST LAP TIME : 56.366		DIFFERENCE : 1.058		
LAP	SECTOR 1	SECTOR 2	LAP TIME	MPH	DIFF	TIME OF DAY
1 -	37.636	23.523	1:01.159	71.10	4.793	09:14:36.350
2 -	34.633	22.596	57.229	75.98	0.863	09:15:33.579
3 -	34.594	22.641	57.235	75.97	0.869	09:16:30.814
4 -	34.043	22.521	56.564 (2)	76.87	0.198	09:17:27.378
5 -	35.881	23.017	58.898	73.83	2.532	09:18:26.276
6 -	34.477	23.463	57.940	75.05	1.574	09:19:24.216
7 -	33.765	22.601	56.366 (1)	77.14		09:20:20.582
8 -	36.188	22.722	58.910	73.81	2.544	09:21:19.492
9 -	34.413	22.257	56.670 (3)	76.73	0.304	09:22:16.162
10 -	34.530	22.556	57.086	76.17	0.720	09:23:13.248
11 -	33.051	24.516	57.567	75.53	1.201	09:24:10.815

P12 27		Jack BETTIS		Suzuki SV650 - NB Toolmaking		
IDEAL LAP TIME : 56.265		BEST LAP TIME : 56.633		DIFFERENCE : 0.368		
LAP	SECTOR 1	SECTOR 2	LAP TIME	MPH	DIFF	TIME OF DAY
1 -	39.910	24.549	1:04.459	67.46	7.826	09:14:40.421
2 -	36.159	23.552	59.711	72.82	3.078	09:15:40.132
3 -	35.075	23.368	58.443	74.40	1.810	09:16:38.575
4 -	34.790	23.058	57.848	75.17	1.215	09:17:36.423
5 -	34.916	24.174	59.090	73.59	2.457	09:18:35.513
6 -	34.966	24.578	59.544	73.03	2.911	09:19:35.057
7 -	34.594	22.478	57.072 (2)	76.19	0.439	09:20:32.129
8 -	34.187	23.338	57.525 (3)	75.59	0.892	09:21:29.654
9 -	34.927	22.904	57.831	75.19	1.198	09:22:27.485
10 -	33.787	22.846	56.633 (1)	76.78		09:23:24.118

BMCRC - MRO Championships 2024 - Rnd 1 @ Brands Hatch Indy

MRO Minitwins & BMCRC Rookie Minitwins

QUALIFYING - SECTOR ANALYSIS



SECTOR 1 = FL to I1, SECTOR 2 = I1 to FL, DIFF = Difference To Personal Best Lap, P = Crossed Finish Line in Pit Lane, D = Time Disallowed

P13 281		Lee HEALEY		Suzuki SV650 - F-TECH FIRE & ELECTRICAL LTD			
IDEAL LAP TIME : 56.755		BEST LAP TIME : 56.755		DIFFERENCE : 0.000			
LAP	SECTOR 1	SECTOR 2	LAP TIME	MPH	DIFF	TIME OF DAY	
1 -	41.723	24.394	1:06.117	65.77	9.362	09:14:51.956	
2 -	36.823	24.227	1:01.050	71.23	4.295	09:15:53.006	
3 -	36.169	24.358	1:00.527	71.84	3.772	09:16:53.533	
4 -	36.559	23.888	1:00.447	71.94	3.692	09:17:53.980	
5 -	34.696	22.742	57.438 (2)	75.70	0.683	09:18:51.418	
6 -	34.757	22.730	57.487 (3)	75.64	0.732	09:19:48.905	
7 -	35.186	23.457	58.643	74.15	1.888	09:20:47.548	
8 -	34.654	23.059	57.713	75.34	0.958	09:21:45.261	
9 -	34.217	22.538	56.755 (1)	76.62		09:22:42.016	
10 -	34.929	23.216	58.145	74.78	1.390	09:23:40.161	

P14 888		Brandon WRIGHT		Suzuki SV650 - 888 Vapour			
IDEAL LAP TIME : 56.537		BEST LAP TIME : 56.991		DIFFERENCE : 0.454			
LAP	SECTOR 1	SECTOR 2	LAP TIME	MPH	DIFF	TIME OF DAY	
1 -	41.598	25.343	1:06.941	64.96	9.950	09:14:58.172	
2 -	36.528	23.333	59.861	72.64	2.870	09:15:58.033	
3 -	34.663	23.942	58.605	74.20	1.614	09:16:56.638	
4 -	35.815	23.106	58.921	73.80	1.930	09:17:55.559	
5 -	35.126	24.430	59.556	73.01	2.565	09:18:55.115	
6 -	34.689	22.895	57.584 (3)	75.51	0.593	09:19:52.699	
7 -	35.186	22.668	57.854	75.16	0.863	09:20:50.553	
8 -	35.421	22.734	58.155	74.77	1.164	09:21:48.708	
9 -	34.663	22.328	56.991 (1)	76.30		09:22:45.699	
10 -	34.209	22.946	57.155 (2)	76.08	0.164	09:23:42.854	

P15 166 RMT		Ben KING		Suzuki SV650 -			
IDEAL LAP TIME : 57.014		BEST LAP TIME : 57.215		DIFFERENCE : 0.201			
LAP	SECTOR 1	SECTOR 2	LAP TIME	MPH	DIFF	TIME OF DAY	
1 -	41.113	24.597	1:05.710	66.17	8.495	09:15:02.785	
2 -	35.578	23.531	59.109	73.56	1.894	09:16:01.894	
3 -	34.775	22.855	57.630 (3)	75.45	0.415	09:16:59.524	
4 -	35.793	22.986	58.779	73.98	1.564	09:17:58.303	
5 -	35.812	23.848	59.660	72.88	2.445	09:18:57.963	
6 -	35.785	22.599	58.384	74.48	1.169	09:19:56.347	
7 -	34.789	22.426	57.215 (1)	76.00		09:20:53.562	
8 -	36.934	23.394	1:00.328	72.08	3.113	09:21:53.890	
9 -	34.681	22.734	57.415 (2)	75.73	0.200	09:22:51.305	
10 -	34.588	23.160	57.748	75.30	0.533	09:23:49.053	

P16 3		Oliver ARBON		Suzuki SV650 - TT Plumbing and Heating			
IDEAL LAP TIME : 57.245		BEST LAP TIME : 57.493		DIFFERENCE : 0.248			
LAP	SECTOR 1	SECTOR 2	LAP TIME	MPH	DIFF	TIME OF DAY	
1 -	39.373	24.405	1:03.778	68.18	6.285	09:14:50.397	
2 -	35.289	24.485	59.774	72.75	2.281	09:15:50.171	
3 -	34.826	24.103	58.929	73.79	1.436	09:16:49.100	
4 -	34.745	23.499	58.244 (3)	74.66	0.751	09:17:47.344	
5 -	34.278	23.372	57.650 (2)	75.43	0.157	09:18:44.994	
6 -	35.584	22.967	58.551	74.27	1.058	09:19:43.545	
7 -	35.666	23.341	59.007	73.69	1.514	09:20:42.552	
8 -	34.287	23.206	57.493 (1)	75.63		09:21:40.045	
9 -	35.002	23.446	58.448	74.40	0.955	09:22:38.493	

BMCRC - MRO Championships 2024 - Rnd 1 @ Brands Hatch Indy

MRO Minitwins & BMCRC Rookie Minitwins

QUALIFYING - SECTOR ANALYSIS



SECTOR 1 = FL to I1, SECTOR 2 = I1 to FL, DIFF = Difference To Personal Best Lap, P = Crossed Finish Line in Pit Lane, D = Time Disallowed

P17 30 RMT		David LUFF		Suzuki SV650 -			
IDEAL LAP TIME : 57.520		BEST LAP TIME : 57.604		DIFFERENCE : 0.084			
LAP	SECTOR 1	SECTOR 2	LAP TIME	MPH	DIFF	TIME OF DAY	
1 -	39.882	24.589	1:04.471	67.45	6.867	09:14:42.697	
2 -	35.936	23.651	59.587 (2)	72.97	1.983	09:15:42.284	
3 -	36.174	24.485	1:00.659 (3)	71.68	3.055	09:16:42.943	
4 -	34.715	22.889	57.604 (1)	75.49		09:17:40.547	
5 -	34.631	26.626	1:01.257	70.98	3.653	09:18:41.804	

P18 237 RMT		Tim WOOD		Suzuki SV650S - OJ Racing			
IDEAL LAP TIME : 57.443		BEST LAP TIME : 57.800		DIFFERENCE : 0.357			
LAP	SECTOR 1	SECTOR 2	LAP TIME	MPH	DIFF	TIME OF DAY	
1 -	42.920	25.429	1:08.349	63.62	10.549	09:15:03.663	
2 -	36.611	24.081	1:00.692	71.65	2.892	09:16:04.355	
3 -	35.761	23.798	59.559	73.01	1.759	09:17:03.914	
4 -	36.318	23.707	1:00.025	72.44	2.225	09:18:03.939	
5 -	34.942	23.770	58.712	74.06	0.912	09:19:02.651	
6 -	35.060	22.740	57.800 (1)	75.23		09:20:00.451	
7 -	34.841	25.198	1:00.039	72.42	2.239	09:21:00.490	
8 -	35.394	23.297	58.691	74.09	0.891	09:21:59.181	
9 -	35.512	23.079	58.591 (3)	74.21	0.791	09:22:57.772	
10 -	34.703	23.209	57.912 (2)	75.08	0.112	09:23:55.684	

P19 293		Leigh SMITH		Suzuki SV650 - Smiths Mechanical Support			
IDEAL LAP TIME : 57.852		BEST LAP TIME : 57.938		DIFFERENCE : 0.086			
LAP	SECTOR 1	SECTOR 2	LAP TIME	MPH	DIFF	TIME OF DAY	
1 -	46.238	26.593	1:12.831	59.70	14.893	09:15:15.334	
2 -	38.797	25.416	1:04.213	67.72	6.275	09:16:19.547	
3 -	38.145	25.713	1:03.858	68.09	5.920	09:17:23.405	
4 -	36.558	23.608	1:00.166	72.27	2.228	09:18:23.571	
5 -	37.001	23.664	1:00.665	71.68	2.727	09:19:24.236	
6 -	35.412	22.965	58.377 (2)	74.49	0.439	09:20:22.613	
7 -	35.131	24.164	59.295	73.33	1.357	09:21:21.908	
8 -	34.887	23.051	57.938 (1)	75.05		09:22:19.846	
9 -	35.234	23.716	58.950 (3)	73.76	1.012	09:23:18.796	

P20 115		Brian MAHER		Suzuki SV650 -			
IDEAL LAP TIME : 57.973		BEST LAP TIME : 58.207		DIFFERENCE : 0.234			
LAP	SECTOR 1	SECTOR 2	LAP TIME	MPH	DIFF	TIME OF DAY	
1 -	38.782	24.201	1:02.983	69.04	4.776	09:14:42.434	
2 -	35.191	23.613	58.804 (3)	73.95	0.597	09:15:41.238	
3 -	35.398	22.809	58.207 (1)	74.70		09:16:39.445	
4 -	35.482	22.826	58.308 (2)	74.57	0.101	09:17:37.753	

P21 181		Neil CONNELL		Suzuki SV650 - Helite Air Vests			
IDEAL LAP TIME : 57.966		BEST LAP TIME : 58.664		DIFFERENCE : 0.698			
LAP	SECTOR 1	SECTOR 2	LAP TIME	MPH	DIFF	TIME OF DAY	
1 -	39.488	24.606	1:04.094	67.84	5.430	09:14:58.461	
2 -	35.785	23.448	59.233 (3)	73.41	0.569	09:15:57.694	
3 -	34.518	24.146	58.664 (1)	74.12		09:16:56.358	
4 -	34.897	24.045	58.942 (2)	73.77	0.278	09:17:55.300	
5 -	34.893	27.710	1:02.603	69.46	3.939	09:18:57.903	

BMCRC - MRO Championships 2024 - Rnd 1 @ Brands Hatch Indy

MRO Minitwins & BMCRC Rookie Minitwins

QUALIFYING - SECTOR ANALYSIS



SECTOR 1 = FL to I1, SECTOR 2 = I1 to FL, DIFF = Difference To Personal Best Lap, P = Crossed Finish Line in Pit Lane, D = Time Disallowed

P22 153		Kristian JOHNSON		Suzuki SV650 - Eden Mobility			
IDEAL LAP TIME : 58.689		BEST LAP TIME : 58.689		DIFFERENCE : 0.000			
LAP	SECTOR 1	SECTOR 2	LAP TIME	MPH	DIFF	TIME OF DAY	
1 -	41.494	25.375	1:06.869	65.03	8.180	09:14:51.446	
2 -	36.623	24.310	1:00.933	71.36	2.244	09:15:52.379	
3 -	36.658	24.199	1:00.857	71.45	2.168	09:16:53.236	
4 -	37.247	24.411	1:01.658	70.52	2.969	09:17:54.894	
5 -	35.256	23.433	58.689 (1)	74.09		09:18:53.583	
6 -	35.528	23.483	59.011 (2)	73.69	0.322	09:19:52.594	
7 -	37.009	23.481	1:00.490 (3)	71.88	1.801	09:20:53.084	
8 -	37.139	23.486	1:00.625	71.72	1.936	09:21:53.709	

P23 46 RMT		Richard HODGES		Suzuki SV650 -			
IDEAL LAP TIME : 58.943		BEST LAP TIME : 58.972		DIFFERENCE : 0.029			
LAP	SECTOR 1	SECTOR 2	LAP TIME	MPH	DIFF	TIME OF DAY	
1 -	49.353	29.250	1:18.603	55.32	19.631	09:15:19.512	
2 -	38.196	24.739	1:02.935	69.09	3.963	09:16:22.447	
3 -	39.755	25.040	1:04.795	67.11	5.823	09:17:27.242	
4 -	38.686	23.675	1:02.361	69.73	3.389	09:18:29.603	
5 -	37.111	23.897	1:01.008	71.27	2.036	09:19:30.611	
6 -	35.412	24.516	59.928 (3)	72.56	0.956	09:20:30.539	
7 -	35.368	23.604	58.972 (1)	73.74		09:21:29.511	
8 -	35.339	24.318	59.657 (2)	72.89	0.685	09:22:29.168	
9 -	36.302	25.099	1:01.401	70.82	2.429	09:23:30.569	

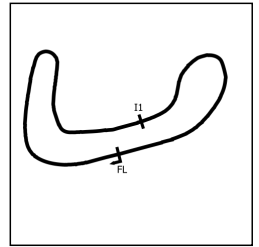
P24 67		Simon HARVEY		Suzuki SV650 - Retirement Fund Racing			
IDEAL LAP TIME : 58.788		BEST LAP TIME : 59.013		DIFFERENCE : 0.225			
LAP	SECTOR 1	SECTOR 2	LAP TIME	MPH	DIFF	TIME OF DAY	
1 -	41.775	25.530	1:07.305	64.61	8.292	09:14:51.124	
2 -	37.441	23.916	1:01.357	70.87	2.344	09:15:52.481	
3 -	38.580	23.842	1:02.422	69.66	3.409	09:16:54.903	
4 -	37.207	23.289	1:00.496	71.88	1.483	09:17:55.399	
5 -	38.266	24.010	1:02.276	69.82	3.263	09:18:57.675	
6 -	37.423	23.194	1:00.617	71.73	1.604	09:19:58.292	
7 -	36.610	24.283	1:00.893	71.41	1.880	09:20:59.185	
8 -	36.012	23.052	59.064 (2)	73.62	0.051	09:21:58.249	
9 -	35.936	23.452	59.388 (3)	73.22	0.375	09:22:57.637	
10 -	35.736	23.277	59.013 (1)	73.68		09:23:56.650	

P25 177 RMT		Michael HOPKINS		Suzuki SV650 SK1 - MYSELF			
IDEAL LAP TIME : 59.032		BEST LAP TIME : 59.032		DIFFERENCE : 0.000			
LAP	SECTOR 1	SECTOR 2	LAP TIME	MPH	DIFF	TIME OF DAY	
1 -	48.453	28.324	1:16.777	56.63	17.745	09:15:19.151	
2 -	37.733	24.995	1:02.728	69.32	3.696	09:16:21.879	
3 -	40.156	25.123	1:05.279	66.61	6.247	09:17:27.158	
4 -	37.927	24.190	1:02.117	70.00	3.085	09:18:29.275	
5 -	37.973	24.406	1:02.379	69.71	3.347	09:19:31.654	
6 -	36.198	23.983	1:00.181 (3)	72.25	1.149	09:20:31.835	
7 -	35.833	23.804	59.637 (2)	72.91	0.605	09:21:31.472	
8 -	35.314	23.718	59.032 (1)	73.66		09:22:30.504	
9 -	35.694	24.600	1:00.294	72.12	1.262	09:23:30.798	

BMCRC - MRO Championships 2024 - Rnd 1 @ Brands Hatch Indy

MRO Minitwins & BMCRC Rookie Minitwins

QUALIFYING - SECTOR ANALYSIS



SECTOR 1 = FL to I1, SECTOR 2 = I1 to FL, DIFF = Difference To Personal Best Lap, P = Crossed Finish Line in Pit Lane, D = Time Disallowed

P26		213 RMT	Paul WRIGHT		Suzuki SV650 -		
IDEAL LAP TIME : 59.045		BEST LAP TIME : 59.176		DIFFERENCE : 0.131			
LAP	SECTOR 1	SECTOR 2	LAP TIME	MPH	DIFF	TIME OF DAY	
1 -	45.777	25.988	1:11.765	60.59	12.589	09:15:16.195	
2 -	38.039	24.793	1:02.832	69.21	3.656	09:16:19.027	
3 -	36.259	24.126	1:00.385	72.01	1.209	09:17:19.412	
4 -	36.024	23.621	59.645 (3)	72.90	0.469	09:18:19.057	
5 -	37.242	23.603	1:00.845	71.47	1.669	09:19:19.902	
6 -	35.920	23.734	59.654	72.89	0.478	09:20:19.556	
7 -	35.800	23.516	59.316 (2)	73.31	0.140	09:21:18.872	
8 -	35.529	23.647	59.176 (1)	73.48		09:22:18.048	
9 -	37.120	24.466	1:01.586	70.61	2.410	09:23:19.634	

P27		14 RMT	George DAVIES		Suzuki SV650 -		
IDEAL LAP TIME : 59.225		BEST LAP TIME : 59.346		DIFFERENCE : 0.121			
LAP	SECTOR 1	SECTOR 2	LAP TIME	MPH	DIFF	TIME OF DAY	
1 -	44.530	25.742	1:10.272	61.88	10.926	09:14:56.678	
2 -	38.122	24.469	1:02.591	69.47	3.245	09:15:59.269	
3 -	37.321	24.296	1:01.617	70.57	2.271	09:17:00.886	
4 -	37.311	23.778	1:01.089	71.18	1.743	09:18:01.975	
5 -	36.468	23.982	1:00.450	71.93	1.104	09:19:02.425	
6 -	38.071	23.750	1:01.821	70.34	2.475	09:20:04.246	
7 -	36.425	23.866	1:00.291 (3)	72.12	0.945	09:21:04.537	
8 -	37.029	23.979	1:01.008	71.27	1.662	09:22:05.545	
9 -	35.972	23.877	59.849 (2)	72.65	0.503	09:23:05.394	
10 -	36.093	23.253	59.346 (1)	73.27		09:24:04.740	

P28		75 RMT	Tom SVENSEN		Suzuki SV650 - Team TSR		
IDEAL LAP TIME : 59.966		BEST LAP TIME : 59.966		DIFFERENCE : 0.000			
LAP	SECTOR 1	SECTOR 2	LAP TIME	MPH	DIFF	TIME OF DAY	
1 -	41.420	25.131	1:06.551	65.34	6.585	09:14:49.269	
2 -	38.340	24.284	1:02.624	69.43	2.658	09:15:51.893	
3 -	36.877	23.970	1:00.847 (3)	71.46	0.881	09:16:52.740	
4 -	38.293	24.238	1:02.531	69.54	2.565	09:17:55.271	
5 -	37.728	24.338	1:02.066	70.06	2.100	09:18:57.337	
6 -	37.069	23.674	1:00.743 (2)	71.59	0.777	09:19:58.080	
7 -	36.791	25.040	1:01.831	70.33	1.865	09:20:59.911	
8 -	37.108	23.873	1:00.981	71.31	1.015	09:22:00.892	
9 -	36.840	25.496	1:02.336	69.76	2.370	09:23:03.228	
10 -	36.341	23.625	59.966 (1)	72.51		09:24:03.194	

P29		444 RMT	Brian HARRISON		Suzuki SV650 -		
IDEAL LAP TIME : 1:00.308		BEST LAP TIME : 1:00.308		DIFFERENCE : 0.000			
LAP	SECTOR 1	SECTOR 2	LAP TIME	MPH	DIFF	TIME OF DAY	
1 -	48.360	25.785	1:14.145	58.64	13.837	09:15:15.698	
2 -	39.650	25.119	1:04.769	67.14	4.461	09:16:20.467	
3 -	38.464	25.830	1:04.294	67.63	3.986	09:17:24.761	
4 -	37.103	24.904	1:02.007 (3)	70.13	1.699	09:18:26.768	
5 -	37.015	23.935	1:00.950 (2)	71.34	0.642	09:19:27.718	
6 -	36.772	23.536	1:00.308 (1)	72.10		09:20:28.026	

P30		111	Freddie BATE		Suzuki SV650 - Hartjay		
IDEAL LAP TIME : 1:00.619		BEST LAP TIME : 1:00.767		DIFFERENCE : 0.148			
LAP	SECTOR 1	SECTOR 2	LAP TIME	MPH	DIFF	TIME OF DAY	
1 -	45.015	26.409	1:11.424	60.88	10.657	09:15:12.530	
2 -	39.932	25.602	1:05.534	66.35	4.767	09:16:18.064	
3 -	36.718	24.964	1:01.682 (3)	70.50	0.915	09:17:19.746	
4 -	36.383	24.508	1:00.891 (2)	71.41	0.124	09:18:20.637	
5 -	36.531	24.236	1:00.767 (1)	71.56		09:19:21.404	

BMCRC - MRO Championships 2024 - Rnd 1 @ Brands Hatch Indy

MRO Minitwins & BMCRC Rookie Minitwins

QUALIFYING - SECTOR ANALYSIS



SECTOR 1 = FL to I1, SECTOR 2 = I1 to FL, DIFF = Difference To Personal Best Lap, P = Crossed Finish Line in Pit Lane, D = Time Disallowed

P31 127		Matthew CHAM		Ducati MONSTER 796 -			
IDEAL LAP TIME : 1:01.158		BEST LAP TIME : 1:01.173		DIFFERENCE : 0.015			
LAP	SECTOR 1	SECTOR 2	LAP TIME	MPH	DIFF	TIME OF DAY	
1 -	43.600	25.263	1:08.863	63.14	7.690	09:15:06.876	
2 -	40.126	25.331	1:05.457	66.43	4.284	09:16:12.333	
3 -	38.247	24.332	1:02.579	69.48	1.406	09:17:14.912	
4 -	37.095	24.078	1:01.173 (1)	71.08		09:18:16.085	
5 -	37.401	24.077	1:01.478 (2)	70.73	0.305	09:19:17.563	
6 -	37.753	24.063	1:01.816 (3)	70.34	0.643	09:20:19.379	

P32 101 RMT		Eddie WAKLEY		Suzuki SV650 -			
IDEAL LAP TIME : 1:00.600		BEST LAP TIME : 1:01.384		DIFFERENCE : 0.784			
LAP	SECTOR 1	SECTOR 2	LAP TIME	MPH	DIFF	TIME OF DAY	
1 -	OUTLAP	27.567	1:15.149	57.86	13.765	09:16:15.950	
2 -	41.357	26.221	1:07.578	64.34	6.194	09:17:23.528	
3 -	39.861	25.480	1:05.341	66.55	3.957	09:18:28.869	
4 -	39.131	29.465	1:08.596	63.39	7.212	09:19:37.465	
5 -	38.966	25.092	1:04.058 (3)	67.88	2.674	09:20:41.523	
6 -	38.552	25.994	1:04.546	67.37	3.162	09:21:46.069	
7 -	37.683	23.701	1:01.384 (1)	70.84		09:22:47.453	
8 -	36.899	25.797	1:02.696 (2)	69.36	1.312	09:23:50.149	

P33 69		Jack GRIFFITHS		Suzuki SV650 -			
IDEAL LAP TIME : 1:00.929		BEST LAP TIME : 1:01.387		DIFFERENCE : 0.458			
LAP	SECTOR 1	SECTOR 2	LAP TIME	MPH	DIFF	TIME OF DAY	
1 -	39.602	24.148	1:03.750 (3)	68.21	2.363	09:14:39.813	
2 -	36.781	24.606	1:01.387 (1)	70.83		09:15:41.200	
3 -	36.992	24.576	1:01.568 (2)	70.63	0.181	09:16:42.768	

P34 51		Andrew DURANT		Suzuki SV650 -			
IDEAL LAP TIME : 1:01.799		BEST LAP TIME : 1:01.799		DIFFERENCE : 0.000			
LAP	SECTOR 1	SECTOR 2	LAP TIME	MPH	DIFF	TIME OF DAY	
1 -	40.277	25.232	1:05.509	66.38	3.710	09:14:47.363	
2 -	37.825	25.206	1:03.031	68.99	1.232	09:15:50.394	
3 -	37.111	24.688	1:01.799 (1)	70.36		09:16:52.193	
4 -	37.766	24.694	1:02.460 (2)	69.62	0.661	09:17:54.653	
5 -	37.907	24.905	1:02.812 (3)	69.23	1.013	09:18:57.465	

P35 909 RMT		James WOODROFFE		Suzuki SV650 -			
IDEAL LAP TIME : 1:01.364		BEST LAP TIME : 1:01.900		DIFFERENCE : 0.536			
LAP	SECTOR 1	SECTOR 2	LAP TIME	MPH	DIFF	TIME OF DAY	
1 -	47.840	26.340	1:14.180	58.62	12.280	09:15:11.650	
2 -	41.325	26.513	1:07.838	64.10	5.938	09:16:19.488	
3 -	38.957	26.225	1:05.182	66.71	3.282	09:17:24.670	
4 -	39.467	25.093	1:04.560	67.35	2.660	09:18:29.230	
5 -	39.602	28.503	1:08.105	63.85	6.205	09:19:37.335	
6 -	40.531	24.737	1:05.268	66.62	3.368	09:20:42.603	
7 -	38.735	25.663	1:04.398 (3)	67.52	2.498	09:21:47.001	
8 -	38.134	24.246	1:02.380 (2)	69.71	0.480	09:22:49.381	
9 -	37.118	24.782	1:01.900 (1)	70.25		09:23:51.281	

P36 122 RMT		James EGGINTON		Suzuki SV650 - Advance Computer Services - www.ACS.co.uk			
IDEAL LAP TIME : 1:01.973		BEST LAP TIME : 1:01.973		DIFFERENCE : 0.000			
LAP	SECTOR 1	SECTOR 2	LAP TIME	MPH	DIFF	TIME OF DAY	
1 -	44.003	25.866	1:09.869	62.23	7.896	09:14:58.217	
2 -	38.850	24.974	1:03.824 (3)	68.13	1.851	09:16:02.041	
3 -	37.501	24.472	1:01.973 (1)	70.16		09:17:04.014	
4 -	37.857	24.569	1:02.426 (2)	69.66	0.453	09:18:06.440	

BMCRC - MRO Championships 2024 - Rnd 1 @ Brands Hatch Indy

MRO Minitwins & BMCRC Rookie Minitwins

QUALIFYING - SECTOR ANALYSIS



SECTOR 1 = FL to I1, SECTOR 2 = I1 to FL, DIFF = Difference To Personal Best Lap, P = Crossed Finish Line in Pit Lane, D = Time Disallowed

P37 60		Justin PRICE		Suzuki SV650 -			
IDEAL LAP TIME : 1:02.561		BEST LAP TIME : 1:02.846		DIFFERENCE : 0.285			
LAP	SECTOR 1	SECTOR 2	LAP TIME	MPH	DIFF	TIME OF DAY	
1 -	49.283	30.318	1:19.601	54.63	16.755	09:15:20.361	
2 -	42.522	26.288	1:08.810	63.19	5.964	09:16:29.171	
3 -	39.221	25.437	1:04.658	67.25	1.812	09:17:33.829	
4 -	37.625	25.221	1:02.846 (1)	69.19		09:18:36.675	
5 -	38.293	25.497	1:03.790 (3)	68.17	0.944	09:19:40.465	
6 -	37.957	24.936	1:02.893 (2)	69.14	0.047	09:20:43.358	
7 -	58.411	29.827	1:28.238	49.28	25.392	09:22:11.596	
8 -	41.961	26.467	1:08.428	63.55	5.582	09:23:20.024	

P38 35		Jay GILBERT		Suzuki SV 650 - Open to offers			
IDEAL LAP TIME : 1:03.594		BEST LAP TIME : 1:03.633		DIFFERENCE : 0.039			
LAP	SECTOR 1	SECTOR 2	LAP TIME	MPH	DIFF	TIME OF DAY	
1 -	OUTLAP	25.714	1:10.441	61.73	6.808	09:21:22.603	
2 -	38.681	26.115	1:04.796 (2)	67.11	1.163	09:22:27.399	
3 -	37.880	25.753	1:03.633 (1)	68.33		09:23:31.032	

P39 17 RMT		Alex BUCHANAN		Suzuki SV650 - Novus			
IDEAL LAP TIME : 1:04.906		BEST LAP TIME : 1:05.060		DIFFERENCE : 0.154			
LAP	SECTOR 1	SECTOR 2	LAP TIME	MPH	DIFF	TIME OF DAY	
1 -	46.235	26.545	1:12.780	59.74	7.720	09:15:10.586	
2 -	40.843	25.903	1:06.746	65.15	1.686	09:16:17.332	
3 -	40.308	27.966	1:08.274	63.69	3.214	09:17:25.606	
4 -	40.685	25.929	1:06.614	65.28	1.554	09:18:32.220	
5 -	40.442	25.831	1:06.273	65.61	1.213	09:19:38.493	
6 -	41.101	26.322	1:07.423	64.49	2.363	09:20:45.916	
7 -	40.449	25.758	1:06.207 (3)	65.68	1.147	09:21:52.123	
8 -	40.003	25.589	1:05.592 (2)	66.29	0.532	09:22:57.715	
9 -	39.317	25.743	1:05.060 (1)	66.83		09:24:02.775	

P40 16 RMT		Adam FREWIN		Suzuki SV650 - Mundo Street food Ibiza			
IDEAL LAP TIME : 1:05.239		BEST LAP TIME : 1:05.717		DIFFERENCE : 0.478			
LAP	SECTOR 1	SECTOR 2	LAP TIME	MPH	DIFF	TIME OF DAY	
1 -	40.764	25.878	1:06.642 (3)	65.25	0.925	09:14:46.000	
2 -	39.361	26.356	1:05.717 (1)	66.17		09:15:51.717	
3 -	39.852	26.196	1:06.048 (2)	65.84	0.331	09:16:57.765	

P41 251 RMT		Craig FERRIS		Suzuki SV650 -			
IDEAL LAP TIME : 1:05.693		BEST LAP TIME : 1:06.188		DIFFERENCE : 0.495			
LAP	SECTOR 1	SECTOR 2	LAP TIME	MPH	DIFF	TIME OF DAY	
1 -	42.521	26.362	1:08.883	63.13	2.695	09:15:05.393	
2 -	41.425	26.874	1:08.299 (3)	63.67	2.111	09:16:13.692	
3 -	39.331	26.857	1:06.188 (1)	65.70		09:17:19.880	
4 -	39.899	27.652	1:07.551 (2)	64.37	1.363	09:18:27.431	
5 -	40.253	28.439	1:08.692	63.30	2.504	09:19:36.123	

BMCRC - MRO Championships 2024 - Rnd 1 @ Brands Hatch Indy

MRO Minitwins & BMCRC Rookie Minitwins

QUALIFYING - SECTOR ANALYSIS



SECTOR 1 = FL to I1, SECTOR 2 = I1 to FL, DIFF = Difference To Personal Best Lap, P = Crossed Finish Line in Pit Lane, D = Time Disallowed

P42		41 RMT		Robert ROGERS		Suzuki SV650 -	
IDEAL LAP TIME : 1:06.087		BEST LAP TIME : 1:06.431		DIFFERENCE : 0.344			
LAP	SECTOR 1	SECTOR 2	LAP TIME	MPH	DIFF	TIME OF DAY	
1 -	46.695	27.264	1:13.959	58.79	7.528	09:15:10.011	
2 -	42.109	27.575	1:09.684	62.40	3.253	09:16:19.695	
3 -	41.661	26.117	1:07.778	64.15	1.347	09:17:27.473	
4 -	41.457	26.101	1:07.558	64.36	1.127	09:18:35.031	
5 -	40.512	26.499	1:07.011 (3)	64.89	0.580	09:19:42.042	
6 -	41.758	26.842	1:08.600	63.39	2.169	09:20:50.642	
7 -	40.796	25.920	1:06.716 (2)	65.18	0.285	09:21:57.358	
8 -	40.167	26.264	1:06.431 (1)	65.46		09:23:03.789	
9 -	40.367	26.979	1:07.346	64.57	0.915	09:24:11.135	

P43		8		Stuart ALBON		Suzuki SV650 - Winter Sun Skydiving	
IDEAL LAP TIME : 1:09.989		BEST LAP TIME : 1:10.160		DIFFERENCE : 0.171			
LAP	SECTOR 1	SECTOR 2	LAP TIME	MPH	DIFF	TIME OF DAY	
1 -	48.862	29.490	1:18.352	55.50	8.192	09:15:03.381	
2 -	44.096	27.684	1:11.780 (3)	60.58	1.620	09:16:15.161	
3 -	42.305	27.855	1:10.160 (1)	61.98		09:17:25.321	
4 -	44.076	28.437	1:12.513	59.96	2.353	09:18:37.834	
5 -	43.538	28.086	1:11.624 (2)	60.71	1.464	09:19:49.458	
6 -	43.912	30.149	1:14.061	58.71	3.901	09:21:03.519	

P44		11 RMT		Marcus LAWLER		Suzuki SV650 -	
IDEAL LAP TIME : 1:22.963		BEST LAP TIME : 1:23.492		DIFFERENCE : 0.529			
LAP	SECTOR 1	SECTOR 2	LAP TIME	MPH	DIFF	TIME OF DAY	
1 -	59.063	34.663	1:33.726	46.39	10.234	09:15:24.294	
2 -	52.779	33.481	1:26.260	50.41	2.768	09:16:50.554	
3 -	51.829	32.806	1:24.635	51.38	1.143	09:18:15.189	
4 -	50.711	32.781	1:23.492 (1)	52.08		09:19:38.681	
5 -	52.844	32.763	1:25.607	50.79	2.115	09:21:04.288	
6 -	52.029	32.405	1:24.434 (3)	51.50	0.942	09:22:28.722	
7 -	50.558	33.043	1:23.601 (2)	52.01	0.109	09:23:52.323	

BMCRC - MRO Championships 2024 - Rnd 1 @ Brands Hatch Indy

MRO Minitwins & BMCRC Rookie Minitwins

QUALIFYING - BEST SECTORS

SECTOR 1				SECTOR 2			IDEAL / BEST COMPARISON					
POS	NO	NAME	TIME	NO	NAME	TIME	POS	NO	NAME	IDEAL	BEST	DIFF
									PERFECT LAP	53.545		
1	22	DOWDS	32.029	22	DOWDS	21.516	1	22	DOWDS	53.545	53.545	0.000
2	333	LINDEMANN	32.424	333	LINDEMANN	21.570	2	333	LINDEMANN	53.994	53.994	0.000
3	81	MAY	32.455	81	MAY	22.007	3	81	MAY	54.462	54.462	0.000
4	45	QUINCE	33.051	15	SVENSEN	22.109	4	45	QUINCE	55.308	56.366	1.058
5	19	LILLEY	33.189	1	TWYFORD	22.253	5	19	LILLEY	55.530	56.161	0.631
6	74	BLACK	33.277	45	QUINCE	22.257	6	1	TWYFORD	55.737	55.737	0.000
7	1	TWYFORD	33.484	9	BEDFORD	22.291	7	74	BLACK	55.796	56.008	0.212
8	34	JOHNSON	33.498	888	WRIGHT	22.328	8	15	SVENSEN	55.835	55.934	0.099
9	15	SVENSEN	33.726	19	LILLEY	22.341	9	34	JOHNSON	55.901	56.191	0.290
10	21	FINNIS	33.733	34	JOHNSON	22.403	10	21	FINNIS	56.181	56.277	0.096
11	27	BETTIS	33.787	166	KING	22.426	11	27	BETTIS	56.265	56.633	0.368
12	9	BEDFORD	34.050	21	FINNIS	22.448	12	9	BEDFORD	56.341	56.341	0.000
13	888	WRIGHT	34.209	27	BETTIS	22.478	13	888	WRIGHT	56.537	56.991	0.454
14	281	HEALEY	34.217	74	BLACK	22.519	14	281	HEALEY	56.755	56.755	0.000
15	3	ARBON	34.278	281	HEALEY	22.538	15	166	KING	57.014	57.215	0.201
16	181	CONNELL	34.518	237	WOOD	22.740	16	3	ARBON	57.245	57.493	0.248
17	166	KING	34.588	115	MAHER	22.809	17	237	WOOD	57.443	57.800	0.357
18	30	LUFF	34.631	30	LUFF	22.889	18	30	LUFF	57.520	57.604	0.084
19	237	WOOD	34.703	293	SMITH	22.965	19	293	SMITH	57.852	57.938	0.086
20	293	SMITH	34.887	3	ARBON	22.967	20	181	CONNELL	57.966	58.664	0.698
21	115	MAHER	35.164	67	HARVEY	23.052	21	115	MAHER	57.973	58.207	0.234
22	153	JOHNSON	35.256	14	DAVIES	23.253	22	153	JOHNSON	58.689	58.689	0.000
23	177	HOPKINS	35.314	153	JOHNSON	23.433	23	67	HARVEY	58.788	59.013	0.225
24	46	HODGES	35.339	181	CONNELL	23.448	24	46	HODGES	58.943	58.972	0.029
25	213	WRIGHT	35.529	213	WRIGHT	23.516	25	177	HOPKINS	59.032	59.032	0.000
26	67	HARVEY	35.736	444	HARRISON	23.536	26	213	WRIGHT	59.045	59.176	0.131
27	14	DAVIES	35.972	46	HODGES	23.604	27	14	DAVIES	59.225	59.346	0.121
28	75	SVENSEN	36.341	75	SVENSEN	23.625	28	75	SVENSEN	59.966	59.966	0.000
29	111	BATE	36.383	101	WAKLEY	23.701	29	444	HARRISON	1:00.308	1:00.308	0.000
30	444	HARRISON	36.772	177	HOPKINS	23.718	30	101	WAKLEY	1:00.600	1:01.384	0.784
31	69	GRIFFITHS	36.781	127	CHAM	24.063	31	111	BATE	1:00.619	1:00.767	0.148
32	101	WAKLEY	36.899	69	GRIFFITHS	24.148	32	69	GRIFFITHS	1:00.929	1:01.387	0.458
33	127	CHAM	37.095	111	BATE	24.236	33	127	CHAM	1:01.158	1:01.173	0.015
34	51	DURANT	37.111	909	WOODROFFE	24.246	34	909	WOODROFFE	1:01.364	1:01.900	0.536
35	909	WOODROFFE	37.118	122	EGGINTON	24.472	35	51	DURANT	1:01.799	1:01.799	0.000
36	122	EGGINTON	37.501	51	DURANT	24.688	36	122	EGGINTON	1:01.973	1:01.973	0.000
37	60	PRICE	37.625	60	PRICE	24.936	37	60	PRICE	1:02.561	1:02.846	0.285
38	35	GILBERT	37.880	17	BUCHANAN	25.589	38	35	GILBERT	1:03.594	1:03.633	0.039
39	17	BUCHANAN	39.317	35	GILBERT	25.714	39	17	BUCHANAN	1:04.906	1:05.060	0.154
40	251	FERRIS	39.331	16	FREWIN	25.878	40	16	FREWIN	1:05.239	1:05.717	0.478
41	16	FREWIN	39.361	41	ROGERS	25.920	41	251	FERRIS	1:05.693	1:06.188	0.495
42	41	ROGERS	40.167	251	FERRIS	26.362	42	41	ROGERS	1:06.087	1:06.431	0.344
43	8	ALBON	42.305	8	ALBON	27.684	43	8	ALBON	1:09.989	1:10.160	0.171
44	11	LAWLER	50.558	11	LAWLER	32.405	44	11	LAWLER	1:22.963	1:23.492	0.529

BMCRC - MRO Championships 2024 - Rnd 1 @ Brands Hatch Indy

MRO Minitwins & BMCRC Rookie Minitwins

QUALIFYING - STATISTICS

Competitors Started	44
Planned Start	2024-03-16 @ 09:12:00.000
Actual Start	2024-03-16 @ 09:13:18.299
Finish Time	2024-03-16 @ 09:23:14.555
Track Length	1.2079mi.
Total Laps	352
Total Distance Covered	425.1968mi.

Session Fastest Lap History

NO	CL	NAME	LAP TIME	TIME OF DAY	LAP	VEHICLE
22		Darren DOWDS	1:00.208	09:14:33.758	1	Suzuki SV650
19		Kevin LILLEY	59.498	09:14:34.481	1	Suzuki SV650
22		Darren DOWDS	55.750	09:15:29.509	2	Suzuki SV650
333		David LINDEMANN	54.626	09:16:55.114	3	Suzuki SV650
333		David LINDEMANN	53.994	09:18:45.173	5	Suzuki SV650
22		Darren DOWDS	53.545	09:21:06.311	8	Suzuki SV650

Flag History

TYPE	TIME OF DAY
GREEN	09:13:18.299
FINISH	09:23:14.555

Flag Statistics

TYPE	COUNT	TOTAL LAPS	TOTAL TIME
Green	1	11	10:57.718
Red	0	0	0.000
Safety Car	0	0	0.000
FCY	0	0	0.000

BMCRC - MRO Championships 2024 - Rnd 1 @ Brands Hatch Indy

MRO Minitwins & BMCRC Rookie Minitwins

QUALIFYING - STATISTICS

CLASS :

27 Starters

Fastest Lap History

NO	NAME	LAP TIME	TIME OF DAY	LAP	VEHICLE
22	Darren DOWDS	1:00.208	09:14:33.758	1	Suzuki SV650
19	Kevin LILLEY	59.498	09:14:34.481	1	Suzuki SV650
22	Darren DOWDS	55.750	09:15:29.509	2	Suzuki SV650
333	David LINDEMANN	54.626	09:16:55.114	3	Suzuki SV650
333	David LINDEMANN	53.994	09:18:45.173	5	Suzuki SV650
22	Darren DOWDS	53.545	09:21:06.311	8	Suzuki SV650

BMCRC - MRO Championships 2024 - Rnd 1 @ Brands Hatch Indy

MRO Minitwins & BMCRC Rookie Minitwins

QUALIFYING - STATISTICS

CLASS : RMT

17 Starters

Fastest Lap History

NO	NAME	LAP TIME	TIME OF DAY	LAP	VEHICLE
30	David LUFF	1:04.471	09:14:42.716	1	Suzuki SV650
30	David LUFF	59.587	09:15:42.304	2	Suzuki SV650
166	Ben KING	59.109	09:16:01.906	2	Suzuki SV650
166	Ben KING	57.630	09:16:59.537	3	Suzuki SV650
30	David LUFF	57.604	09:17:40.568	4	Suzuki SV650
166	Ben KING	57.215	09:20:53.575	7	Suzuki SV650

BMCRC - MRO Championships 2024 - Rnd 1 @ Brands Hatch Indy

BMCRC Rookie Minitwins

RACE 5 - GRID (9 Laps)



ROW 6	18 95 Richard NOVELL	17 11 Marcus LAWLER	16 41 Robert ROGERS
ROW 5	15 251 Craig FERRIS	14 16 Adam FREWIN	13 17 Alex BUCHANAN
ROW 4	12 122 James EGGINTON	11 909 James WOODROFFE	10 101 Eddie WAKLEY
ROW 3	9 444 Brian HARRISON	8 75 Tom SVENSEN	7 14 George DAVIES
ROW 2	6 213 Paul WRIGHT	5 177 Michael HOPKINS	4 46 Richard HODGES
ROW 1	3 237 Tim WOOD	2 30 David LUFF	1 166 Ben KING
	Pole		

These results are provisional until the conclusion of any judicial and technical matters.

Brands Hatch Indy: 1.2079 miles

Clerk Of Course:	Stewards:	Timekeeper:	
------------------	-----------	-------------	--

Results can be found at www.tsl-timing.com

Printed - 09:28 Saturday, 16 March 2024



BMCRC - MRO Championships 2024 - Rnd 1 @ Brands Hatch Indy

BMCRC Rookie Minitwins

RACE 5 - CLASSIFICATION

Race Distance: 9 Laps / 10.87 miles



POS	NO	NAME	ENTRY	LAPS	TIME	GAP	DIFF	MPH	BEST	ON	GRD	↑↓
1	166	Ben KING	Suzuki SV650 -	9	8:25.694			77.39	54.704	6	1	0
2	237	Tim WOOD	Suzuki SV650S - OJ Racing	9	8:26.450	0.756	0.756	77.27	54.961	6	3	1
3	177	Michael HOPKINS	Suzuki SV650 SK1 - MYSELF	9	8:48.818	23.124	22.368	74.00	57.321	5	5	2
4	122	James EGGINTON	Suzuki SV650 - Advance Computer Services - www.ACS.co.	9	8:54.166	28.472	5.348	73.26	57.144	9	12	8
5	30	David LUFF	Suzuki SV650 -	9	8:54.892	29.198	0.726	73.16	57.314	7	2	-3
6	213	Paul WRIGHT	Suzuki SV650 -	9	8:55.074	29.380	0.182	73.14	57.645	7	6	0
7	14	George DAVIES	Suzuki SV650 -	9	9:03.283	37.589	8.209	72.03	58.851	3	7	0
8	101	Eddie WAKLEY	Suzuki SV650 -	9	9:09.576	43.882	6.293	71.21	57.669	9	10	2
9	41	Robert ROGERS	Suzuki SV650 -	9	9:19.439	53.745	9.863	69.95	1:00.291	9	16	7
10	444	Brian HARRISON	Suzuki SV650 -	9	9:19.843	54.149	0.404	69.90	1:00.229	9	9	-1
11	17	Alex BUCHANAN	Suzuki SV650 - Novus	9	9:23.682	57.988	3.839	69.43	1:00.988	9	13	2
12	16	Adam FREWIN	Suzuki SV650 - Mundo Street food Ibiza	9	9:24.036	58.342	0.354	69.38	59.677	2	14	2
13	909	James WOODROFFE	Suzuki SV650 -	9	9:24.514	58.820	0.478	69.32	1:00.928	8	11	-2
14	251	Craig FERRIS	Suzuki SV650 -	8	8:50.586	1 Lap	1 Lap	65.56	1:04.175	8	15	1
15	95	Richard NOVELL	Suzuki SV650 - RMN Consultants Ltd	8	8:59.953	1 Lap	9.367	64.42	1:05.273	8	18	3
16	11	Marcus LAWLER	Suzuki SV650 -	7	9:19.612	2 Laps	1 Lap	54.39	1:16.582	2	17	1

NOT CLASSIFIED

DNF	75	Tom SVENSEN	Suzuki SV650 - Team TSR	4	3:55.955	5 Laps	3 Laps	73.71	56.719	3	8	
DNF	46	Richard HODGES	Suzuki SV650 -	4	3:56.383	5 Laps	0.428	73.58	57.089	2	4	

FASTEST LAP

166	Ben KING	Suzuki SV650 -	6	54.704	79.49 mph	127.93 kph
-----	----------	----------------	---	--------	-----------	------------

Comments:
92.5% of Race Speed = 71.58 mph

Weather / Track : Cloudy / Dry

These results are provisional until the conclusion of any judicial and technical matters.

Date: 16/03/2024 Start: 12:19 Finish: 12:28

Brands Hatch Indy: 1.2079 miles

Clerk Of Course:	Stewards:	Timekeeper: <i>Craig Smith</i>	
------------------	-----------	-----------------------------------	--

Results can be found at www.tsl-timing.com

Printed - 12:33 Saturday, 16 March 2024



BMCRC - MRO Championships 2024 - Rnd 1 @ Brands Hatch Indy

BMCRC Rookie Minitwins

RACE 5 - LAP CHART

LAP 1 @ 12:20:52.369

NO	BEHIND	LAP TIME
166		1:01.617
237	0.043	1:01.660
46	1.985	1:03.602
75	2.583	1:04.200
177	3.908	1:05.525
30	4.267	1:05.884
14	4.650	1:06.267
122	4.682	1:06.299
213	5.135	1:06.752
17	6.351	1:07.968
16	7.411	1:09.028
444	7.913	1:09.530
909	8.515	1:10.132
41	8.642	1:10.259
101	9.465	1:11.082
251	11.438	1:13.055
95	12.352	1:13.969
11	23.783	1:25.400

LAP 2 @ 12:21:48.665

NO	BEHIND	LAP TIME
166		56.296
237	0.531	56.784
46	2.778	57.089
75	3.350	57.063
177	5.586	57.974
30	7.059	59.088
122	7.142	58.756
213	7.522	58.683
14	8.178	59.824
16	10.792	59.677
17	11.861	1:01.806
41	13.624	1:01.278
444	13.973	1:02.356
909	14.509	1:02.290
101	16.223	1:03.054
251	19.465	1:04.323
95	22.881	1:06.825
11	44.069	1:16.582

LAP 3 @ 12:22:44.097

NO	BEHIND	LAP TIME
166		55.432
237	0.138	55.039
46	4.510	57.164
75	4.637	56.719
177	8.367	58.213
122	10.469	58.759
213	11.135	59.045
30	11.474	59.847
14	11.597	58.851
16	15.082	59.722
17	18.936	1:02.507
41	19.386	1:01.194
444	19.632	1:01.091
909	20.272	1:01.195
101	20.959	1:00.168
251	29.818	1:05.785
95	34.013	1:06.564

LAP 4 @ 12:23:39.955

NO	BEHIND	LAP TIME
237		55.720
166	0.229	56.087
75	6.752	57.973
46	7.180	58.528
177	9.911	57.402
11	1 Lap	1:19.290
122	13.657	59.046
30	14.100	58.484
213	14.281	59.004
14	15.593	59.854
16	19.768	1:00.544
41	25.260	1:01.732
17	25.946	1:02.868
444	26.095	1:02.321
101	26.284	1:01.183
909	26.670	1:02.256
251	39.403	1:05.443
95	45.033	1:06.878

LAP 5 @ 12:24:35.775

NO	BEHIND	LAP TIME
166		55.591
237	0.092	55.912
177	11.412	57.321
122	17.048	59.211
30	17.396	59.116
213	17.692	59.231
14	20.886	1:01.113
16	25.606	1:01.658
101	31.391	1:00.927
41	31.489	1:02.049
444	32.040	1:01.765
17	33.105	1:02.979
909	34.482	1:03.632
11	1 Lap	1:19.602
251	50.216	1:06.633

LAP 6 @ 12:25:30.479

NO	BEHIND	LAP TIME
166		54.704
237	0.349	54.961
95	1 Lap	1:05.953
177	14.407	57.699
122	20.866	58.522
30	21.547	58.855
213	21.827	58.839
14	25.735	59.553
16	33.779	1:02.877
101	35.615	58.928
41	37.677	1:00.892
444	38.005	1:00.669
17	39.944	1:01.543
909	41.596	1:01.818

LAP 7 @ 12:26:25.874

NO	BEHIND	LAP TIME
166		55.395
237	0.351	55.397
11	2 Laps	1:19.871
251	1 Lap	1:05.787
95	1 Lap	1:07.597

177	17.067	58.055
30	23.466	57.314
122	23.613	58.142
213	24.077	57.645
14	29.615	59.275
101	38.875	58.655
16	41.601	1:03.217
41	42.847	1:00.565
444	43.206	1:00.596
17	46.262	1:01.713
909	47.262	1:01.061

LAP 8 @ 12:27:21.724

NO	BEHIND	LAP TIME
166		55.850
237	0.116	55.615
251	1 Lap	1:05.385
177	19.315	58.098
95	1 Lap	1:06.894
122	26.050	58.287
30	26.145	58.529
213	26.422	58.195
11	2 Laps	1:20.000
14	33.165	59.400
101	40.935	57.910
41	48.176	1:01.179
444	48.642	1:01.286
16	50.643	1:04.892
17	51.722	1:01.310
909	52.340	1:00.928

LAP 9 @ 12:28:16.446

NO	BEHIND	LAP TIME
166		54.722
237	0.756	55.362
177	23.124	58.531
251	1 Lap	1:04.175
122	28.472	57.144
30	29.198	57.775
213	29.380	57.680
95	1 Lap	1:05.273
14	37.589	59.146
101	43.882	57.669
41	53.745	1:00.291
11	2 Laps	1:18.867
444	54.149	1:00.229
17	57.988	1:00.988
16	58.342	1:02.421
909	58.820	1:01.202

BMCRC - MRO Championships 2024 - Rnd 1 @ Brands Hatch Indy

BMCRC Rookie Minitwins

RACE 5 - POSITION CHART

No	Name	Lap Pos									
			1	2	3	4	5	6	7	8	9
166	KING	1	166	166	166	237	166	166	166	166	166
30	LUFF	2	237	237	237	166	237	237	237	237	237
237	WOOD	3	46	46	46	75	177	177	177	177	177
46	HODGES	4	75	75	75	46	122	122	30	122	122
177	HOPKINS	5	177	177	177	177	30	30	122	30	30
213	WRIGHT	6	30	30	122	122	213	213	213	213	213
14	DAVIES	7	14	122	213	30	14	14	14	14	14
75	SVENSEN	8	122	213	30	213	16	16	101	101	101
444	HARRISON	9	213	14	14	14	101	101	16	41	41
101	WAKLEY	10	17	16	16	16	41	41	41	444	444
909	WOODROFFE	11	16	17	17	41	444	444	444	16	17
122	EGGINTON	12	444	41	41	17	17	17	17	17	16
17	BUCHANAN	13	909	444	444	444	909	909	909	909	909
16	FREWIN	14	41	909	909	101	251	251	251	251	
251	FERRIS	15	101	101	101	909	95	95	95	95	
41	ROGERS	16	251	251	251	251	11	11	11		
11	LAWLER	17	95	95	95	95					
95	NOVELL	18	11	11	11	11					

BMCRC - MRO Championships 2024 - Rnd 1 @ Brands Hatch Indy

BMCRC Rookie Minitwins

RACE 5 - SECTOR ANALYSIS



SECTOR 1 = FL to I1, SECTOR 2 = I1 to FL, DIFF = Difference To Personal Best Lap, P = Crossed Finish Line in Pit Lane, D = Time Disallowed

P1 166 RMT Ben KING		Suzuki SV650 -				
IDEAL LAP TIME : 54.704		BEST LAP TIME : 54.704		DIFFERENCE : 0.000		
LAP	SECTOR 1	SECTOR 2	LAP TIME	MPH	DIFF	TIME OF DAY
1 -		22.648	1:01.617	70.57	6.913	12:20:52.369
2 -	33.968	22.328	56.296	77.24	1.592	12:21:48.665
3 -	33.210	22.222	55.432	78.44	0.728	12:22:44.097
4 -	34.097	21.990	56.087	77.53	1.383	12:23:40.184
5 -	33.565	22.026	55.591	78.22	0.887	12:24:35.775
6 -	32.849	21.855	54.704 (1)	79.49		12:25:30.479
7 -	33.205	22.190	55.395 (3)	78.50	0.691	12:26:25.874
8 -	33.480	22.370	55.850	77.86	1.146	12:27:21.724
9 -	32.850	21.872	54.722 (2)	79.46	0.018	12:28:16.446

P2 237 RMT Tim WOOD		Suzuki SV650S - OJ Racing				
IDEAL LAP TIME : 54.810		BEST LAP TIME : 54.961		DIFFERENCE : 0.151		
LAP	SECTOR 1	SECTOR 2	LAP TIME	MPH	DIFF	TIME OF DAY
1 -		22.081	1:01.660	70.52	6.699	12:20:52.412
2 -	33.999	22.785	56.784	76.58	1.823	12:21:49.196
3 -	33.287	21.752	55.039 (2)	79.00	0.078	12:22:44.235
4 -	33.432	22.288	55.720	78.04	0.759	12:23:39.955
5 -	33.575	22.337	55.912	77.77	0.951	12:24:35.867
6 -	33.058	21.903	54.961 (1)	79.12		12:25:30.828
7 -	33.111	22.286	55.397	78.49	0.436	12:26:26.225
8 -	33.255	22.360	55.615	78.19	0.654	12:27:21.840
9 -	33.476	21.886	55.362 (3)	78.54	0.401	12:28:17.202

P3 177 RMT Michael HOPKINS		Suzuki SV650 SK1 - MYSELF				
IDEAL LAP TIME : 57.102		BEST LAP TIME : 57.321		DIFFERENCE : 0.219		
LAP	SECTOR 1	SECTOR 2	LAP TIME	MPH	DIFF	TIME OF DAY
1 -		23.739	1:05.525	66.36	8.204	12:20:56.277
2 -	34.733	23.241	57.974	75.00	0.653	12:21:54.251
3 -	35.077	23.136	58.213	74.70	0.892	12:22:52.464
4 -	34.593	22.809	57.402 (2)	75.75	0.081	12:23:49.866
5 -	34.293	23.028	57.321 (1)	75.86		12:24:47.187
6 -	34.641	23.058	57.699 (3)	75.36	0.378	12:25:44.886
7 -	34.938	23.117	58.055	74.90	0.734	12:26:42.941
8 -	35.026	23.072	58.098	74.84	0.777	12:27:41.039
9 -	35.419	23.112	58.531	74.29	1.210	12:28:39.570

P4 122 RMT James EGGINTON		Suzuki SV650 - Advance Computer Services - www.ACS.co.uk				
IDEAL LAP TIME : 57.144		BEST LAP TIME : 57.144		DIFFERENCE : 0.000		
LAP	SECTOR 1	SECTOR 2	LAP TIME	MPH	DIFF	TIME OF DAY
1 -		23.385	1:06.299	65.59	9.155	12:20:57.051
2 -	35.555	23.201	58.756	74.01	1.612	12:21:55.807
3 -	35.292	23.467	58.759	74.00	1.615	12:22:54.566
4 -	35.901	23.145	59.046	73.64	1.902	12:23:53.612
5 -	35.741	23.470	59.211	73.44	2.067	12:24:52.823
6 -	35.393	23.129	58.522	74.30	1.378	12:25:51.345
7 -	35.286	22.856	58.142 (2)	74.79	0.998	12:26:49.487
8 -	34.719	23.568	58.287 (3)	74.60	1.143	12:27:47.774
9 -	34.409	22.735	57.144 (1)	76.09		12:28:44.918

BMCRC - MRO Championships 2024 - Rnd 1 @ Brands Hatch Indy

BMCRC Rookie Minitwins

RACE 5 - SECTOR ANALYSIS



SECTOR 1 = FL to I1, SECTOR 2 = I1 to FL, DIFF = Difference To Personal Best Lap, P = Crossed Finish Line in Pit Lane, D = Time Disallowed

P5		30 RMT		David LUFF		Suzuki SV650 -	
IDEAL LAP TIME : 57.225		BEST LAP TIME : 57.314		DIFFERENCE : 0.089			
LAP	SECTOR 1	SECTOR 2	LAP TIME	MPH	DIFF	TIME OF DAY	
1 -		24.440	1:05.884	66.00	8.570	12:20:56.636	
2 -	35.381	23.707	59.088	73.59	1.774	12:21:55.724	
3 -	35.594	24.253	59.847	72.66	2.533	12:22:55.571	
4 -	34.938	23.546	58.484 (3)	74.35	1.170	12:23:54.055	
5 -	35.511	23.605	59.116	73.56	1.802	12:24:53.171	
6 -	35.447	23.408	58.855	73.88	1.541	12:25:52.026	
7 -	34.065	23.249	57.314 (1)	75.87		12:26:49.340	
8 -	34.839	23.690	58.529	74.29	1.215	12:27:47.869	
9 -	34.615	23.160	57.775 (2)	75.26	0.461	12:28:45.644	

P6		213 RMT		Paul WRIGHT		Suzuki SV650 -	
IDEAL LAP TIME : 57.531		BEST LAP TIME : 57.645		DIFFERENCE : 0.114			
LAP	SECTOR 1	SECTOR 2	LAP TIME	MPH	DIFF	TIME OF DAY	
1 -		23.407	1:06.752	65.14	9.107	12:20:57.504	
2 -	35.570	23.113	58.683	74.10	1.038	12:21:56.187	
3 -	35.269	23.776	59.045	73.64	1.400	12:22:55.232	
4 -	35.551	23.453	59.004	73.70	1.359	12:23:54.236	
5 -	35.500	23.731	59.231	73.41	1.586	12:24:53.467	
6 -	35.167	23.672	58.839	73.90	1.194	12:25:52.306	
7 -	34.615	23.030	57.645 (1)	75.43		12:26:49.951	
8 -	34.501	23.694	58.195 (3)	74.72	0.550	12:27:48.146	
9 -	34.642	23.038	57.680 (2)	75.39	0.035	12:28:45.826	

P7		14 RMT		George DAVIES		Suzuki SV650 -	
IDEAL LAP TIME : 58.540		BEST LAP TIME : 58.851		DIFFERENCE : 0.311			
LAP	SECTOR 1	SECTOR 2	LAP TIME	MPH	DIFF	TIME OF DAY	
1 -		24.156	1:06.267	65.62	7.416	12:20:57.019	
2 -	36.230	23.594	59.824	72.68	0.973	12:21:56.843	
3 -	35.486	23.365	58.851 (1)	73.89		12:22:55.694	
4 -	36.293	23.561	59.854	72.65	1.003	12:23:55.548	
5 -	37.160	23.953	1:01.113	71.15	2.262	12:24:56.661	
6 -	36.041	23.512	59.553	73.02	0.702	12:25:56.214	
7 -	35.845	23.430	59.275 (3)	73.36	0.424	12:26:55.489	
8 -	36.085	23.315	59.400	73.20	0.549	12:27:54.889	
9 -	36.092	23.054	59.146 (2)	73.52	0.295	12:28:54.035	

P8		101 RMT		Eddie WAKLEY		Suzuki SV650 -	
IDEAL LAP TIME : 57.079		BEST LAP TIME : 57.669		DIFFERENCE : 0.590			
LAP	SECTOR 1	SECTOR 2	LAP TIME	MPH	DIFF	TIME OF DAY	
1 -		24.690	1:11.082	61.17	13.413	12:21:01.834	
2 -	38.642	24.412	1:03.054	68.96	5.385	12:22:04.888	
3 -	36.273	23.895	1:00.168	72.27	2.499	12:23:05.056	
4 -	36.656	24.527	1:01.183	71.07	3.514	12:24:06.239	
5 -	36.037	24.890	1:00.927	71.37	3.258	12:25:07.166	
6 -	35.070	23.858	58.928	73.79	1.259	12:26:06.094	
7 -	34.639	24.016	58.655 (3)	74.13	0.986	12:27:04.749	
8 -	34.226	23.684	57.910 (2)	75.09	0.241	12:28:02.659	
9 -	34.816	22.853	57.669 (1)	75.40		12:29:00.328	

BMCRC - MRO Championships 2024 - Rnd 1 @ Brands Hatch Indy

BMCRC Rookie Minitwins

RACE 5 - SECTOR ANALYSIS



SECTOR 1 = FL to I1, SECTOR 2 = I1 to FL, DIFF = Difference To Personal Best Lap, P = Crossed Finish Line in Pit Lane, D = Time Disallowed

P9		41 RMT	Robert ROGERS	Suzuki SV650 -		
IDEAL LAP TIME : 1:00.291		BEST LAP TIME : 1:00.291		DIFFERENCE : 0.000		
LAP	SECTOR 1	SECTOR 2	LAP TIME	MPH	DIFF	TIME OF DAY
1 -		24.372	1:10.259	61.89	9.968	12:21:01.011
2 -	37.089	24.189	1:01.278	70.96	0.987	12:22:02.289
3 -	37.057	24.137	1:01.194	71.06	0.903	12:23:03.483
4 -	37.442	24.290	1:01.732	70.44	1.441	12:24:05.215
5 -	36.918	25.131	1:02.049	70.08	1.758	12:25:07.264
6 -	36.503	24.389	1:00.892 (3)	71.41	0.601	12:26:08.156
7 -	36.327	24.238	1:00.565 (2)	71.80	0.274	12:27:08.721
8 -	37.071	24.108	1:01.179	71.08	0.888	12:28:09.900
9 -	36.265	24.026	1:00.291 (1)	72.12		12:29:10.191

P10		444 RMT	Brian HARRISON	Suzuki SV650 -		
IDEAL LAP TIME : 1:00.026		BEST LAP TIME : 1:00.229		DIFFERENCE : 0.203		
LAP	SECTOR 1	SECTOR 2	LAP TIME	MPH	DIFF	TIME OF DAY
1 -		25.088	1:09.530	62.54	9.301	12:21:00.282
2 -	38.298	24.058	1:02.356	69.73	2.127	12:22:02.638
3 -	37.219	23.872	1:01.091	71.18	0.862	12:23:03.729
4 -	37.811	24.510	1:02.321	69.77	2.092	12:24:06.050
5 -	37.037	24.728	1:01.765	70.40	1.536	12:25:07.815
6 -	36.605	24.064	1:00.669 (3)	71.67	0.440	12:26:08.484
7 -	36.162	24.434	1:00.596 (2)	71.76	0.367	12:27:09.080
8 -	36.879	24.407	1:01.286	70.95	1.057	12:28:10.366
9 -	36.154	24.075	1:00.229 (1)	72.20		12:29:10.595

P11		17 RMT	Alex BUCHANAN	Suzuki SV650 - Novus		
IDEAL LAP TIME : 1:00.940		BEST LAP TIME : 1:00.988		DIFFERENCE : 0.048		
LAP	SECTOR 1	SECTOR 2	LAP TIME	MPH	DIFF	TIME OF DAY
1 -		24.094	1:07.968	63.97	6.980	12:20:58.720
2 -	37.843	23.963	1:01.806	70.35	0.818	12:22:00.526
3 -	37.621	24.886	1:02.507	69.56	1.519	12:23:03.033
4 -	38.215	24.653	1:02.868	69.17	1.880	12:24:05.901
5 -	37.317	25.662	1:02.979	69.04	1.991	12:25:08.880
6 -	37.188	24.355	1:01.543 (3)	70.65	0.555	12:26:10.423
7 -	37.065	24.648	1:01.713	70.46	0.725	12:27:12.136
8 -	37.041	24.269	1:01.310 (2)	70.92	0.322	12:28:13.446
9 -	37.089	23.899	1:00.988 (1)	71.30		12:29:14.434

P12		16 RMT	Adam FREWIN	Suzuki SV650 - Mundo Street food Ibiza		
IDEAL LAP TIME : 59.465		BEST LAP TIME : 59.677		DIFFERENCE : 0.212		
LAP	SECTOR 1	SECTOR 2	LAP TIME	MPH	DIFF	TIME OF DAY
1 -		24.316	1:09.028	62.99	9.351	12:20:59.780
2 -	35.837	23.840	59.677 (1)	72.86		12:21:59.457
3 -	36.094	23.628	59.722 (2)	72.81	0.045	12:22:59.179
4 -	36.005	24.539	1:00.544 (3)	71.82	0.867	12:23:59.723
5 -	37.463	24.195	1:01.658	70.52	1.981	12:25:01.381
6 -	37.864	25.013	1:02.877	69.16	3.200	12:26:04.258
7 -	38.046	25.171	1:03.217	68.78	3.540	12:27:07.475
8 -	38.681	26.211	1:04.892	67.01	5.215	12:28:12.367
9 -	38.594	23.827	1:02.421	69.66	2.744	12:29:14.788

BMCRC - MRO Championships 2024 - Rnd 1 @ Brands Hatch Indy

BMCRC Rookie Minitwins

RACE 5 - SECTOR ANALYSIS



SECTOR 1 = FL to I1, SECTOR 2 = I1 to FL, DIFF = Difference To Personal Best Lap, P = Crossed Finish Line in Pit Lane, D = Time Disallowed

P13 909 RMT James WOODROFFE		Suzuki SV650 -				
IDEAL LAP TIME : 1:00.428		BEST LAP TIME : 1:00.928		DIFFERENCE : 0.500		
LAP	SECTOR 1	SECTOR 2	LAP TIME	MPH	DIFF	TIME OF DAY
1 -		24.615	1:10.132	62.00	9.204	12:21:00.884
2 -	38.371	23.919	1:02.290	69.81	1.362	12:22:03.174
3 -	37.367	23.828	1:01.195 (3)	71.06	0.267	12:23:04.369
4 -	37.869	24.387	1:02.256	69.85	1.328	12:24:06.625
5 -	37.341	26.291	1:03.632	68.33	2.704	12:25:10.257
6 -	37.307	24.511	1:01.818	70.34	0.890	12:26:12.075
7 -	37.111	23.950	1:01.061 (2)	71.21	0.133	12:27:13.136
8 -	36.600	24.328	1:00.928 (1)	71.37		12:28:14.064
9 -	37.248	23.954	1:01.202	71.05	0.274	12:29:15.266

P14 251 RMT Craig FERRIS		Suzuki SV650 -				
IDEAL LAP TIME : 1:03.697		BEST LAP TIME : 1:04.175		DIFFERENCE : 0.478		
LAP	SECTOR 1	SECTOR 2	LAP TIME	MPH	DIFF	TIME OF DAY
1 -		25.945	1:13.055	59.52	8.880	12:21:03.807
2 -	39.126	25.197	1:04.323 (2)	67.60	0.148	12:22:08.130
3 -	39.601	26.184	1:05.785	66.10	1.610	12:23:13.915
4 -	38.699	26.744	1:05.443	66.44	1.268	12:24:19.358
5 -	39.995	26.638	1:06.633	65.26	2.458	12:25:25.991
6 -	39.916	25.871	1:05.787	66.10	1.612	12:26:31.778
7 -	38.997	26.388	1:05.385 (3)	66.50	1.210	12:27:37.163
8 -	39.177	24.998	1:04.175 (1)	67.76		12:28:41.338

P15 95 RMT Richard NOVELL		Suzuki SV650 - RMN Consultants Ltd				
IDEAL LAP TIME : 1:05.273		BEST LAP TIME : 1:05.273		DIFFERENCE : 0.000		
LAP	SECTOR 1	SECTOR 2	LAP TIME	MPH	DIFF	TIME OF DAY
1 -		26.321	1:13.969	58.78	8.696	12:21:04.721
2 -	39.590	27.235	1:06.825	65.07	1.552	12:22:11.546
3 -	39.345	27.219	1:06.564 (3)	65.32	1.291	12:23:18.110
4 -	39.916	26.962	1:06.878	65.02	1.605	12:24:24.988
5 -	39.376	26.577	1:05.953 (2)	65.93	0.680	12:25:30.941
6 -	40.524	27.073	1:07.597	64.33	2.324	12:26:38.538
7 -	40.242	26.652	1:06.894	65.00	1.621	12:27:45.432
8 -	39.082	26.191	1:05.273 (1)	66.62		12:28:50.705

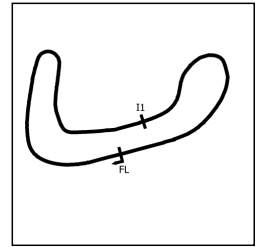
P16 11 RMT Marcus LAWLER		Suzuki SV650 -				
IDEAL LAP TIME : 1:16.582		BEST LAP TIME : 1:16.582		DIFFERENCE : 0.000		
LAP	SECTOR 1	SECTOR 2	LAP TIME	MPH	DIFF	TIME OF DAY
1 -		30.163	1:25.400	50.92	8.818	12:21:16.152
2 -	46.832	29.750	1:16.582 (1)	56.78		12:22:32.734
3 -	48.523	30.767	1:19.290 (3)	54.84	2.708	12:23:52.024
4 -	48.477	31.125	1:19.602	54.62	3.020	12:25:11.626
5 -	48.581	31.290	1:19.871	54.44	3.289	12:26:31.497
6 -	49.039	30.961	1:20.000	54.35	3.418	12:27:51.497
7 -	48.530	30.337	1:18.867 (2)	55.13	2.285	12:29:10.364

P17 75 RMT Tom SVENSEN		Suzuki SV650 - Team TSR				
IDEAL LAP TIME : 56.554		BEST LAP TIME : 56.719		DIFFERENCE : 0.165		
LAP	SECTOR 1	SECTOR 2	LAP TIME	MPH	DIFF	TIME OF DAY
1 -		22.934	1:04.200	67.73	7.481	12:20:54.952
2 -	34.487	22.576	57.063 (2)	76.20	0.344	12:21:52.015
3 -	34.350	22.369	56.719 (1)	76.66		12:22:48.734
4 -	34.432	23.541	57.973 (3)	75.01	1.254	12:23:46.707

BMCRC - MRO Championships 2024 - Rnd 1 @ Brands Hatch Indy

BMCRC Rookie Minitwins

RACE 5 - SECTOR ANALYSIS



SECTOR 1 = FL to I1, SECTOR 2 = I1 to FL, DIFF = Difference To Personal Best Lap, P = Crossed Finish Line in Pit Lane, D = Time Disallowed

P18 46 RMT Richard HODGES		Suzuki SV650 -				
IDEAL LAP TIME : 56.507		BEST LAP TIME : 57.089		DIFFERENCE : 0.582		
LAP	SECTOR 1	SECTOR 2	LAP TIME	MPH	DIFF	TIME OF DAY
1 -		22.961	1:03.602	68.37	6.513	12:20:54.354
2 -	34.068	23.021	57.089 (1)	76.17		12:21:51.443
3 -	34.583	22.581	57.164 (2)	76.07	0.075	12:22:48.607
4 -	35.366	23.162	58.528 (3)	74.29	1.439	12:23:47.135

BMCRC - MRO Championships 2024 - Rnd 1 @ Brands Hatch Indy

BMCRC Rookie Minitwins

RACE 5 - BEST SECTORS

SECTOR 1			SECTOR 2			IDEAL / BEST COMPARISON						
POS	NO	NAME	TIME	NO	NAME	TIME	POS	NO	NAME	IDEAL	BEST	DIFF
									PERFECT LAP	54.601		
1	166	KING	32.849	237	WOOD	21.752	1	166	KING	54.704	54.704	0.000
2	237	WOOD	33.058	166	KING	21.855	2	237	WOOD	54.810	54.961	0.151
3	46	HODGES	33.926	75	SVENSEN	22.369	3	46	HODGES	56.507	57.089	0.582
4	30	LUFF	34.065	46	HODGES	22.581	4	75	SVENSEN	56.554	56.719	0.165
5	75	SVENSEN	34.185	122	EGGINTON	22.735	5	101	WAKLEY	57.079	57.669	0.590
6	101	WAKLEY	34.226	177	HOPKINS	22.809	6	177	HOPKINS	57.102	57.321	0.219
7	177	HOPKINS	34.293	101	WAKLEY	22.853	7	122	EGGINTON	57.144	57.144	0.000
8	122	EGGINTON	34.409	213	WRIGHT	23.030	8	30	LUFF	57.225	57.314	0.089
9	213	WRIGHT	34.501	14	DAVIES	23.054	9	213	WRIGHT	57.531	57.645	0.114
10	14	DAVIES	35.486	30	LUFF	23.160	10	14	DAVIES	58.540	58.851	0.311
11	16	FREWIN	35.837	16	FREWIN	23.628	11	16	FREWIN	59.465	59.677	0.212
12	444	HARRISON	36.154	909	WOODROFFE	23.828	12	444	HARRISON	1:00.026	1:00.229	0.203
13	41	ROGERS	36.265	444	HARRISON	23.872	13	41	ROGERS	1:00.291	1:00.291	0.000
14	909	WOODROFFE	36.600	17	BUCHANAN	23.899	14	909	WOODROFFE	1:00.428	1:00.928	0.500
15	17	BUCHANAN	37.041	41	ROGERS	24.026	15	17	BUCHANAN	1:00.940	1:00.988	0.048
16	251	FERRIS	38.699	251	FERRIS	24.998	16	251	FERRIS	1:03.697	1:04.175	0.478
17	95	NOVELL	39.082	95	NOVELL	26.191	17	95	NOVELL	1:05.273	1:05.273	0.000
18	11	LAWLER	46.832	11	LAWLER	29.750	18	11	LAWLER	1:16.582	1:16.582	0.000

BMCRC - MRO Championships 2024 - Rnd 1 @ Brands Hatch Indy

BMCRC Rookie Minitwins

RACE 5 - STATISTICS

Competitors Started	18
Planned Start	2024-03-16 @ 12:04:00.000
Actual Start	2024-03-16 @ 12:19:50.751
Finish Time	2024-03-16 @ 12:28:16.445
Track Length	1.2079mi.
Total Laps	148
Total Distance Covered	178.7759mi.

Session Fastest Lap History

NO	NAME	LAP TIME	TIME OF DAY	LAP	VEHICLE
166	Ben KING	56.296	12:21:48.679	2	Suzuki SV650
166	Ben KING	55.432	12:22:44.110	3	Suzuki SV650
237	Tim WOOD	55.039	12:22:44.241	3	Suzuki SV650S
166	Ben KING	54.704	12:25:30.491	6	Suzuki SV650

Session Leader History

NO	NAME	FROM LAP	LAPS LED	DISTANCE	VEHICLE
166	Ben KING	1	3	3.62 miles	Suzuki SV650
237	Tim WOOD	4	1	1.20 miles	Suzuki SV650S
166	Ben KING	5	5	6.03 miles	Suzuki SV650

Flag History

TYPE	TIME OF DAY
GREEN	12:19:50.751
FINISH	12:28:16.445

Flag Statistics

TYPE	COUNT	TOTAL LAPS	TOTAL TIME
Green	1	9	9:33.994
Red	0	0	0.000
Safety Car	0	0	0.000
FCY	0	0	0.000

BMCRC - MRO Championships 2024 - Rnd 1 @ Brands Hatch Indy

BMCRC Rookie Minitwins

RACE 16 - GRID (9 Laps)



ROW 6	18	1:16.582	11	Marcus LAWLER	17	1:05.273	95	Richard NOVELL	16	1:04.175	251	Craig FERRIS		
ROW 5			15	1:00.988	17	Alex BUCHANAN	14	1:00.928	909	James WOODROFFE	13	1:00.291	41	Robert ROGERS
ROW 4	12	1:00.229	444	Brian HARRISON	11	59.677	16	Adam FREWIN	10	58.851	14	George DAVIES		
ROW 3			9	57.669	101	Eddie WAKLEY	8	57.645	213	Paul WRIGHT	7	57.321	177	Michael HOPKINS
ROW 2	6	57.314	30	David LUFF	5	57.144	122	James EGGINTON	4	57.089	46	Richard HODGES		
ROW 1			3	56.719	75	Tom SVENSEN	2	54.961	237	Tim WOOD	1	54.704	166	Ben KING
Pole														

These results are provisional until the conclusion of any judicial and technical matters.

Brands Hatch Indy: 1.2079 miles

Clerk Of Course:	Stewards:	Timekeeper:	<i>Craig Smith</i>	
------------------	-----------	-------------	--------------------	---

Results can be found at www.tsl-timing.com

Printed - 12:35 Saturday, 16 March 2024



BMCRC - MRO Championships 2024 - Rnd 1 @ Brands Hatch Indy

BMCRC Rookie Minitwins

RACE 16 - CLASSIFICATION

Race Distance: 7 Laps / 8.45 miles



POS	NO	NAME	ENTRY	LAPS	TIME	GAP	DIFF	MPH	BEST	ON	GRD	↑↓
1	166	Ben KING	Suzuki SV650 -	7	6:37.980			76.48	54.791	6	1	0
2	237	Tim WOOD	Suzuki SV650S - OJ Racing	7	6:38.476	0.496	0.496	76.39	55.406	6	2	0
3	177	Michael HOPKINS	Suzuki SV650 SK1 - MYSELF	7	6:53.567	15.587	15.091	73.60	57.073	7	7	4
4	75	Tom SVENSEN	Suzuki SV650 - Team TSR	7	6:59.659	21.679	6.092	72.53	59.115	7	3	-1
5	14	George DAVIES	Suzuki SV650 -	7	7:00.720	22.740	1.061	72.35	58.208	6	10	5
6	213	Paul WRIGHT	Suzuki SV650 -	7	7:01.087	23.107	0.367	72.28	57.807	5	8	2
7	30	David LUFF	Suzuki SV650 -	7	7:03.192	25.212	2.105	71.92	58.690	2	6	-1
8	46	Richard HODGES	Suzuki SV650 -	7	7:03.316	25.336	0.124	71.90	58.349	5	4	-4
9	122	James EGGINTON	Suzuki SV650 - Advance Computer Services - www.ACS.co.	7	7:06.645	28.665	3.329	71.34	59.813	4	5	-4
10	101	Eddie WAKLEY	Suzuki SV650 -	7	7:12.892	34.912	6.247	70.31	58.548	3	9	-1
11	444	Brian HARRISON	Suzuki SV650 -	7	7:13.922	35.942	1.030	70.15	59.189	7	12	1
12	41	Robert ROGERS	Suzuki SV650 -	7	7:17.188	39.208	3.266	69.62	1:00.941	4	13	1
13	16	Adam FREWIN	Suzuki SV650 - Mundo Street food Ibiza	7	7:33.052	55.072	15.864	67.18	1:01.758	2	11	-2
14	17	Alex BUCHANAN	Suzuki SV650 - Novus	6	6:38.901	1 Lap	1 Lap	65.40	1:04.999	4	15	1
15	251	Craig FERRIS	Suzuki SV650 -	6	6:41.248	1 Lap	2.347	65.02	1:04.759	2	16	1
16	95	Richard NOVELL	Suzuki SV650 - RMN Consultants Ltd	6	6:45.248	1 Lap	4.000	64.38	1:04.838	5	17	1
17	11	Marcus LAWLER	Suzuki SV650 -	5	6:47.210	2 Laps	1 Lap	53.39	1:20.023	5	18	1

FASTEST LAP

166	Ben KING	Suzuki SV650 -	6	54.791	79.36 mph	127.72 kph
-----	----------	----------------	---	--------	-----------	------------

Comments:

92.5% of Race Speed = 70.74 mph

Weather / Track : Cloudy / Dry

These results are provisional until the conclusion of any judicial and technical matters.

Date: 16/03/2024 Start: 16:47 Finish: 16:54

Brands Hatch Indy: 1.2079 miles

Clerk Of Course:	Stewards:	Timekeeper:	<i>Craig Smith</i>	
------------------	-----------	-------------	--------------------	--

Results can be found at www.tsl-timing.com

Printed - 16:58 Saturday, 16 March 2024



BMCRC - MRO Championships 2024 - Rnd 1 @ Brands Hatch Indy

BMCRC Rookie Minitwins

RACE 16 - LAP CHART

LAP 1 @ 16:48:43.016

NO	BEHIND	LAP TIME
166		1:01.091
237	2.334	1:03.425
75	2.706	1:03.797
30	3.761	1:04.852
177	3.806	1:04.897
101	4.116	1:05.207
122	5.298	1:06.389
46	6.406	1:07.497
14	6.502	1:07.593
213	7.191	1:08.282
41	7.373	1:08.464
16	9.235	1:10.326
17	10.074	1:11.165
444	10.215	1:11.306
251	11.227	1:12.318
95	13.085	1:14.176
11	24.989	1:26.080

LAP 2 @ 16:49:40.205

NO	BEHIND	LAP TIME
166		57.189
237	1.339	56.194
75	4.693	59.176
30	5.262	58.690
177	5.321	58.704
101	5.520	58.593
122	8.105	59.996
14	9.537	1:00.224
213	9.699	59.697
46	10.789	1:01.572
41	11.455	1:01.271
444	13.776	1:00.750
16	13.804	1:01.758
17	18.426	1:05.541
251	18.797	1:04.759
95	21.506	1:05.610
11	48.215	1:20.415

LAP 3 @ 16:50:36.539

NO	BEHIND	LAP TIME
166		56.334
237	0.884	55.879
75	7.530	59.171
101	7.734	58.548
177	7.837	58.850
30	8.572	59.644
122	11.827	1:00.056
14	12.062	58.859
213	12.804	59.439
46	13.386	58.931
41	16.615	1:01.494
444	16.928	59.486
16	20.183	1:02.713
17	27.921	1:05.829
251	28.377	1:05.914
95	30.219	1:05.047

LAP 4 @ 16:51:33.087

NO	BEHIND	LAP TIME
237		55.664
166	0.033	56.581

177	10.316	59.027	30	25.212	1:00.096
75	10.712	59.730	46	25.336	59.454
101	10.891	59.705	122	28.665	1:00.454
30	13.361	1:01.337	101	34.912	1:12.097
14	13.857	58.343	444	35.942	59.189
122	15.092	59.813	41	39.208	1:01.254
213	15.331	59.075	16	55.072	1:04.806
11	1 Lap	1:20.262			
46	15.800	58.962			
41	21.008	1:00.941			
444	21.456	1:01.076			
16	27.415	1:03.780			
17	36.372	1:04.999			
251	37.303	1:05.474			
95	39.488	1:05.817			

LAP 5 @ 16:52:28.668

NO	BEHIND	LAP TIME
237		55.581
166	0.275	55.823
177	12.095	57.360
101	14.199	58.889
75	14.294	59.163
30	17.252	59.472
14	17.381	59.105
213	17.557	57.807
46	18.568	58.349
122	19.576	1:00.065
41	27.907	1:02.480
444	28.217	1:02.342
16	36.789	1:04.955
11	1 Lap	1:20.430
17	47.145	1:06.354
251	47.514	1:05.792
95	48.745	1:04.838

LAP 6 @ 16:53:23.734

NO	BEHIND	LAP TIME
166		54.791
237	0.340	55.406
177	14.685	57.656
75	18.735	59.507
101	18.986	59.853
14	20.523	58.208
30	21.287	59.101
213	21.416	58.925
46	22.053	58.551
122	24.382	59.872
444	32.924	59.773
41	34.125	1:01.284
16	46.437	1:04.714

LAP 7 @ 16:54:19.905

NO	BEHIND	LAP TIME
166		56.171
237	0.496	56.327
17	1 Lap	1:05.013
251	1 Lap	1:06.991
95	1 Lap	1:09.760
11	2 Laps	1:20.023
177	15.587	57.073
75	21.679	59.115
14	22.740	58.388
213	23.107	57.862

BMCRC - MRO Championships 2024 - Rnd 1 @ Brands Hatch Indy

BMCRC Rookie Minitwins

RACE 16 - POSITION CHART

No	Name	Lap							
		Pos	1	2	3	4	5	6	7
166	KING	1	166	166	166	237	237	166	166
237	WOOD	2	237	237	237	166	166	237	237
75	SVENSEN	3	75	75	75	177	177	177	177
46	HODGES	4	30	30	101	75	101	75	75
122	EGGINTON	5	177	177	177	101	75	101	14
30	LUFF	6	101	101	30	30	30	14	213
177	HOPKINS	7	122	122	122	14	14	30	30
213	WRIGHT	8	46	14	14	122	213	213	46
101	WAKLEY	9	14	213	213	213	46	46	122
14	DAVIES	10	213	46	46	46	122	122	101
16	FREWIN	11	41	41	41	41	41	444	444
444	HARRISON	12	16	444	444	444	444	41	41
41	ROGERS	13	17	16	16	16	16	16	16
17	BUCHANAN	14	444	17	17	17	17	17	
251	FERRIS	15	251	251	251	251	251	251	
95	NOVELL	16	95	95	95	95	95	95	
11	LAWLER	17	11	11	11	11	11		

BMCRC - MRO Championships 2024 - Rnd 1 @ Brands Hatch Indy

BMCRC Rookie Minitwins

RACE 16 - SECTOR ANALYSIS



SECTOR 1 = FL to I1, SECTOR 2 = I1 to FL, DIFF = Difference To Personal Best Lap, P = Crossed Finish Line in Pit Lane, D = Time Disallowed

P1 166 RMT Ben KING		Suzuki SV650 -				
IDEAL LAP TIME : 54.717		BEST LAP TIME : 54.791		DIFFERENCE : 0.074		
LAP	SECTOR 1	SECTOR 2	LAP TIME	MPH	DIFF	TIME OF DAY
1 -		22.674	1:01.091	71.18	6.300	16:48:43.016
2 -	34.177	23.012	57.189	76.03	2.398	16:49:40.205
3 -	33.699	22.635	56.334	77.19	1.543	16:50:36.539
4 -	33.967	22.614	56.581	76.85	1.790	16:51:33.120
5 -	33.855	21.968	55.823 (2)	77.89	1.032	16:52:28.943
6 -	32.749	22.042	54.791 (1)	79.36		16:53:23.734
7 -	33.713	22.458	56.171 (3)	77.41	1.380	16:54:19.905

P2 237 RMT Tim WOOD		Suzuki SV650S - OJ Racing				
IDEAL LAP TIME : 55.384		BEST LAP TIME : 55.406		DIFFERENCE : 0.022		
LAP	SECTOR 1	SECTOR 2	LAP TIME	MPH	DIFF	TIME OF DAY
1 -		22.840	1:03.425	68.56	8.019	16:48:45.350
2 -	33.732	22.462	56.194	77.38	0.788	16:49:41.544
3 -	33.755	22.124	55.879	77.82	0.473	16:50:37.423
4 -	33.686	21.978	55.664 (3)	78.12	0.258	16:51:33.087
5 -	33.446	22.135	55.581 (2)	78.23	0.175	16:52:28.668
6 -	33.406	22.000	55.406 (1)	78.48		16:53:24.074
7 -	33.728	22.599	56.327	77.20	0.921	16:54:20.401

P3 177 RMT Michael HOPKINS		Suzuki SV650 SK1 - MYSELF				
IDEAL LAP TIME : 57.073		BEST LAP TIME : 57.073		DIFFERENCE : 0.000		
LAP	SECTOR 1	SECTOR 2	LAP TIME	MPH	DIFF	TIME OF DAY
1 -		23.691	1:04.897	67.00	7.824	16:48:46.822
2 -	35.441	23.263	58.704	74.07	1.631	16:49:45.526
3 -	35.670	23.180	58.850	73.89	1.777	16:50:44.376
4 -	35.326	23.701	59.027	73.67	1.954	16:51:43.403
5 -	34.421	22.939	57.360 (2)	75.81	0.287	16:52:40.763
6 -	34.550	23.106	57.656 (3)	75.42	0.583	16:53:38.419
7 -	34.237	22.836	57.073 (1)	76.19		16:54:35.492

P4 75 RMT Tom SVENSEN		Suzuki SV650 - Team TSR				
IDEAL LAP TIME : 58.979		BEST LAP TIME : 59.115		DIFFERENCE : 0.136		
LAP	SECTOR 1	SECTOR 2	LAP TIME	MPH	DIFF	TIME OF DAY
1 -		23.553	1:03.797	68.16	4.682	16:48:45.722
2 -	35.737	23.439	59.176	73.48	0.061	16:49:44.898
3 -	35.695	23.476	59.171 (3)	73.49	0.056	16:50:44.069
4 -	35.540	24.190	59.730	72.80	0.615	16:51:43.799
5 -	35.645	23.518	59.163 (2)	73.50	0.048	16:52:42.962
6 -	35.760	23.747	59.507	73.07	0.392	16:53:42.469
7 -	35.577	23.538	59.115 (1)	73.56		16:54:41.584

P5 14 RMT George DAVIES		Suzuki SV650 -				
IDEAL LAP TIME : 58.167		BEST LAP TIME : 58.208		DIFFERENCE : 0.041		
LAP	SECTOR 1	SECTOR 2	LAP TIME	MPH	DIFF	TIME OF DAY
1 -		24.244	1:07.593	64.33	9.385	16:48:49.518
2 -	36.964	23.260	1:00.224	72.20	2.016	16:49:49.742
3 -	35.355	23.504	58.859	73.88	0.651	16:50:48.601
4 -	35.220	23.123	58.343 (2)	74.53	0.135	16:51:46.944
5 -	35.570	23.535	59.105	73.57	0.897	16:52:46.049
6 -	35.044	23.164	58.208 (1)	74.70		16:53:44.257
7 -	35.226	23.162	58.388 (3)	74.47	0.180	16:54:42.645

BMCRC - MRO Championships 2024 - Rnd 1 @ Brands Hatch Indy

BMCRC Rookie Minitwins

RACE 16 - SECTOR ANALYSIS



SECTOR 1 = FL to I1, SECTOR 2 = I1 to FL, DIFF = Difference To Personal Best Lap, P = Crossed Finish Line in Pit Lane, D = Time Disallowed

P6		213 RMT	Paul WRIGHT		Suzuki SV650 -		
IDEAL LAP TIME : 57.431		BEST LAP TIME : 57.807		DIFFERENCE : 0.376			
LAP	SECTOR 1	SECTOR 2	LAP TIME	MPH	DIFF	TIME OF DAY	
1 -		23.992	1:08.282	63.68	10.475	16:48:50.207	
2 -	36.472	23.225	59.697	72.84	1.890	16:49:49.904	
3 -	35.312	24.127	59.439	73.16	1.632	16:50:49.343	
4 -	35.889	23.186	59.075	73.61	1.268	16:51:48.418	
5 -	35.020	22.787	57.807 (1)	75.22		16:52:46.225	
6 -	35.465	23.460	58.925 (3)	73.79	1.118	16:53:45.150	
7 -	34.644	23.218	57.862 (2)	75.15	0.055	16:54:43.012	

P7		30 RMT	David LUFF		Suzuki SV650 -		
IDEAL LAP TIME : 58.690		BEST LAP TIME : 58.690		DIFFERENCE : 0.000			
LAP	SECTOR 1	SECTOR 2	LAP TIME	MPH	DIFF	TIME OF DAY	
1 -		23.739	1:04.852	67.05	6.162	16:48:46.777	
2 -	35.211	23.479	58.690 (1)	74.09		16:49:45.467	
3 -	36.088	23.556	59.644	72.90	0.954	16:50:45.111	
4 -	37.124	24.213	1:01.337	70.89	2.647	16:51:46.448	
5 -	35.732	23.740	59.472 (3)	73.12	0.782	16:52:45.920	
6 -	35.589	23.512	59.101 (2)	73.57	0.411	16:53:45.021	
7 -	36.123	23.973	1:00.096	72.36	1.406	16:54:45.117	

P8		46 RMT	Richard HODGES		Suzuki SV650 -		
IDEAL LAP TIME : 57.459		BEST LAP TIME : 58.349		DIFFERENCE : 0.890			
LAP	SECTOR 1	SECTOR 2	LAP TIME	MPH	DIFF	TIME OF DAY	
1 -		24.354	1:07.497	64.42	9.148	16:48:49.422	
2 -	37.417	24.155	1:01.572	70.62	3.223	16:49:50.994	
3 -	35.658	23.273	58.931 (3)	73.79	0.582	16:50:49.925	
4 -	35.550	23.412	58.962	73.75	0.613	16:51:48.887	
5 -	35.580	22.769	58.349 (1)	74.52		16:52:47.236	
6 -	34.690	23.861	58.551 (2)	74.27	0.202	16:53:45.787	
7 -	35.661	23.793	59.454	73.14	1.105	16:54:45.241	

P9		122 RMT	James EGGINTON		Suzuki SV650 - Advance Computer Services - www.ACS.co.uk		
IDEAL LAP TIME : 59.688		BEST LAP TIME : 59.813		DIFFERENCE : 0.125			
LAP	SECTOR 1	SECTOR 2	LAP TIME	MPH	DIFF	TIME OF DAY	
1 -		23.631	1:06.389	65.50	6.576	16:48:48.314	
2 -	36.191	23.805	59.996 (3)	72.48	0.183	16:49:48.310	
3 -	36.476	23.580	1:00.056	72.40	0.243	16:50:48.366	
4 -	36.214	23.599	59.813 (1)	72.70		16:51:48.179	
5 -	36.568	23.497	1:00.065	72.39	0.252	16:52:48.244	
6 -	36.202	23.670	59.872 (2)	72.63	0.059	16:53:48.116	
7 -	36.527	23.927	1:00.454	71.93	0.641	16:54:48.570	

P10		101 RMT	Eddie WAKLEY		Suzuki SV650 -		
IDEAL LAP TIME : 57.796		BEST LAP TIME : 58.548		DIFFERENCE : 0.752			
LAP	SECTOR 1	SECTOR 2	LAP TIME	MPH	DIFF	TIME OF DAY	
1 -		23.453	1:05.207	66.68	6.659	16:48:47.132	
2 -	35.712	22.881	58.593 (2)	74.21	0.045	16:49:45.725	
3 -	35.318	23.230	58.548 (1)	74.27		16:50:44.273	
4 -	34.915	24.790	59.705	72.83	1.157	16:51:43.978	
5 -	35.213	23.676	58.889 (3)	73.84	0.341	16:52:42.867	
6 -	35.751	24.102	59.853	72.65	1.305	16:53:42.720	
7 -	46.100	25.997	1:12.097	60.31	13.549	16:54:54.817	

BMCRC - MRO Championships 2024 - Rnd 1 @ Brands Hatch Indy

BMCRC Rookie Minitwins

RACE 16 - SECTOR ANALYSIS



SECTOR 1 = FL to I1, SECTOR 2 = I1 to FL, DIFF = Difference To Personal Best Lap, P = Crossed Finish Line in Pit Lane, D = Time Disallowed

P11 444 RMT Brian HARRISON		Suzuki SV650 -				
IDEAL LAP TIME : 58.565		BEST LAP TIME : 59.189		DIFFERENCE : 0.624		
LAP	SECTOR 1	SECTOR 2	LAP TIME	MPH	DIFF	TIME OF DAY
1 -		25.078	1:11.306	60.98	12.117	16:48:53.231
2 -	37.199	23.551	1:00.750	71.58	1.561	16:49:53.981
3 -	35.257	24.229	59.486 (2)	73.10	0.297	16:50:53.467
4 -	36.731	24.345	1:01.076	71.19	1.887	16:51:54.543
5 -	37.366	24.976	1:02.342	69.75	3.153	16:52:56.885
6 -	36.465	23.308	59.773 (3)	72.75	0.584	16:53:56.658
7 -	35.547	23.642	59.189 (1)	73.46		16:54:55.847

P12 41 RMT Robert ROGERS		Suzuki SV650 -				
IDEAL LAP TIME : 1:00.835		BEST LAP TIME : 1:00.941		DIFFERENCE : 0.106		
LAP	SECTOR 1	SECTOR 2	LAP TIME	MPH	DIFF	TIME OF DAY
1 -		24.571	1:08.464	63.51	7.523	16:48:50.389
2 -	37.036	24.235	1:01.271 (3)	70.97	0.330	16:49:51.660
3 -	36.997	24.497	1:01.494	70.71	0.553	16:50:53.154
4 -	36.871	24.070	1:00.941 (1)	71.35		16:51:54.095
5 -	37.541	24.939	1:02.480	69.59	1.539	16:52:56.575
6 -	37.181	24.103	1:01.284	70.95	0.343	16:53:57.859
7 -	36.765	24.489	1:01.254 (2)	70.99	0.313	16:54:59.113

P13 16 RMT Adam FREWIN		Suzuki SV650 - Mundo Street food Ibiza				
IDEAL LAP TIME : 1:01.353		BEST LAP TIME : 1:01.758		DIFFERENCE : 0.405		
LAP	SECTOR 1	SECTOR 2	LAP TIME	MPH	DIFF	TIME OF DAY
1 -		25.024	1:10.326	61.83	8.568	16:48:52.251
2 -	37.487	24.271	1:01.758 (1)	70.41		16:49:54.009
3 -	37.082	25.631	1:02.713 (2)	69.34	0.955	16:50:56.722
4 -	38.365	25.415	1:03.780 (3)	68.18	2.022	16:52:00.502
5 -	38.983	25.972	1:04.955	66.94	3.197	16:53:05.457
6 -	39.200	25.514	1:04.714	67.19	2.956	16:54:10.171
7 -	39.063	25.743	1:04.806	67.10	3.048	16:55:14.977

P14 17 RMT Alex BUCHANAN		Suzuki SV650 - Novus				
IDEAL LAP TIME : 1:04.474		BEST LAP TIME : 1:04.999		DIFFERENCE : 0.525		
LAP	SECTOR 1	SECTOR 2	LAP TIME	MPH	DIFF	TIME OF DAY
1 -		25.539	1:11.165	61.10	6.166	16:48:53.090
2 -	39.727	25.814	1:05.541 (3)	66.34	0.542	16:49:58.631
3 -	39.587	26.242	1:05.829	66.05	0.830	16:51:04.460
4 -	39.228	25.771	1:04.999 (1)	66.90		16:52:09.459
5 -	39.647	26.707	1:06.354	65.53	1.355	16:53:15.813
6 -	38.935	26.078	1:05.013 (2)	66.88	0.014	16:54:20.826

P15 251 RMT Craig FERRIS		Suzuki SV650 -				
IDEAL LAP TIME : 1:04.334		BEST LAP TIME : 1:04.759		DIFFERENCE : 0.425		
LAP	SECTOR 1	SECTOR 2	LAP TIME	MPH	DIFF	TIME OF DAY
1 -		25.287	1:12.318	60.13	7.559	16:48:54.243
2 -	39.291	25.468	1:04.759 (1)	67.15		16:49:59.002
3 -	39.744	26.170	1:05.914	65.97	1.155	16:51:04.916
4 -	39.870	25.604	1:05.474 (2)	66.41	0.715	16:52:10.390
5 -	39.047	26.745	1:05.792 (3)	66.09	1.033	16:53:16.182
6 -	39.596	27.395	1:06.991	64.91	2.232	16:54:23.173

BMCRC - MRO Championships 2024 - Rnd 1 @ Brands Hatch Indy

BMCRC Rookie Minitwins

RACE 16 - SECTOR ANALYSIS



SECTOR 1 = FL to I1, SECTOR 2 = I1 to FL, DIFF = Difference To Personal Best Lap, P = Crossed Finish Line in Pit Lane, D = Time Disallowed

P16		95 RMT		Richard NOVELL		Suzuki SV650 - RMN Consultants Ltd	
IDEAL LAP TIME : 1:04.601		BEST LAP TIME : 1:04.838		DIFFERENCE : 0.237			
LAP	SECTOR 1	SECTOR 2	LAP TIME	MPH	DIFF	TIME OF DAY	
1 -		26.810	1:14.176	58.62	9.338	16:48:56.101	
2 -	39.324	26.286	1:05.610 (3)	66.27	0.772	16:50:01.711	
3 -	39.147	25.900	1:05.047 (2)	66.85	0.209	16:51:06.758	
4 -	39.480	26.337	1:05.817	66.07	0.979	16:52:12.575	
5 -	38.701	26.137	1:04.838 (1)	67.06		16:53:17.413	
6 -	40.872	28.888	1:09.760	62.33	4.922	16:54:27.173	

P17		11 RMT		Marcus LAWLER		Suzuki SV650 -	
IDEAL LAP TIME : 1:19.301		BEST LAP TIME : 1:20.023		DIFFERENCE : 0.722			
LAP	SECTOR 1	SECTOR 2	LAP TIME	MPH	DIFF	TIME OF DAY	
1 -		30.408	1:26.080	50.51	6.057	16:49:08.005	
2 -	49.074	31.341	1:20.415 (3)	54.07	0.392	16:50:28.420	
3 -	48.895	31.367	1:20.262 (2)	54.18	0.239	16:51:48.682	
4 -	49.029	31.401	1:20.430	54.06	0.407	16:53:09.112	
5 -	48.893	31.130	1:20.023 (1)	54.34		16:54:29.135	

BMCRC - MRO Championships 2024 - Rnd 1 @ Brands Hatch Indy

BMCRC Rookie Minitwins

RACE 16 - BEST SECTORS

SECTOR 1			SECTOR 2			IDEAL / BEST COMPARISON						
POS	NO	NAME	TIME	NO	NAME	TIME	POS	NO	NAME	IDEAL	BEST	DIFF
									PERFECT LAP	54.717		
1	166	KING	32.749	166	KING	21.968	1	166	KING	54.717	54.791	0.074
2	237	WOOD	33.406	237	WOOD	21.978	2	237	WOOD	55.384	55.406	0.022
3	177	HOPKINS	34.237	46	HODGES	22.769	3	177	HOPKINS	57.073	57.073	0.000
4	213	WRIGHT	34.644	213	WRIGHT	22.787	4	213	WRIGHT	57.431	57.807	0.376
5	46	HODGES	34.690	177	HOPKINS	22.836	5	46	HODGES	57.459	58.349	0.890
6	101	WAKLEY	34.915	101	WAKLEY	22.881	6	101	WAKLEY	57.796	58.548	0.752
7	14	DAVIES	35.044	14	DAVIES	23.123	7	14	DAVIES	58.167	58.208	0.041
8	30	LUFF	35.211	444	HARRISON	23.308	8	444	HARRISON	58.565	59.189	0.624
9	444	HARRISON	35.257	75	SVENSEN	23.439	9	30	LUFF	58.690	58.690	0.000
10	75	SVENSEN	35.540	30	LUFF	23.479	10	75	SVENSEN	58.979	59.115	0.136
11	122	EGGINTON	36.191	122	EGGINTON	23.497	11	122	EGGINTON	59.688	59.813	0.125
12	41	ROGERS	36.765	41	ROGERS	24.070	12	41	ROGERS	1:00.835	1:00.941	0.106
13	16	FREWIN	37.082	16	FREWIN	24.271	13	16	FREWIN	1:01.353	1:01.758	0.405
14	95	NOVELL	38.701	251	FERRIS	25.287	14	251	FERRIS	1:04.334	1:04.759	0.425
15	17	BUCHANAN	38.935	17	BUCHANAN	25.539	15	17	BUCHANAN	1:04.474	1:04.999	0.525
16	251	FERRIS	39.047	95	NOVELL	25.900	16	95	NOVELL	1:04.601	1:04.838	0.237
17	11	LAWLER	48.893	11	LAWLER	30.408	17	11	LAWLER	1:19.301	1:20.023	0.722

BMCRC - MRO Championships 2024 - Rnd 1 @ Brands Hatch Indy

BMCRC Rookie Minitwins

RACE 16 - STATISTICS

Competitors Started	17
Planned Start	2024-03-16 @ 15:40:00.000
Actual Start	2024-03-16 @ 16:47:41.924
Finish Time	2024-03-16 @ 16:54:19.904
Track Length	1.2079mi.
Total Laps	114
Total Distance Covered	137.7057mi.

Session Fastest Lap History

NO	NAME	LAP TIME	TIME OF DAY	LAP	VEHICLE
166	Ben KING	57.189	16:49:40.218	2	Suzuki SV650
237	Tim WOOD	56.194	16:49:41.555	2	Suzuki SV650S
237	Tim WOOD	55.879	16:50:37.436	3	Suzuki SV650S
237	Tim WOOD	55.664	16:51:33.098	4	Suzuki SV650S
237	Tim WOOD	55.581	16:52:28.677	5	Suzuki SV650S
166	Ben KING	54.791	16:53:23.747	6	Suzuki SV650

Session Leader History

NO	NAME	FROM LAP	LAPS LED	DISTANCE	VEHICLE
166	Ben KING	1	3	3.62 miles	Suzuki SV650
237	Tim WOOD	4	2	2.41 miles	Suzuki SV650S
166	Ben KING	6	2	2.41 miles	Suzuki SV650

Flag History

TYPE	TIME OF DAY
GREEN	16:47:41.924
FINISH	16:54:19.904

Flag Statistics

TYPE	COUNT	TOTAL LAPS	TOTAL TIME
Green	1	7	7:36.849
Red	0	0	0.000
Safety Car	0	0	0.000
FCY	0	0	0.000

BMCRC - MRO Championships 2024 - Rnd 1 @ Brands Hatch Indy

BMCRC Rookie Minitwins

RACE 5 - GRID (12 Laps)



ROW 6	18 909 James WOODROFFE	17 11 Marcus LAWLER	16 17 Alex BUCHANAN
ROW 5		15 95 Richard NOVELL	14 251 Craig FERRIS
			13 16 Adam FREWIN
ROW 4	12 41 Robert ROGERS	11 122 James EGGINTON	10 444 Brian HARRISON
ROW 3		9 75 Tom SVENSEN	8 30 David LUFF
			7 101 Eddie WAKLEY
ROW 2	6 46 Richard HODGES	5 14 George DAVIES	4 213 Paul WRIGHT
ROW 1		3 177 Michael HOPKINS	2 237 Tim WOOD
			1 166 Ben KING
			Pole

These results are provisional until the conclusion of any judicial and technical matters.

Brands Hatch Indy: 1.2079 miles

Clerk Of Course:	Stewards:	Timekeeper:	
------------------	-----------	-------------	--

Results can be found at www.tsl-timing.com

Printed - 17:00 Saturday, 16 March 2024



BMCRC - MRO Championships 2024 - Rnd 1 @ Brands Hatch Indy

BMCRC Rookie Minitwins

RACE 6 - CLASSIFICATION

Race Distance: 12 Laps / 14.49 miles



POS	NO	NAME	ENTRY	LAPS	TIME	GAP	DIFF	MPH	BEST	ON	GRD	↑↓
1	237	Tim WOOD	Suzuki SV650S - OJ Racing	12	12:26.134			69.93	59.208	12	2	1
2	177	Michael HOPKINS	Suzuki SV650 SK1 - MYSELF	12	12:48.196	22.062	22.062	67.92	1:02.033	12	3	1
3	75	Tom SVENSEN	Suzuki SV650 - Team TSR	12	12:49.572	23.438	1.376	67.80	1:03.006	3	9	6
4	14	George DAVIES	Suzuki SV650 -	12	12:56.088	29.954	6.516	67.23	1:03.005	9	5	1
5	46	Richard HODGES	Suzuki SV650 -	12	13:00.959	34.825	4.871	66.81	1:02.711	9	6	1
6	30	David LUFF	Suzuki SV650 -	12	13:06.814	40.680	5.855	66.32	1:03.906	10	8	2
7	41	Robert ROGERS	Suzuki SV650 -	12	13:10.884	44.750	4.070	65.98	1:03.424	7	12	5
8	122	James EGGINTON	Suzuki SV650 - Advance Computer Services - www.ACS.co.	12	13:25.557	59.423	14.673	64.77	1:05.807	4	11	3
9	16	Adam FREWIN	Suzuki SV650 - Mundo Street food Ibiza	12	13:26.360	1:00.226	0.803	64.71	1:05.092	4	13	4
10	909	James WOODROFFE	Suzuki SV650 -	12	13:27.065	1:00.931	0.705	64.65	1:05.637	3	18	8
11	251	Craig FERRIS	Suzuki SV650 -	11	13:01.634	1 Lap	1 Lap	61.19	1:08.146	8	14	3
12	444	Brian HARRISON	Suzuki SV650 -	11	13:07.926	1 Lap	6.292	60.70	1:08.617	10	10	-2
13	95	Richard NOVELL	Suzuki SV650 - RMN Consultants Ltd	11	13:08.595	1 Lap	0.669	60.65	1:06.814	10	15	2
14	17	Alex BUCHANAN	Suzuki SV650 - Novus	10	12:40.091	2 Laps	1 Lap	57.21	1:13.643	10	16	2
15	11	Marcus LAWLER	Suzuki SV650 -	9	13:07.642	3 Laps	1 Lap	49.68	1:23.762	2	17	2

NOT CLASSIFIED

DNF	101	Eddie WAKLEY	Suzuki SV650 -	11	11:51.607	1 Lap	0.000	67.22	1:01.669	10	7	
DNF	166	Ben KING	Suzuki SV650 -	10	10:28.175	2 Laps	1 Lap	69.22	59.869	9	1	
DNF	213	Paul WRIGHT	Suzuki SV650 -	1	1:14.948	11 Laps	9 Laps	58.02				4

FASTEST LAP

237	Tim WOOD	Suzuki SV650S - OJ Racing	12	59.208	73.44 mph	118.20 kph
-----	----------	---------------------------	----	--------	-----------	------------

Comments:
92.5% of Race Speed = 64.68 mph

Weather / Track : Cloudy / Wet

These results are provisional until the conclusion of any judicial and technical matters.

Date: 17/03/2024 Start: 11:33 Finish: 11:46

Brands Hatch Indy: 1.2079 miles

Clerk Of Course:	Stewards:	Timekeeper: <i>Craig Smith</i>	
------------------	-----------	-----------------------------------	--

Results can be found at www.tsl-timing.com

Printed - 11:51 Sunday, 17 March 2024



BMCRC - MRO Championships 2024 - Rnd 1 @ Brands Hatch Indy

BMCRC Rookie Minitwins

RACE 6 - LAP CHART

LAP 1 @ 11:34:58.925

NO	BEHIND	LAP TIME
166		1:07.369
177	1.168	1:08.537
75	3.427	1:10.796
30	3.605	1:10.974
237	3.700	1:11.069
14	5.043	1:12.412
46	6.035	1:13.404
122	6.379	1:13.748
16	7.293	1:14.662
213	7.579	1:14.948
101	8.096	1:15.465
909	8.777	1:16.146
41	10.277	1:17.646
444	12.244	1:19.613
17	16.303	1:23.672
251	16.409	1:23.778
95	17.487	1:24.856
11	27.582	1:34.951

LAP 2 @ 11:36:03.535

NO	BEHIND	LAP TIME
166		1:04.610
177	1.132	1:04.574
75	2.577	1:03.760
237	3.047	1:03.957
30	4.716	1:05.721
14	6.193	1:05.760
46	6.745	1:05.320
122	8.566	1:06.797
16	9.138	1:06.455
101	10.426	1:06.940
909	11.126	1:06.959
41	13.260	1:07.593
444	20.108	1:12.474
251	24.505	1:12.706
17	29.626	1:17.933
95	29.926	1:17.049
11	46.734	1:23.762

LAP 3 @ 11:37:07.542

NO	BEHIND	LAP TIME
166		1:04.007
177	1.476	1:04.351
75	1.576	1:03.006
237	1.661	1:02.621
30	5.912	1:05.203
46	7.504	1:04.766
14	7.647	1:05.461
16	10.588	1:05.457
122	11.241	1:06.682
101	12.351	1:05.932
909	12.756	1:05.637
41	15.469	1:06.216
444	27.524	1:11.423
251	30.879	1:10.381
95	37.249	1:11.330
17	42.404	1:16.785

LAP 4 @ 11:38:11.696

NO	BEHIND	LAP TIME
237		1:02.493

166	1.024	1:05.178
75	1.252	1:03.830
177	1.744	1:04.422
11	1 Lap	1:24.923
30	6.116	1:04.358
14	8.008	1:04.515
46	8.407	1:05.057
16	11.526	1:05.092
122	12.894	1:05.807
101	13.213	1:05.016
909	14.303	1:05.701
41	16.645	1:05.330
444	34.912	1:11.542
251	35.858	1:09.133
95	43.848	1:10.753
17	54.261	1:16.011

LAP 5 @ 11:39:13.559

NO	BEHIND	LAP TIME
237		1:01.863
166	0.898	1:01.737
75	2.786	1:03.397
177	3.402	1:03.521
30	9.401	1:05.148
14	9.771	1:03.626
46	12.067	1:05.523
16	15.536	1:05.873
101	15.892	1:04.542
122	17.558	1:06.527
909	18.926	1:06.486
41	19.346	1:04.564
11	1 Lap	1:27.736
444	42.387	1:09.338
251	43.517	1:09.522
95	51.712	1:09.727

LAP 6 @ 11:40:14.591

NO	BEHIND	LAP TIME
237		1:01.032
166	1.163	1:01.297
75	5.267	1:03.513
177	6.235	1:03.865
17	1 Lap	1:15.338
14	12.543	1:03.804
30	13.038	1:04.669
46	15.662	1:04.627
101	17.941	1:03.081
16	20.320	1:05.816
41	22.497	1:04.183
122	23.277	1:06.751
909	23.883	1:05.989
251	53.162	1:10.677
444	54.583	1:13.228
11	1 Lap	1:29.786
95	1:00.204	1:09.524

LAP 7 @ 11:41:15.297

NO	BEHIND	LAP TIME
237		1:00.706
166	1.335	1:00.878
75	7.919	1:03.358
177	9.136	1:03.607
14	15.194	1:03.357
30	16.892	1:04.560

46	19.553	1:04.597
101	19.693	1:02.458
17	1 Lap	1:14.408
41	25.215	1:03.424
16	25.278	1:05.664
122	29.036	1:06.465
909	29.572	1:06.395
251	1:01.186	1:08.730

LAP 8 @ 11:42:16.712

NO	BEHIND	LAP TIME
237		1:01.415
166	2.103	1:02.183
444	1 Lap	1:10.609
95	1 Lap	1:09.905
75	10.156	1:03.652
177	11.119	1:03.398
14	17.420	1:03.641
30	20.129	1:04.652
101	20.335	1:02.057
46	20.889	1:02.751
11	2 Laps	1:26.071
41	28.624	1:04.824
16	30.728	1:06.865
17	1 Lap	1:14.572
122	34.230	1:06.609
909	34.881	1:06.724

LAP 9 @ 11:43:18.356

NO	BEHIND	LAP TIME
237		1:01.644
166	0.328	59.869
251	1 Lap	1:08.146
444	1 Lap	1:10.309
75	12.366	1:03.854
177	12.941	1:03.466
95	1 Lap	1:08.507
14	18.781	1:03.005
101	20.814	1:02.123
46	21.956	1:02.711
30	22.655	1:04.170
41	31.390	1:04.410
16	35.653	1:06.569
122	39.440	1:06.854
909	40.918	1:07.681
11	2 Laps	1:24.999
17	1 Lap	1:13.716

LAP 10 @ 11:44:18.804

NO	BEHIND	LAP TIME
237		1:00.448
166	0.927	1:01.047
251	1 Lap	1:08.873
75	15.910	1:03.992
177	16.225	1:03.732
444	1 Lap	1:09.669
14	22.018	1:03.685
101	22.035	1:01.669
46	25.157	1:03.649
30	26.113	1:03.906
95	1 Lap	1:11.891
41	34.860	1:03.918
16	42.721	1:07.516
122	45.857	1:06.865

LAP 11 @ 11:45:18.482

NO	BEHIND	LAP TIME
237		59.678
11	3 Laps	1:26.102
177	19.237	1:02.690
75	19.637	1:03.405
101	24.681	1:02.324
251	1 Lap	1:09.806
14	25.676	1:03.336
46	28.987	1:03.508
444	1 Lap	1:08.617
30	30.992	1:04.557
95	1 Lap	1:06.814
41	39.055	1:03.873
16	51.336	1:08.293
122	52.567	1:06.388
909	53.345	1:06.700

LAP 12 @ 11:46:17.690

NO	BEHIND	LAP TIME
237		59.208
17	2 Laps	1:13.643
177	22.062	1:02.033
75	23.438	1:03.009
14	29.954	1:03.486
46	34.825	1:05.046
251	1 Lap	1:09.882
30	40.680	1:08.896
11	3 Laps	1:29.312
444	1 Lap	1:11.104
95	1 Lap	1:08.239
41	44.750	1:04.903
122	59.423	1:06.064
16	1:00.226	1:08.098
909	1:00.931	1:06.794

BMCRC - MRO Championships 2024 - Rnd 1 @ Brands Hatch Indy

BMCRC Rookie Minitwins

RACE 6 - POSITION CHART

No	Name	Lap Pos													
			1	2	3	4	5	6	7	8	9	10	11	12	
166	KING	1	166	166	166	237	237	237	237	237	237	237	237	237	237
237	WOOD	2	177	177	177	166	166	166	166	166	166	166	177	177	
177	HOPKINS	3	75	75	75	75	75	75	75	75	75	75	75	75	
213	WRIGHT	4	30	237	237	177	177	177	177	177	177	177	101	14	
14	DAVIES	5	237	30	30	30	30	14	14	14	14	14	14	46	
46	HODGES	6	14	14	46	14	14	30	30	30	101	101	46	30	
101	WAKLEY	7	46	46	14	46	46	46	46	101	46	46	30	41	
30	LUFF	8	122	122	16	16	16	101	101	46	30	30	41	122	
75	SVENSEN	9	16	16	122	122	101	16	41	41	41	41	16	16	
444	HARRISON	10	213	101	101	101	122	41	16	16	16	16	122	909	
122	EGGINTON	11	101	909	909	909	909	122	122	122	122	122	909		
41	ROGERS	12	909	41	41	41	41	909	909	909	909	909	251		
16	FREWIN	13	41	444	444	444	444	251	251	251	251	251	444		
251	FERRIS	14	444	251	251	251	251	444	444	444	444	444	95		
95	NOVELL	15	17	17	95	95	95	95	95	95	95	95			
17	BUCHANAN	16	251	95	17	17	17	17	17	17	17	17			
11	LAWLER	17	95	11	11	11	11	11	11	11					
909	WOODROFFE	18	11												

BMCRC - MRO Championships 2024 - Rnd 1 @ Brands Hatch Indy

BMCRC Rookie Minitwins

RACE 6 - SECTOR ANALYSIS



SECTOR 1 = FL to I1, SECTOR 2 = I1 to FL, DIFF = Difference To Personal Best Lap, P = Crossed Finish Line in Pit Lane, D = Time Disallowed

P1 237 RMT Tim WOOD		Suzuki SV650S - OJ Racing				
IDEAL LAP TIME : 59.208		BEST LAP TIME : 59.208		DIFFERENCE : 0.000		
LAP	SECTOR 1	SECTOR 2	LAP TIME	MPH	DIFF	TIME OF DAY
1 -		25.863	1:11.069	61.18	11.861	11:35:02.625
2 -	39.178	24.779	1:03.957	67.99	4.749	11:36:06.582
3 -	38.291	24.330	1:02.621	69.44	3.413	11:37:09.203
4 -	37.180	25.313	1:02.493	69.58	3.285	11:38:11.696
5 -	37.454	24.409	1:01.863	70.29	2.655	11:39:13.559
6 -	37.103	23.929	1:01.032	71.25	1.824	11:40:14.591
7 -	36.757	23.949	1:00.706	71.63	1.498	11:41:15.297
8 -	36.844	24.571	1:01.415	70.80	2.207	11:42:16.712
9 -	37.166	24.478	1:01.644	70.54	2.436	11:43:18.356
10 -	36.861	23.587	1:00.448 (3)	71.93	1.240	11:44:18.804
11 -	35.975	23.703	59.678 (2)	72.86	0.470	11:45:18.482
12 -	35.682	23.526	59.208 (1)	73.44		11:46:17.690

P2 177 RMT Michael HOPKINS		Suzuki SV650 SK1 - MYSELF				
IDEAL LAP TIME : 1:02.033		BEST LAP TIME : 1:02.033		DIFFERENCE : 0.000		
LAP	SECTOR 1	SECTOR 2	LAP TIME	MPH	DIFF	TIME OF DAY
1 -		25.407	1:08.537	63.44	6.504	11:35:00.093
2 -	38.754	25.820	1:04.574	67.34	2.541	11:36:04.667
3 -	38.712	25.639	1:04.351	67.57	2.318	11:37:09.018
4 -	38.609	25.813	1:04.422	67.50	2.389	11:38:13.440
5 -	38.394	25.127	1:03.521	68.45	1.488	11:39:16.961
6 -	37.827	26.038	1:03.865	68.09	1.832	11:40:20.826
7 -	38.412	25.195	1:03.607	68.36	1.574	11:41:24.433
8 -	38.458	24.940	1:03.398 (3)	68.59	1.365	11:42:27.831
9 -	38.087	25.379	1:03.466	68.51	1.433	11:43:31.297
10 -	38.506	25.226	1:03.732	68.23	1.699	11:44:35.029
11 -	37.831	24.859	1:02.690 (2)	69.36	0.657	11:45:37.719
12 -	37.320	24.713	1:02.033 (1)	70.10		11:46:39.752

P3 75 RMT Tom SVENSEN		Suzuki SV650 - Team TSR				
IDEAL LAP TIME : 1:02.756		BEST LAP TIME : 1:03.006		DIFFERENCE : 0.250		
LAP	SECTOR 1	SECTOR 2	LAP TIME	MPH	DIFF	TIME OF DAY
1 -		26.011	1:10.796	61.42	7.790	11:35:02.352
2 -	38.756	25.004	1:03.760	68.20	0.754	11:36:06.112
3 -	38.175	24.831	1:03.006 (1)	69.01		11:37:09.118
4 -	37.996	25.834	1:03.830	68.12	0.824	11:38:12.948
5 -	38.455	24.942	1:03.397	68.59	0.391	11:39:16.345
6 -	38.008	25.505	1:03.513	68.46	0.507	11:40:19.858
7 -	38.368	24.990	1:03.358 (3)	68.63	0.352	11:41:23.216
8 -	38.326	25.326	1:03.652	68.31	0.646	11:42:26.868
9 -	38.569	25.285	1:03.854	68.10	0.848	11:43:30.722
10 -	38.789	25.203	1:03.992	67.95	0.986	11:44:34.714
11 -	38.264	25.141	1:03.405	68.58	0.399	11:45:38.119
12 -	37.925	25.084	1:03.009 (2)	69.01	0.003	11:46:41.128

BMCRC - MRO Championships 2024 - Rnd 1 @ Brands Hatch Indy

BMCRC Rookie Minitwins

RACE 6 - SECTOR ANALYSIS



SECTOR 1 = FL to I1, SECTOR 2 = I1 to FL, DIFF = Difference To Personal Best Lap, P = Crossed Finish Line in Pit Lane, D = Time Disallowed

P4		14 RMT	George DAVIES	Suzuki SV650 -		
IDEAL LAP TIME : 1:02.575		BEST LAP TIME : 1:03.005		DIFFERENCE : 0.430		
LAP	SECTOR 1	SECTOR 2	LAP TIME	MPH	DIFF	TIME OF DAY
1 -		26.237	1:12.412	60.05	9.407	11:35:03.968
2 -	40.097	25.663	1:05.760	66.12	2.755	11:36:09.728
3 -	39.235	26.226	1:05.461	66.43	2.456	11:37:15.189
4 -	39.093	25.422	1:04.515	67.40	1.510	11:38:19.704
5 -	38.589	25.037	1:03.626	68.34	0.621	11:39:23.330
6 -	38.529	25.275	1:03.804	68.15	0.799	11:40:27.134
7 -	38.278	25.079	1:03.357 (3)	68.63	0.352	11:41:30.491
8 -	38.360	25.281	1:03.641	68.33	0.636	11:42:34.132
9 -	37.538	25.467	1:03.005 (1)	69.01		11:43:37.137
10 -	38.311	25.374	1:03.685	68.28	0.680	11:44:40.822
11 -	38.239	25.097	1:03.336 (2)	68.65	0.331	11:45:44.158
12 -	37.686	25.800	1:03.486	68.49	0.481	11:46:47.644

P5		46 RMT	Richard HODGES	Suzuki SV650 -		
IDEAL LAP TIME : 1:02.711		BEST LAP TIME : 1:02.711		DIFFERENCE : 0.000		
LAP	SECTOR 1	SECTOR 2	LAP TIME	MPH	DIFF	TIME OF DAY
1 -		26.773	1:13.404	59.24	10.693	11:35:04.960
2 -	39.375	25.945	1:05.320	66.57	2.609	11:36:10.280
3 -	38.838	25.928	1:04.766	67.14	2.055	11:37:15.046
4 -	38.881	26.176	1:05.057	66.84	2.346	11:38:20.103
5 -	39.774	25.749	1:05.523	66.36	2.812	11:39:25.626
6 -	39.357	25.270	1:04.627	67.28	1.916	11:40:30.253
7 -	38.569	26.028	1:04.597	67.31	1.886	11:41:34.850
8 -	37.822	24.929	1:02.751 (2)	69.29	0.040	11:42:37.601
9 -	37.787	24.924	1:02.711 (1)	69.34		11:43:40.312
10 -	38.183	25.466	1:03.649	68.32	0.938	11:44:43.961
11 -	38.099	25.409	1:03.508 (3)	68.47	0.797	11:45:47.469
12 -	38.177	26.869	1:05.046	66.85	2.335	11:46:52.515

P6		30 RMT	David LUFF	Suzuki SV650 -		
IDEAL LAP TIME : 1:03.872		BEST LAP TIME : 1:03.906		DIFFERENCE : 0.034		
LAP	SECTOR 1	SECTOR 2	LAP TIME	MPH	DIFF	TIME OF DAY
1 -		26.356	1:10.974	61.27	7.068	11:35:02.530
2 -	39.776	25.945	1:05.721	66.16	1.815	11:36:08.251
3 -	38.787	26.416	1:05.203	66.69	1.297	11:37:13.454
4 -	38.535	25.823	1:04.358 (3)	67.56	0.452	11:38:17.812
5 -	39.073	26.075	1:05.148	66.74	1.242	11:39:22.960
6 -	38.514	26.155	1:04.669	67.24	0.763	11:40:27.629
7 -	38.584	25.976	1:04.560	67.35	0.654	11:41:32.189
8 -	38.351	26.301	1:04.652	67.26	0.746	11:42:36.841
9 -	38.222	25.948	1:04.170 (2)	67.76	0.264	11:43:41.011
10 -	38.049	25.857	1:03.906 (1)	68.04		11:44:44.917
11 -	38.381	26.176	1:04.557	67.36	0.651	11:45:49.474
12 -	38.808	30.088	1:08.896	63.11	4.990	11:46:58.370

BMCRC - MRO Championships 2024 - Rnd 1 @ Brands Hatch Indy

BMCRC Rookie Minitwins

RACE 6 - SECTOR ANALYSIS



SECTOR 1 = FL to I1, SECTOR 2 = I1 to FL, DIFF = Difference To Personal Best Lap, P = Crossed Finish Line in Pit Lane, D = Time Disallowed

P7		41 RMT	Robert ROGERS	Suzuki SV650 -		
IDEAL LAP TIME : 1:03.335		BEST LAP TIME : 1:03.424		DIFFERENCE : 0.089		
LAP	SECTOR 1	SECTOR 2	LAP TIME	MPH	DIFF	TIME OF DAY
1 -		27.330	1:17.646	56.00	14.222	11:35:09.202
2 -	41.292	26.301	1:07.593	64.33	4.169	11:36:16.795
3 -	39.996	26.220	1:06.216	65.67	2.792	11:37:23.011
4 -	40.046	25.284	1:05.330	66.56	1.906	11:38:28.341
5 -	39.359	25.205	1:04.564	67.35	1.140	11:39:32.905
6 -	38.799	25.384	1:04.183	67.75	0.759	11:40:37.088
7 -	38.130	25.294	1:03.424 (1)	68.56		11:41:40.512
8 -	39.512	25.312	1:04.824	67.08	1.400	11:42:45.336
9 -	38.730	25.680	1:04.410	67.51	0.986	11:43:49.746
10 -	38.440	25.478	1:03.918 (3)	68.03	0.494	11:44:53.664
11 -	38.363	25.510	1:03.873 (2)	68.08	0.449	11:45:57.537
12 -	38.960	25.943	1:04.903	67.00	1.479	11:47:02.440

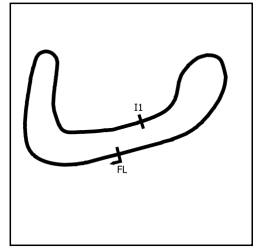
P8		122 RMT	James EGGINTON	Suzuki SV650 - Advance Computer Services - www.ACS.co.uk		
IDEAL LAP TIME : 1:05.807		BEST LAP TIME : 1:05.807		DIFFERENCE : 0.000		
LAP	SECTOR 1	SECTOR 2	LAP TIME	MPH	DIFF	TIME OF DAY
1 -		26.216	1:13.748	58.96	7.941	11:35:05.304
2 -	40.692	26.105	1:06.797	65.10	0.990	11:36:12.101
3 -	40.825	25.857	1:06.682	65.21	0.875	11:37:18.783
4 -	40.081	25.726	1:05.807 (1)	66.08		11:38:24.590
5 -	40.773	25.754	1:06.527	65.36	0.720	11:39:31.117
6 -	40.827	25.924	1:06.751	65.14	0.944	11:40:37.868
7 -	40.537	25.928	1:06.465	65.42	0.658	11:41:44.333
8 -	40.396	26.213	1:06.609	65.28	0.802	11:42:50.942
9 -	40.467	26.387	1:06.854	65.04	1.047	11:43:57.796
10 -	40.631	26.234	1:06.865	65.03	1.058	11:45:04.661
11 -	40.396	25.992	1:06.388 (3)	65.50	0.581	11:46:11.049
12 -	40.149	25.915	1:06.064 (2)	65.82	0.257	11:47:17.113

P9		16 RMT	Adam FREWIN	Suzuki SV650 - Mundo Street food Ibiza		
IDEAL LAP TIME : 1:05.045		BEST LAP TIME : 1:05.092		DIFFERENCE : 0.047		
LAP	SECTOR 1	SECTOR 2	LAP TIME	MPH	DIFF	TIME OF DAY
1 -		26.688	1:14.662	58.24	9.570	11:35:06.218
2 -	40.132	26.323	1:06.455	65.43	1.363	11:36:12.673
3 -	39.497	25.960	1:05.457 (2)	66.43	0.365	11:37:18.130
4 -	39.436	25.656	1:05.092 (1)	66.80		11:38:23.222
5 -	40.264	25.609	1:05.873	66.01	0.781	11:39:29.095
6 -	39.507	26.309	1:05.816	66.07	0.724	11:40:34.911
7 -	39.817	25.847	1:05.664 (3)	66.22	0.572	11:41:40.575
8 -	40.273	26.592	1:06.865	65.03	1.773	11:42:47.440
9 -	40.327	26.242	1:06.569	65.32	1.477	11:43:54.009
10 -	40.542	26.974	1:07.516	64.40	2.424	11:45:01.525
11 -	41.253	27.040	1:08.293	63.67	3.201	11:46:09.818
12 -	41.621	26.477	1:08.098	63.85	3.006	11:47:17.916

BMCRC - MRO Championships 2024 - Rnd 1 @ Brands Hatch Indy

BMCRC Rookie Minitwins

RACE 6 - SECTOR ANALYSIS



SECTOR 1 = FL to I1, SECTOR 2 = I1 to FL, DIFF = Difference To Personal Best Lap, P = Crossed Finish Line in Pit Lane, D = Time Disallowed

P10 909 RMT James WOODROFFE		Suzuki SV650 -				
IDEAL LAP TIME : 1:05.072		BEST LAP TIME : 1:05.637		DIFFERENCE : 0.565		
LAP	SECTOR 1	SECTOR 2	LAP TIME	MPH	DIFF	TIME OF DAY
1 -		27.073	1:16.146	57.10	10.509	11:35:07.702
2 -	41.389	25.570	1:06.959	64.94	1.322	11:36:14.661
3 -	39.770	25.867	1:05.637 (1)	66.25		11:37:20.298
4 -	40.399	25.302	1:05.701 (2)	66.18	0.064	11:38:25.999
5 -	41.092	25.394	1:06.486	65.40	0.849	11:39:32.485
6 -	40.434	25.555	1:05.989	65.89	0.352	11:40:38.474
7 -	40.115	26.280	1:06.395	65.49	0.758	11:41:44.869
8 -	40.241	26.483	1:06.724	65.17	1.087	11:42:51.593
9 -	41.161	26.520	1:07.681	64.25	2.044	11:43:59.274
10 -	39.935	25.918	1:05.853 (3)	66.03	0.216	11:45:05.127
11 -	40.105	26.595	1:06.700	65.19	1.063	11:46:11.827
12 -	40.173	26.621	1:06.794	65.10	1.157	11:47:18.621

P11 251 RMT Craig FERRIS		Suzuki SV650 -				
IDEAL LAP TIME : 1:08.049		BEST LAP TIME : 1:08.146		DIFFERENCE : 0.097		
LAP	SECTOR 1	SECTOR 2	LAP TIME	MPH	DIFF	TIME OF DAY
1 -		29.435	1:23.778	51.90	15.632	11:35:15.334
2 -	44.315	28.391	1:12.706	59.81	4.560	11:36:28.040
3 -	42.353	28.028	1:10.381	61.78	2.235	11:37:38.421
4 -	41.810	27.323	1:09.133	62.90	0.987	11:38:47.554
5 -	41.984	27.538	1:09.522	62.55	1.376	11:39:57.076
6 -	42.558	28.119	1:10.677	61.52	2.531	11:41:07.753
7 -	41.641	27.089	1:08.730 (2)	63.27	0.584	11:42:16.483
8 -	41.446	26.700	1:08.146 (1)	63.81		11:43:24.629
9 -	41.349	27.524	1:08.873 (3)	63.13	0.727	11:44:33.502
10 -	41.776	28.030	1:09.806	62.29	1.660	11:45:43.308
11 -	41.667	28.215	1:09.882	62.22	1.736	11:46:53.190

P12 444 RMT Brian HARRISON		Suzuki SV650 -				
IDEAL LAP TIME : 1:08.573		BEST LAP TIME : 1:08.617		DIFFERENCE : 0.044		
LAP	SECTOR 1	SECTOR 2	LAP TIME	MPH	DIFF	TIME OF DAY
1 -		27.999	1:19.613	54.62	10.996	11:35:11.169
2 -	44.350	28.124	1:12.474	60.00	3.857	11:36:23.643
3 -	43.304	28.119	1:11.423	60.88	2.806	11:37:35.066
4 -	44.044	27.498	1:11.542	60.78	2.925	11:38:46.608
5 -	42.060	27.278	1:09.338 (2)	62.71	0.721	11:39:55.946
6 -	44.648	28.580	1:13.228	59.38	4.611	11:41:09.174
7 -	42.878	27.731	1:10.609	61.58	1.992	11:42:19.783
8 -	42.486	27.823	1:10.309	61.84	1.692	11:43:30.092
9 -	42.443	27.226	1:09.669 (3)	62.41	1.052	11:44:39.761
10 -	41.347	27.270	1:08.617 (1)	63.37		11:45:48.378
11 -	43.103	28.001	1:11.104	61.15	2.487	11:46:59.482

P13 95 RMT Richard NOVELL		Suzuki SV650 - RMN Consultants Ltd				
IDEAL LAP TIME : 1:06.814		BEST LAP TIME : 1:06.814		DIFFERENCE : 0.000		
LAP	SECTOR 1	SECTOR 2	LAP TIME	MPH	DIFF	TIME OF DAY
1 -		30.203	1:24.856	51.24	18.042	11:35:16.412
2 -	46.586	30.463	1:17.049	56.43	10.235	11:36:33.461
3 -	43.043	28.287	1:11.330	60.96	4.516	11:37:44.791
4 -	42.471	28.282	1:10.753	61.46	3.939	11:38:55.544
5 -	41.661	28.066	1:09.727	62.36	2.913	11:40:05.271
6 -	41.673	27.851	1:09.524	62.54	2.710	11:41:14.795
7 -	42.496	27.409	1:09.905	62.20	3.091	11:42:24.700
8 -	40.690	27.817	1:08.507 (3)	63.47	1.693	11:43:33.207
9 -	44.475	27.416	1:11.891	60.48	5.077	11:44:45.098
10 -	40.151	26.663	1:06.814 (1)	65.08		11:45:51.912
11 -	41.106	27.133	1:08.239 (2)	63.72	1.425	11:47:00.151

BMCRC - MRO Championships 2024 - Rnd 1 @ Brands Hatch Indy

BMCRC Rookie Minitwins

RACE 6 - SECTOR ANALYSIS



SECTOR 1 = FL to I1, SECTOR 2 = I1 to FL, DIFF = Difference To Personal Best Lap, P = Crossed Finish Line in Pit Lane, D = Time Disallowed

P14 17 RMT Alex BUCHANAN			Suzuki SV650 - Novus			
IDEAL LAP TIME : 1:13.415		BEST LAP TIME : 1:13.643	DIFFERENCE : 0.228			
LAP	SECTOR 1	SECTOR 2	LAP TIME	MPH	DIFF	TIME OF DAY
1 -		29.981	1:23.672	51.97	10.029	11:35:15.228
2 -	47.612	30.321	1:17.933	55.79	4.290	11:36:33.161
3 -	46.734	30.051	1:16.785	56.63	3.142	11:37:49.946
4 -	46.557	29.454	1:16.011	57.21	2.368	11:39:05.957
5 -	46.469	28.869	1:15.338	57.72	1.695	11:40:21.295
6 -	45.349	29.059	1:14.408	58.44	0.765	11:41:35.703
7 -	44.962	29.610	1:14.572	58.31	0.929	11:42:50.275
8 -	45.001	28.715	1:13.716 (2)	58.99	0.073	11:44:03.991
9 -	45.254	28.759	1:14.013 (3)	58.75	0.370	11:45:18.004
10 -	44.700	28.943	1:13.643 (1)	59.04		11:46:31.647

P15 11 RMT Marcus LAWLER			Suzuki SV650 -			
IDEAL LAP TIME : 1:23.762		BEST LAP TIME : 1:23.762	DIFFERENCE : 0.000			
LAP	SECTOR 1	SECTOR 2	LAP TIME	MPH	DIFF	TIME OF DAY
1 -		32.691	1:34.951	45.79	11.189	11:35:26.507
2 -	51.312	32.450	1:23.762 (1)	51.91		11:36:50.269
3 -	51.793	33.130	1:24.923 (2)	51.20	1.161	11:38:15.192
4 -	54.467	33.269	1:27.736	49.56	3.974	11:39:42.928
5 -	56.157	33.629	1:29.786	48.43	6.024	11:41:12.714
6 -	52.849	33.222	1:26.071	50.52	2.309	11:42:38.785
7 -	52.519	32.480	1:24.999 (3)	51.16	1.237	11:44:03.784
8 -	52.768	33.334	1:26.102	50.50	2.340	11:45:29.886
9 -	53.698	35.614	1:29.312	48.69	5.550	11:46:59.198

P16 101 RMT Eddie WAKLEY			Suzuki SV650 -			
IDEAL LAP TIME : 1:01.333		BEST LAP TIME : 1:01.669	DIFFERENCE : 0.336			
LAP	SECTOR 1	SECTOR 2	LAP TIME	MPH	DIFF	TIME OF DAY
1 -		27.193	1:15.465	57.62	13.796	11:35:07.021
2 -	40.565	26.375	1:06.940	64.96	5.271	11:36:13.961
3 -	39.775	26.157	1:05.932	65.95	4.263	11:37:19.893
4 -	39.110	25.906	1:05.016	66.88	3.347	11:38:24.909
5 -	38.731	25.811	1:04.542	67.37	2.873	11:39:29.451
6 -	38.093	24.988	1:03.081	68.93	1.412	11:40:32.532
7 -	37.383	25.075	1:02.458	69.62	0.789	11:41:34.990
8 -	37.403	24.654	1:02.057 (2)	70.07	0.388	11:42:37.047
9 -	36.679	25.444	1:02.123 (3)	69.99	0.454	11:43:39.170
10 -	36.812	24.857	1:01.669 (1)	70.51		11:44:40.839
11 -	36.990	25.334	1:02.324	69.77	0.655	11:45:43.163

P17 166 RMT Ben KING			Suzuki SV650 -			
IDEAL LAP TIME : 59.534		BEST LAP TIME : 59.869	DIFFERENCE : 0.335			
LAP	SECTOR 1	SECTOR 2	LAP TIME	MPH	DIFF	TIME OF DAY
1 -		25.162	1:07.369	64.54	7.500	11:34:58.925
2 -	39.025	25.585	1:04.610	67.30	4.741	11:36:03.535
3 -	38.568	25.439	1:04.007	67.93	4.138	11:37:07.542
4 -	38.499	26.679	1:05.178	66.71	5.309	11:38:12.720
5 -	37.417	24.320	1:01.737	70.43	1.868	11:39:14.457
6 -	37.380	23.917	1:01.297	70.94	1.428	11:40:15.754
7 -	36.877	24.001	1:00.878 (2)	71.43	1.009	11:41:16.632
8 -	37.497	24.686	1:02.183	69.93	2.314	11:42:18.815
9 -	36.382	23.487	59.869 (1)	72.63		11:43:18.684
10 -	37.022	24.025	1:01.047 (3)	71.23	1.178	11:44:19.731

P18 213 RMT Paul WRIGHT			Suzuki SV650 -			
IDEAL LAP TIME : 1:12.653		BEST LAP TIME :	DIFFERENCE :			
LAP	SECTOR 1	SECTOR 2	LAP TIME	MPH	DIFF	TIME OF DAY
1 -		28.592	1:14.948	58.02		11:35:06.504

BMCRC - MRO Championships 2024 - Rnd 1 @ Brands Hatch Indy

BMCRC Rookie Minitwins

RACE 6 - BEST SECTORS

SECTOR 1			SECTOR 2			IDEAL / BEST COMPARISON						
POS	NO	NAME	TIME	NO	NAME	TIME	POS	NO	NAME	IDEAL	BEST	DIFF
									PERFECT LAP	59.169		
1	237	WOOD	35.682	166	KING	23.487	1	237	WOOD	59.208	59.208	0.000
2	166	KING	36.047	237	WOOD	23.526	2	166	KING	59.534	59.869	0.335
3	101	WAKLEY	36.679	101	WAKLEY	24.654	3	101	WAKLEY	1:01.333	1:01.669	0.336
4	177	HOPKINS	37.320	177	HOPKINS	24.713	4	177	HOPKINS	1:02.033	1:02.033	0.000
5	14	DAVIES	37.538	75	SVENSEN	24.831	5	14	DAVIES	1:02.575	1:03.005	0.430
6	46	HODGES	37.787	46	HODGES	24.924	6	46	HODGES	1:02.711	1:02.711	0.000
7	75	SVENSEN	37.925	14	DAVIES	25.037	7	75	SVENSEN	1:02.756	1:03.006	0.250
8	30	LUFF	38.049	41	ROGERS	25.205	8	41	ROGERS	1:03.335	1:03.424	0.089
9	41	ROGERS	38.130	909	WOODROFFE	25.302	9	30	LUFF	1:03.872	1:03.906	0.034
10	16	FREWIN	39.436	16	FREWIN	25.609	10	16	FREWIN	1:05.045	1:05.092	0.047
11	909	WOODROFFE	39.770	122	EGGINTON	25.726	11	909	WOODROFFE	1:05.072	1:05.637	0.565
12	122	EGGINTON	40.081	30	LUFF	25.823	12	122	EGGINTON	1:05.807	1:05.807	0.000
13	95	NOVELL	40.151	95	NOVELL	26.663	13	95	NOVELL	1:06.814	1:06.814	0.000
14	444	HARRISON	41.347	251	FERRIS	26.700	14	251	FERRIS	1:08.049	1:08.146	0.097
15	251	FERRIS	41.349	444	HARRISON	27.226	15	444	HARRISON	1:08.573	1:08.617	0.044
16	213	WRIGHT	44.061	213	WRIGHT	28.592	16	213	WRIGHT	1:12.653		
17	17	BUCHANAN	44.700	17	BUCHANAN	28.715	17	17	BUCHANAN	1:13.415	1:13.643	0.228
18	11	LAWLER	51.312	11	LAWLER	32.450	18	11	LAWLER	1:23.762	1:23.762	0.000

BMCRC - MRO Championships 2024 - Rnd 1 @ Brands Hatch Indy

BMCRC Rookie Minitwins

RACE 6 - STATISTICS

Competitors Started	18
Planned Start	2024-03-17 @ 11:40:00.000
Actual Start	2024-03-17 @ 11:33:51.555
Finish Time	2024-03-17 @ 11:46:17.689
Track Length	1.2079mi.
Total Laps	194
Total Distance Covered	234.3414mi.

Session Fastest Lap History

NO	NAME	LAP TIME	TIME OF DAY	LAP	VEHICLE
166	Ben KING	1:04.610	11:36:03.548	2	Suzuki SV650
177	Michael HOPKINS	1:04.574	11:36:04.677	2	Suzuki SV650 SK1
75	Tom SVENSEN	1:03.760	11:36:06.135	2	Suzuki SV650
75	Tom SVENSEN	1:03.006	11:37:09.102	3	Suzuki SV650
237	Tim WOOD	1:02.621	11:37:09.216	3	Suzuki SV650S
237	Tim WOOD	1:02.493	11:38:11.709	4	Suzuki SV650S
237	Tim WOOD	1:01.863	11:39:13.572	5	Suzuki SV650S
166	Ben KING	1:01.737	11:39:14.470	5	Suzuki SV650
237	Tim WOOD	1:01.032	11:40:14.603	6	Suzuki SV650S
237	Tim WOOD	1:00.706	11:41:15.306	7	Suzuki SV650S
166	Ben KING	59.869	11:43:18.698	9	Suzuki SV650
237	Tim WOOD	59.678	11:45:18.488	11	Suzuki SV650S
237	Tim WOOD	59.208	11:46:17.692	12	Suzuki SV650S

Session Leader History

NO	NAME	FROM LAP	LAPS LED	DISTANCE	VEHICLE
166	Ben KING	1	3	3.62 miles	Suzuki SV650
237	Tim WOOD	4	9	10.87 miles	Suzuki SV650S

Flag History

TYPE	TIME OF DAY
GREEN	11:33:51.555
FINISH	11:46:17.689

Flag Statistics

TYPE	COUNT	TOTAL LAPS	TOTAL TIME
Green	1	12	13:35.833
Red	0	0	0.000
Safety Car	0	0	0.000
FCY	0	0	0.000

BMCRC - MRO Championships 2024 - Rnd 1 @ Brands Hatch Indy

BMCRC Rookie Minitwins

RACE 18 - GRID (10 Laps)



ROW 6	18	1:23.762	11	Marcus LAWLER	17	1:13.643	17	Alex BUCHANAN	16	1:08.617	444	Brian HARRISON			
ROW 5			15	1:08.146	251	Craig FERRIS	14	1:06.814	95	Richard NOVELL	13	1:05.807	122	James EGGINTON	
ROW 4			12	1:05.637	909	James WOODROFFE	11	1:05.092	16	Adam FREWIN	10		213	Paul WRIGHT	
ROW 3				1:03.906	9	30	David LUFF	8	1:03.424	41	Robert ROGERS	7	1:03.006	75	Tom SVENSEN
ROW 2			6	1:03.005	14	George DAVIES	5	1:02.711	46	Richard HODGES	4	1:02.033	177	Michael HOPKINS	
ROW 1				1:01.669	3	101	Eddie WAKLEY	2	59.869	166	Ben KING	1	59.208	237	Tim WOOD
															Pole

These results are provisional until the conclusion of any judicial and technical matters.

Brands Hatch Indy: 1.2079 miles

Clerk Of Course:	Stewards:	Timekeeper:	<i>Craig Smith</i>	
------------------	-----------	-------------	--------------------	--

Results can be found at www.tsl-timing.com

Printed - 11:53 Sunday, 17 March 2024



BMCRC - MRO Championships 2024 - Rnd 1 @ Brands Hatch Indy

BMCRC Rookie Minitwins

RACE 18 - CLASSIFICATION

Race Distance: 7 Laps / 8.45 miles



POS	NO	NAME	ENTRY	LAPS	TIME	GAP	DIFF	MPH	BEST	ON	GRD	↑↓
1	237	Tim WOOD	Suzuki SV650S - OJ Racing	7	6:39.955			76.10	55.944	5	1	0
2	46	Richard HODGES	Suzuki SV650 -	7	6:47.204	7.249	7.249	74.75	56.044	7	5	3
3	166	Ben KING	Suzuki SV650 -	7	6:47.297	7.342	0.093	74.73	56.688	7	2	-1
4	177	Michael HOPKINS	Suzuki SV650 SK1 - MYSELF	7	6:50.541	10.586	3.244	74.14	57.528	5	4	0
5	101	Eddie WAKLEY	Suzuki SV650 -	7	6:54.065	14.110	3.524	73.51	56.710	6	3	-2
6	75	Tom SVENSEN	Suzuki SV650 - Team TSR	7	6:54.600	14.645	0.535	73.42	57.185	7	7	1
7	213	Paul WRIGHT	Suzuki SV650 -	7	7:02.075	22.120	7.475	72.12	57.871	5	18	11
8	41	Robert ROGERS	Suzuki SV650 -	7	7:05.182	25.227	3.107	71.59	59.445	7	8	0
9	122	James EGGINTON	Suzuki SV650 - Advance Computer Services - www.ACS.co.	7	7:05.331	25.376	0.149	71.56	59.225	7	12	3
10	14	George DAVIES	Suzuki SV650 -	7	7:05.633	25.678	0.302	71.51	59.147	6	6	-4
11	444	Brian HARRISON	Suzuki SV650 -	7	7:09.446	29.491	3.813	70.88	58.536	5	15	4
12	909	James WOODROFFE	Suzuki SV650 -	7	7:09.481	29.526	0.035	70.87	59.245	5	11	-1
13	30	David LUFF	Suzuki SV650 -	7	7:10.171	30.216	0.690	70.76	58.841	5	9	-4
14	16	Adam FREWIN	Suzuki SV650 - Mundo Street food Ibiza	7	7:23.459	43.504	13.288	68.64	1:01.022	3	10	-4
15	17	Alex BUCHANAN	Suzuki SV650 - Novus	7	7:27.733	47.778	4.274	67.98	1:02.345	6	16	1
16	251	Craig FERRIS	Suzuki SV650 -	6	6:44.517	1 Lap	1 Lap	64.50	1:05.812	3	14	-2

FASTEST LAP

237	Tim WOOD	Suzuki SV650S - OJ Racing	5	55.944	77.73 mph	125.09 kph
-----	----------	---------------------------	---	--------	-----------	------------

Comments:

92.5% of Race Speed = 70.39 mph

Weather / Track : Cloudy / Dry

These results are provisional until the conclusion of any judicial and technical matters.

Date: 17/03/2024 Start: 16:00 Finish: 16:07

Brands Hatch Indy: 1.2079 miles

Clerk Of Course:

Stewards:

Timekeeper:

Craig Smith



Results can be found at www.tsl-timing.com

Printed - 16:08 Sunday, 17 March 2024



BMCRC - MRO Championships 2024 - Rnd 1 @ Brands Hatch Indy

BMCRC Rookie Minitwins

RACE 18 - LAP CHART

LAP 1 @ 16:01:59.914

NO	BEHIND	LAP TIME
237		1:02.408
166	0.014	1:02.422
177	1.076	1:03.484
46	1.540	1:03.948
41	3.157	1:05.565
75	4.281	1:06.689
30	4.300	1:06.708
101	4.331	1:06.739
14	5.092	1:07.500
213	5.341	1:07.749
122	5.427	1:07.835
16	6.479	1:08.887
909	6.853	1:09.261
444	7.091	1:09.499
17	7.865	1:10.273
251	11.273	1:13.681

LAP 2 @ 16:02:55.907

NO	BEHIND	LAP TIME
237		55.993
166	1.676	57.655
177	2.849	57.766
46	2.998	57.451
75	7.118	58.830
101	7.369	59.031
41	7.928	1:00.764
14	9.435	1:00.336
213	9.661	1:00.313
122	9.773	1:00.339
30	10.651	1:02.344
909	11.347	1:00.487
16	12.032	1:01.546
444	12.159	1:01.061
17	15.068	1:03.196
251	21.240	1:05.960

LAP 3 @ 16:03:52.705

NO	BEHIND	LAP TIME
237		56.798
166	3.160	58.282
46	3.697	57.497
177	4.063	58.012
101	8.773	58.202
75	8.970	58.650
41	11.030	59.900
213	11.928	59.065
122	12.299	59.324
14	13.058	1:00.421
30	13.848	59.995
909	14.164	59.615
16	16.256	1:01.022
444	16.485	1:01.124
17	21.708	1:03.438
251	30.254	1:05.812

LAP 4 @ 16:04:48.932

NO	BEHIND	LAP TIME
237		56.227
166	5.360	58.427
46	5.366	57.896
177	5.656	57.820

101	10.132	57.586	909	29.526	1:00.723
75	10.591	57.848	30	30.216	1:00.301
213	14.170	58.469	16	43.504	1:04.520
41	14.617	59.814	17	47.778	1:02.690
122	15.762	59.690			
14	16.356	59.525			
30	17.473	59.852			
909	17.878	59.941			
444	19.716	59.458			
16	21.493	1:01.464			
17	28.191	1:02.710			
251	40.357	1:06.330			

LAP 5 @ 16:05:44.876

NO	BEHIND	LAP TIME
237		55.944
46	5.948	56.526
166	6.131	56.715
177	7.240	57.528
75	12.259	57.612
101	12.478	58.290
213	16.097	57.871
41	18.396	59.723
122	19.479	59.661
14	19.863	59.451
30	20.370	58.841
909	21.179	59.245
444	22.308	58.536
16	27.786	1:02.237
17	35.328	1:03.081
251	50.685	1:06.272

LAP 6 @ 16:06:41.117

NO	BEHIND	LAP TIME
237		56.241
166	6.998	57.108
46	7.549	57.842
177	8.582	57.583
101	12.947	56.710
75	13.804	57.786
213	19.803	59.947
41	22.126	59.971
122	22.495	59.257
14	22.769	59.147
909	25.147	1:00.209
444	26.170	1:00.103
30	26.259	1:02.130
16	35.328	1:03.783
17	41.432	1:02.345

LAP 7 @ 16:07:37.461

NO	BEHIND	LAP TIME
237		56.344
251	1 Lap	1:06.462
46	7.249	56.044
166	7.342	56.688
177	10.586	58.348
101	14.110	57.507
75	14.645	57.185
213	22.120	58.661
41	25.227	59.445
122	25.376	59.225
14	25.678	59.253
444	29.491	59.665

BMCRC - MRO Championships 2024 - Rnd 1 @ Brands Hatch Indy

BMCRC Rookie Minitwins

RACE 18 - POSITION CHART

No	Name	Lap							
		Pos	1	2	3	4	5	6	7
237	WOOD	1	237	237	237	237	237	237	237
166	KING	2	166	166	166	166	46	166	46
101	WAKLEY	3	177	177	46	46	166	46	166
177	HOPKINS	4	46	46	177	177	177	177	177
46	HODGES	5	41	75	101	101	75	101	101
14	DAVIES	6	75	101	75	75	101	75	75
75	SVENSEN	7	30	41	41	213	213	213	213
41	ROGERS	8	101	14	213	41	41	41	41
30	LUFF	9	14	213	122	122	122	122	122
16	FREWIN	10	213	122	14	14	14	14	14
909	WOODROFFE	11	122	30	30	30	30	909	444
122	EGGINTON	12	16	909	909	909	909	444	909
251	FERRIS	13	909	16	16	444	444	30	30
444	HARRISON	14	444	444	444	16	16	16	16
17	BUCHANAN	15	17	17	17	17	17	17	17
213	WRIGHT	16	251	251	251	251	251	251	

BMCRC - MRO Championships 2024 - Rnd 1 @ Brands Hatch Indy

BMCRC Rookie Minitwins

RACE 18 - SECTOR ANALYSIS



SECTOR 1 = FL to I1, SECTOR 2 = I1 to FL, DIFF = Difference To Personal Best Lap, P = Crossed Finish Line in Pit Lane, D = Time Disallowed

P1 237 RMT Tim WOOD		Suzuki SV650S - OJ Racing				
IDEAL LAP TIME : 55.765		BEST LAP TIME : 55.944		DIFFERENCE : 0.179		
LAP	SECTOR 1	SECTOR 2	LAP TIME	MPH	DIFF	TIME OF DAY
1 -		22.771	1:02.408	69.67	6.464	16:01:59.914
2 -	33.602	22.391	55.993 (2)	77.66	0.049	16:02:55.907
3 -	34.236	22.562	56.798	76.56	0.854	16:03:52.705
4 -	33.881	22.346	56.227 (3)	77.34	0.283	16:04:48.932
5 -	33.781	22.163	55.944 (1)	77.73		16:05:44.876
6 -	33.911	22.330	56.241	77.32	0.297	16:06:41.117
7 -	33.898	22.446	56.344	77.17	0.400	16:07:37.461

P2 46 RMT Richard HODGES		Suzuki SV650 -				
IDEAL LAP TIME : 56.044		BEST LAP TIME : 56.044		DIFFERENCE : 0.000		
LAP	SECTOR 1	SECTOR 2	LAP TIME	MPH	DIFF	TIME OF DAY
1 -		23.392	1:03.948	68.00	7.904	16:02:01.454
2 -	34.681	22.770	57.451 (3)	75.69	1.407	16:02:58.905
3 -	34.560	22.937	57.497	75.63	1.453	16:03:56.402
4 -	34.537	23.359	57.896	75.11	1.852	16:04:54.298
5 -	33.827	22.699	56.526 (2)	76.93	0.482	16:05:50.824
6 -	34.288	23.554	57.842	75.18	1.798	16:06:48.666
7 -	33.580	22.464	56.044 (1)	77.59		16:07:44.710

P3 166 RMT Ben KING		Suzuki SV650 -				
IDEAL LAP TIME : 56.403		BEST LAP TIME : 56.688		DIFFERENCE : 0.285		
LAP	SECTOR 1	SECTOR 2	LAP TIME	MPH	DIFF	TIME OF DAY
1 -		22.862	1:02.422	69.66	5.734	16:01:59.928
2 -	34.842	22.813	57.655	75.42	0.967	16:02:57.583
3 -	35.055	23.227	58.282	74.61	1.594	16:03:55.865
4 -	34.982	23.445	58.427	74.42	1.739	16:04:54.292
5 -	34.442	22.273	56.715 (2)	76.67	0.027	16:05:51.007
6 -	34.649	22.459	57.108 (3)	76.14	0.420	16:06:48.115
7 -	34.130	22.558	56.688 (1)	76.71		16:07:44.803

P4 177 RMT Michael HOPKINS		Suzuki SV650 SK1 - MYSELF				
IDEAL LAP TIME : 57.276		BEST LAP TIME : 57.528		DIFFERENCE : 0.252		
LAP	SECTOR 1	SECTOR 2	LAP TIME	MPH	DIFF	TIME OF DAY
1 -		23.104	1:03.484	68.49	5.956	16:02:00.990
2 -	34.823	22.943	57.766 (3)	75.27	0.238	16:02:58.756
3 -	35.001	23.011	58.012	74.96	0.484	16:03:56.768
4 -	34.448	23.372	57.820	75.20	0.292	16:04:54.588
5 -	34.700	22.828	57.528 (1)	75.59		16:05:52.116
6 -	34.532	23.051	57.583 (2)	75.51	0.055	16:06:49.699
7 -	35.349	22.999	58.348	74.52	0.820	16:07:48.047

P5 101 RMT Eddie WAKLEY		Suzuki SV650 -				
IDEAL LAP TIME : 56.710		BEST LAP TIME : 56.710		DIFFERENCE : 0.000		
LAP	SECTOR 1	SECTOR 2	LAP TIME	MPH	DIFF	TIME OF DAY
1 -		24.170	1:06.739	65.15	10.029	16:02:04.245
2 -	35.092	23.939	59.031	73.66	2.321	16:03:03.276
3 -	34.648	23.554	58.202	74.71	1.492	16:04:01.478
4 -	34.227	23.359	57.586 (3)	75.51	0.876	16:04:59.064
5 -	34.289	24.001	58.290	74.60	1.580	16:05:57.354
6 -	34.202	22.508	56.710 (1)	76.68		16:06:54.064
7 -	34.356	23.151	57.507 (2)	75.61	0.797	16:07:51.571

BMCRC - MRO Championships 2024 - Rnd 1 @ Brands Hatch Indy

BMCRC Rookie Minitwins

RACE 18 - SECTOR ANALYSIS



SECTOR 1 = FL to I1, SECTOR 2 = I1 to FL, DIFF = Difference To Personal Best Lap, P = Crossed Finish Line in Pit Lane, D = Time Disallowed

P6		75 RMT		Tom SVENSEN		Suzuki SV650 - Team TSR	
IDEAL LAP TIME : 57.174		BEST LAP TIME : 57.185		DIFFERENCE : 0.011			
LAP	SECTOR 1	SECTOR 2	LAP TIME	MPH	DIFF	TIME OF DAY	
1 -		23.948	1:06.689	65.20	9.504	16:02:04.195	
2 -	35.644	23.186	58.830	73.91	1.645	16:03:03.025	
3 -	35.083	23.567	58.650	74.14	1.465	16:04:01.675	
4 -	34.836	23.012	57.848	75.17	0.663	16:04:59.523	
5 -	34.438	23.174	57.612 (2)	75.48	0.427	16:05:57.135	
6 -	34.926	22.860	57.786 (3)	75.25	0.601	16:06:54.921	
7 -	34.449	22.736	57.185 (1)	76.04		16:07:52.106	

P7		213 RMT		Paul WRIGHT		Suzuki SV650 -	
IDEAL LAP TIME : 57.871		BEST LAP TIME : 57.871		DIFFERENCE : 0.000			
LAP	SECTOR 1	SECTOR 2	LAP TIME	MPH	DIFF	TIME OF DAY	
1 -		23.907	1:07.749	64.18	9.878	16:02:05.255	
2 -	36.265	24.048	1:00.313	72.10	2.442	16:03:05.568	
3 -	35.982	23.083	59.065	73.62	1.194	16:04:04.633	
4 -	35.256	23.213	58.469 (2)	74.37	0.598	16:05:03.102	
5 -	35.131	22.740	57.871 (1)	75.14		16:06:00.973	
6 -	36.126	23.821	59.947	72.54	2.076	16:07:00.920	
7 -	35.431	23.230	58.661 (3)	74.13	0.790	16:07:59.581	

P8		41 RMT		Robert ROGERS		Suzuki SV650 -	
IDEAL LAP TIME : 59.290		BEST LAP TIME : 59.445		DIFFERENCE : 0.155			
LAP	SECTOR 1	SECTOR 2	LAP TIME	MPH	DIFF	TIME OF DAY	
1 -		23.763	1:05.565	66.32	6.120	16:02:03.071	
2 -	37.187	23.577	1:00.764	71.56	1.319	16:03:03.835	
3 -	36.048	23.852	59.900	72.59	0.455	16:04:03.735	
4 -	35.866	23.948	59.814 (3)	72.70	0.369	16:05:03.549	
5 -	36.010	23.713	59.723 (2)	72.81	0.278	16:06:03.272	
6 -	36.318	23.653	59.971	72.51	0.526	16:07:03.243	
7 -	35.713	23.732	59.445 (1)	73.15		16:08:02.688	

P9		122 RMT		James EGGINTON		Suzuki SV650 - Advance Computer Services - www.ACS.co.uk	
IDEAL LAP TIME : 58.940		BEST LAP TIME : 59.225		DIFFERENCE : 0.285			
LAP	SECTOR 1	SECTOR 2	LAP TIME	MPH	DIFF	TIME OF DAY	
1 -		24.305	1:07.835	64.10	8.610	16:02:05.341	
2 -	36.713	23.626	1:00.339	72.06	1.114	16:03:05.680	
3 -	35.598	23.726	59.324 (3)	73.30	0.099	16:04:05.004	
4 -	36.064	23.626	59.690	72.85	0.465	16:05:04.694	
5 -	35.846	23.815	59.661	72.88	0.436	16:06:04.355	
6 -	35.762	23.495	59.257 (2)	73.38	0.032	16:07:03.612	
7 -	35.883	23.342	59.225 (1)	73.42		16:08:02.837	

P10		14 RMT		George DAVIES		Suzuki SV650 -	
IDEAL LAP TIME : 59.006		BEST LAP TIME : 59.147		DIFFERENCE : 0.141			
LAP	SECTOR 1	SECTOR 2	LAP TIME	MPH	DIFF	TIME OF DAY	
1 -		24.030	1:07.500	64.42	8.353	16:02:05.006	
2 -	36.416	23.920	1:00.336	72.07	1.189	16:03:05.342	
3 -	36.563	23.858	1:00.421	71.97	1.274	16:04:05.763	
4 -	35.581	23.944	59.525	73.05	0.378	16:05:05.288	
5 -	35.419	24.032	59.451 (3)	73.14	0.304	16:06:04.739	
6 -	35.560	23.587	59.147 (1)	73.52		16:07:03.886	
7 -	35.589	23.664	59.253 (2)	73.39	0.106	16:08:03.139	

BMCRC - MRO Championships 2024 - Rnd 1 @ Brands Hatch Indy

BMCRC Rookie Minitwins

RACE 18 - SECTOR ANALYSIS



SECTOR 1 = FL to I1, SECTOR 2 = I1 to FL, DIFF = Difference To Personal Best Lap, P = Crossed Finish Line in Pit Lane, D = Time Disallowed

P11 444 RMT Brian HARRISON		Suzuki SV650 -				
IDEAL LAP TIME : 58.536		BEST LAP TIME : 58.536		DIFFERENCE : 0.000		
LAP	SECTOR 1	SECTOR 2	LAP TIME	MPH	DIFF	TIME OF DAY
1 -		24.031	1:09.499	62.57	10.963	16:02:07.005
2 -	37.260	23.801	1:01.061	71.21	2.525	16:03:08.066
3 -	37.383	23.741	1:01.124	71.14	2.588	16:04:09.190
4 -	36.035	23.423	59.458 (2)	73.13	0.922	16:05:08.648
5 -	35.650	22.886	58.536 (1)	73.28		16:06:07.184
6 -	35.976	24.127	1:00.103	72.35	1.567	16:07:07.287
7 -	36.301	23.364	59.665 (3)	72.88	1.129	16:08:06.952

P12 909 RMT James WOODROFFE		Suzuki SV650 -				
IDEAL LAP TIME : 59.092		BEST LAP TIME : 59.245		DIFFERENCE : 0.153		
LAP	SECTOR 1	SECTOR 2	LAP TIME	MPH	DIFF	TIME OF DAY
1 -		24.143	1:09.261	62.78	10.016	16:02:06.767
2 -	36.891	23.596	1:00.487	71.89	1.242	16:03:07.254
3 -	35.833	23.782	59.615 (2)	72.94	0.370	16:04:06.869
4 -	35.859	24.082	59.941 (3)	72.54	0.696	16:05:06.810
5 -	35.986	23.259	59.245 (1)	73.40		16:06:06.055
6 -	36.507	23.702	1:00.209	72.22	0.964	16:07:06.264
7 -	36.674	24.049	1:00.723	71.61	1.478	16:08:06.987

P13 30 RMT David LUFF		Suzuki SV650 -				
IDEAL LAP TIME : 58.841		BEST LAP TIME : 58.841		DIFFERENCE : 0.000		
LAP	SECTOR 1	SECTOR 2	LAP TIME	MPH	DIFF	TIME OF DAY
1 -		24.392	1:06.708	65.18	7.867	16:02:04.214
2 -	37.479	24.865	1:02.344	69.75	3.503	16:03:06.558
3 -	36.004	23.991	59.995 (3)	72.48	1.154	16:04:06.553
4 -	35.762	24.090	59.852 (2)	72.65	1.011	16:05:06.405
5 -	35.046	23.795	58.841 (1)	73.90		16:06:05.246
6 -	37.732	24.398	1:02.130	69.99	3.289	16:07:07.376
7 -	36.433	23.868	1:00.301	72.11	1.460	16:08:07.677

P14 16 RMT Adam FREWIN		Suzuki SV650 - Mundo Street food Ibiza				
IDEAL LAP TIME : 1:00.865		BEST LAP TIME : 1:01.022		DIFFERENCE : 0.157		
LAP	SECTOR 1	SECTOR 2	LAP TIME	MPH	DIFF	TIME OF DAY
1 -		24.004	1:08.887	63.12	7.865	16:02:06.393
2 -	37.456	24.090	1:01.546 (3)	70.65	0.524	16:03:07.939
3 -	37.221	23.801	1:01.022 (1)	71.26		16:04:08.961
4 -	37.064	24.400	1:01.464 (2)	70.75	0.442	16:05:10.425
5 -	37.705	24.532	1:02.237	69.87	1.215	16:06:12.662
6 -	38.816	24.967	1:03.783	68.17	2.761	16:07:16.445
7 -	39.410	25.110	1:04.520	67.39	3.498	16:08:20.965

P15 17 RMT Alex BUCHANAN		Suzuki SV650 - Novus				
IDEAL LAP TIME : 1:01.935		BEST LAP TIME : 1:02.345		DIFFERENCE : 0.410		
LAP	SECTOR 1	SECTOR 2	LAP TIME	MPH	DIFF	TIME OF DAY
1 -		24.397	1:10.273	61.88	7.928	16:02:07.779
2 -	38.271	24.925	1:03.196	68.81	0.851	16:03:10.975
3 -	38.456	24.982	1:03.438	68.54	1.093	16:04:14.413
4 -	37.640	25.070	1:02.710 (3)	69.34	0.365	16:05:17.123
5 -	38.219	24.862	1:03.081	68.93	0.736	16:06:20.204
6 -	37.538	24.807	1:02.345 (1)	69.75		16:07:22.549
7 -	38.122	24.568	1:02.690 (2)	69.36	0.345	16:08:25.239

BMCRC - MRO Championships 2024 - Rnd 1 @ Brands Hatch Indy

BMCRC Rookie Minitwins

RACE 18 - SECTOR ANALYSIS



SECTOR 1 = FL to I1, SECTOR 2 = I1 to FL, DIFF = Difference To Personal Best Lap, P = Crossed Finish Line in Pit Lane, D = Time Disallowed

P16 251 RMT		Craig FERRIS		Suzuki SV650 -			
IDEAL LAP TIME : 1:05.302		BEST LAP TIME : 1:05.812		DIFFERENCE : 0.510			
LAP	SECTOR 1	SECTOR 2	LAP TIME	MPH	DIFF	TIME OF DAY	
1 -		26.373	1:13.681	59.01	7.869	16:02:11.187	
2 -	39.564	26.396	1:05.960 (2)	65.92	0.148	16:03:17.147	
3 -	39.856	25.956	1:05.812 (1)	66.07		16:04:22.959	
4 -	39.346	26.984	1:06.330	65.56	0.518	16:05:29.289	
5 -	39.844	26.428	1:06.272 (3)	65.61	0.460	16:06:35.561	
6 -	40.247	26.215	1:06.462	65.42	0.650	16:07:42.023	

BMCRC - MRO Championships 2024 - Rnd 1 @ Brands Hatch Indy

BMCRC Rookie Minitwins

RACE 18 - BEST SECTORS

SECTOR 1			SECTOR 2			IDEAL / BEST COMPARISON						
POS	NO	NAME	TIME	NO	NAME	TIME	POS	NO	NAME	IDEAL	BEST	DIFF
									PERFECT LAP	55.743		
1	46	HODGES	33.580	237	WOOD	22.163	1	237	WOOD	55.765	55.944	0.179
2	237	WOOD	33.602	166	KING	22.273	2	46	HODGES	56.044	56.044	0.000
3	166	KING	34.130	46	HODGES	22.464	3	166	KING	56.403	56.688	0.285
4	101	WAKLEY	34.202	101	WAKLEY	22.508	4	101	WAKLEY	56.710	56.710	0.000
5	75	SVENSEN	34.438	75	SVENSEN	22.736	5	75	SVENSEN	57.174	57.185	0.011
6	177	HOPKINS	34.448	213	WRIGHT	22.740	6	177	HOPKINS	57.276	57.528	0.252
7	30	LUFF	35.046	177	HOPKINS	22.828	7	213	WRIGHT	57.871	57.871	0.000
8	213	WRIGHT	35.131	444	HARRISON	22.886	8	444	HARRISON	58.536	58.536	0.000
9	14	DAVIES	35.419	909	WOODROFFE	23.259	9	30	LUFF	58.841	58.841	0.000
10	122	EGGINTON	35.598	122	EGGINTON	23.342	10	122	EGGINTON	58.940	59.225	0.285
11	444	HARRISON	35.650	41	ROGERS	23.577	11	14	DAVIES	59.006	59.147	0.141
12	41	ROGERS	35.713	14	DAVIES	23.587	12	909	WOODROFFE	59.092	59.245	0.153
13	909	WOODROFFE	35.833	30	LUFF	23.795	13	41	ROGERS	59.290	59.445	0.155
14	16	FREWIN	37.064	16	FREWIN	23.801	14	16	FREWIN	1:00.865	1:01.022	0.157
15	17	BUCHANAN	37.538	17	BUCHANAN	24.397	15	17	BUCHANAN	1:01.935	1:02.345	0.410
16	251	FERRIS	39.346	251	FERRIS	25.956	16	251	FERRIS	1:05.302	1:05.812	0.510

BMCRC - MRO Championships 2024 - Rnd 1 @ Brands Hatch Indy

BMCRC Rookie Minitwins

RACE 18 - STATISTICS

Competitors Started 16
Planned Start 2024-03-17 @ 15:41:00.000
Actual Start 2024-03-17 @ 16:00:57.505
Finish Time 2024-03-17 @ 16:07:37.460
Track Length 1.2079mi.
Total Laps 111
Total Distance Covered 134.0819mi.

Session Fastest Lap History

NO	NAME	LAP TIME	TIME OF DAY	LAP	VEHICLE
237	Tim WOOD	55.993	16:02:55.919	2	Suzuki SV650S
237	Tim WOOD	55.944	16:05:44.887	5	Suzuki SV650S

Session Leader History

NO	NAME	FROM LAP	LAPS LED	DISTANCE	VEHICLE
237	Tim WOOD	1	7	8.45 miles	Suzuki SV650S

Flag History

TYPE	TIME OF DAY
GREEN	16:00:57.505
FINISH	16:07:37.460

Flag Statistics

TYPE	COUNT	TOTAL LAPS	TOTAL TIME
Green	1	7	7:36.302
Red	0	0	0.000
Safety Car	0	0	0.000
FCY	0	0	0.000



**BMCRC
F1 & F2
SIDE CARS**

BMCRC F1 & F2 SIDE CARS



**BMCRC-MRO Championships - Round 1
Brands Hatch Indy
16th / 17th March 2024**



Timing & Results Provided by Timing Solutions Ltd

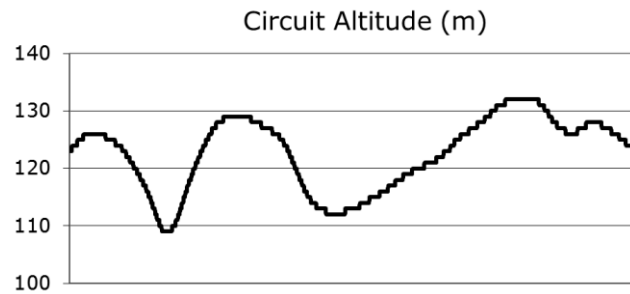
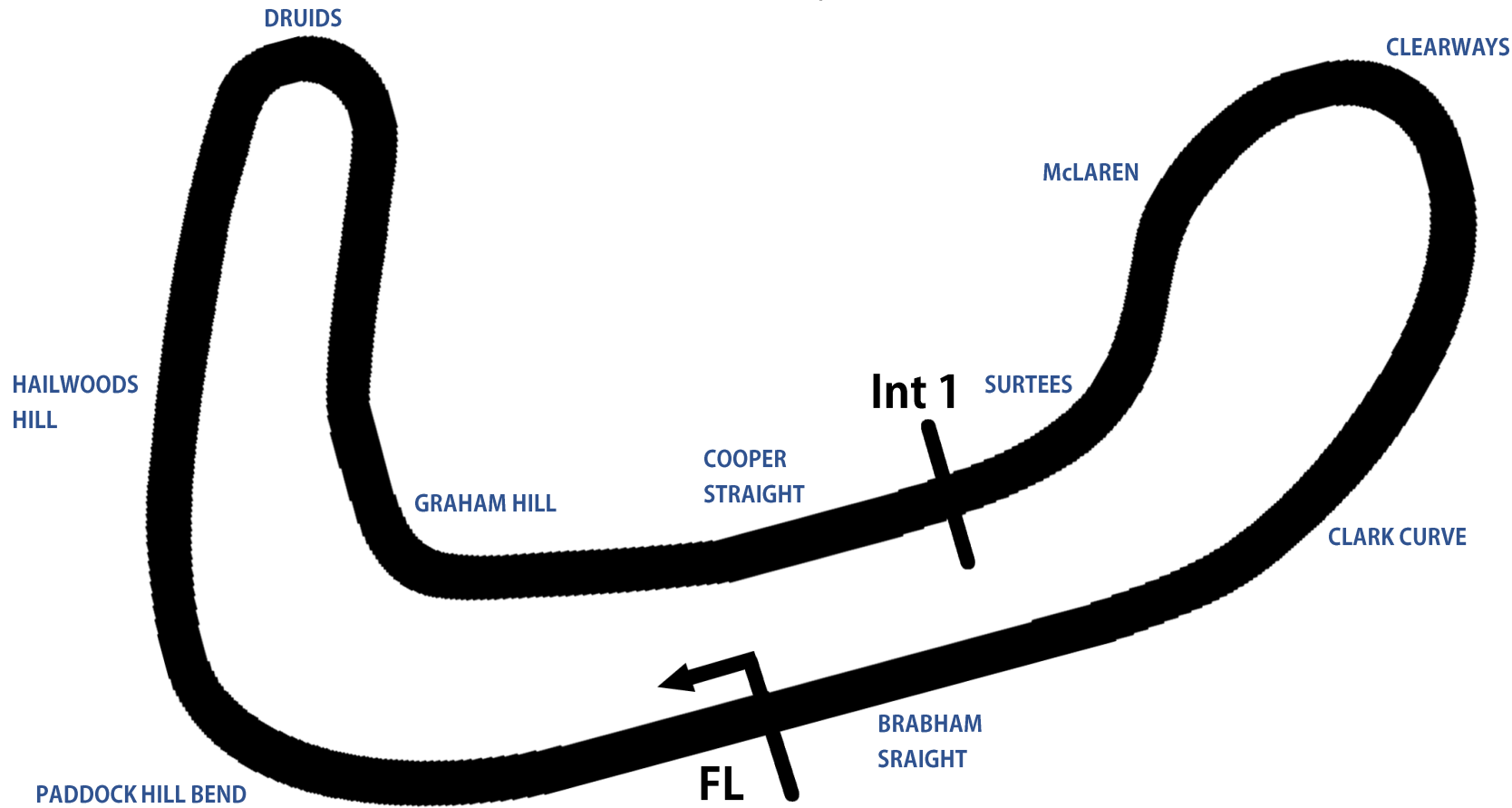
www.tsl-timing.com



BrandsHatch

Brands Hatch Indy Circuit

Fawkham, Longfield, Kent, UK



Length	1.2079 miles 1.944 km 1944.0 m		
FL		51.36032 N	0.26032 E
Int 1	1112m	51.35934 N	0.25955 E
Pit Entry	1669m	51.35911 N	0.25743 E
Pit Exit	26m after FL	51.36017 N	0.26051 E
Pit Entry - Pit Exit	277m, 19.9s @ 50kph, 16.6s @ 60kph		

BMCRC - MRO Championships 2024 - Rnd 1 @ Brands Hatch Indy

BMCRC F1 & F2 Sidecars

QUALIFYING - CLASSIFICATION



POS	NO	CL	PIC	NAME	ENTRY	TIME	ON	LAPS	GAP	DIFF	MPH
1	144	F2	1	A. FOUNDS / GIBBONS	LCR YAMAHA R6 - Indelible Ink Tattoo - Gosport	52.424	9	11			82.95
2	100	F1	1	R. STEVENS / W. STEVENS	- WPS Racing	53.504	5	8	1.080	1.080	81.27
3	25	F2	2	GIBSON / SHARPE	CES F2 SUZUKI - Gibson Racing	53.581	10	11	1.157	0.077	81.15
4	11	F1	2	GILBERT / MULDOON	Ryde 1000 - West Ewell fencing	54.163	7	10	1.739	0.582	80.28
5	62	F1	3	WRIGHT / BAILEY	Yamaha RYDE F998 - Stainless Steel Designs Ltd.	54.689	6	8	2.265	0.526	79.51
6	4	F1	4	MOLYNEUX / ROBERTS	DMR KAWASAKI - Kelproperties	54.747	5	5	2.323	0.058	79.43
7	69	F2	3	LAMBERT / HAYNES	Honda LCR - graham anne ward	54.815	8	10	2.391	0.068	79.33
8	97	F2	4	DAWSON / SIMS	Molyneux YAMAHA - Dawson Classic Motorcycles	55.314	6	8	2.890	0.499	78.61
9	113	F2	5	HANDCOCK / BEVAN	Shelbourne - R J Contracting	55.345	7	10	2.921	0.031	78.57
10	9	F2	6	CLARKE / JOHNSON	CES YAMAHA R6 - Eddys Moto	55.473	8	10	3.049	0.128	78.39
11	175	F1	5	CLARKE / ENSOR	- Centurion .CYB fibreglass	55.583	3	3	3.159	0.110	78.23
12	126	F1	6	ATKINSON / MIDDLETON	ARS YAMAHA - Meccia	56.201	10	10	3.777	0.618	77.37
13	55	F2	7	RUSSELL / COOKE	LCR SUZUKI -	56.207	5	7	3.783	0.006	77.36
14	83	F2	8	BUCHANAN / EVANS	Kawasaki LUMLEY SIDECAR - Bull Inn Racing	56.271	6	10	3.847	0.064	77.27
15	114	F2	9	LOCKEY / ROSTRON	LCR HONDA - Real Racing	56.328	7	7	3.904	0.057	77.20
16	21	F2	10	KING / SIGSWORTH	Lumley Ireson - Townsend Motors	57.042	5	9	4.618	0.714	76.23
17	68	F2	11	S. CHANDLER / B. CHANDLER	CES HONDA - White Rose Racing	57.160	6	6	4.736	0.118	76.07
18	17	F2	12	THOMAS / JAMES	Ireson HONDA - Team Walters And Thomas Sidecar ra	57.291	5	10	4.867	0.131	75.90
19	38	F1	7	MOSS / HOPE	LCR R6 - LifeSafety Motorsport - CharlieMossRacing	57.300	5	6	4.876	0.009	75.89
20	65	F1	8	FAIERS / FOX	Dean Ryde YAMAHA R6 - AWracing ltd	57.471	8	9	5.047	0.171	75.66
21	121	F1	9	LAWRENCE / PYMM	LCR YAMAHA - Highfield Transport, JHM autos	1:00.437	5	6	8.013	2.966	71.95
22	42	F1	10	WARD / THOMAS	BMR - UWTS D	1:00.860	3	6	8.436	0.423	71.45
23	20	F2	13	DRISCOLL / CARPENTER	Wintec -	1:02.236	5	7	9.812	1.376	69.87
24	191	F2	14	DOWNES / OSTERHOLZER	Windle CBR600RR - Morris Vermaport Lifts	1:03.244	6	9	10.820	1.008	68.75
25	666	F2	15	HANKS / BANKS	GLR HONDA CBR 600 -	1:03.953	8	8	11.529	0.709	67.99
26	28	F2	16	HOLDEN / SALISBURY	D&D Suzuki - Nomad Racing	1:04.111	3	4	11.687	0.158	67.82
27	167	F1	11	PETTMAN / MOSS	Baker 1000 YAMAHA - Wesso Racing	1:06.347	5	6	13.923	2.236	65.54
28	19	F1	12	MACBRIDE / EDWARDS	LCR YAMAHA 600 - Lifesafety Motorsport	1:10.543	2	7	18.119	4.196	61.64

Weather / Track : Cloudy / Dry

Date: 16/03/2024 Start: 09:25 Finish: 09:35

These results are provisional until the conclusion of any judicial and technical matters.

Brands Hatch Indy: 1.2079 miles

Clerk Of Course:	Stewards:	Timekeeper:	<i>Craig Smith</i>	
------------------	-----------	-------------	--------------------	--

Results can be found at www.tsl-timing.com

Printed - 09:37 Saturday, 16 March 2024



BMCRC - MRO Championships 2024 - Rnd 1 @ Brands Hatch Indy

BMCRC F1 & F2 Sidecars

QUALIFYING - SECTOR ANALYSIS



SECTOR 1 = FL to I1, SECTOR 2 = I1 to FL, DIFF = Difference To Personal Best Lap, P = Crossed Finish Line in Pit Lane, D = Time Disallowed

P1 144 F2		A. FOUNDS / GIBBONS		LCR YAMAHA R6 - Indelible Ink Tattoo - Gosport			
IDEAL LAP TIME : 52.418		BEST LAP TIME : 52.424		DIFFERENCE : 0.006			
LAP	SECTOR 1	SECTOR 2	LAP TIME	MPH	DIFF	TIME OF DAY	
1 -	35.552	22.852	58.404	74.45	5.980	09:27:17.465	
2 -	33.381	22.253	55.634	78.16	3.210	09:28:13.099	
3 -	34.121	22.709	56.830	76.51	4.406	09:29:09.929	
4 -	33.629	22.473	56.102	77.51	3.678	09:30:06.031	
5 -	31.633	21.560	53.193 (2)	81.75	0.769	09:30:59.224	
6 -	31.649	22.238	53.887	80.69	1.463	09:31:53.111	
7 -	33.105	21.502	54.607	79.63	2.183	09:32:47.718	
8 -	33.146	21.860	55.006	79.05	2.582	09:33:42.724	
9 -	31.305	21.119	52.424 (1)	82.95		09:34:35.148	
10 -	31.299	22.684	53.983	80.55	1.559	09:35:29.131	
11 -	31.517	22.051	53.568 (3)	81.17	1.144	09:36:22.699	

P2 100 F1		R. STEVENS / W. STEVENS		- WPS Racing			
IDEAL LAP TIME : 53.504		BEST LAP TIME : 53.504		DIFFERENCE : 0.000			
LAP	SECTOR 1	SECTOR 2	LAP TIME	MPH	DIFF	TIME OF DAY	
1 -	35.781	22.905	58.686	74.09	5.182	09:27:18.663	
2 -	33.338	21.861	55.199 (3)	78.78	1.695	09:28:13.862	
3 -	33.261	22.641	55.902	77.78	2.398	09:29:09.764	
4 -	33.819	22.792	56.611	76.81	3.107	09:30:06.375	
5 -	31.872	21.632	53.504 (1)	81.27		09:30:59.879	
6 -	32.057	22.918	54.975 (2)	79.10	1.471	09:31:54.854	
7 -	33.577	21.840	55.417	78.47	1.913	09:32:50.271	
8 -	33.251	23.293	56.544	76.90	3.040	09:33:46.815	

P3 25 F2		GIBSON / SHARPE		CES F2 SUZUKI - Gibson Racing			
IDEAL LAP TIME : 53.337		BEST LAP TIME : 53.581		DIFFERENCE : 0.244			
LAP	SECTOR 1	SECTOR 2	LAP TIME	MPH	DIFF	TIME OF DAY	
1 -	36.381	23.641	1:00.022	72.45	6.441	09:27:13.867	
2 -	33.943	22.676	56.619	76.80	3.038	09:28:10.486	
3 -	33.163	22.295	55.458	78.41	1.877	09:29:05.944	
4 -	33.585	22.430	56.015	77.63	2.434	09:30:01.959	
5 -	32.760	22.169	54.929	79.16	1.348	09:30:56.888	
6 -	32.651	22.262	54.913	79.19	1.332	09:31:51.801	
7 -	33.496	22.048	55.544	78.29	1.963	09:32:47.345	
8 -	33.407	22.706	56.113	77.49	2.532	09:33:43.458	
9 -	32.317	21.782	54.099 (3)	80.38	0.518	09:34:37.557	
10 -	31.555	22.026	53.581 (1)	81.15		09:35:31.138	
11 -	31.883	22.035	53.918 (2)	80.65	0.337	09:36:25.056	

P4 11 F1		GILBERT / MULDOON		Ryde 1000 - West Ewell fencing			
IDEAL LAP TIME : 54.070		BEST LAP TIME : 54.163		DIFFERENCE : 0.093			
LAP	SECTOR 1	SECTOR 2	LAP TIME	MPH	DIFF	TIME OF DAY	
1 -	36.428	23.541	59.969	72.51	5.806	09:27:21.466	
2 -	34.087	22.600	56.687	76.71	2.524	09:28:18.153	
3 -	33.126	22.953	56.079	77.54	1.916	09:29:14.232	
4 -	32.924	23.466	56.390	77.11	2.227	09:30:10.622	
5 -	33.515	22.727	56.242	77.31	2.079	09:31:06.864	
6 -	32.472	21.922	54.394 (3)	79.94	0.231	09:32:01.258	
7 -	32.455	21.708	54.163 (1)	80.28		09:32:55.421	
8 -	33.181	21.926	55.107	78.91	0.944	09:33:50.528	
9 -	33.257	21.896	55.153	78.84	0.990	09:34:45.681	
10 -	32.362	21.879	54.241 (2)	80.17	0.078	09:35:39.922	

BMCRC - MRO Championships 2024 - Rnd 1 @ Brands Hatch Indy

BMCRC F1 & F2 Sidecars

QUALIFYING - SECTOR ANALYSIS



SECTOR 1 = FL to I1, SECTOR 2 = I1 to FL, DIFF = Difference To Personal Best Lap, P = Crossed Finish Line in Pit Lane, D = Time Disallowed

P5 62 F1		WRIGHT / BAILEY		Yamaha RYDE F998 - Stainless Steel Designs Ltd.			
IDEAL LAP TIME : 54.358		BEST LAP TIME : 54.689		DIFFERENCE : 0.331			
LAP	SECTOR 1	SECTOR 2	LAP TIME	MPH	DIFF	TIME OF DAY	
1 -	37.644	24.122	1:01.766	70.40	7.077	09:27:53.486	
2 -	34.723	23.449	58.172	74.75	3.483	09:28:51.658	
3 -	34.699	22.811	57.510	75.61	2.821	09:29:49.168	
4 -	33.697	22.139	55.836	77.88	1.147	09:30:45.004	
5 -	32.489	22.222	54.711 (2)	79.48	0.022	09:31:39.715	
6 -	32.612	22.077	54.689 (1)	79.51		09:32:34.404	
7 -	32.638	22.367	55.005	79.05	0.316	09:33:29.409	
8 -	32.935	21.869	54.804 (3)	79.34	0.115	09:34:24.213	

P6 4 F1		MOLYNEUX / ROBERTS		DMR KAWASAKI - Kelproperties			
IDEAL LAP TIME : 53.797		BEST LAP TIME : 54.747		DIFFERENCE : 0.950			
LAP	SECTOR 1	SECTOR 2	LAP TIME	MPH	DIFF	TIME OF DAY	
1 -	35.597	23.199	58.796	73.96	4.049	09:27:11.810	
2 -	33.214	22.072	55.286 (2)	78.65	0.539	09:28:07.096	
3 -	33.656	22.138	55.794 (3)	77.94	1.047	09:29:02.890	
4 -	34.200	21.743	55.943	77.73	1.196	09:29:58.833	
5 -	32.054	22.693	54.747 (1)	79.43		09:30:53.580	

P7 69 F2		LAMBERT / HAYNES		Honda LCR - graham anne ward			
IDEAL LAP TIME : 54.555		BEST LAP TIME : 54.815		DIFFERENCE : 0.260			
LAP	SECTOR 1	SECTOR 2	LAP TIME	MPH	DIFF	TIME OF DAY	
1 -	35.670	23.866	59.536	73.04	4.721	09:27:35.837	
2 -	34.902	23.304	58.206	74.71	3.391	09:28:34.043	
3 -	33.868	22.422	56.290	77.25	1.475	09:29:30.333	
4 -	33.050	22.094	55.144 (2)	78.85	0.329	09:30:25.477	
5 -	33.655	IN PIT	1:24.018 P	51.75	29.203	09:31:49.495	
6 -	OUTLAP	22.634	59.331	73.29	4.516	09:32:48.826	
7 -	34.076	22.981	57.057	76.21	2.242	09:33:45.883	
8 -	32.461	22.354	54.815 (1)	79.33		09:34:40.698	
9 -	33.036	22.700	55.736 (3)	78.02	0.921	09:35:36.434	
10 -	34.164	22.201	56.365	77.15	1.550	09:36:32.799	

P8 97 F2		DAWSON / SIMS		Molyneux YAMAHA - Dawson Classic Motorcycles			
IDEAL LAP TIME : 55.223		BEST LAP TIME : 55.314		DIFFERENCE : 0.091			
LAP	SECTOR 1	SECTOR 2	LAP TIME	MPH	DIFF	TIME OF DAY	
1 -	40.912	25.607	1:06.519	65.37	11.205	09:27:48.294	
2 -	36.460	22.877	59.337	73.28	4.023	09:28:47.631	
3 -	35.138	22.970	58.108	74.83	2.794	09:29:45.739	
4 -	33.909	22.491	56.400	77.10	1.086	09:30:42.139	
5 -	33.661	22.149	55.810	77.91	0.496	09:31:37.949	
6 -	33.101	22.213	55.314 (1)	78.61		09:32:33.263	
7 -	33.235	22.180	55.415 (3)	78.47	0.101	09:33:28.678	
8 -	33.237	22.122	55.359 (2)	78.55	0.045	09:34:24.037	

P9 113 F2		HANDCOCK / BEVAN		Shelbourne - R J Contracting			
IDEAL LAP TIME : 54.937		BEST LAP TIME : 55.345		DIFFERENCE : 0.408			
LAP	SECTOR 1	SECTOR 2	LAP TIME	MPH	DIFF	TIME OF DAY	
1 -	38.750	23.545	1:02.295	69.80	6.950	09:27:42.324	
2 -	36.073	23.861	59.934	72.55	4.589	09:28:42.258	
3 -	36.153	23.371	59.524	73.05	4.179	09:29:41.782	
4 -	34.294	23.317	57.611	75.48	2.266	09:30:39.393	
5 -	33.409	22.464	55.873 (3)	77.83	0.528	09:31:35.266	
6 -	34.309	22.265	56.574	76.86	1.229	09:32:31.840	
7 -	33.121	22.224	55.345 (1)	78.57		09:33:27.185	
8 -	32.741	22.985	55.726 (2)	78.03	0.381	09:34:22.911	
9 -	33.243	23.490	56.733	76.65	1.388	09:35:19.644	
10 -	34.077	22.196	56.273	77.27	0.928	09:36:15.917	

BMCRC - MRO Championships 2024 - Rnd 1 @ Brands Hatch Indy

BMCRC F1 & F2 Sidecars

QUALIFYING - SECTOR ANALYSIS



SECTOR 1 = FL to I1, SECTOR 2 = I1 to FL, DIFF = Difference To Personal Best Lap, P = Crossed Finish Line in Pit Lane, D = Time Disallowed

P10		9 F2		CLARKE / JOHNSON		CES YAMAHA R6 - Eddys Moto	
IDEAL LAP TIME : 55.315		BEST LAP TIME : 55.473		DIFFERENCE : 0.158			
LAP	SECTOR 1	SECTOR 2	LAP TIME	MPH	DIFF	TIME OF DAY	
1 -	37.710	23.285	1:00.995	71.29	5.522	09:27:40.754	
2 -	35.396	24.671	1:00.067	72.39	4.594	09:28:40.821	
3 -	34.371	23.531	57.902	75.10	2.429	09:29:38.723	
4 -	33.862	22.802	56.664 (3)	76.74	1.191	09:30:35.387	
5 -	33.286	23.981	57.267	75.93	1.794	09:31:32.654	
6 -	33.386	22.315	55.701 (2)	78.07	0.228	09:32:28.355	
7 -	33.278	24.014	57.292	75.90	1.819	09:33:25.647	
8 -	33.225	22.248	55.473 (1)	78.39		09:34:21.120	
9 -	34.560	23.809	58.369	74.50	2.896	09:35:19.489	
10 -	35.578	22.090	57.668	75.40	2.195	09:36:17.157	

P11		175 F1		CLARKE / ENSOR		- Centurion .CYB fibreglass	
IDEAL LAP TIME : 55.335		BEST LAP TIME : 55.583		DIFFERENCE : 0.248			
LAP	SECTOR 1	SECTOR 2	LAP TIME	MPH	DIFF	TIME OF DAY	
1 -	36.683	22.909	59.592 (3)	72.97	4.009	09:27:18.528	
2 -	33.632	22.610	56.242 (2)	77.31	0.659	09:28:14.770	
3 -	32.725	22.858	55.583 (1)	78.23		09:29:10.353	

P12		126 F1		ATKINSON / MIDDLETON		ARS YAMAHA - Mecsia	
IDEAL LAP TIME : 56.144		BEST LAP TIME : 56.201		DIFFERENCE : 0.057			
LAP	SECTOR 1	SECTOR 2	LAP TIME	MPH	DIFF	TIME OF DAY	
1 -	42.018	26.124	1:08.142	63.81	11.941	09:27:55.459	
2 -	37.506	24.456	1:01.962	70.18	5.761	09:28:57.421	
3 -	36.165	24.055	1:00.220	72.21	4.019	09:29:57.641	
4 -	35.350	23.738	59.088	73.59	2.887	09:30:56.729	
5 -	35.433	24.315	59.748	72.78	3.547	09:31:56.477	
6 -	34.659	23.776	58.435	74.41	2.234	09:32:54.912	
7 -	34.665	23.547	58.212	74.70	2.011	09:33:53.124	
8 -	35.069	23.074	58.143 (3)	74.79	1.942	09:34:51.267	
9 -	33.905	22.746	56.651 (2)	76.76	0.450	09:35:47.918	
10 -	33.398	22.803	56.201 (1)	77.37		09:36:44.119	

P13		55 F2		RUSSELL / COOKE		LCR SUZUKI -	
IDEAL LAP TIME : 55.588		BEST LAP TIME : 56.207		DIFFERENCE : 0.619			
LAP	SECTOR 1	SECTOR 2	LAP TIME	MPH	DIFF	TIME OF DAY	
1 -	39.705	24.846	1:04.551	67.36	8.344	09:27:35.732	
2 -	37.833	23.833	1:01.666	70.51	5.459	09:28:37.398	
3 -	36.661	24.140	1:00.801	71.52	4.594	09:29:38.199	
4 -	33.716	22.651	56.367 (2)	77.14	0.160	09:30:34.566	
5 -	33.153	23.054	56.207 (1)	77.36		09:31:30.773	
6 -	34.182	22.435	56.617 (3)	76.80	0.410	09:32:27.390	
7 -	33.727	23.798	57.525	75.59	1.318	09:33:24.915	

P14		83 F2		BUCHANAN / EVANS		Kawasaki LUMLEY SIDECAR - Bull Inn Racing	
IDEAL LAP TIME : 55.637		BEST LAP TIME : 56.271		DIFFERENCE : 0.634			
LAP	SECTOR 1	SECTOR 2	LAP TIME	MPH	DIFF	TIME OF DAY	
1 -	35.969	23.540	59.509	73.07	3.238	09:27:15.337	
2 -	34.008	23.101	57.109	76.14	0.838	09:28:12.446	
3 -	34.566	22.929	57.495	75.63	1.224	09:29:09.941	
4 -	35.639	23.644	59.283	73.35	3.012	09:30:09.224	
5 -	34.433	23.240	57.673	75.40	1.402	09:31:06.897	
6 -	33.587	22.684	56.271 (1)	77.27		09:32:03.168	
7 -	33.117	23.391	56.508 (2)	76.95	0.237	09:32:59.676	
8 -	38.049	23.553	1:01.602	70.59	5.331	09:34:01.278	
9 -	34.212	23.317	57.529	75.58	1.258	09:34:58.807	
10 -	32.953	23.821	56.774 (3)	76.59	0.503	09:35:55.581	

BMCRC - MRO Championships 2024 - Rnd 1 @ Brands Hatch Indy

BMCRC F1 & F2 Sidecars

QUALIFYING - SECTOR ANALYSIS



SECTOR 1 = FL to I1, SECTOR 2 = I1 to FL, DIFF = Difference To Personal Best Lap, P = Crossed Finish Line in Pit Lane, D = Time Disallowed

P15 114 F2		LOCKEY / ROSTRON		LCR HONDA - Real Racing		
IDEAL LAP TIME : 55.759		BEST LAP TIME : 56.328		DIFFERENCE : 0.569		
LAP	SECTOR 1	SECTOR 2	LAP TIME	MPH	DIFF	TIME OF DAY
1 -	OUTLAP	25.373	1:09.376	62.68	13.048	09:30:07.328
2 -	36.863	23.699	1:00.562	71.80	4.234	09:31:07.890
3 -	34.465	22.835	57.300 (3)	75.89	0.972	09:32:05.190
4 -	34.127	22.611	56.738 (2)	76.64	0.410	09:33:01.928
5 -	35.230	22.406	57.636	75.44	1.308	09:33:59.564
6 -	34.842	23.061	57.903	75.10	1.575	09:34:57.467
7 -	33.353	22.975	56.328 (1)	77.20		09:35:53.795

P16 21 F2		KING / SIGSWORTH		Lumley Ireson - Townsend Motors		
IDEAL LAP TIME : 57.042		BEST LAP TIME : 57.042		DIFFERENCE : 0.000		
LAP	SECTOR 1	SECTOR 2	LAP TIME	MPH	DIFF	TIME OF DAY
1 -	37.243	24.396	1:01.639	70.54	4.597	09:27:31.578
2 -	34.436	23.661	58.097	74.85	1.055	09:28:29.675
3 -	34.305	22.998	57.303 (2)	75.88	0.261	09:29:26.978
4 -	34.594	23.200	57.794 (3)	75.24	0.752	09:30:24.772
5 -	34.107	22.935	57.042 (1)	76.23		09:31:21.814
6 -	35.990	23.233	59.223	73.42	2.181	09:32:21.037
7 -	34.494	23.595	58.089	74.86	1.047	09:33:19.126
8 -	35.836	23.816	59.652	72.89	2.610	09:34:18.778
9 -	36.066	24.265	1:00.331	72.07	3.289	09:35:19.109

P17 68 F2		S. CHANDLER / B. CHANDLER		CES HONDA - White Rose Racing		
IDEAL LAP TIME : 56.977		BEST LAP TIME : 57.160		DIFFERENCE : 0.183		
LAP	SECTOR 1	SECTOR 2	LAP TIME	MPH	DIFF	TIME OF DAY
1 -	37.251	23.785	1:01.036	71.24	3.876	09:27:27.641
2 -	34.830	23.298	58.128	74.81	0.968	09:28:25.769
3 -	34.366	23.006	57.372 (2)	75.79	0.212	09:29:23.141
4 -	34.443	23.109	57.552 (3)	75.55	0.392	09:30:20.693
5 -	35.480	23.016	58.496	74.34	1.336	09:31:19.189
6 -	34.549	22.611	57.160 (1)	76.07		09:32:16.349

P18 17 F2		THOMAS / JAMES		Ireson HONDA - Team Walters And Thomas Sidecar racing		
IDEAL LAP TIME : 57.291		BEST LAP TIME : 57.291		DIFFERENCE : 0.000		
LAP	SECTOR 1	SECTOR 2	LAP TIME	MPH	DIFF	TIME OF DAY
1 -	37.657	23.680	1:01.337	70.89	4.046	09:27:26.951
2 -	35.651	24.013	59.664	72.88	2.373	09:28:26.615
3 -	35.609	22.852	58.461 (3)	74.38	1.170	09:29:25.076
4 -	34.827	23.411	58.238 (2)	74.66	0.947	09:30:23.314
5 -	34.632	22.659	57.291 (1)	75.90		09:31:20.605
6 -	35.187	23.778	58.965	73.74	1.674	09:32:19.570
7 -	35.394	23.757	59.151	73.51	1.860	09:33:18.721
8 -	36.074	23.826	59.900	72.59	2.609	09:34:18.621
9 -	36.696	23.986	1:00.682	71.66	3.391	09:35:19.303
10 -	36.624	23.893	1:00.517	71.85	3.226	09:36:19.820

P19 38 F1		MOSS / HOPE		LCR R6 - LifeSafety Motorsport - CharlieMossRacing		
IDEAL LAP TIME : 57.002		BEST LAP TIME : 57.300		DIFFERENCE : 0.298		
LAP	SECTOR 1	SECTOR 2	LAP TIME	MPH	DIFF	TIME OF DAY
1 -	38.431	25.945	1:04.376	67.55	7.076	09:27:49.205
2 -	36.236	23.540	59.776	72.74	2.476	09:28:48.981
3 -	34.600	23.427	58.027 (3)	74.94	0.727	09:29:47.008
4 -	34.679	23.187	57.866 (2)	75.14	0.566	09:30:44.874
5 -	34.477	22.823	57.300 (1)	75.89		09:31:42.174
6 -	34.179	24.620	58.799	73.95	1.499	09:32:40.973

BMCRC - MRO Championships 2024 - Rnd 1 @ Brands Hatch Indy

BMCRC F1 & F2 Sidecars

QUALIFYING - SECTOR ANALYSIS



SECTOR 1 = FL to I1, SECTOR 2 = I1 to FL, DIFF = Difference To Personal Best Lap, P = Crossed Finish Line in Pit Lane, D = Time Disallowed

P20 65 F1 FAIERS / FOX		Dean Ryde YAMAHA R6 - AWracing ltd				
IDEAL LAP TIME : 57.379		BEST LAP TIME : 57.471		DIFFERENCE : 0.092		
LAP	SECTOR 1	SECTOR 2	LAP TIME	MPH	DIFF	TIME OF DAY
1 -	38.834	24.681	1:03.515	68.46	6.044	09:27:49.623
2 -	37.665	24.201	1:01.866	70.29	4.395	09:28:51.489
3 -	35.239	23.632	58.871	73.86	1.400	09:29:50.360
4 -	35.185	23.304	58.489	74.34	1.018	09:30:48.849
5 -	34.850	23.066	57.916 (2)	75.08	0.445	09:31:46.765
6 -	35.261	23.229	58.490	74.34	1.019	09:32:45.255
7 -	35.999	24.501	1:00.500	71.87	3.029	09:33:45.755
8 -	34.313	23.158	57.471 (1)	75.66		09:34:43.226
9 -	34.846	23.545	58.391 (3)	74.47	0.920	09:35:41.617

P21 121 F1 LAWRENCE / PYMM		LCR YAMAHA - Highfield Transport, JHM autos				
IDEAL LAP TIME : 1:00.003		BEST LAP TIME : 1:00.437		DIFFERENCE : 0.434		
LAP	SECTOR 1	SECTOR 2	LAP TIME	MPH	DIFF	TIME OF DAY
1 -	42.127	26.420	1:08.547	63.43	8.110	09:27:32.333
2 -	37.951	25.657	1:03.608	68.36	3.171	09:28:35.941
3 -	37.807	24.798	1:02.605 (3)	69.46	2.168	09:29:38.546
4 -	36.392	24.537	1:00.929 (2)	71.37	0.492	09:30:39.475
5 -	36.433	24.004	1:00.437 (1)	71.95		09:31:39.912
6 -	35.999	26.825	1:02.824	69.21	2.387	09:32:42.736

P22 42 F1 WARD / THOMAS		BMR - UWTSO				
IDEAL LAP TIME : 1:00.763		BEST LAP TIME : 1:00.860		DIFFERENCE : 0.097		
LAP	SECTOR 1	SECTOR 2	LAP TIME	MPH	DIFF	TIME OF DAY
1 -	41.420	25.767	1:07.187	64.72	6.327	09:27:47.851
2 -	38.950	24.835	1:03.785	68.17	2.925	09:28:51.636
3 -	36.678	24.182	1:00.860 (1)	71.45		09:29:52.496
4 -	36.850	24.085	1:00.935 (2)	71.36	0.075	09:30:53.431
5 -	37.675	25.249	1:02.924	69.10	2.064	09:31:56.355
6 -	37.132	24.463	1:01.595 (3)	70.59	0.735	09:32:57.950

P23 20 F2 DRISCOLL / CARPENTER		Wintec -				
IDEAL LAP TIME : 1:02.236		BEST LAP TIME : 1:02.236		DIFFERENCE : 0.000		
LAP	SECTOR 1	SECTOR 2	LAP TIME	MPH	DIFF	TIME OF DAY
1 -	41.873	25.153	1:07.026	64.87	4.790	09:27:37.206
2 -	38.683	25.381	1:04.064	67.87	1.828	09:28:41.270
3 -	38.958	25.168	1:04.126	67.81	1.890	09:29:45.396
4 -	38.491	25.137	1:03.628 (3)	68.34	1.392	09:30:49.024
5 -	37.157	25.079	1:02.236 (1)	69.87		09:31:51.260
6 -	38.285	25.276	1:03.561 (2)	68.41	1.325	09:32:54.821
7 -	38.045	25.675	1:03.720	68.24	1.484	09:33:58.541

P24 191 F2 DOWNES / OSTERHOLZER		Windle CBR600RR - Morris Vermaport Lifts				
IDEAL LAP TIME : 1:02.629		BEST LAP TIME : 1:03.244		DIFFERENCE : 0.615		
LAP	SECTOR 1	SECTOR 2	LAP TIME	MPH	DIFF	TIME OF DAY
1 -	43.003	27.214	1:10.217	61.93	6.973	09:27:57.108
2 -	40.380	26.660	1:07.040	64.86	3.796	09:29:04.148
3 -	42.937	26.579	1:09.516	62.55	6.272	09:30:13.664
4 -	39.429	25.762	1:05.191	66.70	1.947	09:31:18.855
5 -	39.808	24.853	1:04.661	67.25	1.417	09:32:23.516
6 -	37.776	25.468	1:03.244 (1)	68.75		09:33:26.760
7 -	38.393	25.060	1:03.453 (2)	68.53	0.209	09:34:30.213
8 -	38.828	25.932	1:04.760	67.14	1.516	09:35:34.973
9 -	38.891	25.538	1:04.429 (3)	67.49	1.185	09:36:39.402

BMCRC - MRO Championships 2024 - Rnd 1 @ Brands Hatch Indy

BMCRC F1 & F2 Sidecars

QUALIFYING - SECTOR ANALYSIS



SECTOR 1 = FL to I1, SECTOR 2 = I1 to FL, DIFF = Difference To Personal Best Lap, P = Crossed Finish Line in Pit Lane, D = Time Disallowed

P25 666 F2 HANKS / BANKS		GLR HONDA CBR 600 -				
IDEAL LAP TIME : 1:03.953		BEST LAP TIME : 1:03.953		DIFFERENCE : 0.000		
LAP	SECTOR 1	SECTOR 2	LAP TIME	MPH	DIFF	TIME OF DAY
1 -	43.482	27.612	1:11.094	61.16	7.141	09:27:56.101
2 -	40.569	27.108	1:07.677	64.25	3.724	09:29:03.778
3 -	40.384	25.937	1:06.321	65.56	2.368	09:30:10.099
4 -	39.135	26.635	1:05.770 (3)	66.11	1.817	09:31:15.869
5 -	39.662	25.360	1:05.022 (2)	66.87	1.069	09:32:20.891
6 -	39.592	IN PIT	1:56.785 P	37.23	52.832	09:34:17.676
7 -	OUTLAP	31.246	1:14.451	58.40	10.498	09:35:32.127
8 -	38.921	25.032	1:03.953 (1)	67.99		09:36:36.080

P26 28 F2 HOLDEN / SALISBURY		D&D Suzuki - Nomad Racing				
IDEAL LAP TIME : 1:04.111		BEST LAP TIME : 1:04.111		DIFFERENCE : 0.000		
LAP	SECTOR 1	SECTOR 2	LAP TIME	MPH	DIFF	TIME OF DAY
1 -	40.757	26.025	1:06.782	65.11	2.671	09:27:35.273
2 -	38.739	26.352	1:05.091 (2)	66.80	0.980	09:28:40.364
3 -	38.498	25.613	1:04.111 (1)	67.82		09:29:44.475
4 -	38.861	27.471	1:06.332 (3)	65.55	2.221	09:30:50.807

P27 167 F1 PETTMAN / MOSS		Baker 1000 YAMAHA - Wesso Racing				
IDEAL LAP TIME : 1:05.854		BEST LAP TIME : 1:06.347		DIFFERENCE : 0.493		
LAP	SECTOR 1	SECTOR 2	LAP TIME	MPH	DIFF	TIME OF DAY
1 -	44.963	28.313	1:13.276	59.34	6.929	09:28:04.767
2 -	42.917	27.466	1:10.383	61.78	4.036	09:29:15.150
3 -	42.640	26.944	1:09.584 (3)	62.49	3.237	09:30:24.734
4 -	42.516	27.223	1:09.739	62.35	3.392	09:31:34.473
5 -	40.601	25.746	1:06.347 (1)	65.54		09:32:40.820
6 -	40.108	27.431	1:07.539 (2)	64.38	1.192	09:33:48.359

P28 19 F1 MACBRIDE / EDWARDS		LCR YAMAHA 600 - Lifesafety Motorsport				
IDEAL LAP TIME : 1:10.543		BEST LAP TIME : 1:10.543		DIFFERENCE : 0.000		
LAP	SECTOR 1	SECTOR 2	LAP TIME	MPH	DIFF	TIME OF DAY
1 -	45.381	28.756	1:14.137	58.65	3.594	09:27:50.965
2 -	42.531	28.012	1:10.543 (1)	61.64		09:29:01.508
3 -	44.581	28.744	1:13.325	59.30	2.782	09:30:14.833
4 -	44.040	29.283	1:13.323	59.30	2.780	09:31:28.156
5 -	44.029	28.135	1:12.164 (2)	60.26	1.621	09:32:40.320
6 -	43.388	29.193	1:12.581 (3)	59.91	2.038	09:33:52.901
7 -	45.292	31.587	1:16.879	56.56	6.336	09:35:09.780

BMCRC - MRO Championships 2024 - Rnd 1 @ Brands Hatch Indy

BMCRC F1 & F2 Sidecars

QUALIFYING - BEST SECTORS

SECTOR 1			SECTOR 2			IDEAL / BEST COMPARISON						
POS	NO	NAME	TIME	NO	NAME	TIME	POS	NO	NAME	IDEAL	BEST	DIFF
									PERFECT LAP	52.418		
1	144	A. FOUNDS / GIBBONS	31.299	144	A. FOUNDS / GIBBONS	21.119	1	144	A. FOUNDS / GIBBONS	52.418	52.424	0.006
2	25	GIBSON / SHARPE	31.555	100	R. STEVENS / W. STEVENS	21.632	2	25	GIBSON / SHARPE	53.337	53.581	0.244
3	100	R. STEVENS / W. STEVENS	31.872	11	GILBERT / MULDOON	21.708	3	100	R. STEVENS / W. STEVENS	53.504	53.504	0.000
4	4	MOLYNEUX / ROBERTS	32.054	4	MOLYNEUX / ROBERTS	21.743	4	4	MOLYNEUX / ROBERTS	53.797	54.747	0.950
5	11	GILBERT / MULDOON	32.362	25	GIBSON / SHARPE	21.782	5	11	GILBERT / MULDOON	54.070	54.163	0.093
6	69	LAMBERT / HAYNES	32.461	62	WRIGHT / BAILEY	21.869	6	62	WRIGHT / BAILEY	54.358	54.689	0.331
7	62	WRIGHT / BAILEY	32.489	9	CLARKE / JOHNSON	22.090	7	69	LAMBERT / HAYNES	54.555	54.815	0.260
8	175	CLARKE / ENSOR	32.725	69	LAMBERT / HAYNES	22.094	8	113	HANDCOCK / BEVAN	54.937	55.345	0.408
9	113	HANDCOCK / BEVAN	32.741	97	DAWSON / SIMS	22.122	9	97	DAWSON / SIMS	55.223	55.314	0.091
10	83	BUCHANAN / EVANS	32.953	113	HANDCOCK / BEVAN	22.196	10	9	CLARKE / JOHNSON	55.315	55.473	0.158
11	97	DAWSON / SIMS	33.101	114	LOCKEY / ROSTRON	22.406	11	175	CLARKE / ENSOR	55.335	55.583	0.248
12	55	RUSSELL / COOKE	33.153	55	RUSSELL / COOKE	22.435	12	55	RUSSELL / COOKE	55.588	56.207	0.619
13	9	CLARKE / JOHNSON	33.225	175	CLARKE / ENSOR	22.610	13	83	BUCHANAN / EVANS	55.637	56.271	0.634
14	114	LOCKEY / ROSTRON	33.353	68	S. CHANDLER / B. CHANDLER	22.611	14	114	LOCKEY / ROSTRON	55.759	56.328	0.569
15	126	ATKINSON / MIDDLETON	33.398	17	THOMAS / JAMES	22.659	15	126	ATKINSON / MIDDLETON	56.144	56.201	0.057
16	21	KING / SIGSWORTH	34.107	83	BUCHANAN / EVANS	22.684	16	68	S. CHANDLER / B. CHANDLER	56.977	57.160	0.183
17	38	MOSS / HOPE	34.179	126	ATKINSON / MIDDLETON	22.746	17	38	MOSS / HOPE	57.002	57.300	0.298
18	65	FAIERS / FOX	34.313	38	MOSS / HOPE	22.823	18	21	KING / SIGSWORTH	57.042	57.042	0.000
19	68	S. CHANDLER / B. CHANDLER	34.366	21	KING / SIGSWORTH	22.935	19	17	THOMAS / JAMES	57.291	57.291	0.000
20	17	THOMAS / JAMES	34.632	65	FAIERS / FOX	23.066	20	65	FAIERS / FOX	57.379	57.471	0.092
21	121	LAWRENCE / PYMM	35.999	121	LAWRENCE / PYMM	24.004	21	121	LAWRENCE / PYMM	1:00.003	1:00.437	0.434
22	42	WARD / THOMAS	36.678	42	WARD / THOMAS	24.085	22	42	WARD / THOMAS	1:00.763	1:00.860	0.097
23	20	DRISCOLL / CARPENTER	37.157	191	DOWNES / OSTERHOLZER	24.853	23	20	DRISCOLL / CARPENTER	1:02.236	1:02.236	0.000
24	191	DOWNES / OSTERHOLZER	37.776	666	HANKS / BANKS	25.032	24	191	DOWNES / OSTERHOLZER	1:02.629	1:03.244	0.615
25	28	HOLDEN / SALISBURY	38.498	20	DRISCOLL / CARPENTER	25.079	25	666	HANKS / BANKS	1:03.953	1:03.953	0.000
26	666	HANKS / BANKS	38.921	28	HOLDEN / SALISBURY	25.613	26	28	HOLDEN / SALISBURY	1:04.111	1:04.111	0.000
27	167	PETTMAN / MOSS	40.108	167	PETTMAN / MOSS	25.746	27	167	PETTMAN / MOSS	1:05.854	1:06.347	0.493
28	19	MACBRIDE / EDWARDS	42.531	19	MACBRIDE / EDWARDS	28.012	28	19	MACBRIDE / EDWARDS	1:10.543	1:10.543	0.000

BMCRC - MRO Championships 2024 - Rnd 1 @ Brands Hatch Indy

BMCRC F1 & F2 Sidecars

QUALIFYING - STATISTICS

Competitors Started	28
Planned Start	2024-03-16 @ 09:24:00.000
Actual Start	2024-03-16 @ 09:25:47.532
Finish Time	2024-03-16 @ 09:35:48.942
Track Length	1.2079mi.
Total Laps	221
Total Distance Covered	266.9559mi.

Session Fastest Lap History

NO	CL	NAME	LAP TIME	TIME OF DAY	LAP	VEHICLE
4	F1	MOLYNEUX / ROBERTS	58.796	09:27:11.836	1	DMR KAWASAKI
144	F2	A. FOUNDS / GIBBONS	58.404	09:27:17.482	1	LCR YAMAHA R6
4	F1	MOLYNEUX / ROBERTS	55.286	09:28:07.121	2	DMR KAWASAKI
100	F1	R. STEVENS / W. STEVENS	55.199	09:28:13.879	2	
69	F2	LAMBERT / HAYNES	55.144	09:30:25.496	4	Honda LCR
4	F1	MOLYNEUX / ROBERTS	54.747	09:30:53.557	5	DMR KAWASAKI
144	F2	A. FOUNDS / GIBBONS	53.193	09:30:59.241	5	LCR YAMAHA R6
144	F2	A. FOUNDS / GIBBONS	52.424	09:34:35.165	9	LCR YAMAHA R6

Flag History

TYPE	TIME OF DAY
GREEN	09:25:47.532
FINISH	09:35:48.942

Flag Statistics

TYPE	COUNT	TOTAL LAPS	TOTAL TIME
Green	1	11	11:02.536
Red	0	0	0.000
Safety Car	0	0	0.000
FCY	0	0	0.000

BMCRC - MRO Championships 2024 - Rnd 1 @ Brands Hatch Indy

BMCRC F1 & F2 Sidecars

QUALIFYING - STATISTICS

CLASS : F1

12 Starters

Fastest Lap History

NO	NAME	LAP TIME	TIME OF DAY	LAP	VEHICLE
4	MOLYNEUX / ROBERTS	58.796	09:27:11.836	1	DMR KAWASAKI
100	R. STEVENS / W. STEVENS	58.686	09:27:18.680	1	
4	MOLYNEUX / ROBERTS	55.286	09:28:07.121	2	DMR KAWASAKI
100	R. STEVENS / W. STEVENS	55.199	09:28:13.879	2	
4	MOLYNEUX / ROBERTS	54.747	09:30:53.557	5	DMR KAWASAKI
100	R. STEVENS / W. STEVENS	53.504	09:30:59.896	5	

BMCRC - MRO Championships 2024 - Rnd 1 @ Brands Hatch Indy

BMCRC F1 & F2 Sidecars

QUALIFYING - STATISTICS

CLASS : F2

16 Starters

Fastest Lap History

NO	NAME	LAP TIME	TIME OF DAY	LAP	VEHICLE
25	GIBSON / SHARPE	1:00.022	09:27:13.885	1	CES F2 SUZUKI
83	BUCHANAN / EVANS	59.509	09:27:15.345	1	Kawasaki LUMLEY SIDECAR
144	A. FOUNDS / GIBBONS	58.404	09:27:17.482	1	LCR YAMAHA R6
25	GIBSON / SHARPE	56.619	09:28:10.504	2	CES F2 SUZUKI
144	A. FOUNDS / GIBBONS	55.634	09:28:13.117	2	LCR YAMAHA R6
25	GIBSON / SHARPE	55.458	09:29:05.963	3	CES F2 SUZUKI
69	LAMBERT / HAYNES	55.144	09:30:25.496	4	Honda LCR
25	GIBSON / SHARPE	54.929	09:30:56.906	5	CES F2 SUZUKI
144	A. FOUNDS / GIBBONS	53.193	09:30:59.241	5	LCR YAMAHA R6
144	A. FOUNDS / GIBBONS	52.424	09:34:35.165	9	LCR YAMAHA R6

BMCRC - MRO Championships 2024 - Rnd 1 @ Brands Hatch Indy

BMCRC F1 & F2 Sidecars

RACE 3 - GRID (9 Laps)



ROW 15			29	57	JO. SAUNDERS / JA. SAUNDERS				
ROW 14	28	19	1:10.543	MACBRIDE / EDWARDS	27	167	1:06.347	PETTMAN / MOSS	
ROW 13		26	28	1:04.111	HOLDEN / SALISBURY	25	666	1:03.953	HANKS / BANKS
ROW 12	24	191	1:03.244	DOWNES / OSTERHOLZER	23	20	1:02.236	DRISCOLL / CARPENTER	
ROW 11		22	42	1:00.860	WARD / THOMAS	21	121	1:00.437	LAWRENCE / PYMM
ROW 10	20	65	57.471	FAIERS / FOX	19	38	57.300	MOSS / HOPE	
ROW 9		18	17	57.291	THOMAS / JAMES	17	68	57.160	S. CHANDLER / B. CHANDLER
ROW 8	16	21	57.042	KING / SIGSWORTH	15	114	56.328	LOCKEY / ROSTRON	
ROW 7		14	83	56.271	BUCHANAN / EVANS	13	55	56.207	RUSSELL / COOKE
ROW 6	12	126	56.201	ATKINSON / MIDDLETON	11	175	55.583	CLARKE / ENSOR	
ROW 5		10	9	55.473	CLARKE / JOHNSON	9	113	55.345	HANDCOCK / BEVAN
ROW 4	8	97	55.314	DAWSON / SIMS	7	69	54.815	LAMBERT / HAYNES	
ROW 3		6	4	54.747	MOLYNEUX / ROBERTS	5	62	54.689	WRIGHT / BAILEY
ROW 2	4	11	54.163	GILBERT / MULDOON	3	25	53.581	GIBSON / SHARPE	
ROW 1		2	100	53.504	R. STEVENS / W. STEVENS	1	144	52.424	A. FOUNDS / GIBBONS
								Pole	

These results are provisional until the conclusion of any judicial and technical matters.

Brands Hatch Indy: 1.2079 miles

Clerk Of Course:	Stewards:	Timekeeper:	<i>Craig Smith</i>	
------------------	-----------	-------------	--------------------	--

Results can be found at www.tsl-timing.com

Printed - 09:38 Saturday, 16 March 2024



BMCRC - MRO Championships 2024 - Rnd 1 @ Brands Hatch Indy

BMCRC F1 & F2 Sidecars

RACE 3 - CLASSIFICATION - AMENDED

Race Distance: 7 Laps / 8.45 miles



POS	NO	CL	PIC	NAME	ENTRY	LAPS	TIME	GAP	DIFF	MPH	BEST	ON	GRD	↑↓
1	100	F1	1	R. STEVENS / W. STEVENS	- WPS Racing	7	6:08.802			82.53	51.201	5	2	1
2	144	F2	1	A. FOUNDS / GIBBONS	LCR YAMAHA R6 - Indelible Ink Tattoo - Gosport	7	6:14.218	5.416	5.416	81.34	52.297	4	1	-1
3	4	F1	2	MOLYNEUX / ROBERTS	DMR KAWASAKI - Kelproperties	7	6:19.813	11.011	5.595	80.14	52.764	6	6	3
4	62	F1	3	WRIGHT / BAILEY	Yamaha RYDE F998 - Stainless Steel Designs Ltd.	7	6:24.896	16.094	5.083	79.08	53.270	7	5	1
5	175	F1	4	CLARKE / ENSOR	- Centurion .CYB fibreglass	7	6:26.854	18.052	1.958	78.68	52.832	6	11	6
6	97	F2	2	DAWSON / SIMS	Molyneux YAMAHA - Dawson Classic Motorcycles	7	6:29.298	20.496	2.444	78.19	54.152	3	8	2
7	9	F2	3	CLARKE / JOHNSON	CES YAMAHA R6 - Eddys Moto	7	6:30.086	21.284	0.788	78.03	53.870	5	10	3
8	69	F2	4	LAMBERT / HAYNES	Honda LCR - graham anne ward	7	6:30.995	22.193	0.909	77.85	54.244	7	7	-1
9	114	F2	5	LOCKEY / ROSTRON	LCR HONDA - Real Racing	7	6:32.040	23.238	1.045	77.64	54.034	6	15	6
10	113	F2	6	HANDCOCK / BEVAN	Shelbourne - R J Contracting	7	6:32.759	23.957	0.719	77.50	54.301	7	9	-1
11	126	F1	5	ATKINSON / MIDDLETON	ARS YAMAHA - Mecsis	7	6:33.240	24.438	0.481	77.40	54.576	3	12	1
12	11	F1	6	GILBERT / MULDOON	Ryde 1000 - West Ewell fencing	7	6:37.367	28.565	4.127	76.60	53.899	3	4	-8
13	21	F2	7	KING / SIGSWORTH	Lumley Ireson - Townsend Motors	6	5:46.493	1 Lap	1 Lap	75.30	55.640	4	16	3
14	68	F2	8	S. CHANDLER / B. CHANDLER	CES HONDA - White Rose Racing	6	5:47.202	1 Lap	0.709	75.14	55.398	4	17	3
15	83	F2	9	BUCHANAN / EVANS	Kawasaki LUMLEY SIDECAR - Bull Inn Racing	6	5:47.549	1 Lap	0.347	75.07	55.676	4	14	-1
16	17	F2	10	THOMAS / JAMES	Ireson HONDA - Team Walters And Thomas Sidecar racing	6	5:51.555	1 Lap	4.006	74.21	56.554	4	18	2
17	55	F2	11	RUSSELL / COOKE	LCR SUZUKI -	6	5:51.753	1 Lap	0.198	74.17	55.743	2	13	-4
18	38	F1	7	MOSS / HOPE	LCR R6 - LifeSafety Motorsport - CharlieMossRacing	6	6:00.775	1 Lap	9.022	72.32	56.007	5	19	1
19	20	F2	12	DRISCOLL / CARPENTER	Wintec -	6	6:18.764	1 Lap	17.989	68.88	1:00.810	4	23	4
20	167	F1	8	PETTMAN / MOSS	Baker 1000 YAMAHA - Wesso Racing	5	5:46.731	2 Laps	1 Lap	62.70	1:05.448	5	27	7
21	19	F1	9	MACBRIDE / EDWARDS	LCR YAMAHA 600 - Lifesafety Motorsport	5	5:50.906	2 Laps	4.175	61.96	1:07.244	3	28	7

NOT CLASSIFIED

DNF	65	F1		FAIERS / FOX	Dean Ryde YAMAHA R6 - AWracing ltd	6	5:47.342	1 Lap	0.000	75.11	55.395	4	20	
DNF	25	F2		GIBSON / SHARPE	CES F2 SUZUKI - Gibson Racing	5	4:35.831	2 Laps	1 Lap	78.82	53.655	4	3	
DNF	666	F2		HANKS / BANKS	GLR HONDA CBR 600 -	5	5:26.449	2 Laps	50.618	66.60	1:02.035	2	25	
DNF	191	F2		DOWNES / OSTERHOLZER	Windle CBR600RR - Morris Vermaport Lifts	2	2:21.243	5 Laps	3 Laps	61.57	1:09.582	2	24	
DNF	42	F1		WARD / THOMAS	BMR - UWTSO	1	1:07.476	6 Laps	1 Lap	64.44			22	

FASTEST LAP

	100	F1		R. STEVENS / W. STEVENS	- WPS Racing	5	51.201			84.93 mph			136.68 kph	
	144	F2		A. FOUNDS / GIBBONS	LCR YAMAHA R6 - Indelible Ink Tattoo - Gosport	4	52.297			83.15 mph			133.82 kph	

Comments:

Race stopped, result declared

Class F1 - 92.5% of Race Speed = 76.34 mph

Class F2 - 92.5% of Race Speed = 75.23 mph

Red Flag (end of session): 11:53

Weather / Track : Cloudy / Dry

These results are provisional until the conclusion of any judicial and technical matters.

Date: 16/03/2024 Start: 11:46 Finish: 11:52

Brands Hatch Indy: 1.2079 miles

Clerk Of Course:	Stewards:	Timekeeper:	<i>Craig Smith</i>	
------------------	-----------	-------------	--------------------	--

Results can be found at www.tsl-timing.com

Printed - 12:37 Saturday, 16 March 2024



BMCRC - MRO Championships 2024 - Rnd 1 @ Brands Hatch Indy

BMCRC F1 & F2 Sidecars

RACE 3 - LAP CHART

LAP 1 @ 11:47:48.805

NO	BEHIND	LAP TIME
144		58.131
100	0.211	58.342
4	1.516	59.647
25	2.055	1:00.186
97	2.408	1:00.539
69	3.450	1:01.581
11	3.777	1:01.908
113	3.908	1:02.039
175	3.955	1:02.086
62	4.058	1:02.189
9	4.761	1:02.892
126	5.497	1:03.628
114	5.594	1:03.725
21	6.052	1:04.183
83	6.812	1:04.943
68	6.925	1:05.056
65	7.343	1:05.474
17	7.457	1:05.588
42	9.345	1:07.476
55	9.390	1:07.521
20	12.389	1:10.520
191	13.530	1:11.661
666	15.273	1:13.404
38	19.523	1:17.654
19	21.028	1:19.159
167	21.421	1:19.552

LAP 2 @ 11:48:41.694

NO	BEHIND	LAP TIME
144		52.889
100	0.141	52.819
4	2.082	53.455
25	3.160	53.994
97	4.155	54.636
69	5.481	54.920
11	5.595	54.707
62	6.100	54.931
175	6.119	55.053
113	6.244	55.225
9	6.909	55.037
126	7.950	55.342
114	8.199	55.494
21	9.687	56.524
83	10.549	56.626
68	10.931	56.895
65	11.528	57.074
17	11.642	57.074
55	12.244	55.743
20	20.770	1:01.270
38	23.353	56.719
666	24.419	1:02.035
191	30.223	1:09.582
19	35.882	1:07.743
167	36.041	1:07.509

LAP 3 @ 11:49:33.359

NO	BEHIND	LAP TIME
100		51.524
144	0.806	52.471
4	3.652	53.235
25	5.326	53.831
97	6.642	54.152

11	7.829	53.899
62	8.198	53.763
175	9.416	54.962
69	9.446	55.630
113	9.831	55.252
9	9.881	54.637
126	10.861	54.576
114	11.090	54.556
21	14.137	56.115
83	14.672	55.788
68	15.496	56.230
65	15.639	55.776
55	16.508	55.929
17	16.557	56.580
38	28.664	56.976
20	30.413	1:01.308
666	35.577	1:02.823
167	50.414	1:06.038
19	51.461	1:07.244

LAP 4 @ 11:50:24.927

NO	BEHIND	LAP TIME
100		51.568
144	1.535	52.297
4	5.140	53.056
25	7.413	53.655
97	9.810	54.736
62	9.958	53.328
11	10.604	54.343
175	11.130	53.282
9	13.061	54.748
69	13.268	55.390
113	13.701	55.438
126	13.962	54.669
114	14.152	54.630
21	18.209	55.640
83	18.780	55.676
68	19.326	55.398
65	19.466	55.395
55	21.422	56.482
17	21.543	56.554
38	33.841	56.745
20	39.655	1:00.810
666	48.966	1:04.957

LAP 5 @ 11:51:16.128

NO	BEHIND	LAP TIME
100		51.201
144	3.523	53.189
4	8.503	54.564
25	10.377	54.165
62	12.658	53.901
175	14.955	55.026
97	15.089	56.480
9	15.730	53.870
167	1 Lap	1:08.184
69	16.516	54.449
113	16.993	54.493
19	1 Lap	1:08.699
114	18.065	55.114
126	18.345	55.584
11	19.662	1:00.259
21	22.987	55.979
83	23.488	55.909
68	23.841	55.716

65	23.983	55.718
17	27.581	57.239
55	27.622	57.401
38	38.647	56.007
20	50.165	1:01.711

LAP 6 @ 11:52:07.449

NO	BEHIND	LAP TIME
100		51.321
144	4.960	52.758
666	1 Lap	1:03.230
4	9.946	52.764
62	14.851	53.514
175	16.466	52.832
97	17.934	54.166
9	18.342	53.933
69	19.976	54.781
114	20.778	54.034
113	21.683	56.011
126	21.795	54.771
11	25.376	57.035
21	29.718	58.052
167	1 Lap	1:05.448
68	30.427	57.907
65	30.567	57.905
83	30.774	58.607
19	1 Lap	1:08.061
17	34.780	58.520
55	34.978	58.677
38	44.000	56.674

LAP 7 @ 11:52:59.476

NO	BEHIND	LAP TIME
100		52.027
144	5.416	52.483
20	1 Lap	1:03.145
4	11.011	53.092
62	16.094	53.270
175	18.052	53.613
97	20.496	54.589
9	21.284	54.969
69	22.193	54.244
114	23.238	54.487
113	23.957	54.301
126	24.438	54.670
11	28.565	55.216

BMCRC - MRO Championships 2024 - Rnd 1 @ Brands Hatch Indy

BMCRC F1 & F2 Sidecars

RACE 3 - POSITION CHART

No	Name	Lap							
		Pos	1	2	3	4	5	6	7
144	A. FOUNDS / GIBBONS	1	144	144	100	100	100	100	100
100	R. STEVENS / W. STEVENS	2	100	100	144	144	144	144	144
25	GIBSON / SHARPE	3	4	4	4	4	4	4	4
11	GILBERT / MULDOON	4	25	25	25	25	25	62	62
62	WRIGHT / BAILEY	5	97	97	97	97	62	175	175
4	MOLYNEUX / ROBERTSON	6	69	69	11	62	175	97	97
69	LAMBERT / HAYNES	7	11	11	62	11	97	9	9
97	DAWSON / SIMS	8	113	62	175	175	9	69	69
113	HANDCOCK / BEVAN	9	175	175	69	9	69	114	114
9	CLARKE / JOHNSON	10	62	113	113	69	113	113	113
175	CLARKE / ENSOR	11	9	9	9	113	114	126	126
126	ATKINSON / MIDDLETON	12	126	126	126	126	126	11	11
55	RUSSELL / COOKE	13	114	114	114	114	11	21	
83	BUCHANAN / EVANS	14	21	21	21	21	21	68	
114	LOCKEY / ROSTRON	15	83	83	83	83	83	65	
21	KING / SIGSWORTH	16	68	68	68	68	68	83	
68	S. CHANDLER / B. CHANDLER	17	65	65	65	65	65	17	
17	THOMAS / JAMES	18	17	17	55	55	17	55	
38	MOSS / HOPE	19	42	55	17	17	55	38	
65	FAIERS / FOX	20	55	20	38	38	38	20	
42	WARD / THOMAS	21	20	38	20	20	20		
20	DRISCOLL / CARPENTERS	22	191	666	666	666	666		
191	DOWNES / OSTERHOLM	23	666	191	167	167	167		
666	HANKS / BANKS	24	38	19	19	19	19		
167	PETTMAN / MOSS	25	19	167					
19	MACBRIDE / EDWARDS	26	167						

BMCRC - MRO Championships 2024 - Rnd 1 @ Brands Hatch Indy

BMCRC F1 & F2 Sidecars

RACE 3 - SECTOR ANALYSIS



SECTOR 1 = FL to I1, SECTOR 2 = I1 to FL, DIFF = Difference To Personal Best Lap, P = Crossed Finish Line in Pit Lane, D = Time Disallowed

P1 100 F1		R. STEVENS / W. STEVENS		- WPS Racing		
IDEAL LAP TIME : 51.152		BEST LAP TIME : 51.201		DIFFERENCE : 0.049		
LAP	SECTOR 1	SECTOR 2	LAP TIME	MPH	DIFF	TIME OF DAY
1 -		21.508	58.342	74.53	7.141	11:47:49.016
2 -	31.401	21.418	52.819	82.33	1.618	11:48:41.835
3 -	30.494	21.030	51.524 (3)	84.39	0.323	11:49:33.359
4 -	30.569	20.999	51.568	84.32	0.367	11:50:24.927
5 -	30.518	20.683	51.201 (1)	84.93		11:51:16.128
6 -	30.663	20.658	51.321 (2)	84.73	0.120	11:52:07.449
7 -	31.022	21.005	52.027	83.58	0.826	11:52:59.476

P2 144 F2		A. FOUNDS / GIBBONS		LCR YAMAHA R6 - Indelible Ink Tattoo - Gosport		
IDEAL LAP TIME : 52.204		BEST LAP TIME : 52.297		DIFFERENCE : 0.093		
LAP	SECTOR 1	SECTOR 2	LAP TIME	MPH	DIFF	TIME OF DAY
1 -		21.491	58.131	74.80	5.834	11:47:48.805
2 -	31.492	21.397	52.889	82.22	0.592	11:48:41.694
3 -	31.208	21.263	52.471 (2)	82.87	0.174	11:49:34.165
4 -	31.083	21.214	52.297 (1)	83.15		11:50:26.462
5 -	31.954	21.235	53.189	81.75	0.892	11:51:19.651
6 -	31.637	21.121	52.758	82.42	0.461	11:52:12.409
7 -	31.112	21.371	52.483 (3)	82.85	0.186	11:53:04.892

P3 4 F1		MOLYNEUX / ROBERTS		DMR KAWASAKI - Kelproperties		
IDEAL LAP TIME : 52.641		BEST LAP TIME : 52.764		DIFFERENCE : 0.123		
LAP	SECTOR 1	SECTOR 2	LAP TIME	MPH	DIFF	TIME OF DAY
1 -		21.375	59.647	72.90	6.883	11:47:50.321
2 -	31.742	21.713	53.455	81.35	0.691	11:48:43.776
3 -	31.803	21.432	53.235	81.68	0.471	11:49:37.011
4 -	31.642	21.414	53.056 (2)	81.96	0.292	11:50:30.067
5 -	33.286	21.278	54.564	79.69	1.800	11:51:24.631
6 -	31.573	21.191	52.764 (1)	82.41		11:52:17.395
7 -	31.450	21.642	53.092 (3)	81.90	0.328	11:53:10.487

P4 62 F1		WRIGHT / BAILEY		Yamaha RYDE F998 - Stainless Steel Designs Ltd.		
IDEAL LAP TIME : 52.696		BEST LAP TIME : 53.270		DIFFERENCE : 0.574		
LAP	SECTOR 1	SECTOR 2	LAP TIME	MPH	DIFF	TIME OF DAY
1 -		22.301	1:02.189	69.92	8.919	11:47:52.863
2 -	33.101	21.830	54.931	79.16	1.661	11:48:47.794
3 -	32.373	21.390	53.763	80.88	0.493	11:49:41.557
4 -	32.007	21.321	53.328 (2)	81.54	0.058	11:50:34.885
5 -	31.375	22.526	53.901	80.67	0.631	11:51:28.786
6 -	31.833	21.681	53.514 (3)	81.26	0.244	11:52:22.300
7 -	31.689	21.581	53.270 (1)	81.63		11:53:15.570

P5 175 F1		CLARKE / ENSOR		- Centurion .CYB fibreglass		
IDEAL LAP TIME : 52.832		BEST LAP TIME : 52.832		DIFFERENCE : 0.000		
LAP	SECTOR 1	SECTOR 2	LAP TIME	MPH	DIFF	TIME OF DAY
1 -		22.652	1:02.086	70.04	9.254	11:47:52.760
2 -	32.824	22.229	55.053	78.98	2.221	11:48:47.813
3 -	33.182	21.780	54.962	79.12	2.130	11:49:42.775
4 -	31.826	21.456	53.282 (2)	81.61	0.450	11:50:36.057
5 -	32.148	22.878	55.026	79.02	2.194	11:51:31.083
6 -	31.381	21.451	52.832 (1)	82.31		11:52:23.915
7 -	31.932	21.681	53.613 (3)	81.11	0.781	11:53:17.528

BMCRC - MRO Championships 2024 - Rnd 1 @ Brands Hatch Indy

BMCRC F1 & F2 Sidecars

RACE 3 - SECTOR ANALYSIS



SECTOR 1 = FL to I1, SECTOR 2 = I1 to FL, DIFF = Difference To Personal Best Lap, P = Crossed Finish Line in Pit Lane, D = Time Disallowed

P6 97 F2 DAWSON / SIMS		Molyneux YAMAHA - Dawson Classic Motorcycles				
IDEAL LAP TIME : 54.150		BEST LAP TIME : 54.152		DIFFERENCE : 0.002		
LAP	SECTOR 1	SECTOR 2	LAP TIME	MPH	DIFF	TIME OF DAY
1 -		21.920	1:00.539	71.83	6.387	11:47:51.213
2 -	32.761	21.875	54.636	79.59	0.484	11:48:45.849
3 -	32.465	21.687	54.152 (1)	80.30		11:49:40.001
4 -	32.801	21.935	54.736	79.44	0.584	11:50:34.737
5 -	33.233	23.247	56.480	76.99	2.328	11:51:31.217
6 -	32.463	21.703	54.166 (2)	80.28	0.014	11:52:25.383
7 -	32.658	21.931	54.589 (3)	79.66	0.437	11:53:19.972

P7 9 F2 CLARKE / JOHNSON		CES YAMAHA R6 - Eddys Moto				
IDEAL LAP TIME : 53.603		BEST LAP TIME : 53.870		DIFFERENCE : 0.267		
LAP	SECTOR 1	SECTOR 2	LAP TIME	MPH	DIFF	TIME OF DAY
1 -		22.999	1:02.892	69.14	9.022	11:47:53.566
2 -	32.746	22.291	55.037	79.01	1.167	11:48:48.603
3 -	32.651	21.986	54.637 (3)	79.59	0.767	11:49:43.240
4 -	32.397	22.351	54.748	79.42	0.878	11:50:37.988
5 -	31.827	22.043	53.870 (1)	80.72		11:51:31.858
6 -	32.157	21.776	53.933 (2)	80.62	0.063	11:52:25.791
7 -	32.508	22.461	54.969	79.11	1.099	11:53:20.760

P8 69 F2 LAMBERT / HAYNES		Honda LCR - graham anne ward				
IDEAL LAP TIME : 54.141		BEST LAP TIME : 54.244		DIFFERENCE : 0.103		
LAP	SECTOR 1	SECTOR 2	LAP TIME	MPH	DIFF	TIME OF DAY
1 -		22.388	1:01.581	70.61	7.337	11:47:52.255
2 -	32.718	22.202	54.920	79.18	0.676	11:48:47.175
3 -	32.935	22.695	55.630	78.17	1.386	11:49:42.805
4 -	33.224	22.166	55.390	78.50	1.146	11:50:38.195
5 -	32.511	21.938	54.449 (2)	79.86	0.205	11:51:32.644
6 -	32.604	22.177	54.781 (3)	79.38	0.537	11:52:27.425
7 -	32.203	22.041	54.244 (1)	80.16		11:53:21.669

P9 114 F2 LOCKEY / ROSTRON		LCR HONDA - Real Racing				
IDEAL LAP TIME : 54.034		BEST LAP TIME : 54.034		DIFFERENCE : 0.000		
LAP	SECTOR 1	SECTOR 2	LAP TIME	MPH	DIFF	TIME OF DAY
1 -		22.346	1:03.725	68.23	9.691	11:47:54.399
2 -	33.308	22.186	55.494	78.36	1.460	11:48:49.893
3 -	32.662	21.894	54.556 (3)	79.70	0.522	11:49:44.449
4 -	32.748	21.882	54.630	79.60	0.596	11:50:39.079
5 -	32.853	22.261	55.114	78.90	1.080	11:51:34.193
6 -	32.391	21.643	54.034 (1)	80.47		11:52:28.227
7 -	32.675	21.812	54.487 (2)	79.80	0.453	11:53:22.714

P10 113 F2 HANDCOCK / BEVAN		Shelbourne - R J Contracting				
IDEAL LAP TIME : 54.301		BEST LAP TIME : 54.301		DIFFERENCE : 0.000		
LAP	SECTOR 1	SECTOR 2	LAP TIME	MPH	DIFF	TIME OF DAY
1 -		22.682	1:02.039	70.09	7.738	11:47:52.713
2 -	32.853	22.372	55.225 (3)	78.74	0.924	11:48:47.938
3 -	33.027	22.225	55.252	78.70	0.951	11:49:43.190
4 -	33.234	22.204	55.438	78.44	1.137	11:50:38.628
5 -	32.570	21.923	54.493 (2)	79.80	0.192	11:51:33.121
6 -	33.403	22.608	56.011	77.63	1.710	11:52:29.132
7 -	32.452	21.849	54.301 (1)	80.08		11:53:23.433

BMCRC - MRO Championships 2024 - Rnd 1 @ Brands Hatch Indy

BMCRC F1 & F2 Sidecars

RACE 3 - SECTOR ANALYSIS



SECTOR 1 = FL to I1, SECTOR 2 = I1 to FL, DIFF = Difference To Personal Best Lap, P = Crossed Finish Line in Pit Lane, D = Time Disallowed

P11 126 F1		ATKINSON / MIDDLETON		ARS YAMAHA - Mecsis		
IDEAL LAP TIME : 54.367		BEST LAP TIME : 54.576		DIFFERENCE : 0.209		
LAP	SECTOR 1	SECTOR 2	LAP TIME	MPH	DIFF	TIME OF DAY
1 -		22.908	1:03.628	68.34	9.052	11:47:54.302
2 -	33.070	22.272	55.342	78.57	0.766	11:48:49.644
3 -	32.453	22.123	54.576 (1)	79.67		11:49:44.220
4 -	32.510	22.159	54.669 (2)	79.54	0.093	11:50:38.889
5 -	33.309	22.275	55.584	78.23	1.008	11:51:34.473
6 -	32.857	21.914	54.771	79.39	0.195	11:52:29.244
7 -	32.580	22.090	54.670 (3)	79.54	0.094	11:53:23.914

P12 11 F1		GILBERT / MULDOON		Ryde 1000 - West Ewell fencing		
IDEAL LAP TIME : 53.899		BEST LAP TIME : 53.899		DIFFERENCE : 0.000		
LAP	SECTOR 1	SECTOR 2	LAP TIME	MPH	DIFF	TIME OF DAY
1 -		22.482	1:01.908	70.24	8.009	11:47:52.582
2 -	32.785	21.922	54.707 (3)	79.48	0.808	11:48:47.289
3 -	32.172	21.727	53.899 (1)	80.68		11:49:41.188
4 -	32.523	21.820	54.343 (2)	80.02	0.444	11:50:35.531
5 -	32.527	27.732	1:00.259	72.16	6.360	11:51:35.790
6 -	34.859	22.176	57.035	76.24	3.136	11:52:32.825
7 -	33.370	21.846	55.216	78.75	1.317	11:53:28.041

P13 21 F2		KING / SIGSWORTH		Lumley Ireson - Townsend Motors		
IDEAL LAP TIME : 55.468		BEST LAP TIME : 55.640		DIFFERENCE : 0.172		
LAP	SECTOR 1	SECTOR 2	LAP TIME	MPH	DIFF	TIME OF DAY
1 -		22.677	1:04.183	67.75	8.543	11:47:54.857
2 -	34.137	22.387	56.524	76.93	0.884	11:48:51.381
3 -	33.544	22.571	56.115 (3)	77.49	0.475	11:49:47.496
4 -	33.081	22.559	55.640 (1)	78.15		11:50:43.136
5 -	33.168	22.811	55.979 (2)	77.68	0.339	11:51:39.115
6 -	34.711	23.341	58.052	74.90	2.412	11:52:37.167

P14 68 F2		S. CHANDLER / B. CHANDLER		CES HONDA - White Rose Racing		
IDEAL LAP TIME : 55.332		BEST LAP TIME : 55.398		DIFFERENCE : 0.066		
LAP	SECTOR 1	SECTOR 2	LAP TIME	MPH	DIFF	TIME OF DAY
1 -		23.134	1:05.056	66.84	9.658	11:47:55.730
2 -	33.723	23.172	56.895	76.43	1.497	11:48:52.625
3 -	33.517	22.713	56.230 (3)	77.33	0.832	11:49:48.855
4 -	32.968	22.430	55.398 (1)	78.49		11:50:44.253
5 -	33.352	22.364	55.716 (2)	78.04	0.318	11:51:39.969
6 -	34.169	23.738	57.907	75.09	2.509	11:52:37.876

P15 65 F1		FAIERS / FOX		Dean Ryde YAMAHA R6 - AW Racing Ltd		
IDEAL LAP TIME : 55.395		BEST LAP TIME : 55.395		DIFFERENCE : 0.000		
LAP	SECTOR 1	SECTOR 2	LAP TIME	MPH	DIFF	TIME OF DAY
1 -		23.093	1:05.474	66.41	10.079	11:47:56.148
2 -	34.620	22.454	57.074	76.19	1.679	11:48:53.222
3 -	33.237	22.539	55.776 (3)	77.96	0.381	11:49:48.998
4 -	33.232	22.163	55.395 (1)	78.50		11:50:44.393
5 -	33.507	22.211	55.718 (2)	78.04	0.323	11:51:40.111
6 -	34.359	23.546	57.905	75.09	2.510	11:52:38.016

BMCRC - MRO Championships 2024 - Rnd 1 @ Brands Hatch Indy

BMCRC F1 & F2 Sidecars

RACE 3 - SECTOR ANALYSIS



SECTOR 1 = FL to I1, SECTOR 2 = I1 to FL, DIFF = Difference To Personal Best Lap, P = Crossed Finish Line in Pit Lane, D = Time Disallowed

P16 83 F2		BUCHANAN / EVANS		Kawasaki LUMLEY SIDECAR - Bull Inn Racing		
IDEAL LAP TIME : 55.397		BEST LAP TIME : 55.676		DIFFERENCE : 0.279		
LAP	SECTOR 1	SECTOR 2	LAP TIME	MPH	DIFF	TIME OF DAY
1 -		23.267	1:04.943	66.95	9.267	11:47:55.617
2 -	33.677	22.949	56.626	76.79	0.950	11:48:52.243
3 -	33.002	22.786	55.788 (2)	77.94	0.112	11:49:48.031
4 -	33.061	22.615	55.676 (1)	78.10		11:50:43.707
5 -	32.782	23.127	55.909 (3)	77.78	0.233	11:51:39.616
6 -	34.525	24.082	58.607	74.19	2.931	11:52:38.223

P17 17 F2		THOMAS / JAMES		Ireson HONDA - Team Walters And Thomas Sidecar racing		
IDEAL LAP TIME : 56.554		BEST LAP TIME : 56.554		DIFFERENCE : 0.000		
LAP	SECTOR 1	SECTOR 2	LAP TIME	MPH	DIFF	TIME OF DAY
1 -		23.564	1:05.588	66.30	9.034	11:47:56.262
2 -	34.198	22.876	57.074 (3)	76.19	0.520	11:48:53.336
3 -	33.706	22.874	56.580 (2)	76.85	0.026	11:49:49.916
4 -	33.684	22.870	56.554 (1)	76.89		11:50:46.470
5 -	34.040	23.199	57.239	75.97	0.685	11:51:43.709
6 -	34.778	23.742	58.520	74.30	1.966	11:52:42.229

P18 55 F2		RUSSELL / COOKE		LCR SUZUKI -		
IDEAL LAP TIME : 55.592		BEST LAP TIME : 55.743		DIFFERENCE : 0.151		
LAP	SECTOR 1	SECTOR 2	LAP TIME	MPH	DIFF	TIME OF DAY
1 -		22.902	1:07.521	64.40	11.778	11:47:58.195
2 -	33.139	22.604	55.743 (1)	78.01		11:48:53.938
3 -	33.392	22.537	55.929 (2)	77.75	0.186	11:49:49.867
4 -	34.029	22.453	56.482 (3)	76.99	0.739	11:50:46.349
5 -	34.468	22.933	57.401	75.75	1.658	11:51:43.750
6 -	34.939	23.738	58.677	74.11	2.934	11:52:42.427

P19 38 F1		MOSS / HOPE		LCR R6 - LifeSafety Motorsport - CharlieMossRacing		
IDEAL LAP TIME : 56.007		BEST LAP TIME : 56.007		DIFFERENCE : 0.000		
LAP	SECTOR 1	SECTOR 2	LAP TIME	MPH	DIFF	TIME OF DAY
1 -		23.970	1:17.654	55.99	21.647	11:48:08.328
2 -	33.535	23.184	56.719 (3)	76.66	0.712	11:49:05.047
3 -	33.901	23.075	56.976	76.32	0.969	11:50:02.023
4 -	33.190	23.555	56.745	76.63	0.738	11:50:58.768
5 -	33.070	22.937	56.007 (1)	77.64		11:51:54.775
6 -	33.421	23.253	56.674 (2)	76.73	0.667	11:52:51.449

P20 20 F2		DRISCOLL / CARPENTER		Wintec -		
IDEAL LAP TIME : 1:00.643		BEST LAP TIME : 1:00.810		DIFFERENCE : 0.167		
LAP	SECTOR 1	SECTOR 2	LAP TIME	MPH	DIFF	TIME OF DAY
1 -		24.508	1:10.520	61.66	9.710	11:48:01.194
2 -	36.748	24.522	1:01.270 (2)	70.97	0.460	11:49:02.464
3 -	36.424	24.884	1:01.308 (3)	70.93	0.498	11:50:03.772
4 -	36.567	24.243	1:00.810 (1)	71.51		11:51:04.582
5 -	36.400	25.311	1:01.711	70.46	0.901	11:52:06.293
6 -	37.710	25.435	1:03.145	68.86	2.335	11:53:09.438

P21 167 F1		PETTMAN / MOSS		Baker 1000 YAMAHA - Wesso Racing		
IDEAL LAP TIME : 1:05.448		BEST LAP TIME : 1:05.448		DIFFERENCE : 0.000		
LAP	SECTOR 1	SECTOR 2	LAP TIME	MPH	DIFF	TIME OF DAY
1 -		26.702	1:19.552	54.66	14.104	11:48:10.226
2 -	40.885	26.624	1:07.509 (3)	64.41	2.061	11:49:17.735
3 -	39.656	26.382	1:06.038 (2)	65.85	0.590	11:50:23.773
4 -	41.614	26.570	1:08.184	63.77	2.736	11:51:31.957
5 -	39.365	26.083	1:05.448 (1)	66.44		11:52:37.405

BMCRC - MRO Championships 2024 - Rnd 1 @ Brands Hatch Indy

BMCRC F1 & F2 Sidecars

RACE 3 - SECTOR ANALYSIS



SECTOR 1 = FL to I1, SECTOR 2 = I1 to FL, DIFF = Difference To Personal Best Lap, P = Crossed Finish Line in Pit Lane, D = Time Disallowed

P22	19 F1	MACBRIDE / EDWARDS	LCR YAMAHA 600 - Lifesafety Motorsport			
IDEAL LAP TIME : 1:06.599		BEST LAP TIME : 1:07.244	DIFFERENCE : 0.645			

LAP	SECTOR 1	SECTOR 2	LAP TIME	MPH	DIFF	TIME OF DAY
1 -		27.509	1:19.159	54.93	11.915	11:48:09.833
2 -	40.395	27.348	1:07.743 (2)	64.19	0.499	11:49:17.576
3 -	40.667	26.577	1:07.244 (1)	64.66		11:50:24.820
4 -	40.266	28.433	1:08.699	63.29	1.455	11:51:33.519
5 -	40.022	28.039	1:08.061 (3)	63.89	0.817	11:52:41.580

P23	25 F2	GIBSON / SHARPE	CES F2 SUZUKI - Gibson Racing			
IDEAL LAP TIME : 53.565		BEST LAP TIME : 53.655	DIFFERENCE : 0.090			

LAP	SECTOR 1	SECTOR 2	LAP TIME	MPH	DIFF	TIME OF DAY
1 -		21.849	1:00.186	72.25	6.531	11:47:50.860
2 -	32.087	21.907	53.994 (3)	80.53	0.339	11:48:44.854
3 -	31.960	21.871	53.831 (2)	80.78	0.176	11:49:38.685
4 -	31.716	21.939	53.655 (1)	81.04		11:50:32.340
5 -	32.191	21.974	54.165	80.28	0.510	11:51:26.505

P24	666 F2	HANKS / BANKS	GLR HONDA CBR 600 -			
IDEAL LAP TIME : 1:01.107		BEST LAP TIME : 1:02.035	DIFFERENCE : 0.928			

LAP	SECTOR 1	SECTOR 2	LAP TIME	MPH	DIFF	TIME OF DAY
1 -		24.453	1:13.404	59.24	11.369	11:48:04.078
2 -	36.654	25.381	1:02.035 (1)	70.09		11:49:06.113
3 -	37.683	25.140	1:02.823 (2)	69.21	0.788	11:50:08.936
4 -	38.800	26.157	1:04.957	66.94	2.922	11:51:13.893
5 -	37.991	25.239	1:03.230 (3)	68.77	1.195	11:52:17.123

P25	191 F2	DOWNES / OSTERHOLZER	Windle CBR600RR - Morris Vermaport Lifts			
IDEAL LAP TIME : 1:02.629		BEST LAP TIME : 1:09.582	DIFFERENCE : 6.953			

LAP	SECTOR 1	SECTOR 2	LAP TIME	MPH	DIFF	TIME OF DAY
1 -		24.673	1:11.661	60.68	2.079	11:48:02.335
2 -	37.956	31.626	1:09.582 (1)	62.49		11:49:11.917

P26	42 F1	WARD / THOMAS	BMR - UWTSO			
IDEAL LAP TIME : 1:02.250		BEST LAP TIME :	DIFFERENCE :			

LAP	SECTOR 1	SECTOR 2	LAP TIME	MPH	DIFF	TIME OF DAY
1 -		23.657	1:07.476	64.44		11:47:58.150

BMCRC - MRO Championships 2024 - Rnd 1 @ Brands Hatch Indy

BMCRC F1 & F2 Sidecars

RACE 3 - BEST SECTORS

SECTOR 1			SECTOR 2			IDEAL / BEST COMPARISON						
POS	NO	NAME	TIME	NO	NAME	TIME	POS	NO	NAME	IDEAL	BEST	DIFF
									PERFECT LAP	51.152		
1	100	R. STEVENS / W. STEVENS	30.494	100	R. STEVENS / W. STEVENS	20.658	1	100	R. STEVENS / W. STE	51.152	51.201	0.049
2	144	A. FOUNDS / GIBBONS	31.083	144	A. FOUNDS / GIBBONS	21.121	2	144	A. FOUNDS / GIBBON	52.204	52.297	0.093
3	62	WRIGHT / BAILEY	31.375	4	MOLYNEUX / ROBERTS	21.191	3	4	MOLYNEUX / ROBER	52.641	52.764	0.123
4	175	CLARKE / ENSOR	31.381	62	WRIGHT / BAILEY	21.321	4	62	WRIGHT / BAILEY	52.696	53.270	0.574
5	4	MOLYNEUX / ROBERTS	31.450	175	CLARKE / ENSOR	21.451	5	175	CLARKE / ENSOR	52.832	52.832	0.000
6	25	GIBSON / SHARPE	31.716	114	LOCKEY / ROSTRON	21.643	6	25	GIBSON / SHARPE	53.565	53.655	0.090
7	9	CLARKE / JOHNSON	31.827	97	DAWSON / SIMS	21.687	7	9	CLARKE / JOHNSON	53.603	53.870	0.267
8	11	GILBERT / MULDOON	32.172	11	GILBERT / MULDOON	21.727	8	11	GILBERT / MULDOON	53.899	53.899	0.000
9	69	LAMBERT / HAYNES	32.203	9	CLARKE / JOHNSON	21.776	9	114	LOCKEY / ROSTRON	54.034	54.034	0.000
10	114	LOCKEY / ROSTRON	32.391	113	HANDCOCK / BEVAN	21.849	10	69	LAMBERT / HAYNES	54.141	54.244	0.103
11	113	HANDCOCK / BEVAN	32.452	25	GIBSON / SHARPE	21.849	11	97	DAWSON / SIMS	54.150	54.152	0.002
12	126	ATKINSON / MIDDLETON	32.453	126	ATKINSON / MIDDLETON	21.914	12	113	HANDCOCK / BEVAN	54.301	54.301	0.000
13	97	DAWSON / SIMS	32.463	69	LAMBERT / HAYNES	21.938	13	126	ATKINSON / MIDDLE	54.367	54.576	0.209
14	83	BUCHANAN / EVANS	32.782	65	FAIERS / FOX	22.163	14	68	S. CHANDLER / B. CH	55.332	55.398	0.066
15	68	S. CHANDLER / B. CHANDLER	32.968	68	S. CHANDLER / B. CHANDLER	22.364	15	65	FAIERS / FOX	55.395	55.395	0.000
16	38	MOSS / HOPE	33.070	21	KING / SIGSWORTH	22.387	16	83	BUCHANAN / EVANS	55.397	55.676	0.279
17	21	KING / SIGSWORTH	33.081	55	RUSSELL / COOKE	22.453	17	21	KING / SIGSWORTH	55.468	55.640	0.172
18	55	RUSSELL / COOKE	33.139	83	BUCHANAN / EVANS	22.615	18	55	RUSSELL / COOKE	55.592	55.743	0.151
19	65	FAIERS / FOX	33.232	17	THOMAS / JAMES	22.870	19	38	MOSS / HOPE	56.007	56.007	0.000
20	17	THOMAS / JAMES	33.684	38	MOSS / HOPE	22.937	20	17	THOMAS / JAMES	56.554	56.554	0.000
21	20	DRISCOLL / CARPENTER	36.400	42	WARD / THOMAS	23.657	21	20	DRISCOLL / CARPEN	1:00.643	1:00.810	0.167
22	666	HANKS / BANKS	36.654	20	DRISCOLL / CARPENTER	24.243	22	666	HANKS / BANKS	1:01.107	1:02.035	0.928
23	191	DOWNES / OSTERHOLZER	37.956	666	HANKS / BANKS	24.453	23	42	WARD / THOMAS	1:02.250		
24	42	WARD / THOMAS	38.593	191	DOWNES / OSTERHOLZER	24.673	24	191	DOWNES / OSTERHC	1:02.629	1:09.582	6.953
25	167	PETTMAN / MOSS	39.365	167	PETTMAN / MOSS	26.083	25	167	PETTMAN / MOSS	1:05.448	1:05.448	0.000
26	19	MACBRIDE / EDWARDS	40.022	19	MACBRIDE / EDWARDS	26.577	26	19	MACBRIDE / EDWARI	1:06.599	1:07.244	0.645

BMCRC - MRO Championships 2024 - Rnd 1 @ Brands Hatch Indy

BMCRC F1 & F2 Sidecars

RACE 3 - STATISTICS

Competitors Started 26
Planned Start 2024-03-16 @ 11:32:00.000
Actual Start 2024-03-16 @ 11:46:50.673
Finish Time 2024-03-16 @ 11:52:59.475
Track Length 1.2079mi.
Total Laps 155
Total Distance Covered 187.2315mi.

Session Fastest Lap History

NO	CL	NAME	LAP TIME	TIME OF DAY	LAP	VEHICLE
144	F2	A. FOUNDS / GIBBONS	52.889	11:48:41.711	2	LCR YAMAHA R6
100	F1	R. STEVENS / W. STEVENS	52.819	11:48:41.852	2	
100	F1	R. STEVENS / W. STEVENS	51.524	11:49:33.376	3	
100	F1	R. STEVENS / W. STEVENS	51.201	11:51:16.145	5	

Session Leader History

NO	CL	NAME	FROM LAP	LAPS LED	DISTANCE	VEHICLE
144	F2	A. FOUNDS / GIBBONS	1	2	2.41 miles	LCR YAMAHA R6
100	F1	R. STEVENS / W. STEVENS	3	5	6.03 miles	

Flag History

TYPE	TIME OF DAY
GREEN	11:46:50.673
FINISH	11:52:59.475

Flag Statistics

TYPE	COUNT	TOTAL LAPS	TOTAL TIME
Green	1	7	7:32.752
Red	0	0	0.000
Safety Car	0	0	0.000
FCY	0	0	0.000

BMCRC - MRO Championships 2024 - Rnd 1 @ Brands Hatch Indy

BMCRC F1 & F2 Sidecars

RACE 3 - STATISTICS

CLASS : F1

11 Starters

Fastest Lap History

NO	NAME	LAP TIME	TIME OF DAY	LAP	VEHICLE
100	R. STEVENS / W. STEVENS	52.819	11:48:41.852	2	
100	R. STEVENS / W. STEVENS	51.524	11:49:33.376	3	
100	R. STEVENS / W. STEVENS	51.201	11:51:16.145	5	

Leader History

NO	NAME	FROM LAP	LAPS LED	DISTANCE	VEHICLE
100	R. STEVENS / W. STEVENS	1	7	8.45 miles	

BMCRC - MRO Championships 2024 - Rnd 1 @ Brands Hatch Indy

BMCRC F1 & F2 Sidecars

RACE 3 - STATISTICS

CLASS : F2

15 Starters

Fastest Lap History

NO	NAME	LAP TIME	TIME OF DAY	LAP	VEHICLE
144	A. FOUNDS / GIBBONS	52.889	11:48:41.711	2	LCR YAMAHA R6
144	A. FOUNDS / GIBBONS	52.471	11:49:34.183	3	LCR YAMAHA R6
144	A. FOUNDS / GIBBONS	52.297	11:50:26.479	4	LCR YAMAHA R6

Leader History

NO	NAME	FROM LAP	LAPS LED	DISTANCE	VEHICLE
144	A. FOUNDS / GIBBONS	1	7	8.45 miles	LCR YAMAHA R6

BMCRC - MRO Championships 2024 - Rnd 1 @ Brands Hatch Indy

BMCRC F1 & F2 Sidecars

RACE 14 - GRID (9 Laps)



ROW 15			29	57	JO. SAUNDERS / JA. SAUNDERS		
ROW 14	28	28	HOLDEN / SALISBURY	27	121	LAWRENCE / PYMM	
ROW 13		26	42	WARD / THOMAS	25	191	1:09.582 DOWNES / OSTERHOLZER
ROW 12	24	19	1:07.244 MACBRIDE / EDWARDS	23	167	1:05.448 PETTMAN / MOSS	
ROW 11		22	666	1:02.035 HANKS / BANKS	21	20	1:00.810 DRISCOLL / CARPENTER
ROW 10	20	17	56.554 THOMAS / JAMES	19	38	56.007 MOSS / HOPE	
ROW 9		18	55	55.743 RUSSELL / COOKE	17	83	55.676 BUCHANAN / EVANS
ROW 8	16	21	55.640 KING / SIGSWORTH	15	68	55.398 S. CHANDLER / B. CHANDLER	
ROW 7		14	65	55.395 FAIERS / FOX	13	126	54.576 ATKINSON / MIDDLETON
ROW 6	12	113	54.301 HANDCOCK / BEVAN	11	69	54.244 LAMBERT / HAYNES	
ROW 5		10	97	54.152 DAWSON / SIMS	9	114	54.034 LOCKEY / ROSTRON
ROW 4	8	11	53.899 GILBERT / MULDOON	7	9	53.870 CLARKE / JOHNSON	
ROW 3		6	25	53.655 GIBSON / SHARPE	5	62	53.270 WRIGHT / BAILEY
ROW 2	4	175	52.832 CLARKE / ENSOR	3	4	52.764 MOLYNEUX / ROBERTS	
ROW 1		2	144	52.297 A. FOUNDS / GIBBONS	1	100	51.201 R. STEVENS / W. STEVENS
Pole							

These results are provisional until the conclusion of any judicial and technical matters.

Brands Hatch Indy: 1.2079 miles

Clerk Of Course:	Stewards:	Timekeeper:	<i>Craig Smith</i>	
------------------	-----------	-------------	--------------------	--

Results can be found at www.tsl-timing.com

Printed - 12:05 Saturday, 16 March 2024



BMCRC - MRO Championships 2024 - Rnd 1 @ Brands Hatch Indy

BMCRC F1 & F2 Sidecars

RACE 14 - CLASSIFICATION

Race Distance: 9 Laps / 10.87 miles



POS	NO	CL	PIC	NAME	ENTRY	LAPS	TIME	GAP	DIFF	MPH	BEST	ON	GRD	↑↓
1	100	F1	1	R. STEVENS / W. STEVENS	- WPS Racing	9	7:56.050			82.21	51.894	5	1	0
2	144	F2	1	A. FOUNDS / GIBBONS	LCR YAMAHA R6 - Indelible Ink Tattoo - Gosport	9	8:05.782	9.732	9.732	80.56	52.731	4	2	0
3	4	F1	2	MOLYNEUX / ROBERTS	DMR KAWASAKI - Kelproperties	9	8:05.932	9.882	0.150	80.54	52.872	4	3	0
4	175	F1	3	CLARKE / ENSOR	- Centurion .CYB fibreglass	9	8:06.969	10.919	1.037	80.36	52.855	3	4	0
5	62	F1	4	WRIGHT / BAILEY	Yamaha RYDE F998 - Stainless Steel Designs Ltd.	9	8:13.515	17.465	6.546	79.30	53.534	4	5	0
6	25	F2	2	GIBSON / SHARPE	CES F2 SUZUKI - Gibson Racing	9	8:13.762	17.712	0.247	79.26	53.245	4	6	0
7	97	F2	3	DAWSON / SIMS	Molyneux YAMAHA - Dawson Classic Motorcycles	9	8:14.147	18.097	0.385	79.20	53.257	7	10	3
8	9	F2	4	CLARKE / JOHNSON	CES YAMAHA R6 - Eddys Moto	9	8:18.318	22.268	4.171	78.53	53.839	6	7	-1
9	113	F2	5	HANDCOCK / BEVAN	Shelbourne - R J Contracting	9	8:22.282	26.232	3.964	77.91	54.137	6	12	3
10	114	F2	6	LOCKEY / ROSTRON	LCR HONDA - Real Racing	9	8:23.667	27.617	1.385	77.70	54.067	6	9	-1
11	126	F1	5	ATKINSON / MIDDLETON	ARS YAMAHA - Mecsia	9	8:24.011	27.961	0.344	77.65	54.198	7	13	2
12	11	F1	6	GILBERT / MULDOON	Ryde 1000 - West Ewell fencing	9	8:24.356	28.306	0.345	77.59	53.891	9	8	-4
13	69	F2	7	LAMBERT / HAYNES	Honda LCR - graham anne ward	9	8:27.365	31.315	3.009	77.13	54.873	3	11	-2
14	83	F2	8	BUCHANAN / EVANS	Kawasaki LUMLEY SIDECAR - Bull Inn Racing	9	8:34.530	38.480	7.165	76.06	55.511	6	17	3
15	68	F2	9	S. CHANDLER / B. CHANDLER	CES HONDA - White Rose Racing	9	8:40.320	44.270	5.790	75.21	56.274	4	15	0
16	38	F1	7	MOSS / HOPE	LCR R6 - LifeSafety Motorsport - CharlieMossRacing	9	8:41.337	45.287	1.017	75.07	55.798	7	19	3
17	55	F2	10	RUSSELL / COOKE	LCR SUZUKI -	9	8:42.653	46.603	1.316	74.88	55.708	7	18	1
18	65	F1	8	FAIERS / FOX	Dean Ryde YAMAHA R6 - AWracing ltd	9	8:43.722	47.672	1.069	74.72	55.874	9	14	-4
19	121	F1	9	LAWRENCE / PYMM	LCR YAMAHA - Highfield Transport, JHM autos	9	8:44.897	48.847	1.175	74.56	56.284	7	27	8
20	17	F2	11	THOMAS / JAMES	Ireson HONDA - Team Walters And Thomas Sidecar racing	9	8:44.956	48.906	0.059	74.55	56.731	2	20	0
21	20	F2	12	DRISCOLL / CARPENTER	Wintec -	8	8:23.069	1 Lap	1 Lap	69.15	1:01.500	5	21	0
22	167	F1	10	PETTMAN / MOSS	Baker 1000 YAMAHA - Wesso Racing	8	8:43.296	1 Lap	20.227	66.48	1:03.528	4	23	1
23	19	F1	11	MACBRIDE / EDWARDS	LCR YAMAHA 600 - Lifesafety Motorsport	7	8:22.894	2 Laps	1 Lap	60.53	1:09.287	4	24	1

NOT CLASSIFIED

DNF	666	F2		HANKS / BANKS	GLR HONDA CBR 600 -	7	7:31.004	2 Laps		67.49	1:00.838	5	22	
DNF	42	F1		WARD / THOMAS	BMR - UWTSO	4	4:14.953	5 Laps	3 Laps	68.22	1:00.151	2	26	
DNF	21	F2		KING / SIGSWORTH	Lumley Ireson - Townsend Motors	2	2:00.900	7 Laps	2 Laps	71.93	56.804	2	16	

FASTEST LAP

	100	F1		R. STEVENS / W. STEVENS	- WPS Racing	5	51.894			83.79 mph	134.85 kph			
	144	F2		A. FOUNDS / GIBBONS	LCR YAMAHA R6 - Indelible Ink Tattoo - Gosport	4	52.731			82.46 mph	132.71 kph			

Comments:

Class F1 - 92.5% of Race Speed = 76.04 mph

Class F2 - 92.5% of Race Speed = 74.51 mph

Weather / Track : Cloudy / Dry

These results are provisional until the conclusion of any judicial and technical matters.

Date: 16/03/2024 Start: 15:11 Finish: 15:19

Brands Hatch Indy: 1.2079 miles

Clerk Of Course:	Stewards:	Timekeeper:	<i>Craig Smith</i>	
------------------	-----------	-------------	--------------------	--

Results can be found at www.tsl-timing.com

Printed - 15:21 Saturday, 16 March 2024



BMCRC - MRO Championships 2024 - Rnd 1 @ Brands Hatch Indy

BMCRC F1 & F2 Sidecars

RACE 14 - LAP CHART

LAP 1 @ 15:12:12.019

NO	BEHIND	LAP TIME
100		57.698
4	1.638	59.336
175	2.303	1:00.001
144	2.408	1:00.106
25	3.062	1:00.760
62	3.201	1:00.899
97	3.485	1:01.183
9	4.382	1:02.080
69	5.199	1:02.897
113	5.373	1:03.071
11	5.561	1:03.259
114	5.812	1:03.510
21	6.398	1:04.096
126	7.043	1:04.741
68	7.559	1:05.257
17	8.103	1:05.801
65	8.344	1:06.042
83	8.492	1:06.190
38	8.928	1:06.626
42	10.104	1:07.802
121	10.394	1:08.092
55	10.519	1:08.217
20	12.181	1:09.879
167	14.495	1:12.193
666	15.129	1:12.827
19	20.478	1:18.176

LAP 2 @ 15:13:04.264

NO	BEHIND	LAP TIME
100		52.245
4	2.751	53.358
144	3.219	53.056
175	3.950	53.892
62	5.110	54.154
25	5.801	54.984
97	5.955	54.715
9	6.550	54.413
69	8.700	55.746
114	8.920	55.353
11	9.177	55.861
113	9.305	56.177
126	10.599	55.801
21	10.957	56.804
68	12.163	56.849
17	12.589	56.731
83	12.901	56.654
65	13.190	57.091
38	14.129	57.446
55	14.251	55.977
121	15.695	57.546
42	18.010	1:00.151
20	21.807	1:01.871
666	24.802	1:01.918
167	27.076	1:04.826
19	38.706	1:10.473

LAP 3 @ 15:13:56.203

NO	BEHIND	LAP TIME
100		51.939
4	3.731	52.919
144	4.278	52.998
175	4.866	52.855

62	6.794	53.623
25	7.902	54.040
97	8.029	54.013
9	8.776	54.165
69	11.634	54.873
114	11.805	54.824
113	12.247	54.881
11	12.505	55.267
126	13.022	54.362
83	18.042	57.080
68	18.139	57.915
17	18.567	57.917
65	18.667	57.416
38	19.154	56.964
55	19.266	56.954
121	20.764	57.008
42	28.154	1:02.083
20	31.864	1:01.996
666	34.496	1:01.633
167	38.990	1:03.853

LAP 4 @ 15:14:48.633

NO	BEHIND	LAP TIME
100		52.430
19	1 Lap	1:09.763
4	4.173	52.872
144	4.579	52.731
175	5.411	52.975
62	7.898	53.534
25	8.717	53.245
97	9.191	53.592
9	10.208	53.862
114	13.600	54.225
113	14.338	54.521
11	15.221	55.146
69	15.348	56.144
126	15.529	54.937
83	21.519	55.907
68	21.983	56.274
65	23.324	57.087
17	23.435	57.298
38	24.081	57.357
55	24.211	57.375
121	25.666	57.332
42	40.641	1:04.917
20	41.241	1:01.807
666	43.739	1:01.673
167	50.088	1:03.528

LAP 5 @ 15:15:40.527

NO	BEHIND	LAP TIME
100		51.894
4	5.365	53.086
144	5.568	52.883
175	6.657	53.140
62	9.878	53.874
25	10.500	53.677
97	12.022	54.725
9	12.895	54.581
114	15.850	54.144
113	17.847	55.403
69	18.423	54.969
11	18.647	55.320
126	19.159	55.524
19	1 Lap	1:09.287

LAP 6 @ 15:16:33.519

NO	BEHIND	LAP TIME
100		52.992
4	6.203	53.830
144	6.442	53.866
175	7.274	53.609
167	1 Lap	1:04.089
62	10.829	53.943
25	11.558	54.050
97	12.655	53.625
9	13.742	53.839
114	16.925	54.067
113	18.992	54.137
69	20.313	54.882
126	20.556	54.389
11	20.665	55.010
83	27.750	55.511
68	30.186	56.734
38	32.482	56.838
17	33.179	57.281
65	34.772	58.723
55	35.142	58.679
121	35.786	57.619
19	1 Lap	1:10.548

LAP 7 @ 15:17:25.485

NO	BEHIND	LAP TIME
100		51.966
20	1 Lap	1:01.686
4	7.729	53.492
144	8.127	53.651
175	8.228	52.920
666	1 Lap	1:02.943
62	13.470	54.607
25	13.824	54.232
97	13.946	53.257
9	15.719	53.943
114	20.026	55.067
113	21.787	54.761
126	22.788	54.198
167	1 Lap	1:05.585
69	23.359	55.012
11	23.565	54.866
83	31.414	55.630
68	34.638	56.418
38	36.314	55.798
17	38.532	57.319
55	38.884	55.708
65	39.233	56.427
121	40.104	56.284

LAP 8 @ 15:18:18.147

NO	BEHIND	LAP TIME
100		52.662

19	2 Laps	1:11.695
4	8.196	53.129
144	8.421	52.956
175	8.943	53.377
62	15.485	54.677
25	15.865	54.703
97	16.253	54.969
20	1 Lap	1:02.139
9	17.367	54.310
114	22.232	54.868
113	23.458	54.333
126	24.656	54.530
11	26.639	55.736
69	27.046	56.349
666	1 Lap	1:09.172
167	1 Lap	1:04.463
83	35.006	56.254
68	39.006	57.030
38	40.152	56.500
17	42.982	57.112
55	43.117	56.895
65	44.022	57.451
121	44.491	57.049

LAP 9 @ 15:19:10.371

NO	BEHIND	LAP TIME
100		52.224
144	9.732	53.535
4	9.882	53.910
175	10.919	54.200
62	17.465	54.204
25	17.712	54.071
97	18.097	54.068
9	22.268	57.125
113	26.232	54.998
19	2 Laps	1:12.952
20	1 Lap	1:02.191
114	27.617	57.609
126	27.961	55.529
11	28.306	53.891
69	31.315	56.493
83	38.480	55.698
68	44.270	57.488
38	45.287	57.359
55	46.603	55.710
167	1 Lap	1:04.759
65	47.672	55.874
121	48.847	56.580
17	48.906	58.148

BMCRC - MRO Championships 2024 - Rnd 1 @ Brands Hatch Indy

BMCRC F1 & F2 Sidecars

RACE 14 - POSITION CHART

No	Name	Lap											
		Pos	1	2	3	4	5	6	7	8	9		
100	R. STEVENS / W. STEVENS	1	100	100	100	100	100	100	100	100	100	100	100
144	A. FOUNDS / GIBBONS	2	4	4	4	4	4	4	4	4	4	4	144
4	MOLYNEUX / ROBERTSON	3	175	144	144	144	144	144	144	144	144	144	4
175	CLARKE / ENSOR	4	144	175	175	175	175	175	175	175	175	175	175
62	WRIGHT / BAILEY	5	25	62	62	62	62	62	62	62	62	62	62
25	GIBSON / SHARPE	6	62	25	25	25	25	25	25	25	25	25	25
9	CLARKE / JOHNSON	7	97	97	97	97	97	97	97	97	97	97	97
11	GILBERT / MULDOON	8	9	9	9	9	9	9	9	9	9	9	9
114	LOCKEY / ROSTRON	9	69	69	69	114	114	114	114	114	114	114	113
97	DAWSON / SIMS	10	113	114	114	113	113	113	113	113	113	113	114
69	LAMBERT / HAYNES	11	11	11	113	11	69	69	126	126	126	126	126
113	HANDCOCK / BEVAN	12	114	113	11	69	11	126	69	11	11	11	11
126	ATKINSON / MIDDLETON	13	21	126	126	126	126	11	11	69	69	69	69
65	FAIERS / FOX	14	126	21	83	83	83	83	83	83	83	83	83
68	S. CHANDLER / B. CHANDLER	15	68	68	68	68	68	68	68	68	68	68	68
21	KING / SIGSWORTH	16	17	17	17	65	38	38	38	38	38	38	38
83	BUCHANAN / EVANS	17	65	83	65	17	17	17	17	17	17	17	55
55	RUSSELL / COOKE	18	83	65	38	38	65	65	55	55	55	55	65
38	MOSS / HOPE	19	38	38	55	55	55	55	55	65	65	121	121
17	THOMAS / JAMES	20	42	55	121	121	121	121	121	121	121	121	17
20	DRISCOLL / CARPENTER	21	121	121	42	42	20	20	20	20	20	20	20
666	HANKS / BANKS	22	55	42	20	20	666	666	666	167	167	167	167
167	PETTMAN / MOSS	23	20	20	666	666	167	167	167	167	167	167	167
19	MACBRIDE / EDWARDS	24	167	666	167	167	19	19	19	19	19	19	19
42	WARD / THOMAS	25	666	167	19	19							
121	LAWRENCE / PYMM	26	19	19									

BMCRC - MRO Championships 2024 - Rnd 1 @ Brands Hatch Indy

BMCRC F1 & F2 Sidecars

RACE 14 - SECTOR ANALYSIS



SECTOR 1 = FL to I1, SECTOR 2 = I1 to FL, DIFF = Difference To Personal Best Lap, P = Crossed Finish Line in Pit Lane, D = Time Disallowed

P1 100 F1		R. STEVENS / W. STEVENS		- WPS Racing		
IDEAL LAP TIME : 51.648		BEST LAP TIME : 51.894		DIFFERENCE : 0.246		
LAP	SECTOR 1	SECTOR 2	LAP TIME	MPH	DIFF	TIME OF DAY
1 -		21.342	57.698	75.36	5.804	15:12:12.019
2 -	31.068	21.177	52.245	83.23	0.351	15:13:04.264
3 -	30.801	21.138	51.939 (2)	83.72	0.045	15:13:56.203
4 -	30.893	21.537	52.430	82.94	0.536	15:14:48.633
5 -	30.713	21.181	51.894 (1)	83.79		15:15:40.527
6 -	31.828	21.164	52.992	82.06	1.098	15:16:33.519
7 -	31.031	20.935	51.966 (3)	83.68	0.072	15:17:25.485
8 -	30.925	21.737	52.662	82.57	0.768	15:18:18.147
9 -	30.976	21.248	52.224	83.26	0.330	15:19:10.371

P2 144 F2		A. FOUNDS / GIBBONS		LCR YAMAHA R6 - Indelible Ink Tattoo - Gosport		
IDEAL LAP TIME : 52.194		BEST LAP TIME : 52.731		DIFFERENCE : 0.537		
LAP	SECTOR 1	SECTOR 2	LAP TIME	MPH	DIFF	TIME OF DAY
1 -		22.249	1:00.106	72.34	7.375	15:12:14.427
2 -	31.622	21.434	53.056	81.96	0.325	15:13:07.483
3 -	31.057	21.941	52.998	82.05	0.267	15:14:00.481
4 -	31.594	21.137	52.731 (1)	82.46		15:14:53.212
5 -	31.424	21.459	52.883 (2)	82.23	0.152	15:15:46.095
6 -	31.946	21.920	53.866	80.73	1.135	15:16:39.961
7 -	31.239	22.412	53.651	81.05	0.920	15:17:33.612
8 -	31.418	21.538	52.956 (3)	82.11	0.225	15:18:26.568
9 -	31.952	21.583	53.535	81.22	0.804	15:19:20.103

P3 4 F1		MOLYNEUX / ROBERTS		DMR KAWASAKI - Kelproperties		
IDEAL LAP TIME : 52.734		BEST LAP TIME : 52.872		DIFFERENCE : 0.138		
LAP	SECTOR 1	SECTOR 2	LAP TIME	MPH	DIFF	TIME OF DAY
1 -		21.733	59.336	73.28	6.464	15:12:13.657
2 -	31.816	21.542	53.358	81.49	0.486	15:13:07.015
3 -	31.446	21.473	52.919 (2)	82.17	0.047	15:13:59.934
4 -	31.302	21.570	52.872 (1)	82.24		15:14:52.806
5 -	31.654	21.432	53.086 (3)	81.91	0.214	15:15:45.892
6 -	31.940	21.890	53.830	80.78	0.958	15:16:39.722
7 -	31.441	22.051	53.492	81.29	0.620	15:17:33.214
8 -	31.661	21.468	53.129	81.84	0.257	15:18:26.343
9 -	32.058	21.852	53.910	80.66	1.038	15:19:20.253

P4 175 F1		CLARKE / ENSOR		- Centurion .CYB fibreglass		
IDEAL LAP TIME : 52.332		BEST LAP TIME : 52.855		DIFFERENCE : 0.523		
LAP	SECTOR 1	SECTOR 2	LAP TIME	MPH	DIFF	TIME OF DAY
1 -		22.207	1:00.001	72.47	7.146	15:12:14.322
2 -	31.969	21.923	53.892	80.69	1.037	15:13:08.214
3 -	31.330	21.525	52.855 (1)	82.27		15:14:01.069
4 -	31.341	21.634	52.975 (3)	82.08	0.120	15:14:54.044
5 -	31.607	21.533	53.140	81.83	0.285	15:15:47.184
6 -	31.782	21.827	53.609	81.11	0.754	15:16:40.793
7 -	31.138	21.782	52.920 (2)	82.17	0.065	15:17:33.713
8 -	31.601	21.776	53.377	81.46	0.522	15:18:27.090
9 -	33.006	21.194	54.200	80.23	1.345	15:19:21.290

BMCRC - MRO Championships 2024 - Rnd 1 @ Brands Hatch Indy

BMCRC F1 & F2 Sidecars

RACE 14 - SECTOR ANALYSIS



SECTOR 1 = FL to I1, SECTOR 2 = I1 to FL, DIFF = Difference To Personal Best Lap, P = Crossed Finish Line in Pit Lane, D = Time Disallowed

P5 62 F1		WRIGHT / BAILEY		Yamaha RYDE F998 - Stainless Steel Designs Ltd.		
IDEAL LAP TIME : 53.210		BEST LAP TIME : 53.534		DIFFERENCE : 0.324		
LAP	SECTOR 1	SECTOR 2	LAP TIME	MPH	DIFF	TIME OF DAY
1 -		22.508	1:00.899	71.40	7.365	15:12:15.220
2 -	32.448	21.706	54.154	80.30	0.620	15:13:09.374
3 -	32.206	21.417	53.623 (2)	81.09	0.089	15:14:02.997
4 -	31.793	21.741	53.534 (1)	81.23		15:14:56.531
5 -	32.356	21.518	53.874 (3)	80.71	0.340	15:15:50.405
6 -	32.084	21.859	53.943	80.61	0.409	15:16:44.348
7 -	32.524	22.083	54.607	79.63	1.073	15:17:38.955
8 -	32.512	22.165	54.677	79.53	1.143	15:18:33.632
9 -	32.431	21.773	54.204	80.22	0.670	15:19:27.836

P6 25 F2		GIBSON / SHARPE		CES F2 SUZUKI - Gibson Racing		
IDEAL LAP TIME : 53.069		BEST LAP TIME : 53.245		DIFFERENCE : 0.176		
LAP	SECTOR 1	SECTOR 2	LAP TIME	MPH	DIFF	TIME OF DAY
1 -		22.460	1:00.760	71.56	7.515	15:12:15.081
2 -	32.726	22.258	54.984	79.08	1.739	15:13:10.065
3 -	32.145	21.895	54.040 (3)	80.47	0.795	15:14:04.105
4 -	31.532	21.713	53.245 (1)	81.67		15:14:57.350
5 -	32.140	21.537	53.677 (2)	81.01	0.432	15:15:51.027
6 -	32.191	21.859	54.050	80.45	0.805	15:16:45.077
7 -	32.237	21.995	54.232	80.18	0.987	15:17:39.309
8 -	32.730	21.973	54.703	79.49	1.458	15:18:34.012
9 -	32.533	21.538	54.071	80.42	0.826	15:19:28.083

P7 97 F2		DAWSON / SIMS		Molyneux YAMAHA - Dawson Classic Motorcycles		
IDEAL LAP TIME : 53.257		BEST LAP TIME : 53.257		DIFFERENCE : 0.000		
LAP	SECTOR 1	SECTOR 2	LAP TIME	MPH	DIFF	TIME OF DAY
1 -		22.141	1:01.183	71.07	7.926	15:12:15.504
2 -	32.679	22.036	54.715	79.47	1.458	15:13:10.219
3 -	32.331	21.682	54.013	80.51	0.756	15:14:04.232
4 -	31.974	21.618	53.592 (2)	81.14	0.335	15:14:57.824
5 -	33.058	21.667	54.725	79.46	1.468	15:15:52.549
6 -	32.022	21.603	53.625 (3)	81.09	0.368	15:16:46.174
7 -	31.840	21.417	53.257 (1)	81.65		15:17:39.431
8 -	32.776	22.193	54.969	79.11	1.712	15:18:34.400
9 -	32.232	21.836	54.068	80.42	0.811	15:19:28.468

P8 9 F2		CLARKE / JOHNSON		CES YAMAHA R6 - Eddys Moto		
IDEAL LAP TIME : 53.654		BEST LAP TIME : 53.839		DIFFERENCE : 0.185		
LAP	SECTOR 1	SECTOR 2	LAP TIME	MPH	DIFF	TIME OF DAY
1 -		22.368	1:02.080	70.04	8.241	15:12:16.401
2 -	32.595	21.818	54.413	79.91	0.574	15:13:10.814
3 -	32.398	21.767	54.165	80.28	0.326	15:14:04.979
4 -	32.009	21.853	53.862 (2)	80.73	0.023	15:14:58.841
5 -	32.608	21.973	54.581	79.67	0.742	15:15:53.422
6 -	32.171	21.668	53.839 (1)	80.77		15:16:47.261
7 -	32.185	21.758	53.943 (3)	80.61	0.104	15:17:41.204
8 -	32.665	21.645	54.310	80.07	0.471	15:18:35.514
9 -	33.780	23.345	57.125	76.12	3.286	15:19:32.639

BMCRC - MRO Championships 2024 - Rnd 1 @ Brands Hatch Indy

BMCRC F1 & F2 Sidecars

RACE 14 - SECTOR ANALYSIS



SECTOR 1 = FL to I1, SECTOR 2 = I1 to FL, DIFF = Difference To Personal Best Lap, P = Crossed Finish Line in Pit Lane, D = Time Disallowed

P9 113 F2		HANDCOCK / BEVAN		Shelbourne - R J Contracting			
IDEAL LAP TIME : 54.065		BEST LAP TIME : 54.137		DIFFERENCE : 0.072			
LAP	SECTOR 1	SECTOR 2	LAP TIME	MPH	DIFF	TIME OF DAY	
1 -		22.672	1:03.071	68.94	8.934	15:12:17.392	
2 -	34.036	22.141	56.177	77.40	2.040	15:13:13.569	
3 -	32.583	22.298	54.881	79.23	0.744	15:14:08.450	
4 -	32.716	21.805	54.521 (3)	79.76	0.384	15:15:02.971	
5 -	32.453	22.950	55.403	78.49	1.266	15:15:58.374	
6 -	32.294	21.843	54.137 (1)	80.32		15:16:52.511	
7 -	32.498	22.263	54.761	79.41	0.624	15:17:47.272	
8 -	32.260	22.073	54.333 (2)	80.03	0.196	15:18:41.605	
9 -	32.407	22.591	54.998	79.06	0.861	15:19:36.603	

P10 114 F2		LOCKEY / ROSTRON		LCR HONDA - Real Racing			
IDEAL LAP TIME : 54.002		BEST LAP TIME : 54.067		DIFFERENCE : 0.065			
LAP	SECTOR 1	SECTOR 2	LAP TIME	MPH	DIFF	TIME OF DAY	
1 -		22.579	1:03.510	68.47	9.443	15:12:17.831	
2 -	33.067	22.286	55.353	78.56	1.286	15:13:13.184	
3 -	32.709	22.115	54.824	79.31	0.757	15:14:08.008	
4 -	32.247	21.978	54.225 (3)	80.19	0.158	15:15:02.233	
5 -	32.085	22.059	54.144 (2)	80.31	0.077	15:15:56.377	
6 -	32.150	21.917	54.067 (1)	80.42		15:16:50.444	
7 -	32.312	22.755	55.067	78.96	1.000	15:17:45.511	
8 -	32.881	21.987	54.868	79.25	0.801	15:18:40.379	
9 -	33.713	23.896	57.609	75.48	3.542	15:19:37.988	

P11 126 F1		ATKINSON / MIDDLETON		ARS YAMAHA - Mecsia			
IDEAL LAP TIME : 54.001		BEST LAP TIME : 54.198		DIFFERENCE : 0.197			
LAP	SECTOR 1	SECTOR 2	LAP TIME	MPH	DIFF	TIME OF DAY	
1 -		23.351	1:04.741	67.16	10.543	15:12:19.062	
2 -	33.434	22.367	55.801	77.93	1.603	15:13:14.863	
3 -	32.282	22.080	54.362 (2)	79.99	0.164	15:14:09.225	
4 -	32.529	22.408	54.937	79.15	0.739	15:15:04.162	
5 -	32.674	22.850	55.524	78.31	1.326	15:15:59.686	
6 -	32.469	21.920	54.389 (3)	79.95	0.191	15:16:54.075	
7 -	32.352	21.846	54.198 (1)	80.23		15:17:48.273	
8 -	32.155	22.375	54.530	79.74	0.332	15:18:42.803	
9 -	33.107	22.422	55.529	78.31	1.331	15:19:38.332	

P12 11 F1		GILBERT / MULDOON		Ryde 1000 - West Ewell fencing			
IDEAL LAP TIME : 53.891		BEST LAP TIME : 53.891		DIFFERENCE : 0.000			
LAP	SECTOR 1	SECTOR 2	LAP TIME	MPH	DIFF	TIME OF DAY	
1 -		22.709	1:03.259	68.74	9.368	15:12:17.580	
2 -	33.404	22.457	55.861	77.84	1.970	15:13:13.441	
3 -	33.078	22.189	55.267	78.68	1.376	15:14:08.708	
4 -	32.768	22.378	55.146	78.85	1.255	15:15:03.854	
5 -	32.786	22.534	55.320	78.60	1.429	15:15:59.174	
6 -	32.734	22.276	55.010 (3)	79.05	1.119	15:16:54.184	
7 -	32.673	22.193	54.866 (2)	79.25	0.975	15:17:49.050	
8 -	32.773	22.963	55.736	78.02	1.845	15:18:44.786	
9 -	31.839	22.052	53.891 (1)	80.69		15:19:38.677	

BMCRC - MRO Championships 2024 - Rnd 1 @ Brands Hatch Indy

BMCRC F1 & F2 Sidecars

RACE 14 - SECTOR ANALYSIS



SECTOR 1 = FL to I1, SECTOR 2 = I1 to FL, DIFF = Difference To Personal Best Lap, P = Crossed Finish Line in Pit Lane, D = Time Disallowed

P13 69 F2		LAMBERT / HAYNES		Honda LCR - graham anne ward		
IDEAL LAP TIME : 54.511		BEST LAP TIME : 54.873		DIFFERENCE : 0.362		
LAP	SECTOR 1	SECTOR 2	LAP TIME	MPH	DIFF	TIME OF DAY
1 -		23.000	1:02.897	69.13	8.024	15:12:17.218
2 -	33.283	22.463	55.746	78.00	0.873	15:13:12.964
3 -	32.718	22.155	54.873 (1)	79.24		15:14:07.837
4 -	33.447	22.697	56.144	77.45	1.271	15:15:03.981
5 -	32.356	22.613	54.969 (3)	79.11	0.096	15:15:58.950
6 -	32.643	22.239	54.882 (2)	79.23	0.009	15:16:53.832
7 -	32.637	22.375	55.012	79.04	0.139	15:17:48.844
8 -	32.781	23.568	56.349	77.17	1.476	15:18:45.193
9 -	34.069	22.424	56.493	76.97	1.620	15:19:41.686

P14 83 F2		BUCHANAN / EVANS		Kawasaki LUMLEY SIDECAR - Bull Inn Racing		
IDEAL LAP TIME : 55.298		BEST LAP TIME : 55.511		DIFFERENCE : 0.213		
LAP	SECTOR 1	SECTOR 2	LAP TIME	MPH	DIFF	TIME OF DAY
1 -		23.847	1:06.190	65.69	10.679	15:12:20.511
2 -	33.894	22.760	56.654	76.75	1.143	15:13:17.165
3 -	33.484	23.596	57.080	76.18	1.569	15:14:14.245
4 -	33.214	22.693	55.907	77.78	0.396	15:15:10.152
5 -	32.955	22.651	55.606 (2)	78.20	0.095	15:16:05.758
6 -	33.019	22.492	55.511 (1)	78.33		15:17:01.269
7 -	33.134	22.496	55.630 (3)	78.17	0.119	15:17:56.899
8 -	33.542	22.712	56.254	77.30	0.743	15:18:53.153
9 -	33.355	22.343	55.698	78.07	0.187	15:19:48.851

P15 68 F2		S. CHANDLER / B. CHANDLER		CES HONDA - White Rose Racing		
IDEAL LAP TIME : 56.031		BEST LAP TIME : 56.274		DIFFERENCE : 0.243		
LAP	SECTOR 1	SECTOR 2	LAP TIME	MPH	DIFF	TIME OF DAY
1 -		23.541	1:05.257	66.63	8.983	15:12:19.578
2 -	33.741	23.108	56.849	76.49	0.575	15:13:16.427
3 -	33.810	24.105	57.915	75.08	1.641	15:14:14.342
4 -	33.688	22.586	56.274 (1)	77.27		15:15:10.616
5 -	33.830	22.525	56.355 (2)	77.16	0.081	15:16:06.971
6 -	34.391	22.343	56.734	76.64	0.460	15:17:03.705
7 -	33.767	22.651	56.418 (3)	77.07	0.144	15:18:00.123
8 -	34.266	22.764	57.030	76.25	0.756	15:18:57.153
9 -	34.470	23.018	57.488	75.64	1.214	15:19:54.641

P16 38 F1		MOSS / HOPE		LCR R6 - LifeSafety Motorsport - CharlieMossRacing		
IDEAL LAP TIME : 55.798		BEST LAP TIME : 55.798		DIFFERENCE : 0.000		
LAP	SECTOR 1	SECTOR 2	LAP TIME	MPH	DIFF	TIME OF DAY
1 -		23.341	1:06.626	65.26	10.828	15:12:20.947
2 -	34.164	23.282	57.446	75.69	1.648	15:13:18.393
3 -	33.340	23.624	56.964	76.33	1.166	15:14:15.357
4 -	34.169	23.188	57.357	75.81	1.559	15:15:12.714
5 -	33.411	23.038	56.449 (2)	77.03	0.651	15:16:09.163
6 -	33.862	22.976	56.838	76.50	1.040	15:17:06.001
7 -	32.948	22.850	55.798 (1)	77.93		15:18:01.799
8 -	33.457	23.043	56.500 (3)	76.96	0.702	15:18:58.299
9 -	34.009	23.350	57.359	75.81	1.561	15:19:55.658

BMCRC - MRO Championships 2024 - Rnd 1 @ Brands Hatch Indy

BMCRC F1 & F2 Sidecars

RACE 14 - SECTOR ANALYSIS



SECTOR 1 = FL to I1, SECTOR 2 = I1 to FL, DIFF = Difference To Personal Best Lap, P = Crossed Finish Line in Pit Lane, D = Time Disallowed

P17 55 F2		RUSSELL / COOKE		LCR SUZUKI -		
IDEAL LAP TIME : 55.657		BEST LAP TIME : 55.708		DIFFERENCE : 0.051		
LAP	SECTOR 1	SECTOR 2	LAP TIME	MPH	DIFF	TIME OF DAY
1 -		23.435	1:08.217	63.74	12.509	15:12:22.538
2 -	33.551	22.426	55.977 (3)	77.68	0.269	15:13:18.515
3 -	33.486	23.468	56.954	76.35	1.246	15:14:15.469
4 -	34.269	23.106	57.375	75.79	1.667	15:15:12.844
5 -	34.166	22.972	57.138	76.10	1.430	15:16:09.982
6 -	34.539	24.140	58.679	74.10	2.971	15:17:08.661
7 -	33.358	22.350	55.708 (1)	78.06		15:18:04.369
8 -	34.501	22.394	56.895	76.43	1.187	15:19:01.264
9 -	33.411	22.299	55.710 (2)	78.05	0.002	15:19:56.974

P18 65 F1		FAIERS / FOX		Dean Ryde YAMAHA R6 - AWracing ltd		
IDEAL LAP TIME : 55.874		BEST LAP TIME : 55.874		DIFFERENCE : 0.000		
LAP	SECTOR 1	SECTOR 2	LAP TIME	MPH	DIFF	TIME OF DAY
1 -		23.604	1:06.042	65.84	10.168	15:12:20.363
2 -	34.428	22.663	57.091	76.16	1.217	15:13:17.454
3 -	34.019	23.397	57.416	75.73	1.542	15:14:14.870
4 -	34.349	22.738	57.087 (3)	76.17	1.213	15:15:11.957
5 -	34.738	22.873	57.611	75.48	1.737	15:16:09.568
6 -	34.840	23.883	58.723	74.05	2.849	15:17:08.291
7 -	33.829	22.598	56.427 (2)	77.06	0.553	15:18:04.718
8 -	34.757	22.694	57.451	75.69	1.577	15:19:02.169
9 -	33.534	22.340	55.874 (1)	77.82		15:19:58.043

P19 121 F1		LAWRENCE / PYMM		LCR YAMAHA - Highfield Transport, JHM autos		
IDEAL LAP TIME : 56.060		BEST LAP TIME : 56.284		DIFFERENCE : 0.224		
LAP	SECTOR 1	SECTOR 2	LAP TIME	MPH	DIFF	TIME OF DAY
1 -		23.597	1:08.092	63.86	11.808	15:12:22.413
2 -	34.664	22.882	57.546	75.56	1.262	15:13:19.959
3 -	34.025	22.983	57.008 (3)	76.28	0.724	15:14:16.967
4 -	34.336	22.996	57.332	75.84	1.048	15:15:14.299
5 -	34.503	22.884	57.387	75.77	1.103	15:16:11.686
6 -	34.170	23.449	57.619	75.47	1.335	15:17:09.305
7 -	33.400	22.884	56.284 (1)	77.26		15:18:05.589
8 -	34.313	22.736	57.049	76.22	0.765	15:19:02.638
9 -	33.324	23.256	56.580 (2)	76.85	0.296	15:19:59.218

P20 17 F2		THOMAS / JAMES		Ireson HONDA - Team Walters And Thomas Sidecar racing		
IDEAL LAP TIME : 56.252		BEST LAP TIME : 56.731		DIFFERENCE : 0.479		
LAP	SECTOR 1	SECTOR 2	LAP TIME	MPH	DIFF	TIME OF DAY
1 -		23.384	1:05.801	66.08	9.070	15:12:20.122
2 -	33.796	22.935	56.731 (1)	76.65		15:13:16.853
3 -	34.239	23.678	57.917	75.08	1.186	15:14:14.770
4 -	34.472	22.826	57.298	75.89	0.567	15:15:12.068
5 -	34.529	22.820	57.349	75.82	0.618	15:16:09.417
6 -	34.051	23.230	57.281 (3)	75.91	0.550	15:17:06.698
7 -	34.254	23.065	57.319	75.86	0.588	15:18:04.017
8 -	34.656	22.456	57.112 (2)	76.14	0.381	15:19:01.129
9 -	34.729	23.419	58.148	74.78	1.417	15:19:59.277

BMCRC - MRO Championships 2024 - Rnd 1 @ Brands Hatch Indy

BMCRC F1 & F2 Sidecars

RACE 14 - SECTOR ANALYSIS



SECTOR 1 = FL to I1, SECTOR 2 = I1 to FL, DIFF = Difference To Personal Best Lap, P = Crossed Finish Line in Pit Lane, D = Time Disallowed

P21 20 F2		DRISCOLL / CARPENTER		Wintec -		
IDEAL LAP TIME : 1:01.067		BEST LAP TIME : 1:01.500		DIFFERENCE : 0.433		
LAP	SECTOR 1	SECTOR 2	LAP TIME	MPH	DIFF	TIME OF DAY
1 -		25.173	1:09.879	62.22	8.379	15:12:24.200
2 -	36.852	25.019	1:01.871	70.28	0.371	15:13:26.071
3 -	36.743	25.253	1:01.996	70.14	0.496	15:14:28.067
4 -	36.451	25.356	1:01.807 (3)	70.35	0.307	15:15:29.874
5 -	36.763	24.737	1:01.500 (1)	70.70		15:16:31.374
6 -	36.330	25.356	1:01.686 (2)	70.49	0.186	15:17:33.060
7 -	37.267	24.872	1:02.139	69.98	0.639	15:18:35.199
8 -	36.835	25.356	1:02.191	69.92	0.691	15:19:37.390

P22 167 F1		PETTMAN / MOSS		Baker 1000 YAMAHA - Wesso Racing		
IDEAL LAP TIME : 1:03.368		BEST LAP TIME : 1:03.528		DIFFERENCE : 0.160		
LAP	SECTOR 1	SECTOR 2	LAP TIME	MPH	DIFF	TIME OF DAY
1 -		25.678	1:12.193	60.23	8.665	15:12:26.514
2 -	39.252	25.574	1:04.826	67.08	1.298	15:13:31.340
3 -	38.362	25.491	1:03.853 (2)	68.10	0.325	15:14:35.193
4 -	38.078	25.450	1:03.528 (1)	68.45		15:15:38.721
5 -	38.518	25.571	1:04.089 (3)	67.85	0.561	15:16:42.810
6 -	39.553	26.032	1:05.585	66.30	2.057	15:17:48.395
7 -	39.173	25.290	1:04.463	67.45	0.935	15:18:52.858
8 -	38.934	25.825	1:04.759	67.15	1.231	15:19:57.617

P23 19 F1		MACBRIDE / EDWARDS		LCR YAMAHA 600 - Lifesafety Motorsport		
IDEAL LAP TIME : 1:09.146		BEST LAP TIME : 1:09.287		DIFFERENCE : 0.141		
LAP	SECTOR 1	SECTOR 2	LAP TIME	MPH	DIFF	TIME OF DAY
1 -		28.004	1:18.176	55.62	8.889	15:12:32.497
2 -	41.622	28.851	1:10.473 (3)	61.70	1.186	15:13:42.970
3 -	41.494	28.269	1:09.763 (2)	62.33	0.476	15:14:52.733
4 -	41.635	27.652	1:09.287 (1)	62.76		15:16:02.020
5 -	41.784	28.764	1:10.548	61.64	1.261	15:17:12.568
6 -	42.383	29.312	1:11.695	60.65	2.408	15:18:24.263
7 -	43.988	28.964	1:12.952	59.60	3.665	15:19:37.215

P24 666 F2		HANKS / BANKS		GLR HONDA CBR 600 -		
IDEAL LAP TIME : 1:00.795		BEST LAP TIME : 1:00.838		DIFFERENCE : 0.043		
LAP	SECTOR 1	SECTOR 2	LAP TIME	MPH	DIFF	TIME OF DAY
1 -		25.592	1:12.827	59.71	11.989	15:12:27.148
2 -	37.451	24.467	1:01.918	70.23	1.080	15:13:29.066
3 -	37.108	24.525	1:01.633 (2)	70.55	0.795	15:14:30.699
4 -	36.885	24.788	1:01.673 (3)	70.51	0.835	15:15:32.372
5 -	36.602	24.236	1:00.838 (1)	71.47		15:16:33.210
6 -	36.559	26.384	1:02.943	69.08	2.105	15:17:36.153
7 -	43.438	25.734	1:09.172	62.86	8.334	15:18:45.325

P25 42 F1		WARD / THOMAS		BMR - UWTS D		
IDEAL LAP TIME : 59.423		BEST LAP TIME : 1:00.151		DIFFERENCE : 0.728		
LAP	SECTOR 1	SECTOR 2	LAP TIME	MPH	DIFF	TIME OF DAY
1 -		23.551	1:07.802	64.13	7.651	15:12:22.123
2 -	35.872	24.279	1:00.151 (1)	72.29		15:13:22.274
3 -	36.924	25.159	1:02.083 (2)	70.04	1.932	15:14:24.357
4 -	37.157	27.760	1:04.917 (3)	66.98	4.766	15:15:29.274

P26 21 F2		KING / SIGSWORTH		Lumley Ireson - Townsend Motors		
IDEAL LAP TIME : 56.804		BEST LAP TIME : 56.804		DIFFERENCE : 0.000		
LAP	SECTOR 1	SECTOR 2	LAP TIME	MPH	DIFF	TIME OF DAY
1 -		22.906	1:04.096	67.84	7.292	15:12:18.417
2 -	34.158	22.646	56.804 (1)	76.55		15:13:15.221

BMCRC - MRO Championships 2024 - Rnd 1 @ Brands Hatch Indy

BMCRC F1 & F2 Sidecars

RACE 14 - BEST SECTORS

SECTOR 1			SECTOR 2			IDEAL / BEST COMPARISON						
POS	NO	NAME	TIME	NO	NAME	TIME	POS	NO	NAME	IDEAL	BEST	DIFF
									PERFECT LAP	51.648		
1	100	R. STEVENS / W. STEVENS	30.713	100	R. STEVENS / W. STEVENS	20.935	1	100	R. STEVENS / W. STE	51.648	51.894	0.246
2	144	A. FOUNDS / GIBBONS	31.057	144	A. FOUNDS / GIBBONS	21.137	2	144	A. FOUNDS / GIBBON	52.194	52.731	0.537
3	175	CLARKE / ENSOR	31.138	175	CLARKE / ENSOR	21.194	3	175	CLARKE / ENSOR	52.332	52.855	0.523
4	4	MOLYNEUX / ROBERTS	31.302	62	WRIGHT / BAILEY	21.417	4	4	MOLYNEUX / ROBER	52.734	52.872	0.138
5	25	GIBSON / SHARPE	31.532	97	DAWSON / SIMS	21.417	5	25	GIBSON / SHARPE	53.069	53.245	0.176
6	62	WRIGHT / BAILEY	31.793	4	MOLYNEUX / ROBERTS	21.432	6	62	WRIGHT / BAILEY	53.210	53.534	0.324
7	11	GILBERT / MULDOON	31.839	25	GIBSON / SHARPE	21.537	7	97	DAWSON / SIMS	53.257	53.257	0.000
8	97	DAWSON / SIMS	31.840	9	CLARKE / JOHNSON	21.645	8	9	CLARKE / JOHNSON	53.654	53.839	0.185
9	9	CLARKE / JOHNSON	32.009	113	HANDCOCK / BEVAN	21.805	9	11	GILBERT / MULDOON	53.891	53.891	0.000
10	114	LOCKEY / ROSTRON	32.085	126	ATKINSON / MIDDLETON	21.846	10	126	ATKINSON / MIDDLE	54.001	54.198	0.197
11	126	ATKINSON / MIDDLETON	32.155	114	LOCKEY / ROSTRON	21.917	11	114	LOCKEY / ROSTRON	54.002	54.067	0.065
12	113	HANDCOCK / BEVAN	32.260	11	GILBERT / MULDOON	22.052	12	113	HANDCOCK / BEVAN	54.065	54.137	0.072
13	69	LAMBERT / HAYNES	32.356	69	LAMBERT / HAYNES	22.155	13	69	LAMBERT / HAYNES	54.511	54.873	0.362
14	38	MOSS / HOPE	32.948	55	RUSSELL / COOKE	22.299	14	83	BUCHANAN / EVANS	55.298	55.511	0.213
15	83	BUCHANAN / EVANS	32.955	65	FAIERS / FOX	22.340	15	55	RUSSELL / COOKE	55.657	55.708	0.051
16	121	LAWRENCE / PYMM	33.324	83	BUCHANAN / EVANS	22.343	16	38	MOSS / HOPE	55.798	55.798	0.000
17	55	RUSSELL / COOKE	33.358	68	S. CHANDLER / B. CHANDLER	22.343	17	65	FAIERS / FOX	55.874	55.874	0.000
18	65	FAIERS / FOX	33.534	17	THOMAS / JAMES	22.456	18	68	S. CHANDLER / B. CH	56.031	56.274	0.243
19	68	S. CHANDLER / B. CHANDLER	33.688	21	KING / SIGSWORTH	22.646	19	121	LAWRENCE / PYMM	56.060	56.284	0.224
20	17	THOMAS / JAMES	33.796	121	LAWRENCE / PYMM	22.736	20	17	THOMAS / JAMES	56.252	56.731	0.479
21	21	KING / SIGSWORTH	34.158	38	MOSS / HOPE	22.850	21	21	KING / SIGSWORTH	56.804	56.804	0.000
22	42	WARD / THOMAS	35.872	42	WARD / THOMAS	23.551	22	42	WARD / THOMAS	59.423	1:00.151	0.728
23	20	DRISCOLL / CARPENTER	36.330	666	HANKS / BANKS	24.236	23	666	HANKS / BANKS	1:00.795	1:00.838	0.043
24	666	HANKS / BANKS	36.559	20	DRISCOLL / CARPENTER	24.737	24	20	DRISCOLL / CARPEN	1:01.067	1:01.500	0.433
25	167	PETTMAN / MOSS	38.078	167	PETTMAN / MOSS	25.290	25	167	PETTMAN / MOSS	1:03.368	1:03.528	0.160
26	19	MACBRIDE / EDWARDS	41.494	19	MACBRIDE / EDWARDS	27.652	26	19	MACBRIDE / EDWARI	1:09.146	1:09.287	0.141

BMCRC - MRO Championships 2024 - Rnd 1 @ Brands Hatch Indy

BMCRC F1 & F2 Sidecars

RACE 14 - STATISTICS

Competitors Started 26
Planned Start 2024-03-16 @ 15:15:00.000
Actual Start 2024-03-16 @ 15:11:14.320
Finish Time 2024-03-16 @ 15:19:10.370
Track Length 1.2079mi.
Total Laps 216
Total Distance Covered 260.9162mi.

Session Fastest Lap History

NO	CL	NAME	LAP TIME	TIME OF DAY	LAP	VEHICLE
100	F1	R. STEVENS / W. STEVENS	52.245	15:13:04.281	2	
100	F1	R. STEVENS / W. STEVENS	51.939	15:13:56.220	3	
100	F1	R. STEVENS / W. STEVENS	51.894	15:15:40.545	5	

Session Leader History

NO	CL	NAME	FROM LAP	LAPS LED	DISTANCE	VEHICLE
100	F1	R. STEVENS / W. STEVENS	1	9	10.87 miles	

Flag History

TYPE	TIME OF DAY
GREEN	15:11:14.320
FINISH	15:19:10.370

Flag Statistics

TYPE	COUNT	TOTAL LAPS	TOTAL TIME
Green	1	9	9:04.289
Red	0	0	0.000
Safety Car	0	0	0.000
FCY	0	0	0.000

BMCRC - MRO Championships 2024 - Rnd 1 @ Brands Hatch Indy

BMCRC F1 & F2 Sidecars

RACE 14 - STATISTICS

CLASS : F1

12 Starters

Fastest Lap History

NO	NAME	LAP TIME	TIME OF DAY	LAP	VEHICLE
100	R. STEVENS / W. STEVENS	52.245	15:13:04.281	2	
100	R. STEVENS / W. STEVENS	51.939	15:13:56.220	3	
100	R. STEVENS / W. STEVENS	51.894	15:15:40.545	5	

Leader History

NO	NAME	FROM LAP	LAPS LED	DISTANCE	VEHICLE
100	R. STEVENS / W. STEVENS	1	9	10.87 miles	

BMCRC - MRO Championships 2024 - Rnd 1 @ Brands Hatch Indy

BMCRC F1 & F2 Sidecars

RACE 14 - STATISTICS

CLASS : F2

14 Starters

Fastest Lap History

NO	NAME	LAP TIME	TIME OF DAY	LAP	VEHICLE
144	A. FOUNDS / GIBBONS	53.056	15:13:07.500	2	LCR YAMAHA R6
144	A. FOUNDS / GIBBONS	52.998	15:14:00.498	3	LCR YAMAHA R6
144	A. FOUNDS / GIBBONS	52.731	15:14:53.230	4	LCR YAMAHA R6

Leader History

NO	NAME	FROM LAP	LAPS LED	DISTANCE	VEHICLE
144	A. FOUNDS / GIBBONS	1	9	10.87 miles	LCR YAMAHA R6

BMCRC - MRO Championships 2024 - Rnd 1 @ Brands Hatch Indy

BMCRC F1 & F2 Sidecars

RACE 3 - GRID (12 Laps)



ROW 15			29	57	JO. SAUNDERS / JA. SAUNDERS		
ROW 14	28	28	HOLDEN / SALISBURY	27	191	DOWNES / OSTERHOLZER	
ROW 13		26	19	1:09.287 MACBRIDE / EDWARDS	25	167	1:03.528 PETTMAN / MOSS
ROW 12	24	20	1:01.500 DRISCOLL / CARPENTER	23	666	1:00.838 HANKS / BANKS	
ROW 11		22	42	1:00.151 WARD / THOMAS	21	21	56.804 KING / SIGSWORTH
ROW 10	20	17	56.731 THOMAS / JAMES	19	121	56.284 LAWRENCE / PYMM	
ROW 9		18	68	56.274 S. CHANDLER / B. CHANDLER	17	65	55.874 FAIERS / FOX
ROW 8	16	38	55.798 MOSS / HOPE	15	55	55.708 RUSSELL / COOKE	
ROW 7		14	83	55.511 BUCHANAN / EVANS	13	69	54.873 LAMBERT / HAYNES
ROW 6	12	126	54.198 ATKINSON / MIDDLETON	11	113	54.137 HANDCOCK / BEVAN	
ROW 5		10	114	54.067 LOCKEY / ROSTRON	9	11	53.891 GILBERT / MULDOON
ROW 4	8	9	53.839 CLARKE / JOHNSON	7	62	53.534 WRIGHT / BAILEY	
ROW 3		6	97	53.257 DAWSON / SIMS	5	25	53.245 GIBSON / SHARPE
ROW 2	4	4	52.872 MOLYNEUX / ROBERTS	3	175	52.855 CLARKE / ENSOR	
ROW 1		2	144	52.731 A. FOUNDS / GIBBONS	1	100	51.894 R. STEVENS / W. STEVENS
Pole							

These results are provisional until the conclusion of any judicial and technical matters.

Brands Hatch Indy: 1.2079 miles

Clerk Of Course:	Stewards:	Timekeeper:	<i>Craig Smith</i>	
------------------	-----------	-------------	--------------------	--

Results can be found at www.tsl-timing.com

Printed - 15:23 Saturday, 16 March 2024





BMCRC - MRO Championships 2024 - Rnd 1 @ Brands Hatch Indy

BMCRC F1 & F2 Sidecars

RACE 4 - CLASSIFICATION

Race Distance: 7 Laps / 8.45 miles

POS	NO	CL	PIC	NAME	ENTRY	LAPS	TIME	GAP	DIFF	MPH	BEST	ON
1	144	F2	1	A. FOUNDS / GIBBONS	LCR YAMAHA R6 - Indelible Ink Tattoo - Gosport	7	7:00.902			72.32	58.644	7
2	25	F2	2	GIBSON / SHARPE	CES F2 SUZUKI - Gibson Racing	7	7:01.860	0.958	0.958	72.15	59.016	4
3	11	F1	1	GILBERT / MULDOON	Ryde 1000 - West Ewell fencing	7	7:04.816	3.914	2.956	71.65	59.227	4
4	62	F1	2	WRIGHT / BAILEY	Yamaha RYDE F998 - Stainless Steel Designs Ltd.	7	7:12.045	11.143	7.229	70.45	59.295	7
5	4	F1	3	MOLYNEUX / ROBERTS	DMR KAWASAKI - Kelproperties	7	7:14.644	13.742	2.599	70.03	1:00.017	4
6	38	F1	4	MOSS / HOPE	LCR R6 - LifeSafety Motorsport - CharlieMossRacing	7	7:18.514	17.612	3.870	69.41	1:00.259	4
7	69	F2	3	LAMBERT / HAYNES	Honda LCR - graham anne ward	7	7:19.285	18.383	0.771	69.29	1:00.775	6
8	9	F2	4	CLARKE / JOHNSON	CES YAMAHA R6 - Eddys Moto	7	7:19.377	18.475	0.092	69.28	1:01.387	7
9	65	F1	5	FAIERS / FOX	Dean Ryde YAMAHA R6 - AWracing ltd	7	7:27.071	26.169	7.694	68.08	1:01.482	2
10	175	F1	6	CLARKE / ENSOR	- Centurion .CYB fibreglass	7	7:27.294	26.392	0.223	68.05	1:01.194	4
11	113	F2	5	HANDCOCK / BEVAN	Shelbourne - R J Contracting	7	7:34.059	33.157	6.765	67.04	1:02.419	4
12	55	F2	6	RUSSELL / COOKE	LCR SUZUKI -	7	7:39.951	39.049	5.892	66.18	1:03.659	3
13	83	F2	7	BUCHANAN / EVANS	Kawasaki LUMLEY SIDECAR - Bull Inn Racing	7	7:41.597	40.695	1.646	65.94	1:03.829	7
14	17	F2	8	THOMAS / JAMES	Ireson HONDA - Team Walters And Thomas Sidecar racing	7	7:57.827	56.925	16.230	63.70	1:06.374	5
15	121	F1	7	LAWRENCE / PYMM	LCR YAMAHA - Highfield Transport, JHM autos	6	7:04.253	1 Lap	1 Lap	61.50	1:07.966	6
16	114	F2	9	LOCKEY / ROSTRON	LCR HONDA - Real Racing	6	7:06.593	1 Lap	2.340	61.16	1:08.723	4
17	97	F2	10	DAWSON / SIMS	Molyneux YAMAHA - Dawson Classic Motorcycles	6	7:07.309	1 Lap	0.716	61.06	1:05.656	6
18	42	F1	8	WARD / THOMAS	BMR - UWTSO	6	7:25.423	1 Lap	18.114	58.57	1:10.481	6
19	167	F1	9	PETTMAN / MOSS	Baker 1000 YAMAHA - Wesso Racing	6	7:25.709	1 Lap	0.286	58.53	1:11.736	2
20	20	F2	11	DRISCOLL / CARPENTER	Wintec -	6	7:33.772	1 Lap	8.063	57.49	1:13.221	6
21	19	F1	10	MACBRIDE / EDWARDS	LCR YAMAHA 600 - Lifesafety Motorsport	6	7:37.734	1 Lap	3.962	57.00	1:12.610	6
22	666	F2	12	HANKS / KIRK	GLR HONDA CBR 600 -	6	8:03.510	1 Lap	25.776	53.96	1:16.770	2

NOT CLASSIFIED

DNF	100	F1		R. STEVENS / W. STEVENS	- WPS Racing	5	5:08.317	2 Laps	1 Lap	70.52	59.662	4
-----	-----	----	--	-------------------------	--------------	---	----------	--------	-------	-------	--------	---

FASTEST LAP

144	F2			A. FOUNDS / GIBBONS	LCR YAMAHA R6 - Indelible Ink Tattoo - Gosport	7	58.644			74.15 mph	119.33 kph	
11	F1			GILBERT / MULDOON	Ryde 1000 - West Ewell fencing	4	59.227			73.42 mph	118.16 kph	

Comments:

Class F2 - 92.5% of Race Speed = 66.89 mph

Class F1 - 92.5% of Race Speed = 66.27 mph

Weather / Track : Cloudy / Wet

Date: 17/03/2024 Start: 11:04 Finish: 11:12

These results are provisional until the conclusion of any judicial and technical matters.

Brands Hatch Indy: 1.2079 miles

Clerk Of Course:	Stewards:	Timekeeper:	<i>Craig Smith</i>	
------------------	-----------	-------------	--------------------	--

Results can be found at www.tsl-timing.com

Printed - 11:14 Sunday, 17 March 2024



BMCRC - MRO Championships 2024 - Rnd 1 @ Brands Hatch Indy

BMCRC F1 & F2 Sidecars

RACE 4 - LAP CHART

LAP 1 @ 11:06:03.679

NO	BEHIND	LAP TIME
144		1:04.278
25	0.492	1:04.770
100	2.142	1:06.420
175	3.044	1:07.322
11	3.076	1:07.354
4	3.505	1:07.783
9	4.352	1:08.630
62	5.441	1:09.719
69	6.346	1:10.624
38	6.784	1:11.062
65	7.330	1:11.608
55	8.317	1:12.595
83	9.002	1:13.280
113	11.642	1:15.920
17	12.016	1:16.294
114	12.755	1:17.033
121	16.000	1:20.278
20	16.648	1:20.926
167	17.157	1:21.435
42	18.826	1:23.104
666	22.375	1:26.653
19	22.840	1:27.118
97	23.703	1:27.981

LAP 2 @ 11:07:03.459

NO	BEHIND	LAP TIME
144		59.780
25	0.577	59.865
11	2.704	59.408
100	3.346	1:00.984
175	5.420	1:02.156
4	5.662	1:01.937
9	6.115	1:01.543
62	7.473	1:01.812
69	7.956	1:01.390
38	8.260	1:01.256
65	9.032	1:01.482
55	14.018	1:05.481
83	14.837	1:05.615
113	15.150	1:03.288
17	19.622	1:07.386
114	23.561	1:10.586
121	25.321	1:09.101
167	29.113	1:11.736
20	31.117	1:14.249
42	32.700	1:13.654
97	33.739	1:09.816
666	39.365	1:16.770
19	39.910	1:16.850

LAP 3 @ 11:08:02.546

NO	BEHIND	LAP TIME
144		59.087
25	0.894	59.404
11	3.137	59.520
100	4.546	1:00.287
175	7.657	1:01.324
4	7.988	1:01.413
9	8.586	1:01.558
62	8.909	1:00.523
38	9.785	1:00.612
69	10.494	1:01.625

65	12.194	1:02.249
55	18.590	1:03.659
113	18.978	1:02.915
83	20.474	1:04.724
17	27.111	1:06.576
114	34.799	1:10.325
121	35.460	1:09.226
167	42.902	1:12.876
97	45.555	1:10.903
20	45.646	1:13.616
42	46.860	1:13.247
19	53.880	1:13.057

LAP 4 @ 11:09:01.279

NO	BEHIND	LAP TIME
144		58.733
666	1 Lap	1:18.557
25	1.177	59.016
11	3.631	59.227
100	5.475	59.662
4	9.272	1:00.017
175	10.118	1:01.194
62	10.341	1:00.165
38	11.311	1:00.259
9	11.786	1:01.933
69	12.681	1:00.920
65	15.501	1:02.040
113	22.664	1:02.419
55	24.136	1:04.279
83	25.656	1:03.915
17	35.418	1:07.040
114	44.789	1:08.723
121	45.818	1:09.091
97	53.807	1:06.985
167	57.220	1:13.051

LAP 5 @ 11:10:02.424

NO	BEHIND	LAP TIME
25		59.968
144	0.094	1:01.239
42	1 Lap	1:14.056
20	1 Lap	1:15.977
11	1.900	59.414
100	5.294	1:00.964
19	1 Lap	1:13.987
62	9.153	59.957
4	9.494	1:01.367
38	11.840	1:01.674
9	13.448	1:02.807
69	13.549	1:02.013
175	13.673	1:04.700
65	16.468	1:02.112
666	1 Lap	1:23.241
113	24.156	1:02.637
55	27.538	1:04.547
83	28.800	1:04.289
17	40.647	1:06.374
121	53.264	1:08.591
114	54.432	1:10.788
97	58.630	1:05.968

LAP 6 @ 11:11:01.521

NO	BEHIND	LAP TIME
25		59.097

144	0.138	59.141
11	2.333	59.530
62	10.630	1:00.574
167	1 Lap	1:14.197
4	11.889	1:01.492
42	1 Lap	1:10.881
38	14.013	1:01.270
69	15.227	1:00.775
9	15.870	1:01.519
20	1 Lap	1:15.783
175	20.567	1:05.991
65	21.282	1:03.911
19	1 Lap	1:14.112
113	28.799	1:03.740
55	33.231	1:04.790
83	35.648	1:05.945
666	1 Lap	1:19.706
17	48.426	1:06.876

LAP 7 @ 11:12:00.303

NO	BEHIND	LAP TIME
144		58.644
25	0.958	59.740
121	1 Lap	1:07.966
11	3.914	1:00.363
114	1 Lap	1:09.138
97	1 Lap	1:05.656
62	11.143	59.295
4	13.742	1:00.635
38	17.612	1:02.381
69	18.383	1:01.938
9	18.475	1:01.387
42	1 Lap	1:10.481
167	1 Lap	1:12.414
65	26.169	1:03.669
175	26.392	1:04.607
20	1 Lap	1:13.221
113	33.157	1:03.140
19	1 Lap	1:12.610
55	39.049	1:04.600
83	40.695	1:03.829
17	56.925	1:07.281
666	1 Lap	1:18.583

BMCRC - MRO Championships 2024 - Rnd 1 @ Brands Hatch Indy

BMCRC F1 & F2 Sidecars

RACE 4 - POSITION CHART

No	Name	Lap							
		Pos	1	2	3	4	5	6	7
4	MOLYNEUX / ROBERT	1	144	144	144	144	25	25	144
11	GILBERT / MULDOON	2	25	25	25	25	144	144	25
19	MACBRIDE / EDWARD	3	100	11	11	11	11	11	11
38	MOSS / HOPE	4	175	100	100	100	100	62	62
42	WARD / THOMAS	5	11	175	175	4	62	4	4
62	WRIGHT / BAILEY	6	4	4	4	175	4	38	38
65	FAIERS / FOX	7	9	9	9	62	38	69	69
100	R. STEVENS / W. STEV	8	62	62	62	38	9	9	9
121	LAWRENCE / PYMM	9	69	69	38	9	69	175	65
167	PETTMAN / MOSS	10	38	38	69	69	175	65	175
175	CLARKE / ENSOR	11	65	65	65	65	65	113	113
9	CLARKE / JOHNSON	12	55	55	55	113	113	55	55
17	THOMAS / JAMES	13	83	83	113	55	55	83	83
25	GIBSON / SHARPE	14	113	113	83	83	83	17	17
55	RUSSELL / COOKE	15	17	17	17	17	17	121	
69	LAMBERT / HAYNES	16	114	114	114	114	121	114	
83	BUCHANAN / EVANS	17	121	121	121	121	114	97	
97	DAWSON / SIMS	18	20	167	167	97	97	42	
113	HANDCOCK / BEVAN	19	167	20	97	167	167	167	
114	LOCKEY / ROSTRON	20	42	42	20	42	42	20	
144	A. FOUNDS / GIBBONS	21	666	97	42	20	20	19	
20	DRISCOLL / CARPENT	22	19	666	19	19	19	666	
666	HANKS / KIRK	23	97	19	666	666	666		

BMCRC - MRO Championships 2024 - Rnd 1 @ Brands Hatch Indy

BMCRC F1 & F2 Sidecars

RACE 4 - SECTOR ANALYSIS



SECTOR 1 = FL to I1, SECTOR 2 = I1 to FL, DIFF = Difference To Personal Best Lap, P = Crossed Finish Line in Pit Lane, D = Time Disallowed

P1 144 F2		A. FOUNDS / GIBBONS		LCR YAMAHA R6 - Indelible Ink Tattoo - Gosport		
IDEAL LAP TIME : 58.581		BEST LAP TIME : 58.644		DIFFERENCE : 0.063		
LAP	SECTOR 1	SECTOR 2	LAP TIME	MPH	DIFF	TIME OF DAY
1 -		24.423	1:04.278	67.65	5.634	11:06:03.679
2 -	35.278	24.502	59.780	72.74	1.136	11:07:03.459
3 -	34.874	24.213	59.087 (3)	73.59	0.443	11:08:02.546
4 -	34.569	24.164	58.733 (2)	74.04	0.089	11:09:01.279
5 -	35.398	25.841	1:01.239	71.01	2.595	11:10:02.518
6 -	34.816	24.325	59.141	73.52	0.497	11:11:01.659
7 -	34.417	24.227	58.644 (1)	74.15		11:12:00.303

P2 25 F2		GIBSON / SHARPE		CES F2 SUZUKI - Gibson Racing		
IDEAL LAP TIME : 58.957		BEST LAP TIME : 59.016		DIFFERENCE : 0.059		
LAP	SECTOR 1	SECTOR 2	LAP TIME	MPH	DIFF	TIME OF DAY
1 -		24.130	1:04.770	67.13	5.754	11:06:04.171
2 -	35.562	24.303	59.865	72.64	0.849	11:07:04.036
3 -	35.326	24.078	59.404 (3)	73.20	0.388	11:08:03.440
4 -	34.936	24.080	59.016 (1)	73.68		11:09:02.456
5 -	35.437	24.531	59.968	72.51	0.952	11:10:02.424
6 -	35.076	24.021	59.097 (2)	73.58	0.081	11:11:01.521
7 -	35.542	24.198	59.740	72.79	0.724	11:12:01.261

P3 11 F1		GILBERT / MULDOON		Ryde 1000 - West Ewell fencing		
IDEAL LAP TIME : 59.081		BEST LAP TIME : 59.227		DIFFERENCE : 0.146		
LAP	SECTOR 1	SECTOR 2	LAP TIME	MPH	DIFF	TIME OF DAY
1 -		24.847	1:07.354	64.56	8.127	11:06:06.755
2 -	35.159	24.249	59.408 (2)	73.19	0.181	11:07:06.163
3 -	35.453	24.067	59.520	73.06	0.293	11:08:05.683
4 -	35.021	24.206	59.227 (1)	73.42		11:09:04.910
5 -	35.354	24.060	59.414 (3)	73.19	0.187	11:10:04.324
6 -	35.218	24.312	59.530	73.04	0.303	11:11:03.854
7 -	35.702	24.661	1:00.363	72.04	1.136	11:12:04.217

P4 62 F1		WRIGHT / BAILEY		Yamaha RYDE F998 - Stainless Steel Designs Ltd.		
IDEAL LAP TIME : 59.295		BEST LAP TIME : 59.295		DIFFERENCE : 0.000		
LAP	SECTOR 1	SECTOR 2	LAP TIME	MPH	DIFF	TIME OF DAY
1 -		25.941	1:09.719	62.37	10.424	11:06:09.120
2 -	36.520	25.292	1:01.812	70.35	2.517	11:07:10.932
3 -	35.394	25.129	1:00.523	71.85	1.228	11:08:11.455
4 -	35.718	24.447	1:00.165 (3)	72.27	0.870	11:09:11.620
5 -	35.255	24.702	59.957 (2)	72.52	0.662	11:10:11.577
6 -	35.168	25.406	1:00.574	71.78	1.279	11:11:12.151
7 -	35.042	24.253	59.295 (1)	73.33		11:12:11.446

P5 4 F1		MOLYNEUX / ROBERTS		DMR KAWASAKI - Kelproperties		
IDEAL LAP TIME : 1:00.017		BEST LAP TIME : 1:00.017		DIFFERENCE : 0.000		
LAP	SECTOR 1	SECTOR 2	LAP TIME	MPH	DIFF	TIME OF DAY
1 -		24.875	1:07.783	64.15	7.766	11:06:07.184
2 -	37.355	24.582	1:01.937	70.21	1.920	11:07:09.121
3 -	36.891	24.522	1:01.413	70.80	1.396	11:08:10.534
4 -	35.758	24.259	1:00.017 (1)	72.45		11:09:10.551
5 -	36.300	25.067	1:01.367 (3)	70.86	1.350	11:10:11.918
6 -	36.734	24.758	1:01.492	70.71	1.475	11:11:13.410
7 -	36.008	24.627	1:00.635 (2)	71.71	0.618	11:12:14.045

BMCRC - MRO Championships 2024 - Rnd 1 @ Brands Hatch Indy

BMCRC F1 & F2 Sidecars

RACE 4 - SECTOR ANALYSIS



SECTOR 1 = FL to I1, SECTOR 2 = I1 to FL, DIFF = Difference To Personal Best Lap, P = Crossed Finish Line in Pit Lane, D = Time Disallowed

P6 38 F1		MOSS / HOPE		LCR R6 - LifeSafety Motorsport - CharlieMossRacing		
IDEAL LAP TIME : 1:00.245		BEST LAP TIME : 1:00.259		DIFFERENCE : 0.014		
LAP	SECTOR 1	SECTOR 2	LAP TIME	MPH	DIFF	TIME OF DAY
1 -		25.715	1:11.062	61.19	10.803	11:06:10.463
2 -	36.351	24.905	1:01.256 (3)	70.99	0.997	11:07:11.719
3 -	36.011	24.601	1:00.612 (2)	71.74	0.353	11:08:12.331
4 -	35.644	24.615	1:00.259 (1)	72.16		11:09:12.590
5 -	36.796	24.878	1:01.674	70.50	1.415	11:10:14.264
6 -	36.431	24.839	1:01.270	70.97	1.011	11:11:15.534
7 -	37.682	24.699	1:02.381	69.71	2.122	11:12:17.915

P7 69 F2		LAMBERT / HAYNES		Honda LCR - graham anne ward		
IDEAL LAP TIME : 1:00.598		BEST LAP TIME : 1:00.775		DIFFERENCE : 0.177		
LAP	SECTOR 1	SECTOR 2	LAP TIME	MPH	DIFF	TIME OF DAY
1 -		25.503	1:10.624	61.57	9.849	11:06:10.025
2 -	36.219	25.171	1:01.390 (3)	70.83	0.615	11:07:11.415
3 -	36.782	24.843	1:01.625	70.56	0.850	11:08:13.040
4 -	36.244	24.676	1:00.920 (2)	71.38	0.145	11:09:13.960
5 -	36.933	25.080	1:02.013	70.12	1.238	11:10:15.973
6 -	35.922	24.853	1:00.775 (1)	71.55		11:11:16.748
7 -	36.655	25.283	1:01.938	70.20	1.163	11:12:18.686

P8 9 F2		CLARKE / JOHNSON		CES YAMAHA R6 - Eddys Moto		
IDEAL LAP TIME : 1:00.772		BEST LAP TIME : 1:01.387		DIFFERENCE : 0.615		
LAP	SECTOR 1	SECTOR 2	LAP TIME	MPH	DIFF	TIME OF DAY
1 -		25.176	1:08.630	63.36	7.243	11:06:08.031
2 -	37.059	24.484	1:01.543 (3)	70.65	0.156	11:07:09.574
3 -	36.660	24.898	1:01.558	70.64	0.171	11:08:11.132
4 -	37.406	24.527	1:01.933	70.21	0.546	11:09:13.065
5 -	37.257	25.550	1:02.807	69.23	1.420	11:10:15.872
6 -	36.288	25.231	1:01.519 (2)	70.68	0.132	11:11:17.391
7 -	36.387	25.000	1:01.387 (1)	70.83		11:12:18.778

P9 65 F1		FAIERS / FOX		Dean Ryde YAMAHA R6 - AWracing ltd		
IDEAL LAP TIME : 1:01.482		BEST LAP TIME : 1:01.482		DIFFERENCE : 0.000		
LAP	SECTOR 1	SECTOR 2	LAP TIME	MPH	DIFF	TIME OF DAY
1 -		26.267	1:11.608	60.72	10.126	11:06:11.009
2 -	36.520	24.962	1:01.482 (1)	70.72		11:07:12.491
3 -	36.538	25.711	1:02.249	69.85	0.767	11:08:14.740
4 -	36.761	25.279	1:02.040 (2)	70.09	0.558	11:09:16.780
5 -	36.783	25.329	1:02.112 (3)	70.01	0.630	11:10:18.892
6 -	37.046	26.865	1:03.911	68.04	2.429	11:11:22.803
7 -	38.246	25.423	1:03.669	68.30	2.187	11:12:26.472

P10 175 F1		CLARKE / ENSOR		- Centurion .CYB fibreglass		
IDEAL LAP TIME : 1:00.997		BEST LAP TIME : 1:01.194		DIFFERENCE : 0.197		
LAP	SECTOR 1	SECTOR 2	LAP TIME	MPH	DIFF	TIME OF DAY
1 -		25.012	1:07.322	64.59	6.128	11:06:06.723
2 -	37.274	24.882	1:02.156 (3)	69.96	0.962	11:07:08.879
3 -	36.640	24.684	1:01.324 (2)	70.91	0.130	11:08:10.203
4 -	36.313	24.881	1:01.194 (1)	71.06		11:09:11.397
5 -	38.446	26.254	1:04.700	67.21	3.506	11:10:16.097
6 -	39.517	26.474	1:05.991	65.89	4.797	11:11:22.088
7 -	38.410	26.197	1:04.607	67.30	3.413	11:12:26.695

BMCRC - MRO Championships 2024 - Rnd 1 @ Brands Hatch Indy

BMCRC F1 & F2 Sidecars

RACE 4 - SECTOR ANALYSIS



SECTOR 1 = FL to I1, SECTOR 2 = I1 to FL, DIFF = Difference To Personal Best Lap, P = Crossed Finish Line in Pit Lane, D = Time Disallowed

P11 113 F2		HANDCOCK / BEVAN		Shelbourne - R J Contracting		
IDEAL LAP TIME : 1:02.234		BEST LAP TIME : 1:02.419		DIFFERENCE : 0.185		
LAP	SECTOR 1	SECTOR 2	LAP TIME	MPH	DIFF	TIME OF DAY
1 -		32.227	1:15.920	57.27	13.501	11:06:15.321
2 -	37.936	25.352	1:03.288	68.71	0.869	11:07:18.609
3 -	36.882	26.033	1:02.915 (3)	69.11	0.496	11:08:21.524
4 -	37.035	25.384	1:02.419 (1)	69.66		11:09:23.943
5 -	37.151	25.486	1:02.637 (2)	69.42	0.218	11:10:26.580
6 -	38.126	25.614	1:03.740	68.22	1.321	11:11:30.320
7 -	37.505	25.635	1:03.140	68.87	0.721	11:12:33.460

P12 55 F2		RUSSELL / COOKE		LCR SUZUKI -		
IDEAL LAP TIME : 1:03.659		BEST LAP TIME : 1:03.659		DIFFERENCE : 0.000		
LAP	SECTOR 1	SECTOR 2	LAP TIME	MPH	DIFF	TIME OF DAY
1 -		26.565	1:12.595	59.90	8.936	11:06:11.996
2 -	38.724	26.757	1:05.481	66.41	1.822	11:07:17.477
3 -	37.705	25.954	1:03.659 (1)	68.31		11:08:21.136
4 -	38.100	26.179	1:04.279 (2)	67.65	0.620	11:09:25.415
5 -	38.057	26.490	1:04.547 (3)	67.37	0.888	11:10:29.962
6 -	38.283	26.507	1:04.790	67.11	1.131	11:11:34.752
7 -	38.282	26.318	1:04.600	67.31	0.941	11:12:39.352

P13 83 F2		BUCHANAN / EVANS		Kawasaki LUMLEY SIDECAR - Bull Inn Racing		
IDEAL LAP TIME : 1:03.704		BEST LAP TIME : 1:03.829		DIFFERENCE : 0.125		
LAP	SECTOR 1	SECTOR 2	LAP TIME	MPH	DIFF	TIME OF DAY
1 -		27.537	1:13.280	59.34	9.451	11:06:12.681
2 -	38.590	27.025	1:05.615	66.27	1.786	11:07:18.296
3 -	37.751	26.973	1:04.724	67.18	0.895	11:08:23.020
4 -	36.970	26.945	1:03.915 (2)	68.03	0.086	11:09:26.935
5 -	37.555	26.734	1:04.289 (3)	67.64	0.460	11:10:31.224
6 -	38.936	27.009	1:05.945	65.94	2.116	11:11:37.169
7 -	36.976	26.853	1:03.829 (1)	68.12		11:12:40.998

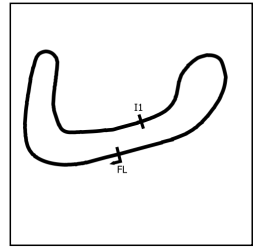
P14 17 F2		THOMAS / JAMES		Ireson HONDA - Team Walters And Thomas Sidecar racing		
IDEAL LAP TIME : 1:06.298		BEST LAP TIME : 1:06.374		DIFFERENCE : 0.076		
LAP	SECTOR 1	SECTOR 2	LAP TIME	MPH	DIFF	TIME OF DAY
1 -		27.641	1:16.294	56.99	9.920	11:06:15.695
2 -	40.109	27.277	1:07.386	64.53	1.012	11:07:23.081
3 -	39.477	27.099	1:06.576 (2)	65.31	0.202	11:08:29.657
4 -	39.343	27.697	1:07.040	64.86	0.666	11:09:36.697
5 -	39.199	27.175	1:06.374 (1)	65.51		11:10:43.071
6 -	39.259	27.617	1:06.876 (3)	65.02	0.502	11:11:49.947
7 -	40.048	27.233	1:07.281	64.63	0.907	11:12:57.228

P15 121 F1		LAWRENCE / PYMM		LCR YAMAHA - Highfield Transport, JHM autos		
IDEAL LAP TIME : 1:07.917		BEST LAP TIME : 1:07.966		DIFFERENCE : 0.049		
LAP	SECTOR 1	SECTOR 2	LAP TIME	MPH	DIFF	TIME OF DAY
1 -		29.770	1:20.278	54.16	12.312	11:06:19.679
2 -	40.803	28.298	1:09.101	62.93	1.135	11:07:28.780
3 -	41.066	28.160	1:09.226	62.81	1.260	11:08:38.006
4 -	41.148	27.943	1:09.091 (3)	62.94	1.125	11:09:47.097
5 -	40.770	27.821	1:08.591 (2)	63.39	0.625	11:10:55.688
6 -	40.096	27.870	1:07.966 (1)	63.98		11:12:03.654

BMCRC - MRO Championships 2024 - Rnd 1 @ Brands Hatch Indy

BMCRC F1 & F2 Sidecars

RACE 4 - SECTOR ANALYSIS



SECTOR 1 = FL to I1, SECTOR 2 = I1 to FL, DIFF = Difference To Personal Best Lap, P = Crossed Finish Line in Pit Lane, D = Time Disallowed

P16 114 F2		LOCKEY / ROSTRON		LCR HONDA - Real Racing		
IDEAL LAP TIME : 1:08.723		BEST LAP TIME : 1:08.723		DIFFERENCE : 0.000		
LAP	SECTOR 1	SECTOR 2	LAP TIME	MPH	DIFF	TIME OF DAY
1 -		28.310	1:17.033	56.45	8.310	11:06:16.434
2 -	42.041	28.545	1:10.586	61.60	1.863	11:07:27.020
3 -	41.799	28.526	1:10.325 (3)	61.83	1.602	11:08:37.345
4 -	41.166	27.557	1:08.723 (1)	63.27		11:09:46.068
5 -	41.954	28.834	1:10.788	61.43	2.065	11:10:56.856
6 -	41.505	27.633	1:09.138 (2)	62.89	0.415	11:12:05.994

P17 97 F2		DAWSON / SIMS		Molyneux YAMAHA - Dawson Classic Motorcycles		
IDEAL LAP TIME : 1:05.656		BEST LAP TIME : 1:05.656		DIFFERENCE : 0.000		
LAP	SECTOR 1	SECTOR 2	LAP TIME	MPH	DIFF	TIME OF DAY
1 -		41.027	1:27.981	49.42	22.325	11:06:27.382
2 -	42.330	27.486	1:09.816	62.28	4.160	11:07:37.198
3 -	41.288	29.615	1:10.903	61.33	5.247	11:08:48.101
4 -	40.356	26.629	1:06.985 (3)	64.91	1.329	11:09:55.086
5 -	39.329	26.639	1:05.968 (2)	65.91	0.312	11:11:01.054
6 -	39.059	26.597	1:05.656 (1)	66.23		11:12:06.710

P18 42 F1		WARD / THOMAS		BMR - UWTSO		
IDEAL LAP TIME : 1:10.481		BEST LAP TIME : 1:10.481		DIFFERENCE : 0.000		
LAP	SECTOR 1	SECTOR 2	LAP TIME	MPH	DIFF	TIME OF DAY
1 -		30.106	1:23.104	52.32	12.623	11:06:22.505
2 -	44.115	29.539	1:13.654	59.04	3.173	11:07:36.159
3 -	43.931	29.316	1:13.247 (3)	59.36	2.766	11:08:49.406
4 -	44.206	29.850	1:14.056	58.72	3.575	11:10:03.462
5 -	41.608	29.273	1:10.881 (2)	61.35	0.400	11:11:14.343
6 -	41.530	28.951	1:10.481 (1)	61.69		11:12:24.824

P19 167 F1		PETTMAN / MOSS		Baker 1000 YAMAHA - Wesso Racing		
IDEAL LAP TIME : 1:11.598		BEST LAP TIME : 1:11.736		DIFFERENCE : 0.138		
LAP	SECTOR 1	SECTOR 2	LAP TIME	MPH	DIFF	TIME OF DAY
1 -		29.083	1:21.435	53.39	9.699	11:06:20.836
2 -	42.783	28.953	1:11.736 (1)	60.61		11:07:32.572
3 -	43.525	29.351	1:12.876 (3)	59.67	1.140	11:08:45.448
4 -	43.536	29.515	1:13.051	59.52	1.315	11:09:58.499
5 -	44.639	29.558	1:14.197	58.60	2.461	11:11:12.696
6 -	43.599	28.815	1:12.414 (2)	60.05	0.678	11:12:25.110

P20 20 F2		DRISCOLL / CARPENTER		Wintec -		
IDEAL LAP TIME : 1:13.221		BEST LAP TIME : 1:13.221		DIFFERENCE : 0.000		
LAP	SECTOR 1	SECTOR 2	LAP TIME	MPH	DIFF	TIME OF DAY
1 -		30.778	1:20.926	53.73	7.705	11:06:20.327
2 -	43.532	30.717	1:14.249 (3)	58.56	1.028	11:07:34.576
3 -	43.402	30.214	1:13.616 (2)	59.07	0.395	11:08:48.192
4 -	44.688	31.289	1:15.977	57.23	2.756	11:10:04.169
5 -	44.915	30.868	1:15.783	57.38	2.562	11:11:19.952
6 -	43.381	29.840	1:13.221 (1)	59.39		11:12:33.173

P21 19 F1		MACBRIDE / EDWARDS		LCR YAMAHA 600 - Lifesafety Motorsport		
IDEAL LAP TIME : 1:12.340		BEST LAP TIME : 1:12.610		DIFFERENCE : 0.270		
LAP	SECTOR 1	SECTOR 2	LAP TIME	MPH	DIFF	TIME OF DAY
1 -		30.436	1:27.118	49.91	14.508	11:06:26.519
2 -	46.145	30.705	1:16.850	56.58	4.240	11:07:43.369
3 -	44.247	28.810	1:13.057 (2)	59.52	0.447	11:08:56.426
4 -	44.542	29.445	1:13.987 (3)	58.77	1.377	11:10:10.413
5 -	44.437	29.675	1:14.112	58.67	1.502	11:11:24.525
6 -	43.530	29.080	1:12.610 (1)	59.88		11:12:37.135

BMCRC - MRO Championships 2024 - Rnd 1 @ Brands Hatch Indy

BMCRC F1 & F2 Sidecars

RACE 4 - SECTOR ANALYSIS



SECTOR 1 = FL to I1, SECTOR 2 = I1 to FL, DIFF = Difference To Personal Best Lap, P = Crossed Finish Line in Pit Lane, D = Time Disallowed

P22 666 F2 HANKS / KIRK		GLR HONDA CBR 600 -				
IDEAL LAP TIME : 1:16.107		BEST LAP TIME : 1:16.770		DIFFERENCE : 0.663		
LAP	SECTOR 1	SECTOR 2	LAP TIME	MPH	DIFF	TIME OF DAY
1 -		31.708	1:26.653	50.18	9.883	11:06:26.054
2 -	45.937	30.833	1:16.770 (1)	56.64		11:07:42.824
3 -	46.893	31.664	1:18.557 (2)	55.35	1.787	11:09:01.381
4 -	50.359	32.882	1:23.241	52.24	6.471	11:10:24.622
5 -	47.836	31.870	1:19.706	54.55	2.936	11:11:44.328
6 -	48.413	30.170	1:18.583 (3)	55.33	1.813	11:13:02.911

P23 100 F1 R. STEVENS / W. STEVENS		- WPS Racing				
IDEAL LAP TIME : 59.590		BEST LAP TIME : 59.662		DIFFERENCE : 0.072		
LAP	SECTOR 1	SECTOR 2	LAP TIME	MPH	DIFF	TIME OF DAY
1 -		24.938	1:06.420	65.47	6.758	11:06:05.821
2 -	36.028	24.956	1:00.984	71.30	1.322	11:07:06.805
3 -	35.917	24.370	1:00.287 (2)	72.13	0.625	11:08:07.092
4 -	35.220	24.442	59.662 (1)	72.88		11:09:06.754
5 -	35.733	25.231	1:00.964 (3)	71.33	1.302	11:10:07.718

BMCRC - MRO Championships 2024 - Rnd 1 @ Brands Hatch Indy

BMCRC F1 & F2 Sidecars

RACE 4 - BEST SECTORS

SECTOR 1			SECTOR 2			IDEAL / BEST COMPARISON						
POS	NO	NAME	TIME	NO	NAME	TIME	POS	NO	NAME	IDEAL	BEST	DIFF
									PERFECT LAP	58.438		
1	144	A. FOUNDS / GIBBONS	34.417	25	GIBSON / SHARPE	24.021	1	144	A. FOUNDS / GIBBONS	58.581	58.644	0.063
2	25	GIBSON / SHARPE	34.936	11	GILBERT / MULDOON	24.060	2	25	GIBSON / SHARPE	58.957	59.016	0.059
3	11	GILBERT / MULDOON	35.021	144	A. FOUNDS / GIBBONS	24.164	3	11	GILBERT / MULDOON	59.081	59.227	0.146
4	62	WRIGHT / BAILEY	35.042	62	WRIGHT / BAILEY	24.253	4	62	WRIGHT / BAILEY	59.295	59.295	0.000
5	100	R. STEVENS / W. STEVENS	35.220	4	MOLYNEUX / ROBERTS	24.259	5	100	R. STEVENS / W. STE	59.590	59.662	0.072
6	38	MOSS / HOPE	35.644	100	R. STEVENS / W. STEVENS	24.370	6	4	MOLYNEUX / ROBER	1:00.017	1:00.017	0.000
7	4	MOLYNEUX / ROBERTS	35.758	9	CLARKE / JOHNSON	24.484	7	38	MOSS / HOPE	1:00.245	1:00.259	0.014
8	69	LAMBERT / HAYNES	35.922	38	MOSS / HOPE	24.601	8	69	LAMBERT / HAYNES	1:00.598	1:00.775	0.177
9	9	CLARKE / JOHNSON	36.288	69	LAMBERT / HAYNES	24.676	9	9	CLARKE / JOHNSON	1:00.772	1:01.387	0.615
10	175	CLARKE / ENSOR	36.313	175	CLARKE / ENSOR	24.684	10	175	CLARKE / ENSOR	1:00.997	1:01.194	0.197
11	65	FAIERS / FOX	36.520	65	FAIERS / FOX	24.962	11	65	FAIERS / FOX	1:01.482	1:01.482	0.000
12	113	HANDCOCK / BEVAN	36.882	113	HANDCOCK / BEVAN	25.352	12	113	HANDCOCK / BEVAN	1:02.234	1:02.419	0.185
13	83	BUCHANAN / EVANS	36.970	55	RUSSELL / COOKE	25.954	13	55	RUSSELL / COOKE	1:03.659	1:03.659	0.000
14	55	RUSSELL / COOKE	37.705	97	DAWSON / SIMS	26.597	14	83	BUCHANAN / EVANS	1:03.704	1:03.829	0.125
15	97	DAWSON / SIMS	39.059	83	BUCHANAN / EVANS	26.734	15	97	DAWSON / SIMS	1:05.656	1:05.656	0.000
16	17	THOMAS / JAMES	39.199	17	THOMAS / JAMES	27.099	16	17	THOMAS / JAMES	1:06.298	1:06.374	0.076
17	121	LAWRENCE / PYMM	40.096	114	LOCKEY / ROSTRON	27.557	17	121	LAWRENCE / PYMM	1:07.917	1:07.966	0.049
18	114	LOCKEY / ROSTRON	41.166	121	LAWRENCE / PYMM	27.821	18	114	LOCKEY / ROSTRON	1:08.723	1:08.723	0.000
19	42	WARD / THOMAS	41.530	19	MACBRIDE / EDWARDS	28.810	19	42	WARD / THOMAS	1:10.481	1:10.481	0.000
20	167	PETTMAN / MOSS	42.783	167	PETTMAN / MOSS	28.815	20	167	PETTMAN / MOSS	1:11.598	1:11.736	0.138
21	20	DRISCOLL / CARPENTER	43.381	42	WARD / THOMAS	28.951	21	19	MACBRIDE / EDWARI	1:12.340	1:12.610	0.270
22	19	MACBRIDE / EDWARDS	43.530	20	DRISCOLL / CARPENTER	29.840	22	20	DRISCOLL / CARPEN	1:13.221	1:13.221	0.000
23	666	HANKS / KIRK	45.937	666	HANKS / KIRK	30.170	23	666	HANKS / KIRK	1:16.107	1:16.770	0.663

BMCRC - MRO Championships 2024 - Rnd 1 @ Brands Hatch Indy

BMCRC F1 & F2 Sidecars

RACE 4 - STATISTICS

Competitors Started	23
Planned Start	2024-03-17 @ 11:01:00.000
Actual Start	2024-03-17 @ 11:04:59.400
Finish Time	2024-03-17 @ 11:12:00.302
Track Length	1.2079mi.
Total Laps	151
Total Distance Covered	182.3997mi.

Session Fastest Lap History

NO	CL	NAME	LAP TIME	TIME OF DAY	LAP	VEHICLE
144	F2	A. FOUNDS / GIBBONS	59.780	11:07:03.479	2	LCR YAMAHA R6
11	F1	GILBERT / MULDOON	59.408	11:07:06.190	2	Ryde 1000
144	F2	A. FOUNDS / GIBBONS	59.087	11:08:02.565	3	LCR YAMAHA R6
144	F2	A. FOUNDS / GIBBONS	58.733	11:09:01.296	4	LCR YAMAHA R6
144	F2	A. FOUNDS / GIBBONS	58.644	11:12:00.323	7	LCR YAMAHA R6

Session Leader History

NO	CL	NAME	FROM LAP	LAPS LED	DISTANCE	VEHICLE
144	F2	A. FOUNDS / GIBBONS	1	4	4.83 miles	LCR YAMAHA R6
25	F2	GIBSON / SHARPE	5	2	2.41 miles	CES F2 SUZUKI
144	F2	A. FOUNDS / GIBBONS	7	1	1.20 miles	LCR YAMAHA R6

Flag History

TYPE	TIME OF DAY
GREEN	11:04:59.400
FINISH	11:12:00.302

Flag Statistics

TYPE	COUNT	TOTAL LAPS	TOTAL TIME
Green	1	7	8:10.150
Red	0	0	0.000
Safety Car	0	0	0.000
FCY	0	0	0.000

BMCRC - MRO Championships 2024 - Rnd 1 @ Brands Hatch Indy

BMCRC F1 & F2 Sidecars

RACE 4 - STATISTICS

CLASS : F1

11 Starters

Fastest Lap History

NO	NAME	LAP TIME	TIME OF DAY	LAP	VEHICLE
11	GILBERT / MULDOON	59.408	11:07:06.190	2	Ryde 1000
11	GILBERT / MULDOON	59.227	11:09:04.936	4	Ryde 1000

Leader History

NO	NAME	FROM LAP	LAPS LED	DISTANCE	VEHICLE
100	R. STEVENS / W. STEVENS	1	1	1.20 miles	
11	GILBERT / MULDOON	2	6	7.24 miles	Ryde 1000

BMCRC - MRO Championships 2024 - Rnd 1 @ Brands Hatch Indy

BMCRC F1 & F2 Sidecars

RACE 4 - STATISTICS

CLASS : F2

12 Starters

Fastest Lap History

NO	NAME	LAP TIME	TIME OF DAY	LAP	VEHICLE
144	A. FOUNDS / GIBBONS	59.780	11:07:03.479	2	LCR YAMAHA R6
144	A. FOUNDS / GIBBONS	59.087	11:08:02.565	3	LCR YAMAHA R6
144	A. FOUNDS / GIBBONS	58.733	11:09:01.296	4	LCR YAMAHA R6
144	A. FOUNDS / GIBBONS	58.644	11:12:00.323	7	LCR YAMAHA R6

Leader History

NO	NAME	FROM LAP	LAPS LED	DISTANCE	VEHICLE
144	A. FOUNDS / GIBBONS	1	4	4.83 miles	LCR YAMAHA R6
25	GIBSON / SHARPE	5	2	2.41 miles	CES F2 SUZUKI
144	A. FOUNDS / GIBBONS	7	1	1.20 miles	LCR YAMAHA R6

BMCRC - MRO Championships 2024 - Rnd 1 @ Brands Hatch Indy

BMCRC F1 & F2 Sidecars

RACE 16 - GRID (10 Laps)



ROW 14	28	28	HOLDEN / SALISBURY	27	191	DOWNES / OSTERHOLZER				
ROW 13		26	21	KING / SIGSWORTH	25	68	S. CHANDLER / B. CHANDLER			
ROW 12	24	126	ATKINSON / MIDDLETON	23	666	HANKS / BANKS				
ROW 11			1:13.221	22	20	DRISCOLL / CARPENTER	21	19	MACBRIDE / EDWARDS	1:12.610
ROW 10		20	167	PETTMAN / MOSS	1:11.736	19	42	WARD / THOMAS	1:10.481	
ROW 9			1:08.723	18	114	LOCKEY / ROSTRON	17	121	LAWRENCE / PYMM	1:07.966
ROW 8		16	17	THOMAS / JAMES	1:06.374	15	97	DAWSON / SIMS	1:05.656	
ROW 7			1:03.829	14	83	BUCHANAN / EVANS	13	55	RUSSELL / COOKE	1:03.659
ROW 6		12	113	HANDCOCK / BEVAN	1:02.419	11	65	FAIERS / FOX	1:01.482	
ROW 5			1:01.387	10	9	CLARKE / JOHNSON	9	175	CLARKE / ENSOR	1:01.194
ROW 4		8	69	LAMBERT / JAVENS	1:00.259	7	38	MOSS / HOPE	1:00.259	
ROW 3			1:00.017	6	4	MOLYNEUX / ROBERTS	5	100	R. STEVENS / W. STEVENS	59.662
ROW 2		4	62	WRIGHT / BAILEY	59.295	3	11	GILBERT / MULDOON	59.227	
ROW 1			59.016	2	25	GIBSON / SHARPE	1	144	A. FOUNDS / GIBBONS	58.644
										Pole

These results are provisional until the conclusion of any judicial and technical matters.

Brands Hatch Indy: 1.2079 miles

Clerk Of Course:	Stewards:	Timekeeper:	<i>Craig Smith</i>	
------------------	-----------	-------------	--------------------	--

Results can be found at www.tsl-timing.com

Printed - 11:18 Sunday, 17 March 2024





BMCRC
F1 & F2
SIDECARS

BMCRC - MRO Championships 2024 - Rnd 1 @ Brands Hatch Indy

BMCRC F1 & F2 Sidecars

RACE 16 - CLASSIFICATION

Race Distance: 10 Laps / 12.07 miles

POS	NO	CL	PIC	NAME	ENTRY	LAPS	TIME	GAP	DIFF	MPH	BEST	ON	GRD	↑↓
1	100	F1	1	R. STEVENS / W. STEVENS	- WPS Racing	10	8:59.344			80.62	52.297	4	5	4
2	25	F2	1	GIBSON / SHARPE	CES F2 SUZUKI - Gibson Racing	10	9:11.359	12.015	12.015	78.87	53.714	9	2	0
3	11	F1	2	GILBERT / MULDOON	Ryde 1000 - West Ewell fencing	10	9:11.672	12.328	0.313	78.82	53.781	9	3	0
4	175	F1	3	CLARKE / ENSOR	- Centurion .CYB fibreglass	10	9:11.799	12.455	0.127	78.80	53.704	9	9	5
5	9	F2	2	CLARKE / JOHNSON	CES YAMAHA R6 - Eddys Moto	10	9:13.034	13.690	1.235	78.63	53.647	9	10	5
6	62	F1	4	WRIGHT / BAILEY	Yamaha RYDE F998 - Stainless Steel Designs Ltd.	10	9:19.595	20.251	6.561	77.70	54.087	4	4	-2
7	113	F2	3	HANDCOCK / BEVAN	Shelbourne - R J Contracting	10	9:29.061	29.717	9.466	76.41	55.091	9	12	5
8	69	F2	4	LAMBERT / JAVENS	Honda LCR - graham anne ward	10	9:31.458	32.114	2.397	76.09	55.348	8	8	0
9	126	F1	5	ATKINSON / MIDDLETON	ARS YAMAHA - Mecsia	10	9:31.571	32.227	0.113	76.08	53.980	10	24	15
10	83	F2	5	BUCHANAN / EVANS	Kawasaki LUMLEY SIDECAR - Bull Inn Racing	10	9:31.694	32.350	0.123	76.06	55.413	10	14	4
11	38	F1	6	MOSS / HOPE	LCR R6 - LifeSafety Motorsport - CharlieMossRacing	10	9:33.701	34.357	2.007	75.79	55.993	10	7	-4
12	65	F1	7	FAIERS / FOX	Dean Ryde YAMAHA R6 - AWracing ltd	10	9:40.648	41.304	6.947	74.89	56.537	7	11	-1
13	17	F2	6	THOMAS / JAMES	Ireson HONDA - Team Walters And Thomas Sidecar racing	10	9:48.061	48.717	7.413	73.94	57.375	3	16	3
14	121	F1	8	LAWRENCE / PYMM	LCR YAMAHA - Highfield Transport, JHM autos	9	9:08.164	1 Lap	1 Lap	71.39	56.850	6	17	3
15	20	F2	7	DRISCOLL / CARPENTER	Wintec -	9	9:43.845	1 Lap	35.681	67.03	1:01.376	8	22	7
16	167	F1	9	PETTMAN / MOSS	Baker 1000 YAMAHA - Wesso Racing	9	10:09.542	1 Lap	25.697	64.20	1:04.378	5	20	4
17	666	F2	8	HANKS / BANKS	GLR HONDA CBR 600 -	8	9:17.231	2 Laps	1 Lap	62.43	1:07.236	8	23	6
18	19	F1	10	MACBRIDE / EDWARDS	LCR YAMAHA 600 - Lifesafety Motorsport	8	9:17.954	2 Laps	0.723	62.35	1:06.641	8	21	3

NOT CLASSIFIED

DNF	42	F1		WARD / THOMAS	BMR - UWTSO	1	1:08.248	9 Laps	7 Laps	63.71				19
-----	----	----	--	---------------	-------------	---	----------	--------	--------	-------	--	--	--	----

FASTEST LAP

100	F1	R. STEVENS / W. STEVENS	- WPS Racing	4	52.297	83.15 mph	133.82 kph
9	F2	CLARKE / JOHNSON	CES YAMAHA R6 - Eddys Moto	9	53.647	81.05 mph	130.45 kph

Comments:

Class F1 - 92.5% of Race Speed = 74.57 mph

Class F2 - 92.5% of Race Speed = 72.95 mph

Weather / Track : Cloudy / Dry

These results are provisional until the conclusion of any judicial and technical matters.

Date: 17/03/2024 Start: 15:01 Finish: 15:10

Brands Hatch Indy: 1.2079 miles

Clerk Of Course:	Stewards:	Timekeeper: <i>Craig Smith</i>	
------------------	-----------	-----------------------------------	--

Results can be found at www.tsl-timing.com

Printed - 15:12 Sunday, 17 March 2024



BMCRC - MRO Championships 2024 - Rnd 1 @ Brands Hatch Indy

BMCRC F1 & F2 Sidecars

RACE 16 - LAP CHART

LAP 1 @ 15:02:53.884

NO	BEHIND	LAP TIME
100		59.534
25	2.190	1:01.724
11	2.480	1:02.014
175	2.597	1:02.131
9	3.181	1:02.715
69	4.130	1:03.664
113	4.228	1:03.762
62	4.330	1:03.864
38	5.256	1:04.790
65	5.792	1:05.326
83	6.663	1:06.197
17	6.957	1:06.491
42	8.714	1:08.248
126	10.198	1:09.732
167	12.225	1:11.759
121	12.363	1:11.897
20	12.727	1:12.261
19	17.303	1:16.837
666	17.416	1:16.950

LAP 2 @ 15:03:46.703

NO	BEHIND	LAP TIME
100		52.819
25	5.094	55.723
11	5.367	55.706
175	5.533	55.755
9	5.694	55.332
62	6.023	54.512
69	8.089	56.778
113	8.572	57.163
38	9.640	57.203
65	10.206	57.233
83	10.670	56.826
17	12.642	58.504
126	15.630	58.251
121	24.687	1:05.143
167	24.768	1:05.362
20	25.002	1:05.094
666	34.404	1:09.807
19	34.875	1:10.391

LAP 3 @ 15:04:39.456

NO	BEHIND	LAP TIME
100		52.753
11	7.104	54.490
25	7.567	55.226
175	7.844	55.064
9	8.498	55.557
62	8.910	55.640
69	12.119	56.783
113	12.215	56.396
38	13.609	56.722
65	14.658	57.205
83	15.006	57.089
17	17.264	57.375
126	19.076	56.199
121	33.056	1:01.122
167	37.106	1:05.091
20	38.509	1:06.260
666	50.061	1:08.410
19	51.392	1:09.270

LAP 4 @ 15:05:31.753

NO	BEHIND	LAP TIME
100		52.297
11	8.936	54.129
25	9.282	54.012
175	9.610	54.063
9	10.054	53.853
62	10.700	54.087
113	15.454	55.536
38	17.500	56.188
83	19.242	56.533
69	19.338	59.516
65	19.457	57.096
126	22.612	55.833
17	22.885	57.918
121	40.512	59.753
20	50.742	1:04.530
167	50.863	1:06.054

LAP 5 @ 15:06:26.185

NO	BEHIND	LAP TIME
100		54.432
11	9.194	54.690
25	9.742	54.892
175	9.937	54.759
9	10.858	55.236
62	12.825	56.557
666	1 Lap	1:11.310
19	1 Lap	1:10.692
113	16.865	55.843
38	19.294	56.226
83	20.554	55.744
69	21.049	56.143
65	22.070	57.045
126	23.257	55.077
17	26.216	57.763
121	44.252	58.172

LAP 6 @ 15:07:19.833

NO	BEHIND	LAP TIME
100		53.648
167	1 Lap	1:04.378
20	1 Lap	1:05.127
11	9.716	54.170
25	10.006	53.912
175	10.528	54.239
9	10.908	53.698
62	13.464	54.287
113	20.327	57.110
38	22.734	57.088
83	23.160	56.254
69	23.790	56.389
65	25.414	56.992
126	25.958	56.349
666	1 Lap	1:08.649
19	1 Lap	1:08.064
17	30.030	57.462
121	47.454	56.850

LAP 7 @ 15:08:12.517

NO	BEHIND	LAP TIME
100		52.684
11	11.238	54.206

25	11.510	54.188
175	11.750	53.906
9	12.540	54.316
62	16.962	56.182
20	1 Lap	1:04.118
167	1 Lap	1:06.561
113	23.056	55.413
38	26.292	56.242
83	26.443	55.967
69	26.535	55.429
126	28.468	55.194
65	29.267	56.537
17	35.450	58.104
666	1 Lap	1:07.550
19	1 Lap	1:07.955
121	52.259	57.489

LAP 8 @ 15:09:05.308

NO	BEHIND	LAP TIME
100		52.791
11	12.330	53.883
25	12.762	54.043
175	13.010	54.051
9	13.719	53.970
62	19.534	55.363
113	27.920	57.655
69	29.092	55.348
20	1 Lap	1:02.747
83	29.539	55.887
38	30.218	56.717
126	30.776	55.099
65	34.219	57.743
167	1 Lap	1:08.995
17	40.185	57.526

LAP 9 @ 15:10:00.119

NO	BEHIND	LAP TIME
100		54.811
666	2 Laps	1:07.319
121	1 Lap	1:00.280
19	2 Laps	1:08.104
11	11.300	53.781
25	11.665	53.714
175	11.903	53.704
9	12.555	53.647
62	19.244	54.521
113	28.200	55.091
69	30.008	55.727
83	30.512	55.784
126	31.822	55.857
38	31.939	56.532
20	1 Lap	1:01.376
65	36.377	56.969
17	43.748	58.374
167	1 Lap	1:10.822

LAP 10 @ 15:10:53.694

NO	BEHIND	LAP TIME
100		53.575
121	1 Lap	57.458
25	12.015	53.925
11	12.328	54.603
175	12.455	54.127
9	13.690	54.710

666	2 Laps	1:07.236
19	2 Laps	1:06.641
62	20.251	54.582
113	29.717	55.092
69	32.114	55.681
126	32.227	53.980
83	32.350	55.413
38	34.357	55.993
65	41.304	58.502
20	1 Lap	1:02.332
17	48.717	58.544
167	1 Lap	1:10.520

BMCRC - MRO Championships 2024 - Rnd 1 @ Brands Hatch Indy

BMCRC F1 & F2 Sidecars

RACE 16 - POSITION CHART

No	Name	Lap										
		Pos	1	2	3	4	5	6	7	8	9	10
25	GIBSON / SHARPE	1	100	100	100	100	100	100	100	100	100	100
11	GILBERT / MULDOON	2	25	25	11	11	11	11	11	11	11	25
62	WRIGHT / BAILEY	3	11	11	25	25	25	25	25	25	25	11
100	R. STEVENS / W. STEV	4	175	175	175	175	175	175	175	175	175	175
38	MOSS / HOPE	5	9	9	9	9	9	9	9	9	9	9
69	LAMBERT / JAVENS	6	69	62	62	62	62	62	62	62	62	62
175	CLARKE / ENSOR	7	113	69	69	113	113	113	113	113	113	113
9	CLARKE / JOHNSON	8	62	113	113	38	38	38	38	69	69	69
65	FAIERS / FOX	9	38	38	38	83	83	83	83	83	83	126
113	HANDCOCK / BEVAN	10	65	65	65	69	69	69	69	38	126	83
83	BUCHANAN / EVANS	11	83	83	83	65	65	65	126	126	38	38
17	THOMAS / JAMES	12	17	17	17	126	126	126	65	65	65	65
121	LAWRENCE / PYMM	13	42	126	126	17	17	17	17	17	17	17
42	WARD / THOMAS	14	126	121	121	121	121	121	121	121	121	
167	PETTMAN / MOSS	15	167	167	167	20	167	20	20	20	20	
19	MACBRIDE / EDWARD	16	121	20	20	167	20	167	167	167	167	
20	DRISCOLL / CARPENT	17	20	666	666	666	666	666	666	666	666	
666	HANKS / BANKS	18	19	19	19	19	19	19	19	19	19	
126	ATKINSON / MIDDLET	19	666									

BMCRC - MRO Championships 2024 - Rnd 1 @ Brands Hatch Indy

BMCRC F1 & F2 Sidecars

RACE 16 - SECTOR ANALYSIS



SECTOR 1 = FL to I1, SECTOR 2 = I1 to FL, DIFF = Difference To Personal Best Lap, P = Crossed Finish Line in Pit Lane, D = Time Disallowed

P1 100 F1		R. STEVENS / W. STEVENS		- WPS Racing		
IDEAL LAP TIME : 52.236		BEST LAP TIME : 52.297		DIFFERENCE : 0.061		
LAP	SECTOR 1	SECTOR 2	LAP TIME	MPH	DIFF	TIME OF DAY
1 -		21.692	59.534	73.04	7.237	15:02:53.884
2 -	31.553	21.266	52.819	82.33	0.522	15:03:46.703
3 -	31.384	21.369	52.753 (3)	82.43	0.456	15:04:39.456
4 -	30.970	21.327	52.297 (1)	83.15		15:05:31.753
5 -	32.997	21.435	54.432	79.89	2.135	15:06:26.185
6 -	32.135	21.513	53.648	81.05	1.351	15:07:19.833
7 -	31.326	21.358	52.684 (2)	82.54	0.387	15:08:12.517
8 -	31.347	21.444	52.791	82.37	0.494	15:09:05.308
9 -	32.814	21.997	54.811	79.33	2.514	15:10:00.119
10 -	31.743	21.832	53.575	81.16	1.278	15:10:53.694

P2 25 F2		GIBSON / SHARPE		CES F2 SUZUKI - Gibson Racing		
IDEAL LAP TIME : 53.714		BEST LAP TIME : 53.714		DIFFERENCE : 0.000		
LAP	SECTOR 1	SECTOR 2	LAP TIME	MPH	DIFF	TIME OF DAY
1 -		22.412	1:01.724	70.45	8.010	15:02:56.074
2 -	33.261	22.462	55.723	78.03	2.009	15:03:51.797
3 -	32.766	22.460	55.226	78.74	1.512	15:04:47.023
4 -	32.281	21.731	54.012	80.51	0.298	15:05:41.035
5 -	32.709	22.183	54.892	79.22	1.178	15:06:35.927
6 -	32.084	21.828	53.912 (2)	80.66	0.198	15:07:29.839
7 -	32.422	21.766	54.188	80.25	0.474	15:08:24.027
8 -	32.133	21.910	54.043	80.46	0.329	15:09:18.070
9 -	32.025	21.689	53.714 (1)	80.95		15:10:11.784
10 -	32.221	21.704	53.925 (3)	80.64	0.211	15:11:05.709

P3 11 F1		GILBERT / MULDOON		Ryde 1000 - West Ewell fencing		
IDEAL LAP TIME : 53.706		BEST LAP TIME : 53.781		DIFFERENCE : 0.075		
LAP	SECTOR 1	SECTOR 2	LAP TIME	MPH	DIFF	TIME OF DAY
1 -		22.594	1:02.014	70.12	8.233	15:02:56.364
2 -	33.094	22.612	55.706	78.06	1.925	15:03:52.070
3 -	32.562	21.928	54.490	79.80	0.709	15:04:46.560
4 -	32.465	21.664	54.129 (3)	80.33	0.348	15:05:40.689
5 -	32.891	21.799	54.690	79.51	0.909	15:06:35.379
6 -	32.589	21.581	54.170	80.27	0.389	15:07:29.549
7 -	32.478	21.728	54.206	80.22	0.425	15:08:23.755
8 -	32.378	21.505	53.883 (2)	80.70	0.102	15:09:17.638
9 -	32.201	21.580	53.781 (1)	80.85		15:10:11.419
10 -	32.734	21.869	54.603	79.64	0.822	15:11:06.022

P4 175 F1		CLARKE / ENSOR		- Centurion .CYB fibreglass		
IDEAL LAP TIME : 53.704		BEST LAP TIME : 53.704		DIFFERENCE : 0.000		
LAP	SECTOR 1	SECTOR 2	LAP TIME	MPH	DIFF	TIME OF DAY
1 -		22.514	1:02.131	69.99	8.427	15:02:56.481
2 -	32.979	22.776	55.755	77.99	2.051	15:03:52.236
3 -	32.555	22.509	55.064	78.97	1.360	15:04:47.300
4 -	32.141	21.922	54.063	80.43	0.359	15:05:41.363
5 -	32.643	22.116	54.759	79.41	1.055	15:06:36.122
6 -	32.093	22.146	54.239	80.17	0.535	15:07:30.361
7 -	32.086	21.820	53.906 (2)	80.67	0.202	15:08:24.267
8 -	32.133	21.918	54.051 (3)	80.45	0.347	15:09:18.318
9 -	31.968	21.736	53.704 (1)	80.97		15:10:12.022
10 -	32.313	21.814	54.127	80.34	0.423	15:11:06.149

BMCRC - MRO Championships 2024 - Rnd 1 @ Brands Hatch Indy

BMCRC F1 & F2 Sidecars

RACE 16 - SECTOR ANALYSIS



SECTOR 1 = FL to I1, SECTOR 2 = I1 to FL, DIFF = Difference To Personal Best Lap, P = Crossed Finish Line in Pit Lane, D = Time Disallowed

P5 9 F2		CLARKE / JOHNSON		CES YAMAHA R6 - Eddys Moto		
IDEAL LAP TIME : 53.116		BEST LAP TIME : 53.647		DIFFERENCE : 0.531		
LAP	SECTOR 1	SECTOR 2	LAP TIME	MPH	DIFF	TIME OF DAY
1 -		22.869	1:02.715	69.33	9.068	15:02:57.065
2 -	32.884	22.448	55.332	78.59	1.685	15:03:52.397
3 -	32.883	22.674	55.557	78.27	1.910	15:04:47.954
4 -	31.986	21.867	53.853 (3)	80.74	0.206	15:05:41.807
5 -	32.520	22.716	55.236	78.72	1.589	15:06:37.043
6 -	31.629	22.069	53.698 (2)	80.98	0.051	15:07:30.741
7 -	32.829	21.487	54.316	80.06	0.669	15:08:25.057
8 -	31.968	22.002	53.970	80.57	0.323	15:09:19.027
9 -	32.021	21.626	53.647 (1)	81.05		15:10:12.674
10 -	32.663	22.047	54.710	79.48	1.063	15:11:07.384

P6 62 F1		WRIGHT / BAILEY		Yamaha RYDE F998 - Stainless Steel Designs Ltd.		
IDEAL LAP TIME : 53.922		BEST LAP TIME : 54.087		DIFFERENCE : 0.165		
LAP	SECTOR 1	SECTOR 2	LAP TIME	MPH	DIFF	TIME OF DAY
1 -		22.453	1:03.864	68.09	9.777	15:02:58.214
2 -	32.436	22.076	54.512 (3)	79.77	0.425	15:03:52.726
3 -	33.467	22.173	55.640	78.15	1.553	15:04:48.366
4 -	32.330	21.757	54.087 (1)	80.40		15:05:42.453
5 -	32.605	23.952	56.557	76.88	2.470	15:06:39.010
6 -	32.165	22.122	54.287 (2)	80.10	0.200	15:07:33.297
7 -	32.739	23.443	56.182	77.40	2.095	15:08:29.479
8 -	33.284	22.079	55.363	78.54	1.276	15:09:24.842
9 -	32.627	21.894	54.521	79.76	0.434	15:10:19.363
10 -	32.441	22.141	54.582	79.67	0.495	15:11:13.945

P7 113 F2		HANDCOCK / BEVAN		Shelbourne - R J Contracting		
IDEAL LAP TIME : 54.925		BEST LAP TIME : 55.091		DIFFERENCE : 0.166		
LAP	SECTOR 1	SECTOR 2	LAP TIME	MPH	DIFF	TIME OF DAY
1 -		22.785	1:03.762	68.20	8.671	15:02:58.112
2 -	34.769	22.394	57.163	76.07	2.072	15:03:55.275
3 -	33.677	22.719	56.396	77.10	1.305	15:04:51.671
4 -	33.353	22.183	55.536	78.30	0.445	15:05:47.207
5 -	33.562	22.281	55.843	77.87	0.752	15:06:43.050
6 -	35.117	21.993	57.110	76.14	2.019	15:07:40.160
7 -	33.386	22.027	55.413 (3)	78.47	0.322	15:08:35.573
8 -	33.925	23.730	57.655	75.42	2.564	15:09:33.228
9 -	32.993	22.098	55.091 (1)	78.93		15:10:28.319
10 -	32.932	22.160	55.092 (2)	78.93	0.001	15:11:23.411

P8 69 F2		LAMBERT / JAVENS		Honda LCR - graham anne ward		
IDEAL LAP TIME : 55.112		BEST LAP TIME : 55.348		DIFFERENCE : 0.236		
LAP	SECTOR 1	SECTOR 2	LAP TIME	MPH	DIFF	TIME OF DAY
1 -		22.978	1:03.664	68.30	8.316	15:02:58.014
2 -	34.042	22.736	56.778	76.58	1.430	15:03:54.792
3 -	33.870	22.913	56.783	76.58	1.435	15:04:51.575
4 -	36.029	23.487	59.516	73.06	4.168	15:05:51.091
5 -	33.761	22.382	56.143	77.45	0.795	15:06:47.234
6 -	34.091	22.298	56.389	77.11	1.041	15:07:43.623
7 -	32.821	22.608	55.429 (2)	78.45	0.081	15:08:39.052
8 -	32.856	22.492	55.348 (1)	78.56		15:09:34.400
9 -	32.814	22.913	55.727	78.03	0.379	15:10:30.127
10 -	33.161	22.520	55.681 (3)	78.09	0.333	15:11:25.808

BMCRC - MRO Championships 2024 - Rnd 1 @ Brands Hatch Indy

BMCRC F1 & F2 Sidecars

RACE 16 - SECTOR ANALYSIS



SECTOR 1 = FL to I1, SECTOR 2 = I1 to FL, DIFF = Difference To Personal Best Lap, P = Crossed Finish Line in Pit Lane, D = Time Disallowed

P9 126 F1		ATKINSON / MIDDLETON		ARS YAMAHA - Mecsis		
IDEAL LAP TIME : 53.980		BEST LAP TIME : 53.980		DIFFERENCE : 0.000		
LAP	SECTOR 1	SECTOR 2	LAP TIME	MPH	DIFF	TIME OF DAY
1 -		23.815	1:09.732	62.36	15.752	15:03:04.082
2 -	35.308	22.943	58.251	74.65	4.271	15:04:02.333
3 -	33.643	22.556	56.199	77.37	2.219	15:04:58.532
4 -	33.219	22.614	55.833	77.88	1.853	15:05:54.365
5 -	32.812	22.265	55.077 (2)	78.95	1.097	15:06:49.442
6 -	33.216	23.133	56.349	77.17	2.369	15:07:45.791
7 -	33.102	22.092	55.194	78.78	1.214	15:08:40.985
8 -	33.011	22.088	55.099 (3)	78.92	1.119	15:09:36.084
9 -	33.372	22.485	55.857	77.85	1.877	15:10:31.941
10 -	32.031	21.949	53.980 (1)	80.55		15:11:25.921

P10 83 F2		BUCHANAN / EVANS		Kawasaki LUMLEY SIDECAR - Bull Inn Racing		
IDEAL LAP TIME : 55.351		BEST LAP TIME : 55.413		DIFFERENCE : 0.062		
LAP	SECTOR 1	SECTOR 2	LAP TIME	MPH	DIFF	TIME OF DAY
1 -		23.606	1:06.197	65.69	10.784	15:03:00.547
2 -	33.829	22.997	56.826	76.52	1.413	15:03:57.373
3 -	34.166	22.923	57.089	76.17	1.676	15:04:54.462
4 -	33.715	22.818	56.533	76.92	1.120	15:05:50.995
5 -	33.057	22.687	55.744 (2)	78.01	0.331	15:06:46.739
6 -	33.460	22.794	56.254	77.30	0.841	15:07:42.993
7 -	33.141	22.826	55.967	77.69	0.554	15:08:38.960
8 -	33.420	22.467	55.887	77.81	0.474	15:09:34.847
9 -	33.089	22.695	55.784 (3)	77.95	0.371	15:10:30.631
10 -	32.884	22.529	55.413 (1)	78.47		15:11:26.044

P11 38 F1		MOSS / HOPE		LCR R6 - LifeSafety Motorsport - CharlieMossRacing		
IDEAL LAP TIME : 55.833		BEST LAP TIME : 55.993		DIFFERENCE : 0.160		
LAP	SECTOR 1	SECTOR 2	LAP TIME	MPH	DIFF	TIME OF DAY
1 -		23.197	1:04.790	67.11	8.797	15:02:59.140
2 -	34.041	23.162	57.203	76.02	1.210	15:03:56.343
3 -	33.586	23.136	56.722	76.66	0.729	15:04:53.065
4 -	33.398	22.790	56.188 (2)	77.39	0.195	15:05:49.253
5 -	33.322	22.904	56.226 (3)	77.34	0.233	15:06:45.479
6 -	33.822	23.266	57.088	76.17	1.095	15:07:42.567
7 -	33.176	23.066	56.242	77.31	0.249	15:08:38.809
8 -	34.008	22.709	56.717	76.67	0.724	15:09:35.526
9 -	33.592	22.940	56.532	76.92	0.539	15:10:32.058
10 -	33.124	22.869	55.993 (1)	77.66		15:11:28.051

P12 65 F1		FAIERS / FOX		Dean Ryde YAMAHA R6 - AWracing ltd		
IDEAL LAP TIME : 56.491		BEST LAP TIME : 56.537		DIFFERENCE : 0.046		
LAP	SECTOR 1	SECTOR 2	LAP TIME	MPH	DIFF	TIME OF DAY
1 -		22.969	1:05.326	66.56	8.789	15:02:59.676
2 -	34.367	22.866	57.233	75.98	0.696	15:03:56.909
3 -	34.414	22.791	57.205	76.01	0.668	15:04:54.114
4 -	33.826	23.270	57.096	76.16	0.559	15:05:51.210
5 -	34.334	22.711	57.045	76.23	0.508	15:06:48.255
6 -	34.069	22.923	56.992 (3)	76.30	0.455	15:07:45.247
7 -	33.780	22.757	56.537 (1)	76.91		15:08:41.784
8 -	34.077	23.666	57.743	75.30	1.206	15:09:39.527
9 -	33.916	23.053	56.969 (2)	76.33	0.432	15:10:36.496
10 -	35.473	23.029	58.502	74.33	1.965	15:11:34.998

BMCRC - MRO Championships 2024 - Rnd 1 @ Brands Hatch Indy

BMCRC F1 & F2 Sidecars

RACE 16 - SECTOR ANALYSIS



SECTOR 1 = FL to I1, SECTOR 2 = I1 to FL, DIFF = Difference To Personal Best Lap, P = Crossed Finish Line in Pit Lane, D = Time Disallowed

P13 17 F2 THOMAS / JAMES		Ireson HONDA - Team Walters And Thomas Sidecar racing				
IDEAL LAP TIME : 57.273		BEST LAP TIME : 57.375		DIFFERENCE : 0.102		
LAP	SECTOR 1	SECTOR 2	LAP TIME	MPH	DIFF	TIME OF DAY
1 -		23.706	1:06.491	65.40	9.116	15:03:00.841
2 -	35.222	23.282	58.504	74.33	1.129	15:03:59.345
3 -	34.435	22.940	57.375 (1)	75.79		15:04:56.720
4 -	34.843	23.075	57.918	75.08	0.543	15:05:54.638
5 -	34.809	22.954	57.763	75.28	0.388	15:06:52.401
6 -	34.333	23.129	57.462 (2)	75.67	0.087	15:07:49.863
7 -	34.943	23.161	58.104	74.84	0.729	15:08:47.967
8 -	34.356	23.170	57.526 (3)	75.59	0.151	15:09:45.493
9 -	35.152	23.222	58.374	74.49	0.999	15:10:43.867
10 -	34.909	23.635	58.544	74.27	1.169	15:11:42.411

P14 121 F1 LAWRENCE / PYMM		LCR YAMAHA - Highfield Transport, JHM autos				
IDEAL LAP TIME : 56.569		BEST LAP TIME : 56.850		DIFFERENCE : 0.281		
LAP	SECTOR 1	SECTOR 2	LAP TIME	MPH	DIFF	TIME OF DAY
1 -		25.807	1:11.897	60.48	15.047	15:03:06.247
2 -	38.999	26.144	1:05.143	66.75	8.293	15:04:11.390
3 -	36.901	24.221	1:01.122	71.14	4.272	15:05:12.512
4 -	35.921	23.832	59.753	72.77	2.903	15:06:12.265
5 -	35.230	22.942	58.172	74.75	1.322	15:07:10.437
6 -	34.064	22.786	56.850 (1)	76.49		15:08:07.287
7 -	34.435	23.054	57.489 (3)	75.64	0.639	15:09:04.776
8 -	34.653	25.627	1:00.280	72.14	3.430	15:10:05.056
9 -	34.953	22.505	57.458 (2)	75.68	0.608	15:11:02.514

P15 20 F2 DRISCOLL / CARPENTER		Wintec -				
IDEAL LAP TIME : 1:01.376		BEST LAP TIME : 1:01.376		DIFFERENCE : 0.000		
LAP	SECTOR 1	SECTOR 2	LAP TIME	MPH	DIFF	TIME OF DAY
1 -		25.322	1:12.261	60.17	10.885	15:03:06.611
2 -	38.867	26.227	1:05.094	66.80	3.718	15:04:11.705
3 -	38.751	27.509	1:06.260	65.62	4.884	15:05:17.965
4 -	38.885	25.645	1:04.530	67.38	3.154	15:06:22.495
5 -	39.667	25.460	1:05.127	66.77	3.751	15:07:27.622
6 -	37.947	26.171	1:04.118	67.82	2.742	15:08:31.740
7 -	37.382	25.365	1:02.747 (3)	69.30	1.371	15:09:34.487
8 -	36.339	25.037	1:01.376 (1)	70.85		15:10:35.863
9 -	37.176	25.156	1:02.332 (2)	69.76	0.956	15:11:38.195

P16 167 F1 PETTMAN / MOSS		Baker 1000 YAMAHA - Wesso Racing				
IDEAL LAP TIME : 1:04.378		BEST LAP TIME : 1:04.378		DIFFERENCE : 0.000		
LAP	SECTOR 1	SECTOR 2	LAP TIME	MPH	DIFF	TIME OF DAY
1 -		25.985	1:11.759	60.59	7.381	15:03:06.109
2 -	38.991	26.371	1:05.362 (3)	66.53	0.984	15:04:11.471
3 -	38.812	26.279	1:05.091 (2)	66.80	0.713	15:05:16.562
4 -	40.263	25.791	1:06.054	65.83	1.676	15:06:22.616
5 -	38.599	25.779	1:04.378 (1)	67.54		15:07:26.994
6 -	40.283	26.278	1:06.561	65.33	2.183	15:08:33.555
7 -	41.597	27.398	1:08.995	63.02	4.617	15:09:42.550
8 -	42.075	28.747	1:10.822	61.40	6.444	15:10:53.372
9 -	42.757	27.763	1:10.520	61.66	6.142	15:12:03.892

BMCRC - MRO Championships 2024 - Rnd 1 @ Brands Hatch Indy

BMCRC F1 & F2 Sidecars

RACE 16 - SECTOR ANALYSIS



SECTOR 1 = FL to I1, SECTOR 2 = I1 to FL, DIFF = Difference To Personal Best Lap, P = Crossed Finish Line in Pit Lane, D = Time Disallowed

P17 666 F2 HANKS / BANKS		GLR HONDA CBR 600 -				
IDEAL LAP TIME : 1:06.630		BEST LAP TIME : 1:07.236		DIFFERENCE : 0.606		
LAP	SECTOR 1	SECTOR 2	LAP TIME	MPH	DIFF	TIME OF DAY
1 -		27.796	1:16.950	56.51	9.714	15:03:11.300
2 -	42.521	27.286	1:09.807	62.29	2.571	15:04:21.107
3 -	41.506	26.904	1:08.410	63.56	1.174	15:05:29.517
4 -	44.341	26.969	1:11.310	60.98	4.074	15:06:40.827
5 -	41.519	27.130	1:08.649	63.34	1.413	15:07:49.476
6 -	40.401	27.149	1:07.550 (3)	64.37	0.314	15:08:57.026
7 -	41.090	26.229	1:07.319 (2)	64.59	0.083	15:10:04.345
8 -	40.786	26.450	1:07.236 (1)	64.67		15:11:11.581

P18 19 F1 MACBRIDE / EDWARDS		LCR YAMAHA 600 - Lifesafety Motorsport				
IDEAL LAP TIME : 1:06.641		BEST LAP TIME : 1:06.641		DIFFERENCE : 0.000		
LAP	SECTOR 1	SECTOR 2	LAP TIME	MPH	DIFF	TIME OF DAY
1 -		26.999	1:16.837	56.59	10.196	15:03:11.187
2 -	43.326	27.065	1:10.391	61.77	3.750	15:04:21.578
3 -	41.763	27.507	1:09.270	62.77	2.629	15:05:30.848
4 -	43.271	27.421	1:10.692	61.51	4.051	15:06:41.540
5 -	41.385	26.679	1:08.064 (3)	63.88	1.423	15:07:49.604
6 -	41.126	26.829	1:07.955 (2)	63.99	1.314	15:08:57.559
7 -	41.395	26.709	1:08.104	63.85	1.463	15:10:05.663
8 -	40.853	25.788	1:06.641 (1)	65.25		15:11:12.304

P19 42 F1 WARD / THOMAS		BMR - UWTSO				
IDEAL LAP TIME : 1:05.451		BEST LAP TIME :		DIFFERENCE :		
LAP	SECTOR 1	SECTOR 2	LAP TIME	MPH	DIFF	TIME OF DAY
1 -		23.967	1:08.248	63.71		15:03:02.598

BMCRC - MRO Championships 2024 - Rnd 1 @ Brands Hatch Indy

BMCRC F1 & F2 Sidecars

RACE 16 - BEST SECTORS

SECTOR 1			SECTOR 2			IDEAL / BEST COMPARISON						
POS	NO	NAME	TIME	NO	NAME	TIME	POS	NO	NAME	IDEAL	BEST	DIFF
									PERFECT LAP	52.236		
1	100	R. STEVENS / W. STEVENS	30.970	100	R. STEVENS / W. STEVENS	21.266	1	100	R. STEVENS / W. STE	52.236	52.297	0.061
2	9	CLARKE / JOHNSON	31.629	9	CLARKE / JOHNSON	21.487	2	9	CLARKE / JOHNSON	53.116	53.647	0.531
3	175	CLARKE / ENSOR	31.968	11	GILBERT / MULDOON	21.505	3	175	CLARKE / ENSOR	53.704	53.704	0.000
4	25	GIBSON / SHARPE	32.025	25	GIBSON / SHARPE	21.689	4	11	GILBERT / MULDOON	53.706	53.781	0.075
5	126	ATKINSON / MIDDLETON	32.031	175	CLARKE / ENSOR	21.736	5	25	GIBSON / SHARPE	53.714	53.714	0.000
6	62	WRIGHT / BAILEY	32.165	62	WRIGHT / BAILEY	21.757	6	62	WRIGHT / BAILEY	53.922	54.087	0.165
7	11	GILBERT / MULDOON	32.201	126	ATKINSON / MIDDLETON	21.949	7	126	ATKINSON / MIDDLETON	53.980	53.980	0.000
8	69	LAMBERT / JAVENS	32.814	113	HANDCOCK / BEVAN	21.993	8	113	HANDCOCK / BEVAN	54.925	55.091	0.166
9	83	BUCHANAN / EVANS	32.884	69	LAMBERT / JAVENS	22.298	9	69	LAMBERT / JAVENS	55.112	55.348	0.236
10	113	HANDCOCK / BEVAN	32.932	83	BUCHANAN / EVANS	22.467	10	83	BUCHANAN / EVANS	55.351	55.413	0.062
11	38	MOSS / HOPE	33.124	121	LAWRENCE / PYMM	22.505	11	38	MOSS / HOPE	55.833	55.993	0.160
12	65	FAIERS / FOX	33.780	38	MOSS / HOPE	22.709	12	65	FAIERS / FOX	56.491	56.537	0.046
13	121	LAWRENCE / PYMM	34.064	65	FAIERS / FOX	22.711	13	121	LAWRENCE / PYMM	56.569	56.850	0.281
14	17	THOMAS / JAMES	34.333	17	THOMAS / JAMES	22.940	14	17	THOMAS / JAMES	57.273	57.375	0.102
15	20	DRISCOLL / CARPENTER	36.339	42	WARD / THOMAS	23.967	15	20	DRISCOLL / CARPEN	1:01.376	1:01.376	0.000
16	167	PETTMAN / MOSS	38.599	20	DRISCOLL / CARPENTER	25.037	16	167	PETTMAN / MOSS	1:04.378	1:04.378	0.000
17	666	HANKS / BANKS	40.401	167	PETTMAN / MOSS	25.779	17	42	WARD / THOMAS	1:05.451		
18	19	MACBRIDE / EDWARDS	40.853	19	MACBRIDE / EDWARDS	25.788	18	666	HANKS / BANKS	1:06.630	1:07.236	0.606
19	42	WARD / THOMAS	41.484	666	HANKS / BANKS	26.229	19	19	MACBRIDE / EDWARD	1:06.641	1:06.641	0.000

BMCRC - MRO Championships 2024 - Rnd 1 @ Brands Hatch Indy

BMCRC F1 & F2 Sidecars

RACE 16 - STATISTICS

Competitors Started 19
Planned Start 2024-03-17 @ 15:00:00.000
Actual Start 2024-03-17 @ 15:01:54.349
Finish Time 2024-03-17 @ 15:10:53.693
Track Length 1.2079mi.
Total Laps 174
Total Distance Covered 210.1825mi.

Session Fastest Lap History

NO	CL	NAME	LAP TIME	TIME OF DAY	LAP	VEHICLE
100	F1	R. STEVENS / W. STEVENS	52.819	15:03:46.720	2	
100	F1	R. STEVENS / W. STEVENS	52.753	15:04:39.473	3	
100	F1	R. STEVENS / W. STEVENS	52.297	15:05:31.770	4	

Session Leader History

NO	CL	NAME	FROM LAP	LAPS LED	DISTANCE	VEHICLE
100	F1	R. STEVENS / W. STEVENS	1	10	12.07 miles	

Flag History

TYPE	TIME OF DAY
GREEN	15:01:54.349
FINISH	15:10:53.693

Flag Statistics

TYPE	COUNT	TOTAL LAPS	TOTAL TIME
Green	1	10	10:21.113
Red	0	0	0.000
Safety Car	0	0	0.000
FCY	0	0	0.000

BMCRC - MRO Championships 2024 - Rnd 1 @ Brands Hatch Indy

BMCRC F1 & F2 Sidecars

RACE 16 - STATISTICS

CLASS : F1

11 Starters

Fastest Lap History

NO	NAME	LAP TIME	TIME OF DAY	LAP	VEHICLE
100	R. STEVENS / W. STEVENS	52.819	15:03:46.720	2	
100	R. STEVENS / W. STEVENS	52.753	15:04:39.473	3	
100	R. STEVENS / W. STEVENS	52.297	15:05:31.770	4	

Leader History

NO	NAME	FROM LAP	LAPS LED	DISTANCE	VEHICLE
100	R. STEVENS / W. STEVENS	1	10	12.07 miles	

BMCRC - MRO Championships 2024 - Rnd 1 @ Brands Hatch Indy

BMCRC F1 & F2 Sidecars

RACE 16 - STATISTICS

CLASS : F2

8 Starters

Fastest Lap History

NO	NAME	LAP TIME	TIME OF DAY	LAP	VEHICLE
25	GIBSON / SHARPE	55.723	15:03:51.816	2	CES F2 SUZUKI
9	CLARKE / JOHNSON	55.332	15:03:52.415	2	CES YAMAHA R6
25	GIBSON / SHARPE	55.226	15:04:47.041	3	CES F2 SUZUKI
25	GIBSON / SHARPE	54.012	15:05:41.053	4	CES F2 SUZUKI
9	CLARKE / JOHNSON	53.853	15:05:41.825	4	CES YAMAHA R6
9	CLARKE / JOHNSON	53.698	15:07:30.759	6	CES YAMAHA R6
9	CLARKE / JOHNSON	53.647	15:10:12.692	9	CES YAMAHA R6

Leader History

NO	NAME	FROM LAP	LAPS LED	DISTANCE	VEHICLE
25	GIBSON / SHARPE	1	10	12.07 miles	CES F2 SUZUKI



THE CLOTHING KINGS BMCRC THUNDERBIKE SPORT / TW SUSPENSION BMCRC SUPERTWINS



**BMCRC-MRO Championships - Round 1
Brands Hatch Indy
16th / 17th March 2024**



Timing & Results Provided by Timing Solutions Ltd

www.tsl-timing.com



BrandsHatch

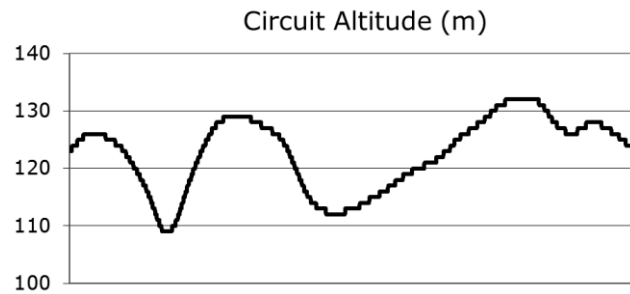
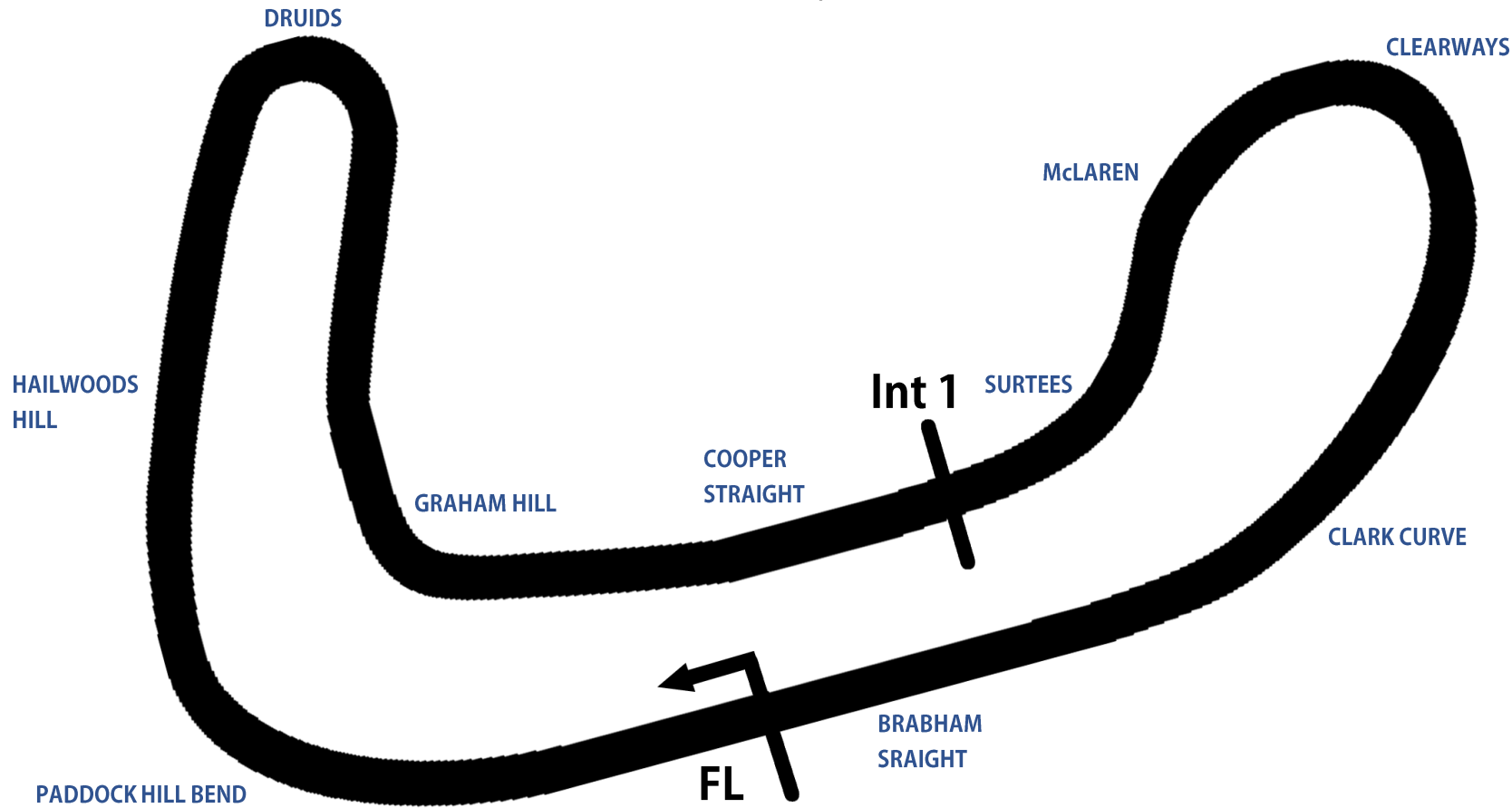
Brands Hatch Indy Circuit

Fawkham, Longfield, Kent, UK



SPORTS TIMING

TIMING SOLUTIONS LTD



Length	1.2079 miles 1.944 km 1944.0 m		
FL		51.36032 N	0.26032 E
Int 1	1112m	51.35934 N	0.25955 E
Pit Entry	1669m	51.35911 N	0.25743 E
Pit Exit	26m after FL	51.36017 N	0.26051 E
Pit Entry - Pit Exit	277m, 19.9s @ 50kph, 16.6s @ 60kph		



BMCRC - MRO Championships 2024 - Rnd 1 @ Brands Hatch Indy

BMCRC Thunderbike Sport & Supertwins

QUALIFYING - CLASSIFICATION

POS	NO	CL	PIC	NAME	ENTRY	TIME	ON	LAPS	GAP	DIFF	MPH
1	9		1	Matt WETHERELL	Suzuki GSXR 600 - Lamonde Racing	51.962	10	11			83.68
2	61	SUP	1	Cameron HARRIS	Aprilia RS660 - Harris / Tony Scott Motorsport	52.143	6	11	0.181	0.181	83.39
3	69		2	Tony RUSSO	Yamaha R6 - Wymark Lubricants	52.275	11	11	0.313	0.132	83.18
4	79	SUP	2	James O'MARA	BMW F900R - BRP Machining Ltd - Alton Compressor	52.664	11	11	0.702	0.389	82.57
5	97		3	Alex MANN	Honda CBR600RR - Michael Jones Jeweller, Esprit Gr	52.936	9	11	0.974	0.272	82.14
6	54		4	Adam JAMISON	Yamaha R6 - Team AJR	53.092	7	7	1.130	0.156	81.90
7	15		5	Daniel MERCER	Yamaha R6 - Merc&Co Racing	53.183	11	11	1.221	0.091	81.76
8	2		6	Andrew GILL	Kawasaki ZXR400 -	53.342	9	10	1.380	0.159	81.52
9	19	SUP	3	Simon BASTABLE	BMW F900R - WSCperformance.co.uk	53.391	5	11	1.429	0.049	81.44
10	81	SUP	4	Malvern MAY	Aprilia RS660 - IMP racing	53.586	7	11	1.624	0.195	81.15
11	48		7	Shaun WALLIS	Yamaha R6 - MBC Despatch Racing	53.815	10	10	1.853	0.229	80.80
12	22	SUP	5	Darren DOWDS	Suzuki SV650 - sublime dsg Ltd	53.884	4	6	1.922	0.069	80.70
13	33		8	Mark BISWELL	Yamaha FZR600R - Bizzle Bikesport	53.909	6	10	1.947	0.025	80.66
14	75		9	Stewart MAY	Honda CBR600F - Mucking fagic	54.517	10	11	2.555	0.608	79.76
15	58	SUP	6	Michael ALLEN	Kawasaki ER6 -	54.526	6	11	2.564	0.009	79.75
16	115		10	James SVENSEN	Suzuki SV650S - Team TSR	54.730	5	11	2.768	0.204	79.45
17	888	SUP	7	Brandon WRIGHT	Suzukia SV 650 - 888 Vapour	55.139	6	11	3.177	0.409	78.86
18	77		11	Joe WHITE	Suzuki GSXR 600 MAIN - The Race Shack /Just In Gra	55.422	9	10	3.460	0.283	78.46
19	100	SUP	8	Craig HOWTON	Kawasaki ER6N - ME	55.448	5	10	3.486	0.026	78.42
20	3	SUP	9	Oliver ARBON	Suzuki SV650 - tt plumbing and heating	55.543	5	6	3.581	0.095	78.29
21	51		12	Paul BEESLEY	Yamaha R6 -	55.672	5	7	3.710	0.129	78.11
22	181	SUP	10	Neil CONNELL	Suzuki SV650 - Helite Air Vests	55.817	5	10	3.855	0.145	77.90
23	27	SUP	11	Ben BROWN	- Hunts Motorcycles	55.929	9	9	3.967	0.112	77.75
24	127		13	Matthew CHAM	Ducati MONSTER 796 -	55.985	4	7	4.023	0.056	77.67
25	137		14	Colin McPHERSON	Yamaha R6 -	56.018	5	10	4.056	0.033	77.62
26	29		15	Jack WOLFF	Yamaha R6 -	57.084	5	10	5.122	1.066	76.17
27	46	SUP	12	Richard HODGES	Suzuki SV650 -	58.028	4	5	6.066	0.944	74.93
28	175	R	1	Tom SVENSEN	Suzuki SV650 - Team TSR	58.199	4	10	6.237	0.171	74.71
29	333		16	Andrew HOUGHTON	Husqvarna FS450 - Techoir	58.868	9	9	6.906	0.669	73.87
30	891	R	2	Daryl SKINNS	Suzuki GSXR 750 - Indoor Climate Systems	59.059	10	10	7.097	0.191	73.63
31	5	R	3	Logan STONE	Yamaha R6 -	1:00.053	5	6	8.091	0.994	72.41
32	55	R	4	Magnus MANSON-CHUBB	Kawasaki ZXR400L -	1:03.142	2	8	11.180	3.089	68.87

Weather / Track : Cloudy / Dry

Date: 16/03/2024 Start: 10:58 Finish: 11:08

These results are provisional until the conclusion of any judicial and technical matters.

Brands Hatch Indy: 1.2079 miles

Clerk Of Course:

Stewards:

Timekeeper:

Craig Smith



Results can be found at www.tsl-timing.com

Printed - 11:09 Saturday, 16 March 2024



BMCRC - MRO Championships 2024 - Rnd 1 @ Brands Hatch Indy

BMCRC Thunderbike Sport & Supertwins

QUALIFYING - SECTOR ANALYSIS



SECTOR 1 = FL to I1, SECTOR 2 = I1 to FL, DIFF = Difference To Personal Best Lap, P = Crossed Finish Line in Pit Lane, D = Time Disallowed

P1 9		Matt WETHERELL		Suzuki GSXR 600 - Lamonde Racing			
IDEAL LAP TIME : 51.510		BEST LAP TIME : 51.962		DIFFERENCE : 0.452			
LAP	SECTOR 1	SECTOR 2	LAP TIME	MPH	DIFF	TIME OF DAY	
1 -	33.472	22.450	55.922	77.76	3.960	10:59:45.029	
2 -	32.095	21.050	53.145	81.82	1.183	11:00:38.174	
3 -	31.562	20.930	52.492	82.84	0.530	11:01:30.666	
4 -	31.686	20.501	52.187	83.32	0.225	11:02:22.853	
5 -	31.526	20.729	52.255	83.21	0.293	11:03:15.108	
6 -	31.146	20.961	52.107 (3)	83.45	0.145	11:04:07.215	
7 -	31.330	20.851	52.181	83.33	0.219	11:04:59.396	
8 -	31.083	21.388	52.471	82.87	0.509	11:05:51.867	
9 -	31.637	20.844	52.481	82.86	0.519	11:06:44.348	
10 -	31.396	20.566	51.962 (1)	83.68		11:07:36.310	
11 -	31.678	20.427	52.105 (2)	83.45	0.143	11:08:28.415	

P2 61 SUP		Cameron HARRIS		Aprilla RS660 - Harris / Tony Scott Motorsport			
IDEAL LAP TIME : 51.950		BEST LAP TIME : 52.143		DIFFERENCE : 0.193			
LAP	SECTOR 1	SECTOR 2	LAP TIME	MPH	DIFF	TIME OF DAY	
1 -	33.915	21.669	55.584	78.23	3.441	10:59:36.960	
2 -	31.876	21.292	53.168	81.78	1.025	11:00:30.128	
3 -	32.218	21.182	53.400	81.43	1.257	11:01:23.528	
4 -	31.782	21.329	53.111	81.87	0.968	11:02:16.639	
5 -	31.284	20.905	52.189 (3)	83.32	0.046	11:03:08.828	
6 -	31.223	20.920	52.143 (1)	83.39		11:04:00.971	
7 -	31.045	21.130	52.175 (2)	83.34	0.032	11:04:53.146	
8 -	31.135	21.537	52.672	82.56	0.529	11:05:45.818	
9 -	31.357	22.139	53.496	81.28	1.353	11:06:39.314	
10 -	33.011	21.178	54.189	80.24	2.046	11:07:33.503	
11 -	31.320	21.547	52.867	82.25	0.724	11:08:26.370	

P3 69		Tony RUSSO		Yamaha R6 - Wymark Lubricants			
IDEAL LAP TIME : 52.275		BEST LAP TIME : 52.275		DIFFERENCE : 0.000			
LAP	SECTOR 1	SECTOR 2	LAP TIME	MPH	DIFF	TIME OF DAY	
1 -	36.700	22.768	59.468	73.12	7.193	10:59:49.224	
2 -	34.014	21.609	55.623	78.17	3.348	11:00:44.847	
3 -	32.930	21.223	54.153	80.30	1.878	11:01:39.000	
4 -	32.551	21.359	53.910	80.66	1.635	11:02:32.910	
5 -	32.168	21.069	53.237	81.68	0.962	11:03:26.147	
6 -	31.877	21.067	52.944 (2)	82.13	0.669	11:04:19.091	
7 -	32.155	21.524	53.679	81.01	1.404	11:05:12.770	
8 -	31.740	23.015	54.755	79.41	2.480	11:06:07.525	
9 -	32.018	21.154	53.172 (3)	81.78	0.897	11:07:00.697	
10 -	31.779	21.405	53.184	81.76	0.909	11:07:53.881	
11 -	31.511	20.764	52.275 (1)	83.18		11:08:46.156	

P4 79 SUP		James O'MARA		BMW F900R - BRP Machining Ltd - Alton Compressor Services			
IDEAL LAP TIME : 52.664		BEST LAP TIME : 52.664		DIFFERENCE : 0.000			
LAP	SECTOR 1	SECTOR 2	LAP TIME	MPH	DIFF	TIME OF DAY	
1 -	34.924	23.019	57.943	75.04	5.279	10:59:44.926	
2 -	32.825	21.537	54.362	79.99	1.698	11:00:39.288	
3 -	32.344	21.557	53.901	80.67	1.237	11:01:33.189	
4 -	31.921	21.243	53.164	81.79	0.500	11:02:26.353	
5 -	31.773	21.250	53.023 (2)	82.01	0.359	11:03:19.376	
6 -	32.049	21.324	53.373	81.47	0.709	11:04:12.749	
7 -	32.142	21.700	53.842	80.76	1.178	11:05:06.591	
8 -	31.760	21.468	53.228	81.69	0.564	11:05:59.819	
9 -	31.729	21.376	53.105	81.88	0.441	11:06:52.924	
10 -	31.800	21.297	53.097 (3)	81.89	0.433	11:07:46.021	
11 -	31.581	21.083	52.664 (1)	82.57		11:08:38.685	

BMCRC - MRO Championships 2024 - Rnd 1 @ Brands Hatch Indy

BMCRC Thunderbike Sport & Supertwins

QUALIFYING - SECTOR ANALYSIS



SECTOR 1 = FL to I1, SECTOR 2 = I1 to FL, DIFF = Difference To Personal Best Lap, P = Crossed Finish Line in Pit Lane, D = Time Disallowed

P5 97 Alex MANN		Honda CBR600RR - Michael Jones Jeweller, Esprit Group, Eas				
IDEAL LAP TIME : 52.936		BEST LAP TIME : 52.936		DIFFERENCE : 0.000		
LAP	SECTOR 1	SECTOR 2	LAP TIME	MPH	DIFF	TIME OF DAY
1 -	35.997	22.255	58.252	74.65	5.316	10:59:52.294
2 -	35.499	21.834	57.333	75.84	4.397	11:00:49.627
3 -	33.390	21.361	54.751 (3)	79.42	1.815	11:01:44.378
4 -	34.157	21.468	55.625	78.17	2.689	11:02:40.003
5 -	33.806	21.367	55.173	78.81	2.237	11:03:35.176
6 -	32.672	21.442	54.114 (2)	80.36	1.178	11:04:29.290
7 -	33.026	21.741	54.767	79.40	1.831	11:05:24.057
8 -	32.810	22.283	55.093	78.93	2.157	11:06:19.150
9 -	31.920	21.016	52.936 (1)	82.14		11:07:12.086
10 -	32.650	22.360	55.010	79.05	2.074	11:08:07.096
11 -	34.474	21.917	56.391	77.11	3.455	11:09:03.487

P6 54 Adam JAMISON		Yamaha R6 - Team AJR				
IDEAL LAP TIME : 52.954		BEST LAP TIME : 53.092		DIFFERENCE : 0.138		
LAP	SECTOR 1	SECTOR 2	LAP TIME	MPH	DIFF	TIME OF DAY
1 -	35.547	22.233	57.780	75.26	4.688	10:59:43.913
2 -	33.245	21.677	54.922	79.17	1.830	11:00:38.835
3 -	32.606	21.511	54.117	80.35	1.025	11:01:32.952
4 -	31.953	21.157	53.110 (2)	81.87	0.018	11:02:26.062
5 -	31.918	21.586	53.504 (3)	81.27	0.412	11:03:19.566
6 -	33.395	21.481	54.876	79.24	1.784	11:04:14.442
7 -	31.797	21.295	53.092 (1)	81.90		11:05:07.534

P7 15 Daniel MERCER		Yamaha R6 - Merc&Co Racing				
IDEAL LAP TIME : 53.083		BEST LAP TIME : 53.183		DIFFERENCE : 0.100		
LAP	SECTOR 1	SECTOR 2	LAP TIME	MPH	DIFF	TIME OF DAY
1 -	34.643	21.611	56.254	77.30	3.071	10:59:45.720
2 -	32.924	21.074	53.998	80.53	0.815	11:00:39.718
3 -	32.944	21.094	54.038	80.47	0.855	11:01:33.756
4 -	33.173	21.022	54.195	80.23	1.012	11:02:27.951
5 -	32.373	20.908	53.281 (2)	81.61	0.098	11:03:21.232
6 -	32.565	22.368	54.933	79.16	1.750	11:04:16.165
7 -	32.651	21.171	53.822	80.79	0.639	11:05:09.987
8 -	32.670	21.867	54.537	79.73	1.354	11:06:04.524
9 -	32.620	21.022	53.642 (3)	81.06	0.459	11:06:58.166
10 -	32.786	21.297	54.083	80.40	0.900	11:07:52.249
11 -	32.175	21.008	53.183 (1)	81.76		11:08:45.432

P8 2 Andrew GILL		Kawasaki ZXR400 -				
IDEAL LAP TIME : 53.297		BEST LAP TIME : 53.342		DIFFERENCE : 0.045		
LAP	SECTOR 1	SECTOR 2	LAP TIME	MPH	DIFF	TIME OF DAY
1 -	34.666	21.520	56.186	77.39	2.844	11:00:04.009
2 -	33.032	22.052	55.084	78.94	1.742	11:00:59.093
3 -	33.079	21.799	54.878	79.24	1.536	11:01:53.971
4 -	32.166	21.538	53.704 (2)	80.97	0.362	11:02:47.675
5 -	32.333	22.148	54.481	79.81	1.139	11:03:42.156
6 -	33.458	21.391	54.849	79.28	1.507	11:04:37.005
7 -	32.837	21.648	54.485	79.81	1.143	11:05:31.490
8 -	32.266	21.737	54.003 (3)	80.52	0.661	11:06:25.493
9 -	32.066	21.276	53.342 (1)	81.52		11:07:18.835
10 -	32.021	22.153	54.174	80.27	0.832	11:08:13.009

BMCRC - MRO Championships 2024 - Rnd 1 @ Brands Hatch Indy

BMCRC Thunderbike Sport & Supertwins

QUALIFYING - SECTOR ANALYSIS



SECTOR 1 = FL to I1, SECTOR 2 = I1 to FL, DIFF = Difference To Personal Best Lap, P = Crossed Finish Line in Pit Lane, D = Time Disallowed

P9 19 SUP Simon BASTABLE		BMW F900R - WSCperformance.co.uk				
IDEAL LAP TIME : 53.391		BEST LAP TIME : 53.391		DIFFERENCE : 0.000		
LAP	SECTOR 1	SECTOR 2	LAP TIME	MPH	DIFF	TIME OF DAY
1 -	34.954	23.343	58.297	74.59	4.906	10:59:45.332
2 -	32.619	21.589	54.208	80.22	0.817	11:00:39.540
3 -	33.189	22.194	55.383	78.51	1.992	11:01:34.923
4 -	32.237	21.518	53.755 (2)	80.89	0.364	11:02:28.678
5 -	31.972	21.419	53.391 (1)	81.44		11:03:22.069
6 -	33.733	22.389	56.122	77.48	2.731	11:04:18.191
7 -	32.627	22.151	54.778	79.38	1.387	11:05:12.969
8 -	32.242	23.053	55.295	78.64	1.904	11:06:08.264
9 -	33.725	22.056	55.781	77.95	2.390	11:07:04.045
10 -	32.257	21.711	53.968 (3)	80.57	0.577	11:07:58.013
11 -	32.135	21.999	54.134	80.33	0.743	11:08:52.147

P10 81 SUP Malvern MAY		Aprilia RS660 - IMP racing				
IDEAL LAP TIME : 53.457		BEST LAP TIME : 53.586		DIFFERENCE : 0.129		
LAP	SECTOR 1	SECTOR 2	LAP TIME	MPH	DIFF	TIME OF DAY
1 -	34.999	22.792	57.791	75.24	4.205	10:59:52.083
2 -	33.595	22.055	55.650	78.14	2.064	11:00:47.733
3 -	32.709	21.828	54.537	79.73	0.951	11:01:42.270
4 -	32.365	21.522	53.887 (3)	80.69	0.301	11:02:36.157
5 -	32.179	21.565	53.744 (2)	80.91	0.158	11:03:29.901
6 -	32.099	21.892	53.991	80.54	0.405	11:04:23.892
7 -	31.935	21.651	53.586 (1)	81.15		11:05:17.478
8 -	32.822	23.582	56.404	77.09	2.818	11:06:13.882
9 -	32.725	22.340	55.065	78.97	1.479	11:07:08.947
10 -	35.531	22.966	58.497	74.33	4.911	11:08:07.444
11 -	33.164	21.588	54.752	79.42	1.166	11:09:02.196

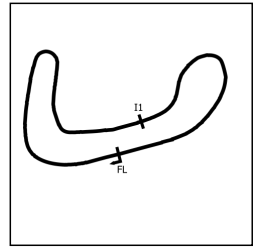
P11 48 Shaun WALLIS		Yamaha R6 - MBC Despatch Racing				
IDEAL LAP TIME : 53.738		BEST LAP TIME : 53.815		DIFFERENCE : 0.077		
LAP	SECTOR 1	SECTOR 2	LAP TIME	MPH	DIFF	TIME OF DAY
1 -	OUTLAP	22.300	1:01.272	70.97	7.457	11:00:26.236
2 -	34.315	21.961	56.276	77.27	2.461	11:01:22.512
3 -	32.579	21.448	54.027	80.48	0.212	11:02:16.539
4 -	32.655	21.342	53.997 (2)	80.53	0.182	11:03:10.536
5 -	33.321	23.210	56.531	76.92	2.716	11:04:07.067
6 -	32.396	21.617	54.013 (3)	80.51	0.198	11:05:01.080
7 -	32.501	22.403	54.904	79.20	1.089	11:05:55.984
8 -	33.121	22.772	55.893	77.80	2.078	11:06:51.877
9 -	32.553	21.471	54.024	80.49	0.209	11:07:45.901
10 -	32.466	21.349	53.815 (1)	80.80		11:08:39.716

P12 22 SUP Darren DOWDS		Suzuki SV650 - sublime dsg Ltd				
IDEAL LAP TIME : 53.761		BEST LAP TIME : 53.884		DIFFERENCE : 0.123		
LAP	SECTOR 1	SECTOR 2	LAP TIME	MPH	DIFF	TIME OF DAY
1 -	33.736	22.160	55.896	77.79	2.012	10:59:37.905
2 -	32.586	22.176	54.762	79.40	0.878	11:00:32.667
3 -	32.874	21.703	54.577	79.67	0.693	11:01:27.244
4 -	32.169	21.715	53.884 (1)	80.70		11:02:21.128
5 -	32.082	22.087	54.169 (3)	80.27	0.285	11:03:15.297
6 -	32.058	21.862	53.920 (2)	80.64	0.036	11:04:09.217

BMCRC - MRO Championships 2024 - Rnd 1 @ Brands Hatch Indy

BMCRC Thunderbike Sport & Supertwins

QUALIFYING - SECTOR ANALYSIS



SECTOR 1 = FL to I1, SECTOR 2 = I1 to FL, DIFF = Difference To Personal Best Lap, P = Crossed Finish Line in Pit Lane, D = Time Disallowed

P13 33		Mark BISWELL		Yamaha FZR600R - Bizzle Bikesport		
IDEAL LAP TIME : 53.782		BEST LAP TIME : 53.909		DIFFERENCE : 0.127		
LAP	SECTOR 1	SECTOR 2	LAP TIME	MPH	DIFF	TIME OF DAY
1 -	36.993	22.935	59.928	72.56	6.019	11:00:11.892
2 -	33.496	22.277	55.773	77.96	1.864	11:01:07.665
3 -	33.473	21.839	55.312	78.61	1.403	11:02:02.977
4 -	32.840	21.817	54.657	79.56	0.748	11:02:57.634
5 -	32.511	21.743	54.254 (3)	80.15	0.345	11:03:51.888
6 -	32.534	21.375	53.909 (1)	80.66		11:04:45.797
7 -	32.410	22.526	54.936	79.15	1.027	11:05:40.733
8 -	32.747	21.479	54.226 (2)	80.19	0.317	11:06:34.959
9 -	33.172	21.645	54.817	79.32	0.908	11:07:29.776
10 -	32.407	21.957	54.364	79.99	0.455	11:08:24.140

P14 75		Stewart MAY		Honda CBR600F - Mucking fagic		
IDEAL LAP TIME : 54.274		BEST LAP TIME : 54.517		DIFFERENCE : 0.243		
LAP	SECTOR 1	SECTOR 2	LAP TIME	MPH	DIFF	TIME OF DAY
1 -	36.881	22.482	59.363	73.25	4.846	10:59:51.412
2 -	33.945	21.844	55.789	77.94	1.272	11:00:47.201
3 -	34.010	22.027	56.037	77.60	1.520	11:01:43.238
4 -	33.675	21.561	55.236	78.72	0.719	11:02:38.474
5 -	33.988	21.781	55.769	77.97	1.252	11:03:34.243
6 -	33.372	21.454	54.826 (3)	79.31	0.309	11:04:29.069
7 -	33.121	21.496	54.617 (2)	79.61	0.100	11:05:23.686
8 -	32.905	22.488	55.393	78.50	0.876	11:06:19.079
9 -	33.179	21.743	54.922	79.17	0.405	11:07:14.001
10 -	33.148	21.369	54.517 (1)	79.76		11:08:08.518
11 -	34.572	22.951	57.523	75.59	3.006	11:09:06.041

P15 58 SUP		Michael ALLEN		Kawasaki ER6 -		
IDEAL LAP TIME : 54.452		BEST LAP TIME : 54.526		DIFFERENCE : 0.074		
LAP	SECTOR 1	SECTOR 2	LAP TIME	MPH	DIFF	TIME OF DAY
1 -	35.497	23.465	58.962	73.75	4.436	10:59:45.747
2 -	33.820	21.897	55.717	78.04	1.191	11:00:41.464
3 -	33.484	21.813	55.297	78.64	0.771	11:01:36.761
4 -	33.791	22.175	55.966	77.70	1.440	11:02:32.727
5 -	33.442	21.728	55.170	78.82	0.644	11:03:27.897
6 -	32.724	21.802	54.526 (1)	79.75		11:04:22.423
7 -	32.808	21.784	54.592 (2)	79.65	0.066	11:05:17.015
8 -	33.084	23.187	56.271	77.27	1.745	11:06:13.286
9 -	33.078	21.754	54.832 (3)	79.30	0.306	11:07:08.118
10 -	33.977	21.778	55.755	77.99	1.229	11:08:03.873
11 -	32.832	22.145	54.977	79.09	0.451	11:08:58.850

P16 115		James SVENSEN		Suzuki SV650S - Team TSR		
IDEAL LAP TIME : 54.488		BEST LAP TIME : 54.730		DIFFERENCE : 0.242		
LAP	SECTOR 1	SECTOR 2	LAP TIME	MPH	DIFF	TIME OF DAY
1 -	34.201	22.185	56.386	77.12	1.656	10:59:39.337
2 -	32.995	21.962	54.957 (3)	79.12	0.227	11:00:34.294
3 -	33.798	21.655	55.453	78.41	0.723	11:01:29.747
4 -	33.232	21.751	54.983	79.08	0.253	11:02:24.730
5 -	32.871	21.859	54.730 (1)	79.45		11:03:19.460
6 -	33.969	22.862	56.831	76.51	2.101	11:04:16.291
7 -	34.403	24.194	58.597	74.21	3.867	11:05:14.888
8 -	32.833	26.115	58.948	73.77	4.218	11:06:13.836
9 -	33.230	22.441	55.671	78.11	0.941	11:07:09.507
10 -	34.600	22.844	57.444	75.70	2.714	11:08:06.951
11 -	33.036	21.751	54.787 (2)	79.37	0.057	11:09:01.738

BMCRC - MRO Championships 2024 - Rnd 1 @ Brands Hatch Indy

BMCRC Thunderbike Sport & Supertwins

QUALIFYING - SECTOR ANALYSIS



SECTOR 1 = FL to I1, SECTOR 2 = I1 to FL, DIFF = Difference To Personal Best Lap, P = Crossed Finish Line in Pit Lane, D = Time Disallowed

P17 888 SUP		Brandon WRIGHT		Suzukia SV 650 - 888 Vapour			
IDEAL LAP TIME : 55.022		BEST LAP TIME : 55.139		DIFFERENCE : 0.117			
LAP	SECTOR 1	SECTOR 2	LAP TIME	MPH	DIFF	TIME OF DAY	
1 -	36.965	22.874	59.839	72.67	4.700	10:59:51.575	
2 -	34.949	22.122	57.071	76.19	1.932	11:00:48.646	
3 -	33.875	21.826	55.701	78.07	0.562	11:01:44.347	
4 -	33.594	21.806	55.400 (3)	78.49	0.261	11:02:39.747	
5 -	33.736	21.757	55.493	78.36	0.354	11:03:35.240	
6 -	33.265	21.874	55.139 (1)	78.86		11:04:30.379	
7 -	33.362	21.897	55.259 (2)	78.69	0.120	11:05:25.638	
8 -	33.610	22.190	55.800	77.93	0.661	11:06:21.438	
9 -	33.622	22.078	55.700	78.07	0.561	11:07:17.138	
10 -	33.465	22.263	55.728	78.03	0.589	11:08:12.866	
11 -	33.419	22.558	55.977	77.68	0.838	11:09:08.843	

P18 77		Joe WHITE		Suzuki GSXR 600 MAIN - The Race Shack /Just In Graphics			
IDEAL LAP TIME : 55.422		BEST LAP TIME : 55.422		DIFFERENCE : 0.000			
LAP	SECTOR 1	SECTOR 2	LAP TIME	MPH	DIFF	TIME OF DAY	
1 -	38.039	23.564	1:01.603	70.59	6.181	10:59:52.603	
2 -	35.962	23.044	59.006	73.69	3.584	11:00:51.609	
3 -	35.024	22.537	57.561	75.54	2.139	11:01:49.170	
4 -	34.194	22.529	56.723	76.66	1.301	11:02:45.893	
5 -	33.955	22.452	56.407	77.09	0.985	11:03:42.300	
6 -	34.578	22.376	56.954	76.35	1.532	11:04:39.254	
7 -	34.170	23.143	57.313	75.87	1.891	11:05:36.567	
8 -	34.009	22.317	56.326 (3)	77.20	0.904	11:06:32.893	
9 -	33.383	22.039	55.422 (1)	78.46		11:07:28.315	
10 -	33.467	22.055	55.522 (2)	78.32	0.100	11:08:23.837	

P19 100 SUP		Craig HOWTON		Kawasaki ER6N - ME			
IDEAL LAP TIME : 54.985		BEST LAP TIME : 55.448		DIFFERENCE : 0.463			
LAP	SECTOR 1	SECTOR 2	LAP TIME	MPH	DIFF	TIME OF DAY	
1 -	37.022	23.311	1:00.333	72.07	4.885	10:59:57.928	
2 -	35.704	22.594	58.298	74.59	2.850	11:00:56.226	
3 -	34.472	22.683	57.155	76.08	1.707	11:01:53.381	
4 -	33.722	22.083	55.805	77.92	0.357	11:02:49.186	
5 -	33.341	22.107	55.448 (1)	78.42		11:03:44.634	
6 -	33.566	22.015	55.581 (2)	78.23	0.133	11:04:40.215	
7 -	33.621	23.059	56.680	76.72	1.232	11:05:36.895	
8 -	33.955	22.491	56.446	77.04	0.998	11:06:33.341	
9 -	33.341	22.342	55.683	78.09	0.235	11:07:29.024	
10 -	32.970	22.675	55.645 (3)	78.14	0.197	11:08:24.669	

P20 3 SUP		Oliver ARBON		Suzuki SV650 - tt plumbing and heating			
IDEAL LAP TIME : 55.543		BEST LAP TIME : 55.543		DIFFERENCE : 0.000			
LAP	SECTOR 1	SECTOR 2	LAP TIME	MPH	DIFF	TIME OF DAY	
1 -	37.263	23.672	1:00.935	71.36	5.392	10:59:56.275	
2 -	34.734	23.398	58.132	74.80	2.589	11:00:54.407	
3 -	34.229	22.673	56.902	76.42	1.359	11:01:51.309	
4 -	34.169	22.616	56.785 (3)	76.58	1.242	11:02:48.094	
5 -	33.362	22.181	55.543 (1)	78.29		11:03:43.637	
6 -	33.591	22.282	55.873 (2)	77.83	0.330	11:04:39.510	

BMCRC - MRO Championships 2024 - Rnd 1 @ Brands Hatch Indy

BMCRC Thunderbike Sport & Supertwins

QUALIFYING - SECTOR ANALYSIS



SECTOR 1 = FL to I1, SECTOR 2 = I1 to FL, DIFF = Difference To Personal Best Lap, P = Crossed Finish Line in Pit Lane, D = Time Disallowed

P21 51		Paul BEESLEY		Yamaha R6 -			
IDEAL LAP TIME : 55.602		BEST LAP TIME : 55.672		DIFFERENCE : 0.070			
LAP	SECTOR 1	SECTOR 2	LAP TIME	MPH	DIFF	TIME OF DAY	
1 -	37.126	23.494	1:00.620	71.73	4.948	10:59:58.560	
2 -	35.495	23.020	58.515	74.31	2.843	11:00:57.075	
3 -	34.479	22.298	56.777	76.59	1.105	11:01:53.852	
4 -	33.480	22.323	55.803 (3)	77.92	0.131	11:02:49.655	
5 -	33.469	22.203	55.672 (1)	78.11		11:03:45.327	
6 -	33.617	22.133	55.750 (2)	78.00	0.078	11:04:41.077	
7 -	34.023	23.443	57.466	75.67	1.794	11:05:38.543	

P22 181 SUP		Neil CONNELL		Suzuki SV650 - Helite Air Vests			
IDEAL LAP TIME : 55.501		BEST LAP TIME : 55.817		DIFFERENCE : 0.316			
LAP	SECTOR 1	SECTOR 2	LAP TIME	MPH	DIFF	TIME OF DAY	
1 -	37.303	23.849	1:01.152	71.11	5.335	10:59:57.664	
2 -	35.968	23.197	59.165	73.49	3.348	11:00:56.829	
3 -	34.410	22.589	56.999	76.29	1.182	11:01:53.828	
4 -	34.168	22.423	56.591	76.84	0.774	11:02:50.419	
5 -	33.595	22.222	55.817 (1)	77.90		11:03:46.236	
6 -	33.329	22.838	56.167 (2)	77.42	0.350	11:04:42.403	
7 -	33.495	23.080	56.575	76.86	0.758	11:05:38.978	
8 -	35.972	23.549	59.521	73.05	3.704	11:06:38.499	
9 -	34.998	23.323	58.321	74.56	2.504	11:07:36.820	
10 -	34.002	22.172	56.174 (3)	77.41	0.357	11:08:32.994	

P23 27 SUP		Ben BROWN		- Hunts Motorcycles			
IDEAL LAP TIME : 55.907		BEST LAP TIME : 55.929		DIFFERENCE : 0.022			
LAP	SECTOR 1	SECTOR 2	LAP TIME	MPH	DIFF	TIME OF DAY	
1 -	38.389	24.867	1:03.256	68.74	7.327	10:59:51.478	
2 -	36.448	23.564	1:00.012	72.46	4.083	11:00:51.490	
3 -	35.533	23.380	58.913	73.81	2.984	11:01:50.403	
4 -	34.900	22.957	57.857	75.16	1.928	11:02:48.260	
5 -	33.890	22.581	56.471	77.00	0.542	11:03:44.731	
6 -	33.967	22.330	56.297 (3)	77.24	0.368	11:04:41.028	
7 -	33.743	23.167	56.910	76.41	0.981	11:05:37.938	
8 -	33.955	22.284	56.239 (2)	77.32	0.310	11:06:34.177	
9 -	33.623	22.306	55.929 (1)	77.75		11:07:30.106	

P24 127		Matthew CHAM		Ducati MONSTER 796 -			
IDEAL LAP TIME : 55.858		BEST LAP TIME : 55.985		DIFFERENCE : 0.127			
LAP	SECTOR 1	SECTOR 2	LAP TIME	MPH	DIFF	TIME OF DAY	
1 -	36.910	23.085	59.995	72.48	4.010	11:00:01.061	
2 -	35.694	22.317	58.011	74.96	2.026	11:00:59.072	
3 -	34.661	22.491	57.152	76.08	1.167	11:01:56.224	
4 -	33.756	22.229	55.985 (1)	77.67		11:02:52.209	
5 -	33.757	22.237	55.994 (2)	77.66	0.009	11:03:48.203	
6 -	33.629	22.436	56.065 (3)	77.56	0.080	11:04:44.268	
7 -	33.850	22.884	56.734	76.64	0.749	11:05:41.002	

BMCRC - MRO Championships 2024 - Rnd 1 @ Brands Hatch Indy

BMCRC Thunderbike Sport & Supertwins

QUALIFYING - SECTOR ANALYSIS



SECTOR 1 = FL to I1, SECTOR 2 = I1 to FL, DIFF = Difference To Personal Best Lap, P = Crossed Finish Line in Pit Lane, D = Time Disallowed

P25 137		Colin McPHERSON		Yamaha R6 -			
IDEAL LAP TIME : 55.974		BEST LAP TIME : 56.018		DIFFERENCE : 0.044			
LAP	SECTOR 1	SECTOR 2	LAP TIME	MPH	DIFF	TIME OF DAY	
1 -	36.737	23.010	59.747	72.78	3.729	11:00:00.576	
2 -	34.437	22.773	57.210	76.01	1.192	11:00:57.786	
3 -	34.406	22.284	56.690	76.70	0.672	11:01:54.476	
4 -	34.373	22.275	56.648	76.76	0.630	11:02:51.124	
5 -	33.999	22.019	56.018 (1)	77.62		11:03:47.142	
6 -	34.312	22.290	56.602	76.82	0.584	11:04:43.744	
7 -	34.152	22.305	56.457 (3)	77.02	0.439	11:05:40.201	
8 -	35.065	23.113	58.178	74.74	2.160	11:06:38.379	
9 -	34.888	22.792	57.680	75.39	1.662	11:07:36.059	
10 -	33.955	22.244	56.199 (2)	77.37	0.181	11:08:32.258	

P26 29		Jack WOLFF		Yamaha R6 -			
IDEAL LAP TIME : 56.546		BEST LAP TIME : 57.084		DIFFERENCE : 0.538			
LAP	SECTOR 1	SECTOR 2	LAP TIME	MPH	DIFF	TIME OF DAY	
1 -	OUTLAP	23.594	1:03.720	68.24	6.636	11:00:26.011	
2 -	35.200	22.853	58.053	74.90	0.969	11:01:24.064	
3 -	34.714	22.684	57.398	75.76	0.314	11:02:21.462	
4 -	34.249	22.967	57.216 (3)	76.00	0.132	11:03:18.678	
5 -	34.157	22.927	57.084 (1)	76.17		11:04:15.762	
6 -	34.331	22.764	57.095 (2)	76.16	0.011	11:05:12.857	
7 -	34.443	23.184	57.627	75.46	0.543	11:06:10.484	
8 -	34.704	23.096	57.800	75.23	0.716	11:07:08.284	
9 -	35.277	22.558	57.835	75.18	0.751	11:08:06.119	
10 -	35.100	22.389	57.489	75.64	0.405	11:09:03.608	

P27 46 SUP		Richard HODGES		Suzuki SV650 -			
IDEAL LAP TIME : 57.752		BEST LAP TIME : 58.028		DIFFERENCE : 0.276			
LAP	SECTOR 1	SECTOR 2	LAP TIME	MPH	DIFF	TIME OF DAY	
1 -	39.749	24.002	1:03.751	68.21	5.723	10:59:57.449	
2 -	36.354	24.119	1:00.473	71.90	2.445	11:00:57.922	
3 -	35.399	22.881	58.280 (3)	74.61	0.252	11:01:56.202	
4 -	34.871	23.157	58.028 (1)	74.93		11:02:54.230	
5 -	34.922	23.166	58.088 (2)	74.86	0.060	11:03:52.318	

P28 175 R		Tom SVENSEN		Suzuki SV650 - Team TSR			
IDEAL LAP TIME : 58.198		BEST LAP TIME : 58.199		DIFFERENCE : 0.001			
LAP	SECTOR 1	SECTOR 2	LAP TIME	MPH	DIFF	TIME OF DAY	
1 -	36.814	23.538	1:00.352	72.05	2.153	10:59:45.305	
2 -	35.978	23.338	59.316	73.31	1.117	11:00:44.621	
3 -	35.622	23.289	58.911	73.81	0.712	11:01:43.532	
4 -	35.151	23.048	58.199 (1)	74.71		11:02:41.731	
5 -	35.227	23.457	58.684	74.10	0.485	11:03:40.415	
6 -	35.202	23.205	58.407 (2)	74.45	0.208	11:04:38.822	
7 -	35.751	23.710	59.461	73.13	1.262	11:05:38.283	
8 -	35.590	23.638	59.228	73.42	1.029	11:06:37.511	
9 -	35.510	23.136	58.646 (3)	74.15	0.447	11:07:36.157	
10 -	35.778	23.047	58.825	73.92	0.626	11:08:34.982	

BMCRC - MRO Championships 2024 - Rnd 1 @ Brands Hatch Indy

BMCRC Thunderbike Sport & Supertwins

QUALIFYING - SECTOR ANALYSIS



SECTOR 1 = FL to I1, SECTOR 2 = I1 to FL, DIFF = Difference To Personal Best Lap, P = Crossed Finish Line in Pit Lane, D = Time Disallowed

P29 333		Andrew HOUGHTON		Husqvarna FS450 - Techoir		
IDEAL LAP TIME : 58.656		BEST LAP TIME : 58.868		DIFFERENCE : 0.212		
LAP	SECTOR 1	SECTOR 2	LAP TIME	MPH	DIFF	TIME OF DAY
1 -	OUTLAP	25.190	1:05.734	66.15	6.866	11:01:06.153
2 -	36.913	23.972	1:00.885	71.42	2.017	11:02:07.038
3 -	36.123	24.400	1:00.523	71.85	1.655	11:03:07.561
4 -	36.478	24.391	1:00.869	71.44	2.001	11:04:08.430
5 -	35.572	23.797	59.369 (2)	73.24	0.501	11:05:07.799
6 -	35.216	25.694	1:00.910	71.39	2.042	11:06:08.709
7 -	35.501	24.394	59.895 (3)	72.60	1.027	11:07:08.604
8 -	36.472	23.759	1:00.231	72.19	1.363	11:08:08.835
9 -	35.428	23.440	58.868 (1)	73.87		11:09:07.703

P30 891 R		Daryl SKINNS		Suzuki GSXR 750 - Indoor Climate Systems		
IDEAL LAP TIME : 59.059		BEST LAP TIME : 59.059		DIFFERENCE : 0.000		
LAP	SECTOR 1	SECTOR 2	LAP TIME	MPH	DIFF	TIME OF DAY
1 -	38.723	23.970	1:02.693	69.36	3.634	11:00:03.558
2 -	37.328	24.153	1:01.481	70.73	2.422	11:01:05.039
3 -	37.256	23.598	1:00.854	71.45	1.795	11:02:05.893
4 -	36.820	24.518	1:01.338	70.89	2.279	11:03:07.231
5 -	36.229	23.689	59.918	72.57	0.859	11:04:07.149
6 -	35.888	23.321	59.209 (2)	73.44	0.150	11:05:06.358
7 -	36.114	24.744	1:00.858	71.45	1.799	11:06:07.216
8 -	36.677	23.397	1:00.074	72.38	1.015	11:07:07.290
9 -	36.483	23.345	59.828 (3)	72.68	0.769	11:08:07.118
10 -	35.806	23.253	59.059 (1)	73.63		11:09:06.177

P31 5 R		Logan STONE		Yamaha R6 -		
IDEAL LAP TIME : 59.435		BEST LAP TIME : 1:00.053		DIFFERENCE : 0.618		
LAP	SECTOR 1	SECTOR 2	LAP TIME	MPH	DIFF	TIME OF DAY
1 -	41.237	25.593	1:06.830	65.06	6.777	10:59:59.524
2 -	47.711	25.499	1:13.210	59.39	13.157	11:01:12.734
3 -	38.180	24.973	1:03.153	68.85	3.100	11:02:15.887
4 -	36.474	24.542	1:01.016 (3)	71.26	0.963	11:03:16.903
5 -	36.287	23.766	1:00.053 (1)	72.41		11:04:16.956
6 -	35.669	24.508	1:00.177 (2)	72.26	0.124	11:05:17.133

P32 55 R		Magnus MANSON-CHUBB		Kawasaki ZXR400L -		
IDEAL LAP TIME : 1:02.516		BEST LAP TIME : 1:03.142		DIFFERENCE : 0.626		
LAP	SECTOR 1	SECTOR 2	LAP TIME	MPH	DIFF	TIME OF DAY
1 -	OUTLAP	24.719	1:09.377	62.68	6.235	11:01:33.275
2 -	37.797	25.345	1:03.142 (1)	68.87		11:02:36.417
3 -	38.232	25.665	1:03.897 (3)	68.05	0.755	11:03:40.314
4 -	38.782	25.624	1:04.406	67.51	1.264	11:04:44.720
5 -	38.574	25.645	1:04.219	67.71	1.077	11:05:48.939
6 -	38.491	26.029	1:04.520	67.39	1.378	11:06:53.459
7 -	38.466	25.452	1:03.918	68.03	0.776	11:07:57.377
8 -	37.818	25.829	1:03.647 (2)	68.32	0.505	11:09:01.024

BMCRC - MRO Championships 2024 - Rnd 1 @ Brands Hatch Indy

BMCRC Thunderbike Sport & Supertwins

QUALIFYING - BEST SECTORS

SECTOR 1			SECTOR 2			IDEAL / BEST COMPARISON						
POS	NO	NAME	TIME	NO	NAME	TIME	POS	NO	NAME	IDEAL	BEST	DIFF
									PERFECT LAP	51.472		
1	61	HARRIS	31.045	9	WETHERELL	20.427	1	9	WETHERELL	51.510	51.962	0.452
2	9	WETHERELL	31.083	69	RUSSO	20.764	2	61	HARRIS	51.950	52.143	0.193
3	69	RUSSO	31.511	61	HARRIS	20.905	3	69	RUSSO	52.275	52.275	0.000
4	79	O'MARA	31.581	15	MERCER	20.908	4	79	O'MARA	52.664	52.664	0.000
5	54	JAMISON	31.797	97	MANN	21.016	5	97	MANN	52.936	52.936	0.000
6	97	MANN	31.920	79	O'MARA	21.083	6	54	JAMISON	52.954	53.092	0.138
7	81	MAY	31.935	54	JAMISON	21.157	7	15	MERCER	53.083	53.183	0.100
8	19	BASTABLE	31.972	2	GILL	21.276	8	2	GILL	53.297	53.342	0.045
9	2	GILL	32.021	48	WALLIS	21.342	9	19	BASTABLE	53.391	53.391	0.000
10	22	DOWDS	32.058	75	MAY	21.369	10	81	MAY	53.457	53.586	0.129
11	15	MERCER	32.175	33	BISWELL	21.375	11	48	WALLIS	53.738	53.815	0.077
12	48	WALLIS	32.396	19	BASTABLE	21.419	12	22	DOWDS	53.761	53.884	0.123
13	33	BISWELL	32.407	81	MAY	21.522	13	33	BISWELL	53.782	53.909	0.127
14	58	ALLEN	32.724	115	SVENSEN	21.655	14	75	MAY	54.274	54.517	0.243
15	115	SVENSEN	32.833	22	DOWDS	21.703	15	58	ALLEN	54.452	54.526	0.074
16	75	MAY	32.905	58	ALLEN	21.728	16	115	SVENSEN	54.488	54.730	0.242
17	100	HOWTON	32.970	888	WRIGHT	21.757	17	100	HOWTON	54.985	55.448	0.463
18	888	WRIGHT	33.265	100	HOWTON	22.015	18	888	WRIGHT	55.022	55.139	0.117
19	181	CONNELL	33.329	137	McPHERSON	22.019	19	77	WHITE	55.422	55.422	0.000
20	3	ARBON	33.362	77	WHITE	22.039	20	181	CONNELL	55.501	55.817	0.316
21	77	WHITE	33.383	51	BEESLEY	22.133	21	3	ARBON	55.543	55.543	0.000
22	51	BEESLEY	33.469	181	CONNELL	22.172	22	51	BEESLEY	55.602	55.672	0.070
23	27	BROWN	33.623	3	ARBON	22.181	23	127	CHAM	55.858	55.985	0.127
24	127	CHAM	33.629	127	CHAM	22.229	24	27	BROWN	55.907	55.929	0.022
25	137	McPHERSON	33.955	27	BROWN	22.284	25	137	McPHERSON	55.974	56.018	0.044
26	29	WOLFF	34.157	29	WOLFF	22.389	26	29	WOLFF	56.546	57.084	0.538
27	46	HODGES	34.871	46	HODGES	22.881	27	46	HODGES	57.752	58.028	0.276
28	175	SVENSEN	35.151	175	SVENSEN	23.047	28	175	SVENSEN	58.198	58.199	0.001
29	333	HOUGHTON	35.216	891	SKINNS	23.253	29	333	HOUGHTON	58.656	58.868	0.212
30	5	STONE	35.669	333	HOUGHTON	23.440	30	891	SKINNS	59.059	59.059	0.000
31	891	SKINNS	35.806	5	STONE	23.766	31	5	STONE	59.435	1:00.053	0.618
32	55	MANSON-CHUBB	37.797	55	MANSON-CHUBB	24.719	32	55	MANSON-CHUBB	1:02.516	1:03.142	0.626

BMCRC - MRO Championships 2024 - Rnd 1 @ Brands Hatch Indy

BMCRC Thunderbike Sport & Supertwins

QUALIFYING - STATISTICS

Competitors Started	32
Planned Start	2024-03-16 @ 10:48:00.000
Actual Start	2024-03-16 @ 10:58:13.613
Finish Time	2024-03-16 @ 11:08:15.352
Track Length	1.2079mi.
Total Laps	302
Total Distance Covered	364.7995mi.

Session Fastest Lap History

NO	CL	NAME	LAP TIME	TIME OF DAY	LAP	VEHICLE
61	SUP	Cameron HARRIS	55.584	10:59:36.986	1	Aprilla RS660
61	SUP	Cameron HARRIS	53.168	11:00:30.153	2	Aprilla RS660
9		Matt WETHERELL	53.145	11:00:38.188	2	Suzuki GSXR 600
9		Matt WETHERELL	52.492	11:01:30.679	3	Suzuki GSXR 600
9		Matt WETHERELL	52.187	11:02:22.865	4	Suzuki GSXR 600
61	SUP	Cameron HARRIS	52.143	11:04:00.997	6	Aprilla RS660
9		Matt WETHERELL	52.107	11:04:07.215	6	Suzuki GSXR 600
9		Matt WETHERELL	51.962	11:07:36.322	10	Suzuki GSXR 600

Flag History

TYPE	TIME OF DAY
GREEN	10:58:13.613
FINISH	11:08:15.352

Flag Statistics

TYPE	COUNT	TOTAL LAPS	TOTAL TIME
Green	1	11	11:04.225
Red	0	0	0.000
Safety Car	0	0	0.000
FCY	0	0	0.000

BMCRC - MRO Championships 2024 - Rnd 1 @ Brands Hatch Indy

BMCRC Thunderbike Sport & Supertwins

QUALIFYING - STATISTICS

CLASS :

16 Starters

Fastest Lap History

NO	NAME	LAP TIME	TIME OF DAY	LAP	VEHICLE
115	James SVENSEN	56.386	10:59:39.354	1	Suzuki SV650S
9	Matt WETHERELL	55.922	10:59:45.042	1	Suzuki GSXR 600
115	James SVENSEN	54.957	11:00:34.311	2	Suzuki SV650S
9	Matt WETHERELL	53.145	11:00:38.188	2	Suzuki GSXR 600
9	Matt WETHERELL	52.492	11:01:30.679	3	Suzuki GSXR 600
9	Matt WETHERELL	52.187	11:02:22.865	4	Suzuki GSXR 600
9	Matt WETHERELL	52.107	11:04:07.215	6	Suzuki GSXR 600
9	Matt WETHERELL	51.962	11:07:36.322	10	Suzuki GSXR 600

BMCRC - MRO Championships 2024 - Rnd 1 @ Brands Hatch Indy

BMCRC Thunderbike Sport & Supertwins

QUALIFYING - STATISTICS

CLASS : R

4 Starters

Fastest Lap History

NO	NAME	LAP TIME	TIME OF DAY	LAP	VEHICLE
175	Tom SVENSEN	1:00.352	10:59:45.361	1	Suzuki SV650
175	Tom SVENSEN	59.316	11:00:44.643	2	Suzuki SV650
175	Tom SVENSEN	58.911	11:01:43.551	3	Suzuki SV650
175	Tom SVENSEN	58.199	11:02:41.752	4	Suzuki SV650

BMCRC - MRO Championships 2024 - Rnd 1 @ Brands Hatch Indy

BMCRC Thunderbike Sport & Supertwins

QUALIFYING - STATISTICS

CLASS : SUP

12 Starters

Fastest Lap History

NO	NAME	LAP TIME	TIME OF DAY	LAP	VEHICLE
61	Cameron HARRIS	55.584	10:59:36.986	1	Aprilla RS660
61	Cameron HARRIS	53.168	11:00:30.153	2	Aprilla RS660
61	Cameron HARRIS	53.111	11:02:16.664	4	Aprilla RS660
61	Cameron HARRIS	52.189	11:03:08.854	5	Aprilla RS660
61	Cameron HARRIS	52.143	11:04:00.997	6	Aprilla RS660



BMCRC - MRO Championships 2024 - Rnd 1 @ Brands Hatch Indy

BMCRC Thunderbike Sport & Supertwins

RACE 11 - GRID (9 Laps)

ROW 12	36		35	76 Dean FARNWORTH	34	53 Peter HAMMOND			
ROW 11		33	34 Richard HEWITT	32	55 Magnus MANSON-CHUBB	31	5 Logan STONE		
ROW 10			59.059	30	891 Daryl SKINNS	29	333 Andrew HOUGHTON	28	175 Tom SVENSEN
ROW 9			58.028	27	46 Richard HODGES	26	29 Jack WOLFF	25	137 Colin McPHERSON
ROW 8			55.985	24	127 Matthew CHAM	23	27 Ben BROWN	22	181 Neil CONNELL
ROW 7			55.672	21	51 Paul BEESLEY	20	3 Oliver ARBON	19	100 Craig HOWTON
ROW 6			55.422	18	77 Joe WHITE	17	888 Brandon WRIGHT	16	115 James SVENSEN
ROW 5			54.526	15	58 Michael ALLEN	14	75 Stewart MAY	13	33 Mark BISWELL
ROW 4			53.884	12	22 Darren DOWDS	11	48 Shaun WALLIS	10	81 Malvern MAY
ROW 3			53.391	9	19 Simon BASTABLE	8	2 Andrew GILL	7	15 Daniel MERCER
ROW 2			53.092	6	54 Adam JAMISON	5	97 Alex MANN	4	79 James O'MARA
ROW 1			52.275	3	69 Tony RUSSO	2	61 Cameron HARRIS	1	9 Matt WETHERELL
									Pole

These results are provisional until the conclusion of any judicial and technical matters.

Brands Hatch Indy: 1.2079 miles

Clerk Of Course:	Stewards:	Timekeeper:	<i>Craig Smith</i>	
------------------	-----------	-------------	--------------------	--

Results can be found at www.tsl-timing.com

Printed - 11:11 Saturday, 16 March 2024





BMCRC - MRO Championships 2024 - Rnd 1 @ Brands Hatch Indy

BMCRC Thunderbike Sport & Supertwins

RACE 11 - CLASSIFICATION

Race Distance: 9 Laps / 10.87 miles

POS	NO	CL	PIC	NAME	ENTRY	LAPS	TIME	GAP	DIFF	MPH	BEST	ON	GRD	↑↓
1	9		1	Matt WETHERELL	Suzuki GSXR 600 - Lamonde Racing	9	7:49.752			83.31	51.140	2	1	0
2	61	SUP	1	Cameron HARRIS	Aprilla RS660 - Harris / Tony Scott Motorsport	9	7:49.851	0.099	0.099	83.29	51.281	9	2	0
3	54		2	Adam JAMISON	Yamaha R6 - Team AJR	9	7:54.255	4.503	4.404	82.52	51.613	4	6	3
4	69		3	Tony RUSSO	Yamaha R6 - Wymark Lubricants	9	8:00.634	10.882	6.379	81.42	52.011	6	3	-1
5	79	SUP	2	James O'MARA	BMW F900R - BRP Machining Ltd - Alton Compressor Servic	9	8:00.770	11.018	0.136	81.40	52.533	2	4	-1
6	19	SUP	3	Simon BASTABLE	BMW F900R - WSCperformance.co.uk	9	8:02.304	12.552	1.534	81.14	52.678	6	9	3
7	33		4	Mark BISWELL	Yamaha FZR600R - Bizzle Bikesport	9	8:04.341	14.589	2.037	80.80	52.429	7	13	6
8	97		5	Alex MANN	Honda CBR600RR - Michael Jones Jeweller, Esprit Group, f	9	8:04.959	15.207	0.618	80.70	52.034	7	5	-3
9	2		6	Andrew GILL	Kawasaki ZXR400 -	9	8:05.070	15.318	0.111	80.68	52.943	7	8	-1
10	48		7	Shaun WALLIS	Yamaha R6 - MBC Despatch Racing	9	8:09.777	20.025	4.707	79.90	53.449	5	11	1
11	58	SUP	4	Michael ALLEN	Kawasaki ER6 -	9	8:13.269	23.517	3.492	79.34	53.655	8	15	4
12	81	SUP	5	Malvern MAY	Aprilia RS660 - IMP racing	9	8:13.654	23.902	0.385	79.28	53.256	4	10	-2
13	75		8	Stewart MAY	Honda CBR600F - Mucking fagig	9	8:15.012	25.260	1.358	79.06	53.657	4	14	1
14	15		9	Daniel MERCER	Yamaha R6 - Merc&Co Racing	9	8:15.404	25.652	0.392	79.00	53.692	5	7	-7
15	3	SUP	6	Oliver ARBON	Suzuki SV650 - tt plumbing and heating	9	8:18.611	28.859	3.207	78.49	53.905	9	20	5
16	888	SUP	7	Brandon WRIGHT	Suzukia SV 650 - 888 Vapour	9	8:21.175	31.423	2.564	78.09	54.541	2	17	1
17	115		10	James SVENSEN	Suzuki SV650S - Team TSR	9	8:21.943	32.191	0.768	77.97	54.237	9	16	-1
18	77		11	Joe WHITE	Suzuki GSXR 600 MAIN - The Race Shack /Just In Graphics	9	8:25.408	35.656	3.465	77.43	54.432	7	18	0
19	51		12	Paul BEESLEY	Yamaha R6 -	9	8:26.305	36.553	0.897	77.29	54.903	7	21	2
20	181	SUP	8	Neil CONNELL	Suzuki SV650 - Helite Air Vests	9	8:26.492	36.740	0.187	77.27	54.266	7	22	2
21	137		13	Colin McPHERSON	Yamaha R6 -	9	8:30.297	40.545	3.805	76.69	54.932	5	25	4
22	5	R	1	Logan STONE	Yamaha R6 -	9	8:37.511	47.759	7.214	75.62	55.839	3	31	9
23	29		14	Jack WOLFF	Yamaha R6 -	9	8:38.959	49.207	1.448	75.41	55.835	3	26	3
24	127		15	Matthew CHAM	Ducati MONSTER 796 -	9	8:39.313	49.561	0.354	75.36	56.066	3	24	0
25	27	SUP	9	Ben BROWN	- Hunts Motorcycles	9	8:39.412	49.660	0.099	75.34	56.246	3	23	-2
26	34		16	Richard HEWITT	Suzuki GXSR 500 - Ducking Quack Racing	9	8:44.590	54.838	5.178	74.60	56.559	3	33	7
27	891	R	2	Daryl SKINNS	Suzuki GSXR 750 - Indoor Climate Systems	8	8:02.774	1 Lap	1 Lap	72.06	58.488	3	30	3
28	53	R	3	Peter HAMMOND	Suzuki SRAD -	8	8:03.031	1 Lap	0.257	72.02	57.784	7	34	6
29	333		17	Andrew HOUGHTON	Husqvarna FS450 - Techoir	8	8:05.226	1 Lap	2.195	71.69	59.035	8	29	0
30	175	R	4	Tom SVENSEN	Suzuki SV650 - Team TSR	8	8:11.076	1 Lap	5.850	70.84	59.597	8	28	-2
31	55	R	5	Magnus MANSON-CHUBB	Kawasaki ZXR400L -	8	8:19.810	1 Lap	8.734	69.60	59.808	5	32	1

NOT CLASSIFIED

DNF	100	SUP		Craig HOWTON	Kawasaki ER6N - ME	7	6:30.739	2 Laps	1 Lap	77.90	54.604	4	19	
-----	-----	-----	--	--------------	--------------------	---	----------	--------	-------	-------	--------	---	----	--

FASTEST LAP

9				Matt WETHERELL	Suzuki GSXR 600 - Lamonde Racing	2	51.140			85.03 mph	136.84 kph			
61	SUP			Cameron HARRIS	Aprilla RS660 - Harris / Tony Scott Motorsport	9	51.281			84.79 mph	136.47 kph			
5	R			Logan STONE	Yamaha R6 -	3	55.839			77.87 mph	125.33 kph			

Comments:

Class - 92.5% of Race Speed = 77.06 mph
 Class SUP - 92.5% of Race Speed = 77.04 mph
 Class R - 92.5% of Race Speed = 69.94 mph

Weather / Track : Cloudy / Dry

Date: 16/03/2024 Start: 14:27 Finish: 14:35

These results are provisional until the conclusion of any judicial and technical matters.

Brands Hatch Indy: 1.2079 miles

Clerk Of Course:	Stewards:	Timekeeper:	
		<i>Craig Smith</i>	

Results can be found at www.tsl-timing.com

Printed - 14:36 Saturday, 16 March 2024



BMCRC - MRO Championships 2024 - Rnd 1 @ Brands Hatch Indy

BMCRC Thunderbike Sport & Supertwins

RACE 11 - LAP CHART

LAP 1 @ 14:28:34.294		
NO	BEHIND	LAP TIME

9		56.019
61	1.197	57.216
79	1.689	57.708
54	1.743	57.762
19	2.177	58.196
69	2.824	58.843
2	2.919	58.938
48	3.928	59.947
58	4.365	1:00.384
97	4.689	1:00.708
33	4.864	1:00.883
888	5.292	1:01.311
75	5.373	1:01.392
15	5.605	1:01.624
100	6.261	1:02.280
3	6.937	1:02.956
81	7.125	1:03.144
115	7.232	1:03.251
127	7.699	1:03.718
51	8.044	1:04.063
181	8.091	1:04.110
77	8.410	1:04.429
29	8.918	1:04.937
137	9.514	1:05.533
27	9.619	1:05.638
5	10.159	1:06.178
34	10.725	1:06.744
333	12.063	1:08.082
175	12.951	1:08.970
891	13.016	1:09.035
53	13.332	1:09.351
55	15.013	1:11.032

LAP 2 @ 14:29:25.434		
NO	BEHIND	LAP TIME

9		51.140
61	1.963	51.906
54	3.043	52.440
79	3.082	52.533
19	3.874	52.837
2	5.591	53.812
69	5.952	54.268
48	6.747	53.959
58	7.108	53.883
33	7.306	53.582
97	7.610	54.061
75	8.552	54.319
888	8.693	54.541
15	8.775	54.310
100	9.942	54.821
81	10.149	54.164
3	10.698	54.901
115	10.852	54.760
51	12.002	55.098
127	13.041	56.482
181	13.341	56.390
77	13.556	56.286
29	14.243	56.465
137	14.645	56.271
5	15.360	56.341
27	15.415	56.936
34	16.821	57.236
333	20.104	59.181

891	20.414	58.538
53	20.840	58.648
175	22.663	1:00.852
55	24.647	1:00.774

LAP 3 @ 14:30:16.806		
NO	BEHIND	LAP TIME

9		51.372
61	2.361	51.770
54	3.319	51.648
79	4.440	52.730
19	5.332	52.830
69	7.258	52.678
2	7.346	53.127
48	9.065	53.690
33	9.216	53.282
97	9.609	53.371
58	10.113	54.377
75	10.983	53.803
15	11.116	53.713
888	12.227	54.906
81	12.269	53.492
100	13.279	54.709
3	13.641	54.315
115	15.376	55.896
51	16.167	55.537
127	17.735	56.066
77	17.925	55.741
181	18.023	56.054
29	18.706	55.835
137	18.990	55.717
5	19.827	55.839
27	20.289	56.246
34	22.008	56.559
891	27.530	58.488
333	27.811	59.079
53	27.896	58.428
175	31.156	59.865
55	34.176	1:00.901

LAP 4 @ 14:31:08.506		
NO	BEHIND	LAP TIME

9		51.700
61	2.357	51.696
54	3.232	51.613
79	5.484	52.744
19	6.375	52.743
69	8.073	52.515
2	8.985	53.339
33	10.853	53.337
48	11.491	54.126
97	11.697	53.788
58	12.423	54.010
75	12.940	53.657
15	13.165	53.749
81	13.825	53.256
888	15.251	54.724
100	16.183	54.604
3	16.620	54.679
115	18.621	54.945
51	20.243	55.776
77	22.005	55.780
181	22.589	56.266
137	23.155	55.865
127	23.315	57.280

29	23.422	56.416
5	24.138	56.011
27	24.986	56.397
34	27.480	57.172
891	34.676	58.846
53	35.760	59.564
333	36.034	59.923
175	39.269	59.813
55	42.812	1:00.336

LAP 5 @ 14:32:00.150		
NO	BEHIND	LAP TIME

9		51.644
61	2.274	51.561
54	3.271	51.683
79	6.955	53.115
19	7.455	52.724
69	8.793	52.364
2	10.566	53.225
33	12.141	52.932
48	13.296	53.449
97	13.489	53.436
58	14.913	54.134
75	15.029	53.733
15	15.213	53.692
81	15.829	53.648
888	18.924	55.317
100	19.288	54.749
3	19.519	54.543
115	21.722	54.745
51	24.062	55.463
77	25.295	54.934
181	26.054	55.109
137	26.443	54.932
29	28.623	56.845
5	28.699	56.205
127	29.599	57.928
27	29.695	56.353
34	33.184	57.348
891	42.086	59.054
53	43.882	59.766
333	44.432	1:00.042
175	48.023	1:00.398
55	50.976	59.808

LAP 6 @ 14:32:51.887		
NO	BEHIND	LAP TIME

9		51.737
61	2.105	51.568
54	3.396	51.862
79	8.041	52.823
19	8.396	52.678
69	9.067	52.011
2	12.011	53.182
33	13.235	52.831
97	14.159	52.407
48	15.294	53.735
75	17.626	54.334
15	17.871	54.395
58	17.911	54.735
81	18.396	54.304
100	22.307	54.756
3	22.539	54.757
888	22.711	55.524
115	24.771	54.786

51	27.274	54.949
77	28.404	54.846
181	29.187	54.870
137	29.764	55.058
5	33.061	56.099
29	34.182	57.296
27	34.869	56.911
127	35.134	57.272
34	38.874	57.427
891	49.458	59.109

LAP 7 @ 14:33:44.413		
NO	BEHIND	LAP TIME

9		52.526
53	1 Lap	1:00.917
333	1 Lap	1:00.630
61	1.003	51.424
54	2.979	52.109
175	1 Lap	1:01.016
79	8.635	53.120
55	1 Lap	1:02.137
69	8.889	52.348
19	9.035	53.165
2	12.428	52.943
33	13.138	52.429
97	13.667	52.034
48	16.411	53.643
75	19.375	54.275
58	19.754	54.369
15	19.843	54.498
81	20.269	54.399
3	24.369	54.356
100	24.601	54.820
888	25.013	54.828
115	26.885	54.640
51	29.651	54.903
77	30.310	54.432
181	30.927	54.266
137	32.412	55.174
5	37.148	56.613
29	38.584	56.928
27	38.915	56.572
127	39.077	56.469
34	44.057	57.709

LAP 8 @ 14:34:36.264		
NO	BEHIND	LAP TIME

9		51.851
61	0.581	51.429
54	4.112	52.984
891	1 Lap	1:00.015
53	1 Lap	57.784
333	1 Lap	59.254
69	9.824	52.786
79	10.117	53.333
19	10.483	53.299
175	1 Lap	1:00.565
2	13.570	52.993
33	13.893	52.606
97	14.254	52.438
48	18.336	53.776
55	1 Lap	1:01.949
58	21.558	53.655
75	21.651	54.127
15	21.956	53.964

81	21.984	53.566
3	26.717	54.199
888	28.495	55.333
115	29.717	54.683
77	32.968	54.509
51	33.224	55.424
181	33.629	54.553
137	36.389	55.828
5	42.544	57.247
29	43.934	57.201
27	44.433	57.369
127	44.506	57.280
34	49.639	57.433

LAP 9 @ 14:35:28.027		
NO	BEHIND	LAP TIME

9		51.763
61	0.099	51.281
54	4.503	52.154
69	10.882	52.821
79	11.018	52.664
19	12.552	53.832
891	1 Lap	59.689
53	1 Lap	58.573
33	14.589	52.459
97	15.207	52.716
2	15.318	53.511
333	1 Lap	59.035
48	20.025	53.452
175	1 Lap	59.597
58	23.517	53.722
81	23.902	53.681
75	25.260	55.372
15	25.652	55.459
3	28.859	53.905
55	1 Lap	1:02.873
888	31.423	54.691
115	32.191	54.237
77	35.656	54.451
51	36.553	55.092
181	36.740	54.874
137	40.545	55.919
5	47.759	56.978
29	49.207	57.036
127	49.561	56.818
27	49.660	56.990
34	54.838	56.962

BMCRC - MRO Championships 2024 - Rnd 1 @ Brands Hatch Indy

BMCRC Thunderbike Sport & Supertwins

RACE 11 - POSITION CHART

No	Name	Lap Pos	Lap									
			1	2	3	4	5	6	7	8	9	
9	WETHERELL	1	9	9	9	9	9	9	9	9	9	9
61	HARRIS	2	61	61	61	61	61	61	61	61	61	61
69	RUSSO	3	79	54	54	54	54	54	54	54	54	54
79	O'MARA	4	54	79	79	79	79	79	79	79	69	69
97	MANN	5	19	19	19	19	19	19	19	69	79	79
54	JAMISON	6	69	2	69	69	69	69	19	19	19	
15	MERCER	7	2	69	2	2	2	2	2	2	33	
2	GILL	8	48	48	48	33	33	33	33	33	97	
19	BASTABLE	9	58	58	33	48	48	97	97	97	2	
81	MAY	10	97	33	97	97	97	48	48	48	48	
48	WALLIS	11	33	97	58	58	58	75	75	58	58	
33	BISWELL	12	888	75	75	75	75	15	58	75	81	
75	MAY	13	75	888	15	15	15	58	15	15	75	
58	ALLEN	14	15	15	888	81	81	81	81	81	15	
115	SVENSEN	15	100	100	81	888	888	100	3	3	3	
888	WRIGHT	16	3	81	100	100	100	3	100	888	888	
77	WHITE	17	81	3	3	3	3	888	888	115	115	
100	HOWTON	18	115	115	115	115	115	115	115	77	77	
3	ARBON	19	127	51	51	51	51	51	51	51	51	
51	BEESELEY	20	51	127	127	77	77	77	77	181	181	
181	CONNELL	21	181	181	77	181	181	181	181	137	137	
27	BROWN	22	77	77	181	137	137	137	137	5	5	
127	CHAM	23	29	29	29	127	29	5	5	29	29	
137	McPHERSON	24	137	137	137	29	5	29	29	27	127	
29	WOLFF	25	27	5	5	5	127	27	27	127	27	
175	SVENSEN	26	5	27	27	27	27	127	127	34	34	
333	HOUGHTON	27	34	34	34	34	34	34	34	891		
891	SKINNS	28	333	333	891	891	891	891	891	53		
5	STONE	29	175	891	333	53	53	53	53	333		
55	MANSON-CHUBB	30	891	53	53	333	333	333	333	175		
34	HEWITT	31	53	175	175	175	175	175	175	55		
53	HAMMOND	32	55	55	55	55	55	55	55			

BMCRC - MRO Championships 2024 - Rnd 1 @ Brands Hatch Indy

BMCRC Thunderbike Sport & Supertwins

RACE 11 - SECTOR ANALYSIS



SECTOR 1 = FL to I1, SECTOR 2 = I1 to FL, DIFF = Difference To Personal Best Lap, P = Crossed Finish Line in Pit Lane, D = Time Disallowed

P1 9		Matt WETHERELL		Suzuki GSXR 600 - Lamonde Racing		
IDEAL LAP TIME : 51.140		BEST LAP TIME : 51.140		DIFFERENCE : 0.000		
LAP	SECTOR 1	SECTOR 2	LAP TIME	MPH	DIFF	TIME OF DAY
1 -		20.514	56.019	77.62	4.879	14:28:34.294
2 -	30.739	20.401	51.140 (1)	85.03		14:29:25.434
3 -	30.812	20.560	51.372 (2)	84.64	0.232	14:30:16.806
4 -	31.002	20.698	51.700	84.11	0.560	14:31:08.506
5 -	30.868	20.776	51.644 (3)	84.20	0.504	14:32:00.150
6 -	31.085	20.652	51.737	84.05	0.597	14:32:51.887
7 -	31.414	21.112	52.526	82.78	1.386	14:33:44.413
8 -	31.219	20.632	51.851	83.86	0.711	14:34:36.264
9 -	31.112	20.651	51.763	84.00	0.623	14:35:28.027

P2 61 SUP		Cameron HARRIS		Aprilla RS660 - Harris / Tony Scott Motorsport		
IDEAL LAP TIME : 51.243		BEST LAP TIME : 51.281		DIFFERENCE : 0.038		
LAP	SECTOR 1	SECTOR 2	LAP TIME	MPH	DIFF	TIME OF DAY
1 -		20.745	57.216	76.00	5.935	14:28:35.491
2 -	30.996	20.910	51.906	83.77	0.625	14:29:27.397
3 -	30.814	20.956	51.770	83.99	0.489	14:30:19.167
4 -	30.758	20.938	51.696	84.11	0.415	14:31:10.863
5 -	30.720	20.841	51.561	84.33	0.280	14:32:02.424
6 -	30.758	20.810	51.568	84.32	0.287	14:32:53.992
7 -	30.812	20.612	51.424 (2)	84.56	0.143	14:33:45.416
8 -	30.906	20.523	51.429 (3)	84.55	0.148	14:34:36.845
9 -	30.720	20.561	51.281 (1)	84.79		14:35:28.126

P3 54		Adam JAMISON		Yamaha R6 - Team AJR		
IDEAL LAP TIME : 51.611		BEST LAP TIME : 51.613		DIFFERENCE : 0.002		
LAP	SECTOR 1	SECTOR 2	LAP TIME	MPH	DIFF	TIME OF DAY
1 -		20.981	57.762	75.28	6.149	14:28:36.037
2 -	31.479	20.961	52.440	82.92	0.827	14:29:28.477
3 -	30.986	20.662	51.648 (2)	84.19	0.035	14:30:20.125
4 -	30.949	20.664	51.613 (1)	84.25		14:31:11.738
5 -	31.012	20.671	51.683 (3)	84.13	0.070	14:32:03.421
6 -	31.037	20.825	51.862	83.84	0.249	14:32:55.283
7 -	31.168	20.941	52.109	83.45	0.496	14:33:47.392
8 -	31.913	21.071	52.984	82.07	1.371	14:34:40.376
9 -	31.216	20.938	52.154	83.38	0.541	14:35:32.530

P4 69		Tony RUSSO		Yamaha R6 - Wymark Lubricants		
IDEAL LAP TIME : 52.011		BEST LAP TIME : 52.011		DIFFERENCE : 0.000		
LAP	SECTOR 1	SECTOR 2	LAP TIME	MPH	DIFF	TIME OF DAY
1 -		21.078	58.843	73.90	6.832	14:28:37.118
2 -	31.546	22.722	54.268	80.13	2.257	14:29:31.386
3 -	31.638	21.040	52.678	82.55	0.667	14:30:24.064
4 -	31.584	20.931	52.515	82.80	0.504	14:31:16.579
5 -	31.610	20.754	52.364 (3)	83.04	0.353	14:32:08.943
6 -	31.444	20.567	52.011 (1)	83.60		14:33:00.954
7 -	31.733	20.615	52.348 (2)	83.07	0.337	14:33:53.302
8 -	31.819	20.967	52.786	82.38	0.775	14:34:46.088
9 -	31.564	21.257	52.821	82.32	0.810	14:35:38.909

BMCRC - MRO Championships 2024 - Rnd 1 @ Brands Hatch Indy

BMCRC Thunderbike Sport & Supertwins

RACE 11 - SECTOR ANALYSIS



SECTOR 1 = FL to I1, SECTOR 2 = I1 to FL, DIFF = Difference To Personal Best Lap, P = Crossed Finish Line in Pit Lane, D = Time Disallowed

P5		79 SUP		James O'MARA		BMW F900R - BRP Machining Ltd - Alton Compressor Services	
IDEAL LAP TIME : 52.533		BEST LAP TIME : 52.533		DIFFERENCE : 0.000			
LAP	SECTOR 1	SECTOR 2	LAP TIME	MPH	DIFF	TIME OF DAY	
1 -		21.101	57.708	75.35	5.175	14:28:35.983	
2 -	31.436	21.097	52.533 (1)	82.77		14:29:28.516	
3 -	31.552	21.178	52.730 (3)	82.46	0.197	14:30:21.246	
4 -	31.619	21.125	52.744	82.44	0.211	14:31:13.990	
5 -	31.887	21.228	53.115	81.87	0.582	14:32:07.105	
6 -	31.639	21.184	52.823	82.32	0.290	14:32:59.928	
7 -	31.939	21.181	53.120	81.86	0.587	14:33:53.048	
8 -	32.197	21.136	53.333	81.53	0.800	14:34:46.381	
9 -	31.534	21.130	52.664 (2)	82.57	0.131	14:35:39.045	

P6		19 SUP		Simon BASTABLE		BMW F900R - WSCperformance.co.uk	
IDEAL LAP TIME : 52.580		BEST LAP TIME : 52.678		DIFFERENCE : 0.098			
LAP	SECTOR 1	SECTOR 2	LAP TIME	MPH	DIFF	TIME OF DAY	
1 -		21.231	58.196	74.72	5.518	14:28:36.471	
2 -	31.512	21.325	52.837	82.30	0.159	14:29:29.308	
3 -	31.594	21.236	52.830	82.31	0.152	14:30:22.138	
4 -	31.529	21.214	52.743 (3)	82.44	0.065	14:31:14.881	
5 -	31.536	21.188	52.724 (2)	82.47	0.046	14:32:07.605	
6 -	31.392	21.286	52.678 (1)	82.55		14:33:00.283	
7 -	31.943	21.222	53.165	81.79	0.487	14:33:53.448	
8 -	32.102	21.197	53.299	81.58	0.621	14:34:46.747	
9 -	31.844	21.988	53.832	80.78	1.154	14:35:40.579	

P7		33		Mark BISWELL		Yamaha FZR600R - Bizzle Bikesport	
IDEAL LAP TIME : 52.202		BEST LAP TIME : 52.429		DIFFERENCE : 0.227			
LAP	SECTOR 1	SECTOR 2	LAP TIME	MPH	DIFF	TIME OF DAY	
1 -		21.843	1:00.883	71.42	8.454	14:28:39.158	
2 -	32.115	21.467	53.582	81.15	1.153	14:29:32.740	
3 -	31.909	21.373	53.282	81.61	0.853	14:30:26.022	
4 -	32.140	21.197	53.337	81.53	0.908	14:31:19.359	
5 -	31.869	21.063	52.932	82.15	0.503	14:32:12.291	
6 -	31.761	21.070	52.831	82.31	0.402	14:33:05.122	
7 -	31.535	20.894	52.429 (1)	82.94		14:33:57.551	
8 -	31.784	20.822	52.606 (3)	82.66	0.177	14:34:50.157	
9 -	31.380	21.079	52.459 (2)	82.89	0.030	14:35:42.616	

P8		97		Alex MANN		Honda CBR600RR - Michael Jones Jeweller, Esprit Group, Eas	
IDEAL LAP TIME : 51.895		BEST LAP TIME : 52.034		DIFFERENCE : 0.139			
LAP	SECTOR 1	SECTOR 2	LAP TIME	MPH	DIFF	TIME OF DAY	
1 -		21.605	1:00.708	71.63	8.674	14:28:38.983	
2 -	32.594	21.467	54.061	80.43	2.027	14:29:33.044	
3 -	32.253	21.118	53.371	81.47	1.337	14:30:26.415	
4 -	32.264	21.524	53.788	80.84	1.754	14:31:20.203	
5 -	32.075	21.361	53.436	81.37	1.402	14:32:13.639	
6 -	31.614	20.793	52.407 (2)	82.97	0.373	14:33:06.046	
7 -	31.195	20.839	52.034 (1)	83.57		14:33:58.080	
8 -	31.738	20.700	52.438 (3)	82.92	0.404	14:34:50.518	
9 -	31.777	20.939	52.716	82.49	0.682	14:35:43.234	

BMCRC - MRO Championships 2024 - Rnd 1 @ Brands Hatch Indy

BMCRC Thunderbike Sport & Supertwins

RACE 11 - SECTOR ANALYSIS



SECTOR 1 = FL to I1, SECTOR 2 = I1 to FL, DIFF = Difference To Personal Best Lap, P = Crossed Finish Line in Pit Lane, D = Time Disallowed

P9 2		Andrew GILL		Kawasaki ZXR400 -			
IDEAL LAP TIME : 52.752		BEST LAP TIME : 52.943		DIFFERENCE : 0.191			
LAP	SECTOR 1	SECTOR 2	LAP TIME	MPH	DIFF	TIME OF DAY	
1 -		21.336	58.938	73.78	5.995	14:28:37.213	
2 -	32.232	21.580	53.812	80.81	0.869	14:29:31.025	
3 -	31.751	21.376	53.127 (3)	81.85	0.184	14:30:24.152	
4 -	32.207	21.132	53.339	81.52	0.396	14:31:17.491	
5 -	32.050	21.175	53.225	81.70	0.282	14:32:10.716	
6 -	31.998	21.184	53.182	81.76	0.239	14:33:03.898	
7 -	31.827	21.116	52.943 (1)	82.13		14:33:56.841	
8 -	31.992	21.001	52.993 (2)	82.05	0.050	14:34:49.834	
9 -	32.090	21.421	53.511	81.26	0.568	14:35:43.345	

P10 48		Shaun WALLIS		Yamaha R6 - MBC Despatch Racing			
IDEAL LAP TIME : 53.292		BEST LAP TIME : 53.449		DIFFERENCE : 0.157			
LAP	SECTOR 1	SECTOR 2	LAP TIME	MPH	DIFF	TIME OF DAY	
1 -		21.673	59.947	72.53	6.498	14:28:38.222	
2 -	32.391	21.568	53.959	80.59	0.510	14:29:32.181	
3 -	32.144	21.546	53.690	80.99	0.241	14:30:25.871	
4 -	32.621	21.505	54.126	80.34	0.677	14:31:19.997	
5 -	32.112	21.337	53.449 (1)	81.35		14:32:13.446	
6 -	32.317	21.418	53.735	80.92	0.286	14:33:07.181	
7 -	32.159	21.484	53.643 (3)	81.06	0.194	14:34:00.824	
8 -	32.140	21.636	53.776	80.86	0.327	14:34:54.600	
9 -	31.955	21.497	53.452 (2)	81.35	0.003	14:35:48.052	

P11 58 SUP		Michael ALLEN		Kawasaki ER6 -			
IDEAL LAP TIME : 53.634		BEST LAP TIME : 53.655		DIFFERENCE : 0.021			
LAP	SECTOR 1	SECTOR 2	LAP TIME	MPH	DIFF	TIME OF DAY	
1 -		21.574	1:00.384	72.01	6.729	14:28:38.659	
2 -	32.465	21.418	53.883 (3)	80.70	0.228	14:29:32.542	
3 -	32.819	21.558	54.377	79.97	0.722	14:30:26.919	
4 -	32.529	21.481	54.010	80.51	0.355	14:31:20.929	
5 -	32.603	21.531	54.134	80.33	0.479	14:32:15.063	
6 -	32.694	22.041	54.735	79.44	1.080	14:33:09.798	
7 -	32.778	21.591	54.369	79.98	0.714	14:34:04.167	
8 -	32.216	21.439	53.655 (1)	81.04		14:34:57.822	
9 -	32.252	21.470	53.722 (2)	80.94	0.067	14:35:51.544	

P12 81 SUP		Malvern MAY		Aprilia RS660 - IMP racing			
IDEAL LAP TIME : 53.075		BEST LAP TIME : 53.256		DIFFERENCE : 0.181			
LAP	SECTOR 1	SECTOR 2	LAP TIME	MPH	DIFF	TIME OF DAY	
1 -		22.259	1:03.144	68.86	9.888	14:28:41.419	
2 -	32.427	21.737	54.164	80.28	0.908	14:29:35.583	
3 -	32.018	21.474	53.492 (2)	81.29	0.236	14:30:29.075	
4 -	32.199	21.057	53.256 (1)	81.65		14:31:22.331	
5 -	32.359	21.289	53.648	81.05	0.392	14:32:15.979	
6 -	32.408	21.896	54.304	80.07	1.048	14:33:10.283	
7 -	32.736	21.663	54.399	79.93	1.143	14:34:04.682	
8 -	32.132	21.434	53.566 (3)	81.18	0.310	14:34:58.248	
9 -	32.064	21.617	53.681	81.00	0.425	14:35:51.929	

BMCRC - MRO Championships 2024 - Rnd 1 @ Brands Hatch Indy

BMCRC Thunderbike Sport & Supertwins

RACE 11 - SECTOR ANALYSIS



SECTOR 1 = FL to I1, SECTOR 2 = I1 to FL, DIFF = Difference To Personal Best Lap, P = Crossed Finish Line in Pit Lane, D = Time Disallowed

P13 75		Stewart MAY		Honda CBR600F - Mucking fagic		
IDEAL LAP TIME : 53.567		BEST LAP TIME : 53.657		DIFFERENCE : 0.090		
LAP	SECTOR 1	SECTOR 2	LAP TIME	MPH	DIFF	TIME OF DAY
1 -		21.855	1:01.392	70.83	7.735	14:28:39.667
2 -	32.872	21.447	54.319	80.05	0.662	14:29:33.986
3 -	32.500	21.303	53.803 (3)	80.82	0.146	14:30:27.789
4 -	32.580	21.077	53.657 (1)	81.04		14:31:21.446
5 -	32.666	21.067	53.733 (2)	80.92	0.076	14:32:15.179
6 -	32.521	21.813	54.334	80.03	0.677	14:33:09.513
7 -	32.749	21.526	54.275	80.12	0.618	14:34:03.788
8 -	32.827	21.300	54.127	80.34	0.470	14:34:57.915
9 -	34.206	21.166	55.372	78.53	1.715	14:35:53.287

P14 15		Daniel MERCER		Yamaha R6 - Merc&Co Racing		
IDEAL LAP TIME : 53.366		BEST LAP TIME : 53.692		DIFFERENCE : 0.326		
LAP	SECTOR 1	SECTOR 2	LAP TIME	MPH	DIFF	TIME OF DAY
1 -		21.706	1:01.624	70.56	7.932	14:28:39.899
2 -	33.091	21.219	54.310	80.07	0.618	14:29:34.209
3 -	32.492	21.221	53.713 (2)	80.95	0.021	14:30:27.922
4 -	32.875	20.874	53.749 (3)	80.90	0.057	14:31:21.671
5 -	32.736	20.956	53.692 (1)	80.99		14:32:15.363
6 -	32.808	21.587	54.395	79.94	0.703	14:33:09.758
7 -	32.966	21.532	54.498	79.79	0.806	14:34:04.256
8 -	32.902	21.062	53.964	80.58	0.272	14:34:58.220
9 -	34.020	21.439	55.459	78.41	1.767	14:35:53.679

P15 3 SUP		Oliver ARBON		Suzuki SV650 - tt plumbing and heating		
IDEAL LAP TIME : 53.905		BEST LAP TIME : 53.905		DIFFERENCE : 0.000		
LAP	SECTOR 1	SECTOR 2	LAP TIME	MPH	DIFF	TIME OF DAY
1 -		22.600	1:02.956	69.07	9.051	14:28:41.231
2 -	32.884	22.017	54.901	79.20	0.996	14:29:36.132
3 -	32.308	22.007	54.315 (3)	80.06	0.410	14:30:30.447
4 -	32.536	22.143	54.679	79.52	0.774	14:31:25.126
5 -	32.448	22.095	54.543	79.72	0.638	14:32:19.669
6 -	33.015	21.742	54.757	79.41	0.852	14:33:14.426
7 -	32.537	21.819	54.356	80.00	0.451	14:34:08.782
8 -	32.368	21.831	54.199 (2)	80.23	0.294	14:35:02.981
9 -	32.301	21.604	53.905 (1)	80.67		14:35:56.886

P16 888 SUP		Brandon WRIGHT		Suzukia SV 650 - 888 Vapour		
IDEAL LAP TIME : 54.434		BEST LAP TIME : 54.541		DIFFERENCE : 0.107		
LAP	SECTOR 1	SECTOR 2	LAP TIME	MPH	DIFF	TIME OF DAY
1 -		21.770	1:01.311	70.92	6.770	14:28:39.586
2 -	32.860	21.681	54.541 (1)	79.73		14:29:34.127
3 -	33.229	21.677	54.906	79.20	0.365	14:30:29.033
4 -	32.991	21.733	54.724 (3)	79.46	0.183	14:31:23.757
5 -	33.461	21.856	55.317	78.61	0.776	14:32:19.074
6 -	33.726	21.798	55.524	78.31	0.983	14:33:14.598
7 -	33.254	21.574	54.828	79.31	0.287	14:34:09.426
8 -	33.590	21.743	55.333	78.58	0.792	14:35:04.759
9 -	33.094	21.597	54.691 (2)	79.51	0.150	14:35:59.450

BMCRC - MRO Championships 2024 - Rnd 1 @ Brands Hatch Indy

BMCRC Thunderbike Sport & Supertwins

RACE 11 - SECTOR ANALYSIS



SECTOR 1 = FL to I1, SECTOR 2 = I1 to FL, DIFF = Difference To Personal Best Lap, P = Crossed Finish Line in Pit Lane, D = Time Disallowed

P17 115		James SVENSEN		Suzuki SV650S - Team TSR			
IDEAL LAP TIME : 54.237		BEST LAP TIME : 54.237		DIFFERENCE : 0.000			
LAP	SECTOR 1	SECTOR 2	LAP TIME	MPH	DIFF	TIME OF DAY	
1 -		22.473	1:03.251	68.75	9.014	14:28:41.526	
2 -	32.889	21.871	54.760	79.41	0.523	14:29:36.286	
3 -	33.873	22.023	55.896	77.79	1.659	14:30:32.182	
4 -	33.084	21.861	54.945	79.14	0.708	14:31:27.127	
5 -	32.996	21.749	54.745	79.43	0.508	14:32:21.872	
6 -	32.857	21.929	54.786	79.37	0.549	14:33:16.658	
7 -	32.863	21.777	54.640 (2)	79.58	0.403	14:34:11.298	
8 -	32.723	21.960	54.683 (3)	79.52	0.446	14:35:05.981	
9 -	32.596	21.641	54.237 (1)	80.17		14:36:00.218	

P18 77		Joe WHITE		Suzuki GSXR 600 MAIN - The Race Shack /Just In Graphics			
IDEAL LAP TIME : 54.302		BEST LAP TIME : 54.432		DIFFERENCE : 0.130			
LAP	SECTOR 1	SECTOR 2	LAP TIME	MPH	DIFF	TIME OF DAY	
1 -		22.617	1:04.429	67.49	9.997	14:28:42.704	
2 -	34.240	22.046	56.286	77.25	1.854	14:29:38.990	
3 -	33.832	21.909	55.741	78.01	1.309	14:30:34.731	
4 -	33.843	21.937	55.780	77.95	1.348	14:31:30.511	
5 -	33.069	21.865	54.934	79.16	0.502	14:32:25.445	
6 -	33.080	21.766	54.846	79.28	0.414	14:33:20.291	
7 -	32.847	21.585	54.432 (1)	79.89		14:34:14.723	
8 -	32.978	21.531	54.509 (3)	79.77	0.077	14:35:09.232	
9 -	32.771	21.680	54.451 (2)	79.86	0.019	14:36:03.683	

P19 51		Paul BEESLEY		Yamaha R6 -			
IDEAL LAP TIME : 54.741		BEST LAP TIME : 54.903		DIFFERENCE : 0.162			
LAP	SECTOR 1	SECTOR 2	LAP TIME	MPH	DIFF	TIME OF DAY	
1 -		22.365	1:04.063	67.87	9.160	14:28:42.338	
2 -	32.956	22.142	55.098	78.92	0.195	14:29:37.436	
3 -	33.313	22.224	55.537	78.30	0.634	14:30:32.973	
4 -	33.599	22.177	55.776	77.96	0.873	14:31:28.749	
5 -	33.212	22.251	55.463	78.40	0.560	14:32:24.212	
6 -	32.891	22.058	54.949 (2)	79.13	0.046	14:33:19.161	
7 -	33.053	21.850	54.903 (1)	79.20		14:34:14.064	
8 -	33.247	22.177	55.424	78.46	0.521	14:35:09.488	
9 -	33.111	21.981	55.092 (3)	78.93	0.189	14:36:04.580	

P20 181 SUP		Neil CONNELL		Suzuki SV650 - Helite Air Vests			
IDEAL LAP TIME : 54.184		BEST LAP TIME : 54.266		DIFFERENCE : 0.082			
LAP	SECTOR 1	SECTOR 2	LAP TIME	MPH	DIFF	TIME OF DAY	
1 -		22.751	1:04.110	67.82	9.844	14:28:42.385	
2 -	34.010	22.380	56.390	77.11	2.124	14:29:38.775	
3 -	33.595	22.459	56.054	77.57	1.788	14:30:34.829	
4 -	33.907	22.359	56.266	77.28	2.000	14:31:31.095	
5 -	32.844	22.265	55.109	78.90	0.843	14:32:26.204	
6 -	32.846	22.024	54.870 (3)	79.25	0.604	14:33:21.074	
7 -	32.444	21.822	54.266 (1)	80.13		14:34:15.340	
8 -	32.682	21.871	54.553 (2)	79.71	0.287	14:35:09.893	
9 -	33.134	21.740	54.874	79.24	0.608	14:36:04.767	

BMCRC - MRO Championships 2024 - Rnd 1 @ Brands Hatch Indy

BMCRC Thunderbike Sport & Supertwins

RACE 11 - SECTOR ANALYSIS



SECTOR 1 = FL to I1, SECTOR 2 = I1 to FL, DIFF = Difference To Personal Best Lap, P = Crossed Finish Line in Pit Lane, D = Time Disallowed

P21 137		Colin McPHERSON		Yamaha R6 -		
IDEAL LAP TIME : 54.847		BEST LAP TIME : 54.932		DIFFERENCE : 0.085		
LAP	SECTOR 1	SECTOR 2	LAP TIME	MPH	DIFF	TIME OF DAY
1 -		22.724	1:05.533	66.35	10.601	14:28:43.808
2 -	34.128	22.143	56.271	77.27	1.339	14:29:40.079
3 -	33.715	22.002	55.717	78.04	0.785	14:30:35.796
4 -	33.610	22.255	55.865	77.84	0.933	14:31:31.661
5 -	33.062	21.870	54.932 (1)	79.16		14:32:26.593
6 -	33.273	21.785	55.058 (2)	78.98	0.126	14:33:21.651
7 -	33.340	21.834	55.174 (3)	78.81	0.242	14:34:16.825
8 -	33.808	22.020	55.828	77.89	0.896	14:35:12.653
9 -	33.657	22.262	55.919	77.76	0.987	14:36:08.572

P22 5 R		Logan STONE		Yamaha R6 -		
IDEAL LAP TIME : 55.536		BEST LAP TIME : 55.839		DIFFERENCE : 0.303		
LAP	SECTOR 1	SECTOR 2	LAP TIME	MPH	DIFF	TIME OF DAY
1 -		23.020	1:06.178	65.70	10.339	14:28:44.453
2 -	34.288	22.053	56.341	77.18	0.502	14:29:40.794
3 -	33.483	22.356	55.839 (1)	77.87		14:30:36.633
4 -	33.843	22.168	56.011 (2)	77.63	0.172	14:31:32.644
5 -	33.954	22.251	56.205	77.37	0.366	14:32:28.849
6 -	33.722	22.377	56.099 (3)	77.51	0.260	14:33:24.948
7 -	34.152	22.461	56.613	76.81	0.774	14:34:21.561
8 -	34.799	22.448	57.247	75.96	1.408	14:35:18.808
9 -	34.629	22.349	56.978	76.32	1.139	14:36:15.786

P23 29		Jack WOLFF		Yamaha R6 -		
IDEAL LAP TIME : 55.835		BEST LAP TIME : 55.835		DIFFERENCE : 0.000		
LAP	SECTOR 1	SECTOR 2	LAP TIME	MPH	DIFF	TIME OF DAY
1 -		22.854	1:04.937	66.96	9.102	14:28:43.212
2 -	34.083	22.382	56.465 (3)	77.01	0.630	14:29:39.677
3 -	33.749	22.086	55.835 (1)	77.88		14:30:35.512
4 -	34.259	22.157	56.416 (2)	77.08	0.581	14:31:31.928
5 -	34.347	22.498	56.845	76.49	1.010	14:32:28.773
6 -	34.875	22.421	57.296	75.89	1.461	14:33:26.069
7 -	34.315	22.613	56.928	76.38	1.093	14:34:22.997
8 -	34.798	22.403	57.201	76.02	1.366	14:35:20.198
9 -	34.477	22.559	57.036	76.24	1.201	14:36:17.234

P24 127		Matthew CHAM		Ducati MONSTER 796 -		
IDEAL LAP TIME : 56.040		BEST LAP TIME : 56.066		DIFFERENCE : 0.026		
LAP	SECTOR 1	SECTOR 2	LAP TIME	MPH	DIFF	TIME OF DAY
1 -		22.570	1:03.718	68.24	7.652	14:28:41.993
2 -	34.224	22.258	56.482 (3)	76.99	0.416	14:29:38.475
3 -	33.782	22.284	56.066 (1)	77.56		14:30:34.541
4 -	34.691	22.589	57.280	75.91	1.214	14:31:31.821
5 -	35.029	22.899	57.928	75.06	1.862	14:32:29.749
6 -	34.714	22.558	57.272	75.92	1.206	14:33:27.021
7 -	34.167	22.302	56.469 (2)	77.00	0.403	14:34:23.490
8 -	34.988	22.292	57.280	75.91	1.214	14:35:20.770
9 -	34.308	22.510	56.818	76.53	0.752	14:36:17.588

BMCRC - MRO Championships 2024 - Rnd 1 @ Brands Hatch Indy

BMCRC Thunderbike Sport & Supertwins

RACE 11 - SECTOR ANALYSIS



SECTOR 1 = FL to I1, SECTOR 2 = I1 to FL, DIFF = Difference To Personal Best Lap, P = Crossed Finish Line in Pit Lane, D = Time Disallowed

P25 27 SUP Ben BROWN		- Hunts Motorcycles				
IDEAL LAP TIME : 56.014		BEST LAP TIME : 56.246		DIFFERENCE : 0.232		
LAP	SECTOR 1	SECTOR 2	LAP TIME	MPH	DIFF	TIME OF DAY
1 -		22.999	1:05.638	66.25	9.392	14:28:43.913
2 -	34.581	22.355	56.936	76.37	0.690	14:29:40.849
3 -	33.882	22.364	56.246 (1)	77.31		14:30:37.095
4 -	34.131	22.266	56.397 (3)	77.10	0.151	14:31:33.492
5 -	33.748	22.605	56.353 (2)	77.16	0.107	14:32:29.845
6 -	34.277	22.634	56.911	76.41	0.665	14:33:26.756
7 -	34.053	22.519	56.572	76.86	0.326	14:34:23.328
8 -	34.723	22.646	57.369	75.80	1.123	14:35:20.697
9 -	34.193	22.797	56.990	76.30	0.744	14:36:17.687

P26 34 Richard HEWITT		Suzuki GXSR 500 - Ducking Quack Racing				
IDEAL LAP TIME : 56.559		BEST LAP TIME : 56.559		DIFFERENCE : 0.000		
LAP	SECTOR 1	SECTOR 2	LAP TIME	MPH	DIFF	TIME OF DAY
1 -		23.424	1:06.744	65.15	10.185	14:28:45.019
2 -	34.573	22.663	57.236	75.97	0.677	14:29:42.255
3 -	34.097	22.462	56.559 (1)	76.88		14:30:38.814
4 -	34.498	22.674	57.172 (3)	76.06	0.613	14:31:35.986
5 -	34.547	22.801	57.348	75.82	0.789	14:32:33.334
6 -	34.697	22.730	57.427	75.72	0.868	14:33:30.761
7 -	34.857	22.852	57.709	75.35	1.150	14:34:28.470
8 -	34.721	22.712	57.433	75.71	0.874	14:35:25.903
9 -	34.295	22.667	56.962 (2)	76.34	0.403	14:36:22.865

P27 891 R Daryl SKINNS		Suzuki GSXR 750 - Indoor Climate Systems				
IDEAL LAP TIME : 58.446		BEST LAP TIME : 58.488		DIFFERENCE : 0.042		
LAP	SECTOR 1	SECTOR 2	LAP TIME	MPH	DIFF	TIME OF DAY
1 -		23.950	1:09.035	62.99	10.547	14:28:47.310
2 -	35.316	23.222	58.538 (2)	74.28	0.050	14:29:45.848
3 -	35.224	23.264	58.488 (1)	74.35		14:30:44.336
4 -	35.511	23.335	58.846 (3)	73.89	0.358	14:31:43.182
5 -	35.743	23.311	59.054	73.63	0.566	14:32:42.236
6 -	35.840	23.269	59.109	73.56	0.621	14:33:41.345
7 -	36.365	23.650	1:00.015	72.45	1.527	14:34:41.360
8 -	36.240	23.449	59.689	72.85	1.201	14:35:41.049

P28 53 R Peter HAMMOND		Suzuki SRAD -				
IDEAL LAP TIME : 57.745		BEST LAP TIME : 57.784		DIFFERENCE : 0.039		
LAP	SECTOR 1	SECTOR 2	LAP TIME	MPH	DIFF	TIME OF DAY
1 -		24.097	1:09.351	62.70	11.567	14:28:47.626
2 -	35.884	22.764	58.648	74.14	0.864	14:29:46.274
3 -	35.343	23.085	58.428 (2)	74.42	0.644	14:30:44.702
4 -	35.844	23.720	59.564	73.00	1.780	14:31:44.266
5 -	36.558	23.208	59.766	72.76	1.982	14:32:44.032
6 -	37.967	22.950	1:00.917	71.38	3.133	14:33:44.949
7 -	35.107	22.677	57.784 (1)	75.25		14:34:42.733
8 -	35.068	23.505	58.573 (3)	74.24	0.789	14:35:41.306

BMCRC - MRO Championships 2024 - Rnd 1 @ Brands Hatch Indy

BMCRC Thunderbike Sport & Supertwins

RACE 11 - SECTOR ANALYSIS



SECTOR 1 = FL to I1, SECTOR 2 = I1 to FL, DIFF = Difference To Personal Best Lap, P = Crossed Finish Line in Pit Lane, D = Time Disallowed

P29 333		Andrew HOUGHTON		Husqvarna FS450 - Techoir			
IDEAL LAP TIME : 58.873		BEST LAP TIME : 59.035		DIFFERENCE : 0.162			
LAP	SECTOR 1	SECTOR 2	LAP TIME	MPH	DIFF	TIME OF DAY	
1 -		23.653	1:08.082	63.87	9.047	14:28:46.357	
2 -	35.518	23.663	59.181 (3)	73.47	0.146	14:29:45.538	
3 -	35.244	23.835	59.079 (2)	73.60	0.044	14:30:44.617	
4 -	35.770	24.153	59.923	72.56	0.888	14:31:44.540	
5 -	36.307	23.735	1:00.042	72.42	1.007	14:32:44.582	
6 -	36.994	23.636	1:00.630	71.72	1.595	14:33:45.212	
7 -	35.546	23.708	59.254	73.38	0.219	14:34:44.466	
8 -	35.406	23.629	59.035 (1)	73.66		14:35:43.501	

P30 175 R		Tom SVENSEN		Suzuki SV650 - Team TSR			
IDEAL LAP TIME : 59.465		BEST LAP TIME : 59.597		DIFFERENCE : 0.132			
LAP	SECTOR 1	SECTOR 2	LAP TIME	MPH	DIFF	TIME OF DAY	
1 -		24.070	1:08.970	63.04	9.373	14:28:47.245	
2 -	36.924	23.928	1:00.852	71.46	1.255	14:29:48.097	
3 -	36.231	23.634	59.865 (3)	72.64	0.268	14:30:47.962	
4 -	36.064	23.749	59.813 (2)	72.70	0.216	14:31:47.775	
5 -	36.056	24.342	1:00.398	71.99	0.801	14:32:48.173	
6 -	36.978	24.038	1:01.016	71.26	1.419	14:33:49.189	
7 -	36.446	24.119	1:00.565	71.80	0.968	14:34:49.754	
8 -	35.831	23.766	59.597 (1)	72.96		14:35:49.351	

P31 55 R		Magnus MANSON-CHUBB		Kawasaki ZXR400L -			
IDEAL LAP TIME : 59.808		BEST LAP TIME : 59.808		DIFFERENCE : 0.000			
LAP	SECTOR 1	SECTOR 2	LAP TIME	MPH	DIFF	TIME OF DAY	
1 -		25.181	1:11.032	61.21	11.224	14:28:49.307	
2 -	36.795	23.979	1:00.774 (3)	71.55	0.966	14:29:50.081	
3 -	36.853	24.048	1:00.901	71.40	1.093	14:30:50.982	
4 -	36.455	23.881	1:00.336 (2)	72.07	0.528	14:31:51.318	
5 -	36.059	23.749	59.808 (1)	72.70		14:32:51.126	
6 -	37.221	24.916	1:02.137	69.98	2.329	14:33:53.263	
7 -	37.350	24.599	1:01.949	70.19	2.141	14:34:55.212	
8 -	38.330	24.543	1:02.873	69.16	3.065	14:35:58.085	

P32 100 SUP		Craig HOWTON		Kawasaki ER6N - ME			
IDEAL LAP TIME : 54.352		BEST LAP TIME : 54.604		DIFFERENCE : 0.252			
LAP	SECTOR 1	SECTOR 2	LAP TIME	MPH	DIFF	TIME OF DAY	
1 -		22.105	1:02.280	69.82	7.676	14:28:40.555	
2 -	33.019	21.802	54.821	79.32	0.217	14:29:35.376	
3 -	32.755	21.954	54.709 (2)	79.48	0.105	14:30:30.085	
4 -	32.652	21.952	54.604 (1)	79.63		14:31:24.689	
5 -	32.691	22.058	54.749 (3)	79.42	0.145	14:32:19.438	
6 -	32.759	21.997	54.756	79.41	0.152	14:33:14.194	
7 -	33.120	21.700	54.820	79.32	0.216	14:34:09.014	

BMCRC - MRO Championships 2024 - Rnd 1 @ Brands Hatch Indy

BMCRC Thunderbike Sport & Supertwins

RACE 11 - BEST SECTORS

SECTOR 1			SECTOR 2			IDEAL / BEST COMPARISON						
POS	NO	NAME	TIME	NO	NAME	TIME	POS	NO	NAME	IDEAL	BEST	DIFF
									PERFECT LAP	51.121		
1	61	HARRIS	30.720	9	WETHERELL	20.401	1	9	WETHERELL	51.140	51.140	0.000
2	9	WETHERELL	30.739	61	HARRIS	20.523	2	61	HARRIS	51.243	51.281	0.038
3	54	JAMISON	30.949	69	RUSSO	20.567	3	54	JAMISON	51.611	51.613	0.002
4	97	MANN	31.195	54	JAMISON	20.662	4	97	MANN	51.895	52.034	0.139
5	33	BISWELL	31.380	97	MANN	20.700	5	69	RUSSO	52.011	52.011	0.000
6	19	BASTABLE	31.392	33	BISWELL	20.822	6	33	BISWELL	52.202	52.429	0.227
7	79	O'MARA	31.436	15	MERCER	20.874	7	79	O'MARA	52.533	52.533	0.000
8	69	RUSSO	31.444	2	GILL	21.001	8	19	BASTABLE	52.580	52.678	0.098
9	2	GILL	31.751	81	MAY	21.057	9	2	GILL	52.752	52.943	0.191
10	48	WALLIS	31.955	75	MAY	21.067	10	81	MAY	53.075	53.256	0.181
11	81	MAY	32.018	79	O'MARA	21.097	11	48	WALLIS	53.292	53.449	0.157
12	58	ALLEN	32.216	19	BASTABLE	21.188	12	15	MERCER	53.366	53.692	0.326
13	3	ARBON	32.301	48	WALLIS	21.337	13	75	MAY	53.567	53.657	0.090
14	181	CONNELL	32.444	58	ALLEN	21.418	14	58	ALLEN	53.634	53.655	0.021
15	15	MERCER	32.492	77	WHITE	21.531	15	3	ARBON	53.905	53.905	0.000
16	75	MAY	32.500	888	WRIGHT	21.574	16	181	CONNELL	54.184	54.266	0.082
17	115	SVENSEN	32.596	3	ARBON	21.604	17	115	SVENSEN	54.237	54.237	0.000
18	100	HOWTON	32.652	115	SVENSEN	21.641	18	77	WHITE	54.302	54.432	0.130
19	77	WHITE	32.771	100	HOWTON	21.700	19	100	HOWTON	54.352	54.604	0.252
20	888	WRIGHT	32.860	181	CONNELL	21.740	20	888	WRIGHT	54.434	54.541	0.107
21	51	BEESLEY	32.891	137	McPHERSON	21.785	21	51	BEESLEY	54.741	54.903	0.162
22	137	McPHERSON	33.062	51	BEESLEY	21.850	22	137	McPHERSON	54.847	54.932	0.085
23	5	STONE	33.483	5	STONE	22.053	23	5	STONE	55.536	55.839	0.303
24	27	BROWN	33.748	29	WOLFF	22.086	24	29	WOLFF	55.835	55.835	0.000
25	29	WOLFF	33.749	127	CHAM	22.258	25	27	BROWN	56.014	56.246	0.232
26	127	CHAM	33.782	27	BROWN	22.266	26	127	CHAM	56.040	56.066	0.026
27	34	HEWITT	34.097	34	HEWITT	22.462	27	34	HEWITT	56.559	56.559	0.000
28	53	HAMMOND	35.068	53	HAMMOND	22.677	28	53	HAMMOND	57.745	57.784	0.039
29	891	SKINNS	35.224	891	SKINNS	23.222	29	891	SKINNS	58.446	58.488	0.042
30	333	HOUGHTON	35.244	333	HOUGHTON	23.629	30	333	HOUGHTON	58.873	59.035	0.162
31	175	SVENSEN	35.831	175	SVENSEN	23.634	31	175	SVENSEN	59.465	59.597	0.132
32	55	MANSON-CHUBB	36.059	55	MANSON-CHUBB	23.749	32	55	MANSON-CHUBB	59.808	59.808	0.000

BMCRC - MRO Championships 2024 - Rnd 1 @ Brands Hatch Indy

BMCRC Thunderbike Sport & Supertwins

RACE 11 - STATISTICS

Competitors Started 32
Planned Start 2024-03-16 @ 14:20:00.000
Actual Start 2024-03-16 @ 14:27:38.274
Finish Time 2024-03-16 @ 14:35:28.026
Track Length 1.2079mi.
Total Laps 281
Total Distance Covered 339.4327mi.

Session Fastest Lap History

NO	CL	NAME	LAP TIME	TIME OF DAY	LAP	VEHICLE
9		Matt WETHERELL	51.140	14:29:25.453	2	Suzuki GSXR 600

Session Leader History

NO	CL	NAME	FROM LAP	LAPS LED	DISTANCE	VEHICLE
9		Matt WETHERELL	1	9	10.87 miles	Suzuki GSXR 600

Flag History

TYPE	TIME OF DAY
GREEN	14:27:38.274
FINISH	14:35:28.026

Flag Statistics

TYPE	COUNT	TOTAL LAPS	TOTAL TIME
Green	1	9	8:52.035
Red	0	0	0.000
Safety Car	0	0	0.000
FCY	0	0	0.000

BMCRC - MRO Championships 2024 - Rnd 1 @ Brands Hatch Indy

BMCRC Thunderbike Sport & Supertwins

RACE 11 - STATISTICS

CLASS :

17 Starters

Fastest Lap History

NO	NAME	LAP TIME	TIME OF DAY	LAP	VEHICLE
9	Matt WETHERELL	51.140	14:29:25.453	2	Suzuki GSXR 600

Leader History

NO	NAME	FROM LAP	LAPS LED	DISTANCE	VEHICLE
9	Matt WETHERELL	1	9	10.87 miles	Suzuki GSXR 600

BMCRC - MRO Championships 2024 - Rnd 1 @ Brands Hatch Indy

BMCRC Thunderbike Sport & Supertwins

RACE 11 - STATISTICS

CLASS : R

5 Starters

Fastest Lap History

NO	NAME	LAP TIME	TIME OF DAY	LAP	VEHICLE
5	Logan STONE	56.341	14:29:40.795	2	Yamaha R6
5	Logan STONE	55.839	14:30:36.635	3	Yamaha R6

Leader History

NO	NAME	FROM LAP	LAPS LED	DISTANCE	VEHICLE
5	Logan STONE	1	9	10.87 miles	Yamaha R6

BMCRC - MRO Championships 2024 - Rnd 1 @ Brands Hatch Indy

BMCRC Thunderbike Sport & Supertwins

RACE 11 - STATISTICS

CLASS : SUP

10 Starters

Fastest Lap History

NO	NAME	LAP TIME	TIME OF DAY	LAP	VEHICLE
61	Cameron HARRIS	51.906	14:29:27.423	2	Aprilla RS660
61	Cameron HARRIS	51.770	14:30:19.192	3	Aprilla RS660
61	Cameron HARRIS	51.696	14:31:10.889	4	Aprilla RS660
61	Cameron HARRIS	51.561	14:32:02.450	5	Aprilla RS660
61	Cameron HARRIS	51.424	14:33:45.440	7	Aprilla RS660
61	Cameron HARRIS	51.281	14:35:28.151	9	Aprilla RS660

Leader History

NO	NAME	FROM LAP	LAPS LED	DISTANCE	VEHICLE
61	Cameron HARRIS	1	9	10.87 miles	Aprilla RS660



BMCRC - MRO Championships 2024 - Rnd 1 @ Brands Hatch Indy

BMCRC Thunderbike Sport & Supertwins

RACE 22 - GRID (9 Laps)

ROW 12	36		35	76 Dean FARNWORTH	34	46 Richard HODGES	
ROW 11		33	22 Darren DOWDS	32	55 Magnus MANSON-CHUBB	31	175 Tom SVENSEN
ROW 10	30	333 Andrew HOUGHTON	29	891 Daryl SKINNS	28	53 Peter HAMMOND	
ROW 9		27	34 Richard HEWITT	26	27 Ben BROWN	25	127 Matthew CHAM
ROW 8	24	5 Logan STONE	23	29 Jack WOLFF	22	137 Colin McPHERSON	
ROW 7		21	51 Paul BEESLEY	20	100 Craig HOWTON	19	888 Brandon WRIGHT
ROW 6	18	77 Joe WHITE	17	181 Neil CONNELL	16	115 James SVENSEN	
ROW 5		15	3 Oliver ARBON	14	15 Daniel MERCER	13	75 Stewart MAY
ROW 4	12	58 Michael ALLEN	11	48 Shaun WALLIS	10	81 Malvern MAY	
ROW 3		9	2 Andrew GILL	8	19 Simon BASTABLE	7	79 James O'MARA
ROW 2	6	33 Mark BISWELL	5	97 Alex MANN	4	69 Tony RUSSO	
ROW 1		3	54 Adam JAMISON	2	61 Cameron HARRIS	1	9 Matt WETHERELL
							Pole

These results are provisional until the conclusion of any judicial and technical matters.

Brands Hatch Indy: 1.2079 miles

Clerk Of Course:	Stewards:	Timekeeper:	<i>Craig Smith</i>	
------------------	-----------	-------------	--------------------	--

Results can be found at www.tsl-timing.com

Printed - 14:38 Saturday, 16 March 2024





**BMCRC
THUNDERBIKE
SPORT**



**BMCRC
SUPERTWINS**

BMCRC - MRO Championships 2024 - Rnd 1 @ Brands Hatch Indy

BMCRC Thunderbike Sport & Supertwins

RACE 22 - CLASSIFICATION

Race Distance: 7 Laps / 8.45 miles

POS	NO	CL	PIC	NAME	ENTRY	LAPS	TIME	GAP	DIFF	MPH	BEST	ON	GRD	↑↓
1	9		1	Matt WETHERELL	Suzuki GSXR 600 - Lamonde Racing	7	6:09.994			82.27	51.858	2	1	0
2	69		2	Tony RUSSO	Yamaha R6 - Wymark Lubricants	7	6:15.465	5.471	5.471	81.07	52.141	6	4	2
3	54		3	Adam JAMISON	Yamaha R6 - Team AJR	7	6:15.579	5.585	0.114	81.04	52.211	6	3	0
4	19	SUP	1	Simon BASTABLE	BMW F900R - WSCperformance.co.uk	7	6:21.731	11.737	6.152	79.74	53.362	7	8	4
5	79	SUP	2	James O'MARA	BMW F900R - BRP Machining Ltd - Alton Compressor Servic	7	6:21.841	11.847	0.110	79.71	53.354	5	7	2
6	48		4	Shaun WALLIS	Yamaha R6 - MBC Despatch Racing	7	6:23.430	13.436	1.589	79.38	53.123	4	11	5
7	33		5	Mark BISWELL	Yamaha FZR600R - Bizzle Bikesport	7	6:23.992	13.998	0.562	79.27	53.042	6	6	-1
8	97		6	Alex MANN	Honda CBR600RR - Michael Jones Jeweller, Esprit Group, f	7	6:24.045	14.051	0.053	79.26	53.153	6	5	-3
9	15		7	Daniel MERCER	Yamaha R6 - Merc&Co Racing	7	6:30.232	20.238	6.187	78.00	53.765	7	14	5
10	75		8	Stewart MAY	Honda CBR600F - Mucking fagig	7	6:31.396	21.402	1.164	77.77	54.557	5	13	3
11	81	SUP	3	Malvern MAY	Aprilia RS660 - IMP racing	7	6:37.251	27.257	5.855	76.62	55.033	7	10	-1
12	100	SUP	4	Craig HOWTON	Kawasaki ER6N - ME	7	6:37.614	27.620	0.363	76.55	55.198	7	20	8
13	3	SUP	5	Oliver ARBON	Suzuki SV650 - tt plumbing and heating	7	6:37.643	27.649	0.029	76.55	55.379	4	15	2
14	115		9	James SVENSEN	Suzuki SV650S - Team TSR	7	6:39.330	29.336	1.687	76.22	55.451	6	16	2
15	77		10	Joe WHITE	Suzuki GSXR 600 MAIN - The Race Shack /Just In Graphics	7	6:41.807	31.813	2.477	75.75	55.823	4	18	3
16	137		11	Colin McPHERSON	Yamaha R6 -	7	6:43.461	33.467	1.654	75.44	55.622	5	22	6
17	888	SUP	6	Brandon WRIGHT	Suzukia SV 650 - 888 Vapour	7	6:43.932	33.938	0.471	75.35	55.739	6	19	2
18	5	R	1	Logan STONE	Yamaha R6 -	7	6:45.158	35.164	1.226	75.13	56.212	5	24	6
19	51		12	Paul BEESLEY	Yamaha R6 -	7	6:50.136	40.142	4.978	74.21	57.077	4	21	2
20	181	SUP	7	Neil CONNELL	Suzuki SV650 - Helite Air Vests	7	6:51.445	41.451	1.309	73.98	57.223	4	17	-3
21	34		13	Richard HEWITT	Suzuki GXSR 500 - Ducking Quack Racing	7	6:57.985	47.991	6.540	72.82	58.215	7	27	6
22	53	R	2	Peter HAMMOND	Suzuki SRAD -	7	7:05.148	55.154	7.163	71.59	59.209	4	28	6
23	891*	R	3	Daryl SKINNS	Suzuki GSXR 750 - Indoor Climate Systems	7	7:05.276	55.282	0.128	71.57	58.707	2	29	6
24	175	R	4	Tom SVENSEN	Suzuki SV650 - Team TSR	7	7:05.699	55.705	0.423	71.50	59.163	5	31	7
25	46	SUP	8	Richard HODGES	Suzuki SV650 -	7	7:06.173	56.179	0.474	71.42	58.588	5	34	9
26	333		14	Andrew HOUGHTON	Husqvarna FS450 - Techoir	7	7:08.721	58.727	2.548	71.00	59.053	5	30	4
27	55	R	5	Magnus MANSON-CHUBB	Kawasaki ZXR400L -	6	6:17.918	1 Lap	1 Lap	69.04	1:00.122	2	32	5

NOT CLASSIFIED

DNF	29			Jack WOLFF	Yamaha R6 -	5	5:00.671	2 Laps	1 Lap	72.31	58.200	2	23	
DNF	2			Andrew GILL	Kawasaki ZXR400 -	2	1:56.034	5 Laps	3 Laps	74.95	54.931	2	9	
DNF	58	SUP		Michael ALLEN	Kawasaki ER6 -	1	59.953	6 Laps	1 Lap	72.53			12	

FASTEST LAP

	9			Matt WETHERELL	Suzuki GSXR 600 - Lamonde Racing	2	51.858			83.85 mph	134.95 kph			
	79	SUP		James O'MARA	BMW F900R - BRP Machining Ltd - Alton Compressor Servic	5	53.354			81.50 mph	131.16 kph			
	5	R		Logan STONE	Yamaha R6 -	5	56.212			77.36 mph	124.50 kph			

Comments:

* No. 891 - Please fit a working transponder
 Class - 92.5% of Race Speed = 76.09 mph
 Class SUP - 92.5% of Race Speed = 73.75 mph
 Class R - 92.5% of Race Speed = 69.49 mph

Weather / Track : Cloudy / Dry

Date: 16/03/2024 Start: 17:56 Finish: 18:02

These results are provisional until the conclusion of any judicial and technical matters.

Brands Hatch Indy: 1.2079 miles

Clerk Of Course:	Stewards:	Timekeeper: <i>Craig Smith</i>	
------------------	-----------	-----------------------------------	--

Results can be found at www.tsl-timing.com

Printed - 18:06 Saturday, 16 March 2024



BMCRC - MRO Championships 2024 - Rnd 1 @ Brands Hatch Indy

BMCRC Thunderbike Sport & Supertwins

RACE 22 - LAP CHART

LAP 1 @ 17:57:41.711			LAP 3 @ 17:59:25.933			LAP 5 @ 18:01:10.087			LAP 6 @ 18:02:02.577		
NO	BEHIND	LAP TIME	NO	BEHIND	LAP TIME	NO	BEHIND	LAP TIME	NO	BEHIND	LAP TIME
9		56.099	9		52.364	9		52.228	9	5.585	52.800
54	2.773	58.872	54	5.145	53.443	69	5.925	52.468	55	1 Lap	1:03.767
79	2.808	58.907	69	5.420	52.812	54	6.093	52.471	19	11.737	53.362
69	2.979	59.078	79	7.317	53.946	79	10.138	53.354	79	11.847	53.552
19	3.068	59.167	19	7.425	53.927	19	10.359	53.639	48	13.436	53.662
58	3.854	59.953	33	9.515	54.370	48	11.792	53.162	33	13.998	53.579
33	4.277	1:00.376	48	9.661	54.413	33	12.896	53.584	97	14.051	53.321
48	4.468	1:00.567	97	9.907	54.498	97	13.096	53.680	15	20.238	53.765
97	4.694	1:00.793	75	11.771	55.911	75	17.203	54.557	75	21.402	55.015
2	5.004	1:01.103	15	12.072	55.120	15	17.391	54.612	81	27.257	55.033
75	5.032	1:01.131	3	15.657	56.285	3	22.266	55.384	100	27.620	55.198
15	6.004	1:02.103	81	15.729	56.438	81	22.317	55.357	3	27.649	55.506
3	7.069	1:03.168	100	15.747	56.188	100	22.705	55.346	115	29.336	56.076
81	7.285	1:03.384	115	16.190	56.300	115	23.328	55.727	77	31.813	56.065
115	7.458	1:03.557	77	17.744	56.706	77	25.386	55.973	137	33.467	56.682
100	7.529	1:03.628	888	18.428	56.708	137	26.339	55.622	888	33.938	56.761
77	8.130	1:04.229	5	19.073	57.041	888	26.957	56.194	5	35.164	56.747
888	8.270	1:04.369	137	19.219	56.868	5	27.533	56.212	51	40.142	57.964
5	8.484	1:04.583	51	20.100	57.252	51	30.343	57.320	181	41.451	57.931
51	9.267	1:05.366	181	20.706	57.237	181	31.369	57.594	34	47.991	58.215
181	9.366	1:05.465	29	22.503	58.200	29	36.196	59.218	53	55.154	59.739
137	9.429	1:05.528	34	23.312	59.061	34	36.617	59.108	891	55.282	1:00.214
34	9.995	1:06.094	891	26.039	59.876	891	40.692	59.438	175	55.705	59.467
29	10.325	1:06.424	175	26.862	59.764	175	41.188	59.163	46	56.179	58.821
175	11.100	1:07.199	53	27.143	59.692	53	41.453	59.255	333	58.727	1:00.786
891	11.678	1:07.777	333	28.573	59.231	333	42.613	59.053			
53	12.265	1:08.364	55	28.764	1:00.247	46	44.144	58.588			
55	12.617	1:08.716	46	29.947	59.372	55	49.676	1:02.647			
333	13.543	1:09.642									
46	15.368	1:11.467									

LAP 2 @ 17:58:33.569			LAP 4 @ 18:00:17.859			LAP 6 @ 18:02:02.577		
NO	BEHIND	LAP TIME	NO	BEHIND	LAP TIME	NO	BEHIND	LAP TIME
9		51.858	9		51.926	9		52.490
54	4.066	53.151	69	5.685	52.191	69	5.576	52.141
69	4.972	53.851	54	5.850	52.631	54	5.814	52.211
79	5.735	54.785	19	8.948	53.449	79	11.324	53.676
19	5.862	54.652	79	9.012	53.621	19	11.404	53.535
33	7.509	55.090	48	10.858	53.123	48	12.803	53.501
48	7.612	55.002	33	11.540	53.951	33	13.448	53.042
97	7.773	54.937	97	11.644	53.663	97	13.759	53.153
2	8.077	54.931	75	14.874	55.029	75	19.416	54.703
75	8.224	55.050	15	15.007	54.861	15	19.502	54.601
15	9.316	55.170	3	19.110	55.379	3	25.172	55.396
81	11.655	56.228	81	19.188	55.385	81	25.253	55.426
3	11.736	56.525	100	19.587	55.766	100	25.451	55.236
100	11.923	56.252	115	19.829	55.565	115	26.289	55.451
115	12.254	56.654	77	21.641	55.823	77	28.777	55.881
77	13.402	57.130	137	22.945	55.652	137	29.814	55.965
888	14.084	57.672	888	22.991	56.489	888	30.206	55.739
5	14.396	57.770	5	23.549	56.402	5	31.446	56.403
137	14.715	57.144	51	25.251	57.077	51	35.207	57.354
51	15.212	57.803	181	26.003	57.223	181	36.549	57.670
181	15.833	58.325	29	29.206	58.629	34	42.805	58.678
34	16.615	58.478	34	29.737	58.351	891	48.097	59.895
29	16.667	58.200	891	33.482	59.369	53	48.444	59.481
891	18.527	58.707	175	34.253	59.317	175	49.267	1:00.569
175	19.462	1:00.220	53	34.426	59.209	46	50.387	58.733
53	19.815	59.408	333	35.788	59.141	333	50.970	1:00.847
55	20.881	1:00.122	46	37.784	59.763			
333	21.706	1:00.021	55	39.257	1:02.419			
46	22.939	59.429						

LAP 7 @ 18:02:55.606		
NO	BEHIND	LAP TIME
9		53.029
69	5.471	52.924

BMCRC - MRO Championships 2024 - Rnd 1 @ Brands Hatch Indy

BMCRC Thunderbike Sport & Supertwins

RACE 22 - POSITION CHART

No	Name	Lap							
		Pos	1	2	3	4	5	6	7
9	WETHERELL	1	9	9	9	9	9	9	9
54	JAMISON	2	54	54	54	69	69	69	69
69	RUSSO	3	79	69	69	54	54	54	54
97	MANN	4	69	79	79	19	79	79	19
33	BISWELL	5	19	19	19	79	19	19	79
79	O'MARA	6	58	33	33	48	48	48	48
19	BASTABLE	7	33	48	48	33	33	33	33
2	GILL	8	48	97	97	97	97	97	97
81	MAY	9	97	2	75	75	75	75	15
48	WALLIS	10	2	75	15	15	15	15	75
58	ALLEN	11	75	15	3	3	3	3	81
75	MAY	12	15	81	81	81	81	81	100
15	MERCER	13	3	3	100	100	100	100	3
3	ARBON	14	81	100	115	115	115	115	115
115	SVENSEN	15	115	115	77	77	77	77	77
181	CONNELL	16	100	77	888	137	137	137	137
77	WHITE	17	77	888	5	888	888	888	888
888	WRIGHT	18	888	5	137	5	5	5	5
100	HOWTON	19	5	137	51	51	51	51	51
51	BEESELEY	20	51	51	181	181	181	181	181
137	McPHERSON	21	181	181	29	29	29	34	34
29	WOLFF	22	137	34	34	34	34	891	53
5	STONE	23	34	29	891	891	891	53	891
34	HEWITT	24	29	891	175	175	175	175	175
53	HAMMOND	25	175	175	53	53	53	46	46
891	SKINNS	26	891	53	333	333	333	333	333
333	HOUGHTON	27	53	55	55	46	46	55	
175	SVENSEN	28	55	333	46	55	55		
55	MANSON-CHUBB	29	333	46					
46	HODGES	30	46						

BMCRC - MRO Championships 2024 - Rnd 1 @ Brands Hatch Indy

BMCRC Thunderbike Sport & Supertwins

RACE 22 - SECTOR ANALYSIS



SECTOR 1 = FL to I1, SECTOR 2 = I1 to FL, DIFF = Difference To Personal Best Lap, P = Crossed Finish Line in Pit Lane, D = Time Disallowed

P1 9		Matt WETHERELL		Suzuki GSXR 600 - Lamonde Racing			
IDEAL LAP TIME : 51.734		BEST LAP TIME : 51.858		DIFFERENCE : 0.124			
LAP	SECTOR 1	SECTOR 2	LAP TIME	MPH	DIFF	TIME OF DAY	
1 -		20.812	56.099	77.51	4.241	17:57:41.711	
2 -	31.111	20.747	51.858 (1)	83.85		17:58:33.569	
3 -	31.656	20.708	52.364	83.04	0.506	17:59:25.933	
4 -	31.026	20.900	51.926 (2)	83.74	0.068	18:00:17.859	
5 -	31.360	20.868	52.228 (3)	83.26	0.370	18:01:10.087	
6 -	31.538	20.952	52.490	82.84	0.632	18:02:02.577	
7 -	32.131	20.898	53.029	82.00	1.171	18:02:55.606	

P2 69		Tony RUSSO		Yamaha R6 - Wymark Lubricants			
IDEAL LAP TIME : 51.847		BEST LAP TIME : 52.141		DIFFERENCE : 0.294			
LAP	SECTOR 1	SECTOR 2	LAP TIME	MPH	DIFF	TIME OF DAY	
1 -		21.274	59.078	73.60	6.937	17:57:44.690	
2 -	32.776	21.075	53.851	80.75	1.710	17:58:38.541	
3 -	32.025	20.787	52.812	82.34	0.671	17:59:31.353	
4 -	31.143	21.048	52.191 (2)	83.32	0.050	18:00:23.544	
5 -	31.574	20.894	52.468 (3)	82.88	0.327	18:01:16.012	
6 -	31.437	20.704	52.141 (1)	83.40		18:02:08.153	
7 -	31.585	21.339	52.924	82.16	0.783	18:03:01.077	

P3 54		Adam JAMISON		Yamaha R6 - Team AJR			
IDEAL LAP TIME : 52.084		BEST LAP TIME : 52.211		DIFFERENCE : 0.127			
LAP	SECTOR 1	SECTOR 2	LAP TIME	MPH	DIFF	TIME OF DAY	
1 -		21.742	58.872	73.86	6.661	17:57:44.484	
2 -	31.724	21.427	53.151	81.81	0.940	17:58:37.635	
3 -	32.396	21.047	53.443	81.36	1.232	17:59:31.078	
4 -	31.409	21.222	52.631 (3)	82.62	0.420	18:00:23.709	
5 -	31.587	20.884	52.471 (2)	82.87	0.260	18:01:16.180	
6 -	31.536	20.675	52.211 (1)	83.28		18:02:08.391	
7 -	31.502	21.298	52.800	82.35	0.589	18:03:01.191	

P4 19 SUP		Simon BASTABLE		BMW F900R - WSCperformance.co.uk			
IDEAL LAP TIME : 53.281		BEST LAP TIME : 53.362		DIFFERENCE : 0.081			
LAP	SECTOR 1	SECTOR 2	LAP TIME	MPH	DIFF	TIME OF DAY	
1 -		21.664	59.167	73.49	5.805	17:57:44.779	
2 -	32.976	21.676	54.652	79.56	1.290	17:58:39.431	
3 -	32.528	21.399	53.927	80.63	0.565	17:59:33.358	
4 -	31.957	21.492	53.449 (2)	81.35	0.087	18:00:26.807	
5 -	32.315	21.324	53.639	81.07	0.277	18:01:20.446	
6 -	32.037	21.498	53.535 (3)	81.22	0.173	18:02:13.981	
7 -	31.982	21.380	53.362 (1)	81.49		18:03:07.343	

P5 79 SUP		James O'MARA		BMW F900R - BRP Machining Ltd - Alton Compressor Services			
IDEAL LAP TIME : 53.344		BEST LAP TIME : 53.354		DIFFERENCE : 0.010			
LAP	SECTOR 1	SECTOR 2	LAP TIME	MPH	DIFF	TIME OF DAY	
1 -		21.886	58.907	73.82	5.553	17:57:44.519	
2 -	33.061	21.724	54.785	79.37	1.431	17:58:39.304	
3 -	32.486	21.460	53.946	80.61	0.592	17:59:33.250	
4 -	32.266	21.355	53.621 (3)	81.09	0.267	18:00:26.871	
5 -	32.009	21.345	53.354 (1)	81.50		18:01:20.225	
6 -	32.029	21.647	53.676	81.01	0.322	18:02:13.901	
7 -	32.217	21.335	53.552 (2)	81.20	0.198	18:03:07.453	

BMCRC - MRO Championships 2024 - Rnd 1 @ Brands Hatch Indy

BMCRC Thunderbike Sport & Supertwins

RACE 22 - SECTOR ANALYSIS



SECTOR 1 = FL to I1, SECTOR 2 = I1 to FL, DIFF = Difference To Personal Best Lap, P = Crossed Finish Line in Pit Lane, D = Time Disallowed

P6 48		Shaun WALLIS		Yamaha R6 - MBC Despatch Racing		
IDEAL LAP TIME : 53.079		BEST LAP TIME : 53.123		DIFFERENCE : 0.044		
LAP	SECTOR 1	SECTOR 2	LAP TIME	MPH	DIFF	TIME OF DAY
1 -		21.838	1:00.567	71.79	7.444	17:57:46.179
2 -	33.249	21.753	55.002	79.06	1.879	17:58:41.181
3 -	32.923	21.490	54.413	79.91	1.290	17:59:35.594
4 -	32.053	21.070	53.123 (1)	81.85		18:00:28.717
5 -	32.009	21.153	53.162 (2)	81.79	0.039	18:01:21.879
6 -	32.233	21.268	53.501 (3)	81.28	0.378	18:02:15.380
7 -	32.030	21.632	53.662	81.03	0.539	18:03:09.042

P7 33		Mark BISWELL		Yamaha FZR600R - Bizzle Bikesport		
IDEAL LAP TIME : 53.042		BEST LAP TIME : 53.042		DIFFERENCE : 0.000		
LAP	SECTOR 1	SECTOR 2	LAP TIME	MPH	DIFF	TIME OF DAY
1 -		21.717	1:00.376	72.02	7.334	17:57:45.988
2 -	33.247	21.843	55.090	78.93	2.048	17:58:41.078
3 -	32.836	21.534	54.370	79.98	1.328	17:59:35.448
4 -	32.601	21.350	53.951	80.60	0.909	18:00:29.399
5 -	32.194	21.390	53.584 (3)	81.15	0.542	18:01:22.983
6 -	31.888	21.154	53.042 (1)	81.98		18:02:16.025
7 -	32.094	21.485	53.579 (2)	81.16	0.537	18:03:09.604

P8 97		Alex MANN		Honda CBR600RR - Michael Jones Jeweller, Esprit Group, Eas		
IDEAL LAP TIME : 53.124		BEST LAP TIME : 53.153		DIFFERENCE : 0.029		
LAP	SECTOR 1	SECTOR 2	LAP TIME	MPH	DIFF	TIME OF DAY
1 -		21.835	1:00.793	71.53	7.640	17:57:46.405
2 -	33.255	21.682	54.937	79.15	1.784	17:58:41.342
3 -	32.965	21.533	54.498	79.79	1.345	17:59:35.840
4 -	32.356	21.307	53.663 (3)	81.03	0.510	18:00:29.503
5 -	32.226	21.454	53.680	81.00	0.527	18:01:23.183
6 -	31.817	21.336	53.153 (1)	81.81		18:02:16.336
7 -	31.920	21.401	53.321 (2)	81.55	0.168	18:03:09.657

P9 15		Daniel MERCER		Yamaha R6 - Merc&Co Racing		
IDEAL LAP TIME : 53.755		BEST LAP TIME : 53.765		DIFFERENCE : 0.010		
LAP	SECTOR 1	SECTOR 2	LAP TIME	MPH	DIFF	TIME OF DAY
1 -		21.756	1:02.103	70.02	8.338	17:57:47.715
2 -	33.679	21.491	55.170	78.82	1.405	17:58:42.885
3 -	33.905	21.215	55.120	78.89	1.355	17:59:38.005
4 -	33.128	21.733	54.861	79.26	1.096	18:00:32.866
5 -	33.213	21.399	54.612 (3)	79.62	0.847	18:01:27.478
6 -	33.472	21.129	54.601 (2)	79.64	0.836	18:02:22.079
7 -	32.626	21.139	53.765 (1)	80.88		18:03:15.844

P10 75		Stewart MAY		Honda CBR600F - Mucking fagic		
IDEAL LAP TIME : 54.401		BEST LAP TIME : 54.557		DIFFERENCE : 0.156		
LAP	SECTOR 1	SECTOR 2	LAP TIME	MPH	DIFF	TIME OF DAY
1 -		21.504	1:01.131	71.13	6.574	17:57:46.743
2 -	33.468	21.582	55.050	78.99	0.493	17:58:41.793
3 -	34.345	21.566	55.911	77.77	1.354	17:59:37.704
4 -	33.178	21.851	55.029	79.02	0.472	18:00:32.733
5 -	32.897	21.660	54.557 (1)	79.70		18:01:27.290
6 -	33.083	21.620	54.703 (2)	79.49	0.146	18:02:21.993
7 -	33.188	21.827	55.015 (3)	79.04	0.458	18:03:17.008

BMCRC - MRO Championships 2024 - Rnd 1 @ Brands Hatch Indy

BMCRC Thunderbike Sport & Supertwins

RACE 22 - SECTOR ANALYSIS



SECTOR 1 = FL to I1, SECTOR 2 = I1 to FL, DIFF = Difference To Personal Best Lap, P = Crossed Finish Line in Pit Lane, D = Time Disallowed

P11 81 SUP Malvern MAY		Aprilia RS660 - IMP racing				
IDEAL LAP TIME : 55.033		BEST LAP TIME : 55.033		DIFFERENCE : 0.000		
LAP	SECTOR 1	SECTOR 2	LAP TIME	MPH	DIFF	TIME OF DAY
1 -		22.790	1:03.384	68.60	8.351	17:57:48.996
2 -	33.715	22.513	56.228	77.33	1.195	17:58:45.224
3 -	33.895	22.543	56.438	77.05	1.405	17:59:41.662
4 -	33.116	22.269	55.385 (3)	78.51	0.352	18:00:37.047
5 -	33.017	22.340	55.357 (2)	78.55	0.324	18:01:32.404
6 -	33.008	22.418	55.426	78.45	0.393	18:02:27.830
7 -	32.874	22.159	55.033 (1)	79.01		18:03:22.863

P12 100 SUP Craig HOWTON		Kawasaki ER6N - ME				
IDEAL LAP TIME : 55.025		BEST LAP TIME : 55.198		DIFFERENCE : 0.173		
LAP	SECTOR 1	SECTOR 2	LAP TIME	MPH	DIFF	TIME OF DAY
1 -		22.771	1:03.628	68.34	8.430	17:57:49.240
2 -	33.984	22.268	56.252	77.30	1.054	17:58:45.492
3 -	33.996	22.192	56.188	77.39	0.990	17:59:41.680
4 -	33.601	22.165	55.766	77.97	0.568	18:00:37.446
5 -	33.326	22.020	55.346 (3)	78.57	0.148	18:01:32.792
6 -	33.106	22.130	55.236 (2)	78.72	0.038	18:02:28.028
7 -	33.005	22.193	55.198 (1)	78.78		18:03:23.226

P13 3 SUP Oliver ARBON		Suzuki SV650 - tt plumbing and heating				
IDEAL LAP TIME : 55.268		BEST LAP TIME : 55.379		DIFFERENCE : 0.111		
LAP	SECTOR 1	SECTOR 2	LAP TIME	MPH	DIFF	TIME OF DAY
1 -		22.888	1:03.168	68.84	7.789	17:57:48.780
2 -	34.088	22.437	56.525	76.93	1.146	17:58:45.305
3 -	33.978	22.307	56.285	77.26	0.906	17:59:41.590
4 -	33.356	22.023	55.379 (1)	78.52		18:00:36.969
5 -	33.245	22.139	55.384 (2)	78.51	0.005	18:01:32.353
6 -	33.297	22.099	55.396 (3)	78.50	0.017	18:02:27.749
7 -	33.456	22.050	55.506	78.34	0.127	18:03:23.255

P14 115 James SVENSEN		Suzuki SV650S - Team TSR				
IDEAL LAP TIME : 55.316		BEST LAP TIME : 55.451		DIFFERENCE : 0.135		
LAP	SECTOR 1	SECTOR 2	LAP TIME	MPH	DIFF	TIME OF DAY
1 -		23.072	1:03.557	68.42	8.106	17:57:49.169
2 -	34.361	22.293	56.654	76.75	1.203	17:58:45.823
3 -	34.000	22.300	56.300	77.23	0.849	17:59:42.123
4 -	33.612	21.953	55.565 (2)	78.26	0.114	18:00:37.688
5 -	33.532	22.195	55.727 (3)	78.03	0.276	18:01:33.415
6 -	33.376	22.075	55.451 (1)	78.42		18:02:28.866
7 -	33.363	22.713	56.076	77.54	0.625	18:03:24.942

P15 77 Joe WHITE		Suzuki GSXR 600 MAIN - The Race Shack /Just In Graphics				
IDEAL LAP TIME : 55.642		BEST LAP TIME : 55.823		DIFFERENCE : 0.181		
LAP	SECTOR 1	SECTOR 2	LAP TIME	MPH	DIFF	TIME OF DAY
1 -		22.754	1:04.229	67.70	8.406	17:57:49.841
2 -	34.683	22.447	57.130	76.11	1.307	17:58:46.971
3 -	34.413	22.293	56.706	76.68	0.883	17:59:43.677
4 -	33.520	22.303	55.823 (1)	77.89		18:00:39.500
5 -	33.688	22.285	55.973 (3)	77.69	0.150	18:01:35.473
6 -	33.759	22.122	55.881 (2)	77.81	0.058	18:02:31.354
7 -	33.777	22.288	56.065	77.56	0.242	18:03:27.419

BMCRC - MRO Championships 2024 - Rnd 1 @ Brands Hatch Indy

BMCRC Thunderbike Sport & Supertwins

RACE 22 - SECTOR ANALYSIS



SECTOR 1 = FL to I1, SECTOR 2 = I1 to FL, DIFF = Difference To Personal Best Lap, P = Crossed Finish Line in Pit Lane, D = Time Disallowed

P16 137		Colin McPHERSON		Yamaha R6 -		
IDEAL LAP TIME : 55.520		BEST LAP TIME : 55.622		DIFFERENCE : 0.102		
LAP	SECTOR 1	SECTOR 2	LAP TIME	MPH	DIFF	TIME OF DAY
1 -		22.910	1:05.528	66.36	9.906	17:57:51.140
2 -	34.625	22.519	57.144	76.09	1.522	17:58:48.284
3 -	34.562	22.306	56.868	76.46	1.246	17:59:45.152
4 -	33.545	22.107	55.652 (2)	78.13	0.030	18:00:40.804
5 -	33.647	21.975	55.622 (1)	78.18		18:01:36.426
6 -	33.790	22.175	55.965 (3)	77.70	0.343	18:02:32.391
7 -	34.383	22.299	56.682	76.71	1.060	18:03:29.073

P17 888 SUP		Brandon WRIGHT		Suzukia SV 650 - 888 Vapour		
IDEAL LAP TIME : 55.739		BEST LAP TIME : 55.739		DIFFERENCE : 0.000		
LAP	SECTOR 1	SECTOR 2	LAP TIME	MPH	DIFF	TIME OF DAY
1 -		23.221	1:04.369	67.55	8.630	17:57:49.981
2 -	35.465	22.207	57.672	75.40	1.933	17:58:47.653
3 -	34.287	22.421	56.708	76.68	0.969	17:59:44.361
4 -	34.087	22.402	56.489 (3)	76.98	0.750	18:00:40.850
5 -	33.959	22.235	56.194 (2)	77.38	0.455	18:01:37.044
6 -	33.651	22.088	55.739 (1)	78.01		18:02:32.783
7 -	34.399	22.362	56.761	76.61	1.022	18:03:29.544

P18 5 R		Logan STONE		Yamaha R6 -		
IDEAL LAP TIME : 56.183		BEST LAP TIME : 56.212		DIFFERENCE : 0.029		
LAP	SECTOR 1	SECTOR 2	LAP TIME	MPH	DIFF	TIME OF DAY
1 -		22.757	1:04.583	67.33	8.371	17:57:50.195
2 -	35.385	22.385	57.770	75.27	1.558	17:58:47.965
3 -	34.616	22.425	57.041	76.23	0.829	17:59:45.006
4 -	34.164	22.238	56.402 (2)	77.10	0.190	18:00:41.408
5 -	33.945	22.267	56.212 (1)	77.36		18:01:37.620
6 -	34.111	22.292	56.403 (3)	77.09	0.191	18:02:34.023
7 -	34.122	22.625	56.747	76.63	0.535	18:03:30.770

P19 51		Paul BEESLEY		Yamaha R6 -		
IDEAL LAP TIME : 57.034		BEST LAP TIME : 57.077		DIFFERENCE : 0.043		
LAP	SECTOR 1	SECTOR 2	LAP TIME	MPH	DIFF	TIME OF DAY
1 -		23.146	1:05.366	66.52	8.289	17:57:50.978
2 -	35.032	22.771	57.803	75.23	0.726	17:58:48.781
3 -	34.638	22.614	57.252 (2)	75.95	0.175	17:59:46.033
4 -	34.467	22.610	57.077 (1)	76.18		18:00:43.110
5 -	34.424	22.896	57.320 (3)	75.86	0.243	18:01:40.430
6 -	34.705	22.649	57.354	75.82	0.277	18:02:37.784
7 -	34.597	23.367	57.964	75.02	0.887	18:03:35.748

P20 181 SUP		Neil CONNELL		Suzuki SV650 - Helite Air Vests		
IDEAL LAP TIME : 56.991		BEST LAP TIME : 57.223		DIFFERENCE : 0.232		
LAP	SECTOR 1	SECTOR 2	LAP TIME	MPH	DIFF	TIME OF DAY
1 -		23.580	1:05.465	66.42	8.242	17:57:51.077
2 -	35.231	23.094	58.325	74.55	1.102	17:58:49.402
3 -	34.538	22.699	57.237 (2)	75.97	0.014	17:59:46.639
4 -	34.412	22.811	57.223 (1)	75.99		18:00:43.862
5 -	35.015	22.579	57.594 (3)	75.50	0.371	18:01:41.456
6 -	34.713	22.957	57.670	75.40	0.447	18:02:39.126
7 -	34.629	23.302	57.931	75.06	0.708	18:03:37.057

BMCRC - MRO Championships 2024 - Rnd 1 @ Brands Hatch Indy

BMCRC Thunderbike Sport & Supertwins

RACE 22 - SECTOR ANALYSIS



SECTOR 1 = FL to I1, SECTOR 2 = I1 to FL, DIFF = Difference To Personal Best Lap, P = Crossed Finish Line in Pit Lane, D = Time Disallowed

P21 34		Richard HEWITT		Suzuki GXSR 500 - Ducking Quack Racing		
IDEAL LAP TIME : 58.103		BEST LAP TIME : 58.215		DIFFERENCE : 0.112		
LAP	SECTOR 1	SECTOR 2	LAP TIME	MPH	DIFF	TIME OF DAY
1 -		23.155	1:06.094	65.79	7.879	17:57:51.706
2 -	35.478	23.000	58.478 (3)	74.36	0.263	17:58:50.184
3 -	36.043	23.018	59.061	73.62	0.846	17:59:49.245
4 -	35.338	23.013	58.351 (2)	74.52	0.136	18:00:47.596
5 -	35.690	23.418	59.108	73.57	0.893	18:01:46.704
6 -	35.242	23.436	58.678	74.10	0.463	18:02:45.382
7 -	35.103	23.112	58.215 (1)	74.69		18:03:43.597

P22 53 R		Peter HAMMOND		Suzuki SRAD -		
IDEAL LAP TIME : 58.849		BEST LAP TIME : 59.209		DIFFERENCE : 0.360		
LAP	SECTOR 1	SECTOR 2	LAP TIME	MPH	DIFF	TIME OF DAY
1 -		23.431	1:08.364	63.60	9.155	17:57:53.976
2 -	35.820	23.588	59.408 (3)	73.19	0.199	17:58:53.384
3 -	36.210	23.482	59.692	72.85	0.483	17:59:53.076
4 -	35.913	23.296	59.209 (1)	73.44		18:00:52.285
5 -	35.553	23.702	59.255 (2)	73.38	0.046	18:01:51.540
6 -	35.946	23.535	59.481	73.10	0.272	18:02:51.021
7 -	36.098	23.641	59.739	72.79	0.530	18:03:50.760

P23 891 R		Daryl SKINNS		Suzuki GSXR 750 - Indoor Climate Systems		
IDEAL LAP TIME :		BEST LAP TIME : 58.707		DIFFERENCE :		
LAP	SECTOR 1	SECTOR 2	LAP TIME	MPH	DIFF	TIME OF DAY
1 -			1:07.777	64.16	9.070	17:57:53.389
2 -			58.707 (1)	74.07		17:58:52.096
3 -			59.876	72.62	1.169	17:59:51.972
4 -			59.369 (2)	73.24	0.662	18:00:51.341
5 -			59.438 (3)	73.16	0.731	18:01:50.779
6 -			59.895	72.60	1.188	18:02:50.674
7 -			1:00.214	72.21	1.507	18:03:50.888

P24 175 R		Tom SVENSEN		Suzuki SV650 - Team TSR		
IDEAL LAP TIME : 58.597		BEST LAP TIME : 59.163		DIFFERENCE : 0.566		
LAP	SECTOR 1	SECTOR 2	LAP TIME	MPH	DIFF	TIME OF DAY
1 -		23.490	1:07.199	64.71	8.036	17:57:52.811
2 -	36.584	23.636	1:00.220	72.21	1.057	17:58:53.031
3 -	36.041	23.723	59.764	72.76	0.601	17:59:52.795
4 -	35.628	23.689	59.317 (2)	73.31	0.154	18:00:52.112
5 -	35.416	23.747	59.163 (1)	73.50		18:01:51.275
6 -	36.163	24.406	1:00.569	71.79	1.406	18:02:51.844
7 -	36.286	23.181	59.467 (3)	73.12	0.304	18:03:51.311

P25 46 SUP		Richard HODGES		Suzuki SV650 -		
IDEAL LAP TIME : 58.538		BEST LAP TIME : 58.588		DIFFERENCE : 0.050		
LAP	SECTOR 1	SECTOR 2	LAP TIME	MPH	DIFF	TIME OF DAY
1 -		24.115	1:11.467	60.84	12.879	17:57:57.079
2 -	36.018	23.411	59.429	73.17	0.841	17:58:56.508
3 -	35.924	23.448	59.372	73.24	0.784	17:59:55.880
4 -	36.158	23.605	59.763	72.76	1.175	18:00:55.643
5 -	35.417	23.171	58.588 (1)	74.22		18:01:54.231
6 -	35.367	23.366	58.733 (2)	74.04	0.145	18:02:52.964
7 -	35.423	23.398	58.821 (3)	73.92	0.233	18:03:51.785

BMCRC - MRO Championships 2024 - Rnd 1 @ Brands Hatch Indy

BMCRC Thunderbike Sport & Supertwins

RACE 22 - SECTOR ANALYSIS



SECTOR 1 = FL to I1, SECTOR 2 = I1 to FL, DIFF = Difference To Personal Best Lap, P = Crossed Finish Line in Pit Lane, D = Time Disallowed

P26 333		Andrew HOUGHTON		Husqvarna FS450 - Techoir		
IDEAL LAP TIME : 58.941		BEST LAP TIME : 59.053		DIFFERENCE : 0.112		
LAP	SECTOR 1	SECTOR 2	LAP TIME	MPH	DIFF	TIME OF DAY
1 -		24.627	1:09.642	62.44	10.589	17:57:55.254
2 -	36.101	23.920	1:00.021	72.45	0.968	17:58:55.275
3 -	35.441	23.790	59.231 (3)	73.41	0.178	17:59:54.506
4 -	35.412	23.729	59.141 (2)	73.52	0.088	18:00:53.647
5 -	35.212	23.841	59.053 (1)	73.63		18:01:52.700
6 -	35.504	25.343	1:00.847	71.46	1.794	18:02:53.547
7 -	35.880	24.906	1:00.786	71.53	1.733	18:03:54.333

P27 55 R		Magnus MANSON-CHUBB		Kawasaki ZXR400L -		
IDEAL LAP TIME : 59.087		BEST LAP TIME : 1:00.122		DIFFERENCE : 1.035		
LAP	SECTOR 1	SECTOR 2	LAP TIME	MPH	DIFF	TIME OF DAY
1 -		24.169	1:08.716	63.28	8.594	17:57:54.328
2 -	36.558	23.564	1:00.122 (1)	72.32		17:58:54.450
3 -	35.523	24.724	1:00.247 (2)	72.17	0.125	17:59:54.697
4 -	37.397	25.022	1:02.419 (3)	69.66	2.297	18:00:57.116
5 -	37.617	25.030	1:02.647	69.41	2.525	18:01:59.763
6 -	38.329	25.438	1:03.767	68.19	3.645	18:03:03.530

P28 29		Jack WOLFF		Yamaha R6 -		
IDEAL LAP TIME : 58.110		BEST LAP TIME : 58.200		DIFFERENCE : 0.090		
LAP	SECTOR 1	SECTOR 2	LAP TIME	MPH	DIFF	TIME OF DAY
1 -		23.062	1:06.424	65.46	8.224	17:57:52.036
2 -	35.249	22.951	58.200 (1)	74.71		17:58:50.236
3 -	35.339	22.861	58.200 (1)	74.71		17:59:48.436
4 -	35.398	23.231	58.629 (3)	74.17	0.429	18:00:47.065
5 -	35.771	23.447	59.218	73.43	1.018	18:01:46.283

P29 2		Andrew GILL		Kawasaki ZXR400 -		
IDEAL LAP TIME : 54.931		BEST LAP TIME : 54.931		DIFFERENCE : 0.000		
LAP	SECTOR 1	SECTOR 2	LAP TIME	MPH	DIFF	TIME OF DAY
1 -		21.756	1:01.103	71.16	6.172	17:57:46.715
2 -	33.279	21.652	54.931 (1)	79.16		17:58:41.646

P30 58 SUP		Michael ALLEN		Kawasaki ER6 -		
IDEAL LAP TIME :		BEST LAP TIME :		DIFFERENCE :		
LAP	SECTOR 1	SECTOR 2	LAP TIME	MPH	DIFF	TIME OF DAY
1 -		21.672	59.953	72.53		17:57:45.565

BMCRC - MRO Championships 2024 - Rnd 1 @ Brands Hatch Indy

BMCRC Thunderbike Sport & Supertwins

RACE 22 - BEST SECTORS

SECTOR 1			SECTOR 2			IDEAL / BEST COMPARISON						
POS	NO	NAME	TIME	NO	NAME	TIME	POS	NO	NAME	IDEAL	BEST	DIFF
									PERFECT LAP	51.701		
1	9	WETHERELL	31.026	54	JAMISON	20.675	1	9	WETHERELL	51.734	51.858	0.124
2	69	RUSSO	31.143	69	RUSSO	20.704	2	69	RUSSO	51.847	52.141	0.294
3	54	JAMISON	31.409	9	WETHERELL	20.708	3	54	JAMISON	52.084	52.211	0.127
4	97	MANN	31.817	48	WALLIS	21.070	4	33	BISWELL	53.042	53.042	0.000
5	33	BISWELL	31.888	15	MERCER	21.129	5	48	WALLIS	53.079	53.123	0.044
6	19	BASTABLE	31.957	33	BISWELL	21.154	6	97	MANN	53.124	53.153	0.029
7	79	O'MARA	32.009	97	MANN	21.307	7	19	BASTABLE	53.281	53.362	0.081
8	48	WALLIS	32.009	19	BASTABLE	21.324	8	79	O'MARA	53.344	53.354	0.010
9	15	MERCER	32.626	79	O'MARA	21.335	9	15	MERCER	53.755	53.765	0.010
10	81	MAY	32.874	75	MAY	21.504	10	75	MAY	54.401	54.557	0.156
11	75	MAY	32.897	2	GILL	21.652	11	2	GILL	54.931	54.931	0.000
12	100	HOWTON	33.005	58	ALLEN	21.672	12	100	HOWTON	55.025	55.198	0.173
13	3	ARBON	33.245	115	SVENSEN	21.953	13	81	MAY	55.033	55.033	0.000
14	2	GILL	33.279	137	McPHERSON	21.975	14	3	ARBON	55.268	55.379	0.111
15	115	SVENSEN	33.363	100	HOWTON	22.020	15	115	SVENSEN	55.316	55.451	0.135
16	77	WHITE	33.520	3	ARBON	22.023	16	137	McPHERSON	55.520	55.622	0.102
17	137	McPHERSON	33.545	888	WRIGHT	22.088	17	77	WHITE	55.642	55.823	0.181
18	888	WRIGHT	33.651	77	WHITE	22.122	18	888	WRIGHT	55.739	55.739	0.000
19	5	STONE	33.945	81	MAY	22.159	19	5	STONE	56.183	56.212	0.029
20	181	CONNELL	34.412	5	STONE	22.238	20	181	CONNELL	56.991	57.223	0.232
21	51	BEESLEY	34.424	181	CONNELL	22.579	21	51	BEESLEY	57.034	57.077	0.043
22	34	HEWITT	35.103	51	BEESLEY	22.610	22	34	HEWITT	58.103	58.215	0.112
23	333	HOUGHTON	35.212	29	WOLFF	22.861	23	29	WOLFF	58.110	58.200	0.090
24	29	WOLFF	35.249	34	HEWITT	23.000	24	46	HODGES	58.538	58.588	0.050
25	46	HODGES	35.367	46	HODGES	23.171	25	175	SVENSEN	58.597	59.163	0.566
26	175	SVENSEN	35.416	175	SVENSEN	23.181	26	53	HAMMOND	58.849	59.209	0.360
27	55	MANSON-CHUBB	35.523	53	HAMMOND	23.296	27	333	HOUGHTON	58.941	59.053	0.112
28	53	HAMMOND	35.553	55	MANSON-CHUBB	23.564	28	55	MANSON-CHUBB	59.087	1:00.122	1.035
29				333	HOUGHTON	23.729	29	891	SKINNS		58.707	
30							30	58	ALLEN			

BMCRC - MRO Championships 2024 - Rnd 1 @ Brands Hatch Indy

BMCRC Thunderbike Sport & Supertwins

RACE 22 - STATISTICS

Competitors Started 30
Planned Start 2024-03-16 @ 17:15:00.000
Actual Start 2024-03-16 @ 17:56:45.611
Finish Time 2024-03-16 @ 18:02:55.605
Track Length 1.2079mi.
Total Laps 196
Total Distance Covered 236.7573mi.

Session Fastest Lap History

NO	CL	NAME	LAP TIME	TIME OF DAY	LAP	VEHICLE
9		Matt WETHERELL	51.858	17:58:33.583	2	Suzuki GSXR 600

Session Leader History

NO	CL	NAME	FROM LAP	LAPS LED	DISTANCE	VEHICLE
9		Matt WETHERELL	1	7	8.45 miles	Suzuki GSXR 600

Flag History

TYPE	TIME OF DAY
GREEN	17:56:45.611
FINISH	18:02:55.605

Flag Statistics

TYPE	COUNT	TOTAL LAPS	TOTAL TIME
Green	1	7	7:21.670
Red	0	0	0.000
Safety Car	0	0	0.000
FCY	0	0	0.000

BMCRC - MRO Championships 2024 - Rnd 1 @ Brands Hatch Indy

BMCRC Thunderbike Sport & Supertwins

RACE 22 - STATISTICS

CLASS :

16 Starters

Fastest Lap History

NO	NAME	LAP TIME	TIME OF DAY	LAP	VEHICLE
9	Matt WETHERELL	51.858	17:58:33.583	2	Suzuki GSXR 600

Leader History

NO	NAME	FROM LAP	LAPS LED	DISTANCE	VEHICLE
9	Matt WETHERELL	1	7	8.45 miles	Suzuki GSXR 600

BMCRC - MRO Championships 2024 - Rnd 1 @ Brands Hatch Indy

BMCRC Thunderbike Sport & Supertwins

RACE 22 - STATISTICS

CLASS : R

5 Starters

Fastest Lap History

NO	NAME	LAP TIME	TIME OF DAY	LAP	VEHICLE
5	Logan STONE	57.770	17:58:47.966	2	Yamaha R6
5	Logan STONE	57.041	17:59:45.008	3	Yamaha R6
5	Logan STONE	56.402	18:00:41.410	4	Yamaha R6
5	Logan STONE	56.212	18:01:37.621	5	Yamaha R6

Leader History

NO	NAME	FROM LAP	LAPS LED	DISTANCE	VEHICLE
5	Logan STONE	1	7	8.45 miles	Yamaha R6

BMCRC - MRO Championships 2024 - Rnd 1 @ Brands Hatch Indy

BMCRC Thunderbike Sport & Supertwins

RACE 22 - STATISTICS

CLASS : SUP

9 Starters

Fastest Lap History

NO	NAME	LAP TIME	TIME OF DAY	LAP	VEHICLE
79	James O'MARA	54.785	17:58:39.330	2	BMW F900R
19	Simon BASTABLE	54.652	17:58:39.458	2	BMW F900R
79	James O'MARA	53.946	17:59:33.276	3	BMW F900R
19	Simon BASTABLE	53.927	17:59:33.384	3	BMW F900R
19	Simon BASTABLE	53.449	18:00:26.833	4	BMW F900R
79	James O'MARA	53.354	18:01:20.251	5	BMW F900R

Leader History

NO	NAME	FROM LAP	LAPS LED	DISTANCE	VEHICLE
79	James O'MARA	1	3	3.62 miles	BMW F900R
19	Simon BASTABLE	4	1	1.20 miles	BMW F900R
79	James O'MARA	5	2	2.41 miles	BMW F900R
19	Simon BASTABLE	7	1	1.20 miles	BMW F900R



BMCRC THUNDERBIKE SPORT



BMCRC SUPERTWINS

BMCRC - MRO Championships 2024 - Rnd 1 @ Brands Hatch Indy

BMCRC Thunderbike Sport & Supertwins

RACE 11 - GRID (12 Laps)

ROW 12	36		35		34	76 Dean FARNWORTH		
ROW 11		33	22 Darren DOWDS	32	27 Ben BROWN	31	127 Matthew CHAM	
ROW 10		30	1:00.122 55 Magnus MANSON-CHUBB	29	59.209 53 Peter HAMMOND	28	59.163 175 Tom SVENSEN	
ROW 9			59.053 27	333 Andrew HOUGHTON	26	58.707 891 Daryl SKINNS	25	58.588 46 Richard HODGES
ROW 8		24	58.215 34 Richard HEWITT	23	58.200 29 Jack WOLFF	22	57.223 181 Neil CONNELL	
ROW 7			57.077 21	51 Paul BEESLEY	20	56.212 5 Logan STONE	19	55.823 77 Joe WHITE
ROW 6		18	58 Michael ALLEN	17	55.739 888 Brandon WRIGHT	16	55.622 137 Colin McPHERSON	
ROW 5			55.451 15	115 James SVENSEN	14	55.379 3 Oliver ARBON	13	55.198 100 Craig HOWTON
ROW 4		12	55.033 81 Malvern MAY	11	54.931 2 Andrew GILL	10	54.557 75 Stewart MAY	
ROW 3			53.765 9	15 Daniel MERCER	8	53.362 19 Simon BASTABLE	7	53.354 79 James O'MARA
ROW 2		6	53.153 97 Alex MANN	5	53.123 48 Shaun WALLIS	4	53.042 33 Mark BISWELL	
ROW 1			52.211 3	54 Adam JAMISON	2	52.141 69 Tony RUSSO	1	51.858 9 Matt WETHERELL

Pole

These results are provisional until the conclusion of any judicial and technical matters.

Brands Hatch Indy: 1.2079 miles

Clerk Of Course:	Stewards:	Timekeeper:	<i>Craig Smith</i>	
------------------	-----------	-------------	--------------------	--

Results can be found at www.tsl-timing.com

Printed - 18:09 Saturday, 16 March 2024





BMCRC THUNDERBIKE SPORT



BMCRC SUPERTWINS

BMCRC - MRO Championships 2024 - Rnd 1 @ Brands Hatch Indy

BMCRC Thunderbike Sport & Supertwins

RACE 12 - CLASSIFICATION

Race Distance: 9 Laps / 10.87 miles

POS	NO	CL	PIC	NAME	ENTRY	LAPS	TIME	GAP	DIFF	MPH	BEST	ON	GRD	↑↓
1	79	SUP	1	James O'MARA	BMW F900R - BRP Machining Ltd - Alton Compressor Servic	9	8:25.697			77.39	54.726	8	7	6
2	9		1	Matt WETHERELL	Suzuki GSXR 600 - Lamonde Racing	9	8:27.213	1.516	1.516	77.16	55.019	3	1	-1
3	19	SUP	2	Simon BASTABLE	BMW F900R - WSCperformance.co.uk	9	8:29.267	3.570	2.054	76.85	55.280	6	8	5
4	33		2	Mark BISWELL	Yamaha FZR600R - Bizzle Bikesport	9	8:31.234	5.537	1.967	76.55	55.376	6	4	0
5	97		3	Alex MANN	Honda CBR600RR - Michael Jones Jeweller, Esprit Group, £	9	8:31.775	6.078	0.541	76.47	55.360	7	6	1
6	48		4	Shaun WALLIS	Yamaha R6 - MBC Despatch Racing	9	8:43.122	17.425	11.347	74.81	56.608	9	5	-1
7	100	SUP	3	Craig HOWTON	Kawasaki ER6N - ME	9	8:43.343	17.646	0.221	74.78	56.227	9	13	6
8	17	SUP	4	Phil BAKER	BMW F900R - Ashford Accident Repair Centre Ltd	9	8:44.091	18.394	0.748	74.67	56.355	6	35	27
9	81	SUP	5	Malvern MAY	Aprilia RS660 - IMP racing	9	8:44.693	18.996	0.602	74.59	56.457	9	12	3
10	3	SUP	6	Oliver ARBON	Suzuki SV650 - tt plumbing and heating	9	8:44.813	19.116	0.120	74.57	56.746	5	14	4
11	5	R	1	Logan STONE	Yamaha R6 -	9	8:44.816	19.119	0.003	74.57	56.330	6	20	9
12	15		5	Daniel MERCER	Yamaha R6 - Merc&Co Racing	9	8:45.271	19.574	0.455	74.50	56.213	5	9	-3
13	115		6	James SVENSEN	Suzuki SV650S - Team TSR	9	8:58.055	32.358	12.784	72.73	58.028	5	15	2
14	51		7	Paul BEESLEY	Yamaha R6 -	8	8:11.419	1 Lap	1 Lap	70.79	58.281	8	21	7
15	137		8	Colin McPHERSON	Yamaha R6 -	8	8:13.251	1 Lap	1.832	70.52	58.987	7	16	1
16	27	SUP	7	Ben BROWN	- Hunts Motorcycles	8	8:13.578	1 Lap	0.327	70.48	59.059	7	32	16
17	888	SUP	8	Brandon WRIGHT	Suzukia SV 650 - 888 Vapour	8	8:13.991	1 Lap	0.413	70.42	58.900	7	17	0
18	34		9	Richard HEWITT	Suzuki GXSR 500 - Ducking Quack Racing	8	8:14.183	1 Lap	0.192	70.39	1:00.152	5	24	6
19	77		10	Joe WHITE	Suzuki GSXR 600 MAIN - The Race Shack /Just In Graphics	8	8:14.258	1 Lap	0.075	70.38	58.918	8	19	0
20	55	R	2	Magnus MANSON-CHUBB	Kawasaki ZXR400L -	8	8:19.582	1 Lap	5.324	69.63	59.756	5	30	10
21	29		11	Jack WOLFF	Yamaha R6 -	8	8:25.750	1 Lap	6.168	68.78	1:01.029	4	23	2
22	175	R	3	Tom SVENSEN	Suzuki SV650 - Team TSR	8	8:26.403	1 Lap	0.653	68.69	1:00.601	5	28	6
23	53	R	4	Peter HAMMOND	Suzuki SRAD -	8	8:26.789	1 Lap	0.386	68.64	1:00.936	4	29	6
24	46	SUP	9	Richard HODGES	Suzuki SV650 -	8	8:26.943	1 Lap	0.154	68.62	1:00.872	7	25	1
25	891	R	5	Daryl SKINNS	Suzuki GSXR 750 - Indoor Climate Systems	8	8:29.099	1 Lap	2.156	68.33	1:01.125	8	26	1

NOT CLASSIFIED

DNF	69			Tony RUSSO	Yamaha R6 - Wymark Lubricants	8	7:35.220	1 Lap		76.42	55.226	8	2	
DNF	127			Matthew CHAM	Ducati MONSTER 796 -	7	7:27.752	2 Laps	1 Lap	67.98	1:01.892	5	31	
DNF	54			Adam JAMISON	Yamaha R6 - Team AJR	5	4:47.755	4 Laps	2 Laps	75.56	55.633	5	3	
DNF	2			Andrew GILL	Kawasaki ZXR400 -	4	3:53.536	5 Laps	1 Lap	74.48	55.884	4	11	
DNF	75			Stewart MAY	Honda CBR600F - Mucking fagic	0								10

FASTEST LAP

79	SUP	James O'MARA	BMW F900R - BRP Machining Ltd - Alton Compressor Servic	8	54.726	79.46 mph	127.88 kph
9		Matt WETHERELL	Suzuki GSXR 600 - Lamonde Racing	3	55.019	79.03 mph	127.19 kph
5	R	Logan STONE	Yamaha R6 -	6	56.330	77.19 mph	124.23 kph

Comments: Race stopped, results declared
 Class SUP - 92.5% of Race Speed = 71.58 mph
 Class - 92.5% of Race Speed = 71.37 mph
 Class R - 92.5% of Race Speed = 68.97 mph

Red Flag (end of session): 13:57

Weather / Track : Cloudy / Drying

These results are provisional until the conclusion of any judicial and technical matters.

Date: 17/03/2024 Start: 13:48 Finish: 13:56

Brands Hatch Indy: 1.2079 miles

Clerk Of Course:	Stewards:	Timekeeper:	<i>Craig Smith</i>	
------------------	-----------	-------------	--------------------	--

Results can be found at www.tsl-timing.com

Printed - 14:01 Sunday, 17 March 2024



BMCRC - MRO Championships 2024 - Rnd 1 @ Brands Hatch Indy

BMCRC Thunderbike Sport & Supertwins

RACE 12 - LAP CHART

LAP 1 @ 13:49:32.990			LAP 3 @ 13:51:24.167			LAP 5 @ 13:53:14.938			LAP 7		
NO	BEHIND	LAP TIME	NO	BEHIND	LAP TIME	NO	BEHIND	LAP TIME	NO	BEHIND	LAP TIME
9		1:00.795	9		55.019	9		55.053	9		55.519
79	0.295	1:01.090	79	0.331	55.109	79	0.139	55.014	79	0.217	55.180
33	1.678	1:02.473	33	3.216	56.028	19	4.347	55.907	19	4.525	55.280
54	1.759	1:02.554	19	3.323	55.660	33	4.843	55.772	33	5.117	55.376
19	1.853	1:02.648	54	3.579	56.162	54	5.012	55.633	69	6.690	55.653
69	2.355	1:03.150	69	4.776	56.513	69	6.139	55.921	97	7.062	55.812
97	2.722	1:03.517	97	5.131	56.337	97	6.352	56.007	48	13.520	57.134
2	3.716	1:04.511	2	5.680	56.475	48	11.488	57.445	5	13.965	56.330
48	4.258	1:05.053	48	7.822	56.906	5	12.737	56.374	3	14.677	57.020
3	5.200	1:05.995	3	9.625	57.240	3	12.759	56.746	100	14.944	56.521
100	5.599	1:06.394	5	10.561	57.224	100	13.525	56.533	17	15.174	56.355
115	6.251	1:07.046	100	10.666	57.607	17	13.921	56.672	81	15.682	56.781
81	6.349	1:07.144	17	11.092	57.052	81	14.003	56.715	15	16.174	56.950
5	6.664	1:07.459	81	11.213	57.819	15	14.326	56.213	115	24.432	59.779
17	7.075	1:07.870	15	12.062	57.004	115	19.755	58.028	34	33.944	1:00.717
15	7.112	1:07.907	115	13.961	58.777	34	28.329	1:00.152	51	36.398	59.517
34	8.365	1:09.160	34	18.736	1:00.627	137	31.485	1:00.826	137	36.531	1:00.148
888	8.491	1:09.286	137	20.978	1:00.641	27	31.936	1:00.657	27	36.863	1:00.029
77	9.666	1:10.461	27	22.284	1:00.746	51	31.983	1:00.543	888	37.322	59.229
137	9.872	1:10.667	77	22.441	1:01.249	77	32.224	1:00.054	77	37.931	1:00.809
29	10.150	1:10.945	888	22.534	1:02.146	888	33.195	59.980	55	40.573	1:01.081
27	10.434	1:11.229	51	22.910	1:00.853	55	34.594	59.756	29	43.026	1:02.354
51	10.524	1:11.319	29	23.875	1:01.994	29	35.774	1:01.641	175	43.954	1:00.912
127	11.002	1:11.797	127	24.969	1:02.270	53	36.877	1:01.654	53	44.605	1:02.830
46	11.653	1:12.448	53	25.058	1:02.173	175	38.144	1:00.601	127	46.717	1:02.472
55	11.737	1:12.532	55	25.086	1:01.825	127	39.347	1:01.892	46	47.177	1:00.999
53	11.960	1:12.755	175	26.352	1:01.590	891	41.269	1:03.031	891	48.849	1:02.682
175	12.245	1:13.040	891	26.637	1:01.378	46	41.280	1:02.958			
891	12.735	1:13.530	46	27.620	1:02.654						

LAP 2 @ 13:50:29.148			LAP 4 @ 13:52:19.885			LAP 6 @ 13:54:10.040			LAP 8 @ 13:56:00.410		
NO	BEHIND	LAP TIME	NO	BEHIND	LAP TIME	NO	BEHIND	LAP TIME	NO	BEHIND	LAP TIME
9		56.158	9		55.718	9		55.102	79		54.726
79	0.241	56.104	79	0.178	55.565	79	0.217	55.180	9	1.411	56.262
33	2.207	56.687	19	3.493	55.888	19	4.525	55.280	19	4.854	55.363
54	2.436	56.835	33	4.124	56.626	33	5.117	55.376	33	6.345	55.737
19	2.682	56.987	54	4.432	56.571	69	6.690	55.653	69	7.005	55.226
69	3.282	57.085	69	5.271	56.213	97	7.062	55.812	97	7.502	55.450
97	3.813	57.249	97	5.398	55.985	48	13.520	57.134	48	18.299	56.758
2	4.224	56.666	2	5.846	55.884	5	13.965	56.330	5	18.878	57.329
48	5.935	57.835	48	9.096	56.992	3	14.677	57.020	100	18.901	56.652
3	7.404	58.362	3	11.066	57.159	100	14.944	56.521	17	19.226	56.979
100	8.078	58.637	5	11.416	56.573	17	15.174	56.355	3	19.727	57.530
5	8.356	57.850	100	12.045	57.097	81	15.682	56.781	81	20.021	57.424
81	8.413	58.222	17	12.302	56.928	15	16.174	56.950	15	20.760	56.991
17	9.059	58.142	81	12.341	56.846	115	24.432	59.779	115	30.896	58.303
15	10.077	59.123	15	13.166	56.822	34	33.944	1:00.717	51	43.204	58.281
115	10.203	1:00.110	115	16.780	58.537	51	36.398	59.517	137	45.036	59.888
34	13.128	1:00.921	34	23.230	1:00.212	137	36.531	1:00.148	27	45.363	59.811
137	15.356	1:01.642	137	25.712	1:00.452	27	36.863	1:00.029	888	45.776	59.924
888	15.407	1:03.074	27	26.332	59.766	888	37.322	59.229	34	45.968	1:01.298
77	16.211	1:02.703	51	26.493	59.301	77	37.931	1:00.809	77	46.043	58.918
27	16.557	1:02.281	77	27.223	1:00.500	55	40.573	1:01.081	55	51.367	1:00.532
29	16.900	1:02.908	888	28.268	1:01.452	29	43.026	1:02.354			
51	17.076	1:02.710	29	29.186	1:01.029	175	43.954	1:00.912			
127	17.718	1:02.874	55	29.891	1:00.523	53	44.605	1:02.830			
53	17.904	1:02.102	53	30.276	1:00.936	127	46.717	1:02.472			
55	18.280	1:02.701	127	32.508	1:03.257	46	47.177	1:00.999			
175	19.781	1:03.694	175	32.596	1:01.962	891	48.849	1:02.682			
46	19.985	1:04.490	891	33.291	1:02.372						
891	20.278	1:03.701	46	33.375	1:01.473						

LAP 9 @ 13:56:57.892		
NO	BEHIND	LAP TIME
79		57.482
29	1 Lap	1:02.612
175	1 Lap	1:02.753
53	1 Lap	1:02.345
46	1 Lap	1:01.049
9	1.516	57.587
891	1 Lap	1:01.125
19	3.570	56.198
33	5.537	56.674
97	6.078	56.058
48	17.425	56.608
100	17.646	56.227

LAP 7 @ 13:55:05.559		
NO	BEHIND	LAP TIME
9		55.519

Weather / Track : Cloudy / Drying

Brands Hatch Indy: 1.2079 miles
Date: 17/03/2024 Start: 13:48 Finish: 13:56

Results can be found at www.tsl-timing.com

Printed - 14:01 Sunday, 17 March 2024

BMCRC - MRO Championships 2024 - Rnd 1 @ Brands Hatch Indy

BMCRC Thunderbike Sport & Supertwins

RACE 12 - POSITION CHART

No	Name	Lap										
		Pos	1	2	3	4	5	6	7	8	9	
9	WETHERELL	1	9	9	9	9	9	9	9	9	79	79
69	RUSSO	2	79	79	79	79	79	79	79	9	9	
54	JAMISON	3	33	33	33	19	19	19	19	19	19	
33	BISWELL	4	54	54	19	33	33	33	33	33	33	
48	WALLIS	5	19	19	54	54	54	69	69	69	97	
97	MANN	6	69	69	69	69	69	97	97	97	48	
79	O'MARA	7	97	97	97	97	97	48	48	48	100	
19	BASTABLE	8	2	2	2	2	48	5	5	5	17	
15	MERCER	9	48	48	48	48	5	3	3	100	81	
75	MAY	10	3	3	3	3	3	100	17	17	3	
2	GILL	11	100	100	5	5	100	17	100	3	5	
81	MAY	12	115	5	100	100	17	81	81	81	15	
100	HOWTON	13	81	81	17	17	81	15	15	15	115	
3	ARBON	14	5	17	81	81	15	115	115	115		
115	SVENSEN	15	17	15	15	15	115	34	34	51		
137	McPHERSON	16	15	115	115	115	34	51	51	137		
888	WRIGHT	17	34	34	34	34	137	137	137	27		
77	WHITE	18	888	137	137	137	27	27	27	888		
5	STONE	19	77	888	27	27	51	888	888	34		
51	BEESELEY	20	137	77	77	51	77	77	77	77		
29	WOLFF	21	29	27	888	77	888	55	55	55		
34	HEWITT	22	27	29	51	888	55	29	29	29		
46	HODGES	23	51	51	29	29	29	175	175	175		
891	SKINNS	24	127	127	127	55	53	53	53	53		
175	SVENSEN	25	46	53	53	53	175	127	46	46		
53	HAMMOND	26	55	55	55	127	127	46	127	891		
55	MANSON-CHUBB	27	53	175	175	175	891	891	891			
127	CHAM	28	175	46	891	891	46					
27	BROWN	29	891	891	46	46						
17	BAKER	30										

BMCRC - MRO Championships 2024 - Rnd 1 @ Brands Hatch Indy

BMCRC Thunderbike Sport & Supertwins

RACE 12 - SECTOR ANALYSIS



SECTOR 1 = FL to I1, SECTOR 2 = I1 to FL, DIFF = Difference To Personal Best Lap, P = Crossed Finish Line in Pit Lane, D = Time Disallowed

P1 79 SUP James O'MARA		BMW F900R - BRP Machining Ltd - Alton Compressor Services				
IDEAL LAP TIME : 54.624		BEST LAP TIME : 54.726		DIFFERENCE : 0.102		
LAP	SECTOR 1	SECTOR 2	LAP TIME	MPH	DIFF	TIME OF DAY
1 -		22.468	1:01.090	71.18	6.364	13:49:33.285
2 -	33.664	22.440	56.104	77.50	1.378	13:50:29.389
3 -	32.981	22.128	55.109 (3)	78.90	0.383	13:51:24.498
4 -	33.144	22.421	55.565	78.26	0.839	13:52:20.063
5 -	33.278	21.736	55.014 (2)	79.04	0.288	13:53:15.077
6 -	33.191	21.989	55.180	78.80	0.454	13:54:10.257
7 -	32.986	22.441	55.427	78.45	0.701	13:55:05.684
8 -	32.888	21.838	54.726 (1)	79.46		13:56:00.410
9 -	33.644	23.838	57.482	75.65	2.756	13:56:57.892

P2 9 Matt WETHERELL		Suzuki GSXR 600 - Lamonde Racing				
IDEAL LAP TIME : 54.830		BEST LAP TIME : 55.019		DIFFERENCE : 0.189		
LAP	SECTOR 1	SECTOR 2	LAP TIME	MPH	DIFF	TIME OF DAY
1 -		22.415	1:00.795	71.52	5.776	13:49:32.990
2 -	33.727	22.431	56.158	77.43	1.139	13:50:29.148
3 -	32.936	22.083	55.019 (1)	79.03		13:51:24.167
4 -	33.298	22.420	55.718	78.04	0.699	13:52:19.885
5 -	33.159	21.894	55.053 (2)	78.98	0.034	13:53:14.938
6 -	33.121	21.981	55.102 (3)	78.91	0.083	13:54:10.040
7 -	33.055	22.464	55.519	78.32	0.500	13:55:05.559
8 -	33.910	22.352	56.262	77.29	1.243	13:56:01.821
9 -	35.327	22.260	57.587	75.51	2.568	13:56:59.408

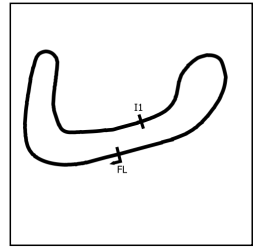
P3 19 SUP Simon BASTABLE		BMW F900R - WSCperformance.co.uk				
IDEAL LAP TIME : 55.157		BEST LAP TIME : 55.280		DIFFERENCE : 0.123		
LAP	SECTOR 1	SECTOR 2	LAP TIME	MPH	DIFF	TIME OF DAY
1 -		22.939	1:02.648	69.41	7.368	13:49:34.843
2 -	34.472	22.515	56.987	76.30	1.707	13:50:31.830
3 -	33.436	22.224	55.660	78.12	0.380	13:51:27.490
4 -	33.743	22.145	55.888	77.80	0.608	13:52:23.378
5 -	33.786	22.121	55.907	77.78	0.627	13:53:19.285
6 -	33.238	22.042	55.280 (1)	78.66		13:54:14.565
7 -	33.123	22.213	55.336 (2)	78.58	0.056	13:55:09.901
8 -	33.329	22.034	55.363 (3)	78.54	0.083	13:56:05.264
9 -	33.574	22.624	56.198	77.38	0.918	13:57:01.462

P4 33 Mark BISWELL		Yamaha FZR600R - Bizzle Bikesport				
IDEAL LAP TIME : 55.376		BEST LAP TIME : 55.376		DIFFERENCE : 0.000		
LAP	SECTOR 1	SECTOR 2	LAP TIME	MPH	DIFF	TIME OF DAY
1 -		22.960	1:02.473	69.60	7.097	13:49:34.668
2 -	34.166	22.521	56.687	76.71	1.311	13:50:31.355
3 -	33.582	22.446	56.028	77.61	0.652	13:51:27.383
4 -	34.026	22.600	56.626	76.79	1.250	13:52:24.009
5 -	33.475	22.297	55.772 (3)	77.97	0.396	13:53:19.781
6 -	33.357	22.019	55.376 (1)	78.52		13:54:15.157
7 -	33.527	22.334	55.861	77.84	0.485	13:55:11.018
8 -	33.418	22.319	55.737 (2)	78.02	0.361	13:56:06.755
9 -	33.633	23.041	56.674	76.73	1.298	13:57:03.429

BMCRC - MRO Championships 2024 - Rnd 1 @ Brands Hatch Indy

BMCRC Thunderbike Sport & Supertwins

RACE 12 - SECTOR ANALYSIS



SECTOR 1 = FL to I1, SECTOR 2 = I1 to FL, DIFF = Difference To Personal Best Lap, P = Crossed Finish Line in Pit Lane, D = Time Disallowed

P5 97 Alex MANN		Honda CBR600RR - Michael Jones Jeweller, Esprit Group, Eas				
IDEAL LAP TIME : 55.089		BEST LAP TIME : 55.360		DIFFERENCE : 0.271		
LAP	SECTOR 1	SECTOR 2	LAP TIME	MPH	DIFF	TIME OF DAY
1 -		22.748	1:03.517	68.46	8.157	13:49:35.712
2 -	34.666	22.583	57.249	75.95	1.889	13:50:32.961
3 -	33.975	22.362	56.337	77.18	0.977	13:51:29.298
4 -	33.751	22.234	55.985	77.67	0.625	13:52:25.283
5 -	33.922	22.085	56.007	77.64	0.647	13:53:21.290
6 -	33.143	22.669	55.812 (3)	77.91	0.452	13:54:17.102
7 -	33.004	22.356	55.360 (1)	78.55		13:55:12.462
8 -	33.261	22.189	55.450 (2)	78.42	0.090	13:56:07.912
9 -	33.062	22.996	56.058	77.57	0.698	13:57:03.970

P6 48 Shaun WALLIS		Yamaha R6 - MBC Despatch Racing				
IDEAL LAP TIME : 56.356		BEST LAP TIME : 56.608		DIFFERENCE : 0.252		
LAP	SECTOR 1	SECTOR 2	LAP TIME	MPH	DIFF	TIME OF DAY
1 -		23.301	1:05.053	66.84	8.445	13:49:37.248
2 -	34.729	23.106	57.835	75.18	1.227	13:50:35.083
3 -	34.262	22.644	56.906 (3)	76.41	0.298	13:51:31.989
4 -	34.345	22.647	56.992	76.30	0.384	13:52:28.981
5 -	34.355	23.090	57.445	75.70	0.837	13:53:26.426
6 -	34.010	23.124	57.134	76.11	0.526	13:54:23.560
7 -	34.742	23.649	58.391	74.47	1.783	13:55:21.951
8 -	34.168	22.590	56.758 (2)	76.61	0.150	13:56:18.709
9 -	33.766	22.842	56.608 (1)	76.81		13:57:15.317

P7 100 SUP Craig HOWTON		Kawasaki ER6N - ME				
IDEAL LAP TIME : 56.193		BEST LAP TIME : 56.227		DIFFERENCE : 0.034		
LAP	SECTOR 1	SECTOR 2	LAP TIME	MPH	DIFF	TIME OF DAY
1 -		24.003	1:06.394	65.49	10.167	13:49:38.589
2 -	35.415	23.222	58.637	74.16	2.410	13:50:37.226
3 -	34.614	22.993	57.607	75.48	1.380	13:51:34.833
4 -	34.446	22.651	57.097	76.16	0.870	13:52:31.930
5 -	33.884	22.649	56.533 (3)	76.92	0.306	13:53:28.463
6 -	34.091	22.430	56.521 (2)	76.93	0.294	13:54:24.984
7 -	34.346	23.329	57.675	75.39	1.448	13:55:22.659
8 -	34.042	22.610	56.652	76.75	0.425	13:56:19.311
9 -	33.918	22.309	56.227 (1)	77.34		13:57:15.538

P8 17 SUP Phil BAKER		BMW F900R - Ashford Accident Repair Centre Ltd				
IDEAL LAP TIME : 56.355		BEST LAP TIME : 56.355		DIFFERENCE : 0.000		
LAP	SECTOR 1	SECTOR 2	LAP TIME	MPH	DIFF	TIME OF DAY
1 -		24.132	1:07.870	64.07	11.515	13:49:40.065
2 -	35.465	22.677	58.142	74.79	1.787	13:50:38.207
3 -	34.339	22.713	57.052	76.22	0.697	13:51:35.259
4 -	34.463	22.465	56.928	76.38	0.573	13:52:32.187
5 -	34.257	22.415	56.672 (3)	76.73	0.317	13:53:28.859
6 -	33.999	22.356	56.355 (1)	77.16		13:54:25.214
7 -	34.340	23.103	57.443	75.70	1.088	13:55:22.657
8 -	34.221	22.758	56.979	76.31	0.624	13:56:19.636
9 -	34.034	22.616	56.650 (2)	76.76	0.295	13:57:16.286

BMCRC - MRO Championships 2024 - Rnd 1 @ Brands Hatch Indy

BMCRC Thunderbike Sport & Supertwins

RACE 12 - SECTOR ANALYSIS



SECTOR 1 = FL to I1, SECTOR 2 = I1 to FL, DIFF = Difference To Personal Best Lap, P = Crossed Finish Line in Pit Lane, D = Time Disallowed

P9 81 SUP Malvern MAY			Aprilia RS660 - IMP racing			
IDEAL LAP TIME : 56.192		BEST LAP TIME : 56.457		DIFFERENCE : 0.265		
LAP	SECTOR 1	SECTOR 2	LAP TIME	MPH	DIFF	TIME OF DAY
1 -		23.539	1:07.144	64.76	10.687	13:49:39.339
2 -	34.955	23.267	58.222	74.69	1.765	13:50:37.561
3 -	34.745	23.074	57.819	75.21	1.362	13:51:35.380
4 -	34.058	22.788	56.846	76.49	0.389	13:52:32.226
5 -	33.785	22.930	56.715 (2)	76.67	0.258	13:53:28.941
6 -	34.246	22.535	56.781 (3)	76.58	0.324	13:54:25.722
7 -	34.135	23.150	57.285	75.91	0.828	13:55:23.007
8 -	34.508	22.916	57.424	75.72	0.967	13:56:20.431
9 -	33.657	22.800	56.457 (1)	77.02		13:57:16.888

P10 3 SUP Oliver ARBON			Suzuki SV650 - tt plumbing and heating			
IDEAL LAP TIME : 56.606		BEST LAP TIME : 56.746		DIFFERENCE : 0.140		
LAP	SECTOR 1	SECTOR 2	LAP TIME	MPH	DIFF	TIME OF DAY
1 -		23.861	1:05.995	65.89	9.249	13:49:38.190
2 -	34.863	23.499	58.362	74.51	1.616	13:50:36.552
3 -	34.254	22.986	57.240	75.97	0.494	13:51:33.792
4 -	34.309	22.850	57.159	76.07	0.413	13:52:30.951
5 -	34.016	22.730	56.746 (1)	76.63		13:53:27.697
6 -	34.365	22.655	57.020 (3)	76.26	0.274	13:54:24.717
7 -	34.526	23.364	57.890	75.11	1.144	13:55:22.607
8 -	34.682	22.848	57.530	75.58	0.784	13:56:20.137
9 -	33.951	22.920	56.871 (2)	76.46	0.125	13:57:17.008

P11 5 R Logan STONE			Yamaha R6 -			
IDEAL LAP TIME : 56.249		BEST LAP TIME : 56.330		DIFFERENCE : 0.081		
LAP	SECTOR 1	SECTOR 2	LAP TIME	MPH	DIFF	TIME OF DAY
1 -		23.722	1:07.459	64.46	11.129	13:49:39.654
2 -	35.429	22.421	57.850	75.17	1.520	13:50:37.504
3 -	34.631	22.593	57.224	75.99	0.894	13:51:34.728
4 -	34.221	22.352	56.573 (3)	76.86	0.243	13:52:31.301
5 -	33.988	22.386	56.374 (2)	77.13	0.044	13:53:27.675
6 -	34.069	22.261	56.330 (1)	77.19		13:54:24.005
7 -	34.871	23.083	57.954	75.03	1.624	13:55:21.959
8 -	34.752	22.577	57.329	75.85	0.999	13:56:19.288
9 -	34.228	23.495	57.723	75.33	1.393	13:57:17.011

P12 15 Daniel MERCER			Yamaha R6 - Merc&Co Racing			
IDEAL LAP TIME : 56.101		BEST LAP TIME : 56.213		DIFFERENCE : 0.112		
LAP	SECTOR 1	SECTOR 2	LAP TIME	MPH	DIFF	TIME OF DAY
1 -		24.294	1:07.907	64.03	11.694	13:49:40.102
2 -	36.195	22.928	59.123	73.55	2.910	13:50:39.225
3 -	34.684	22.320	57.004	76.28	0.791	13:51:36.229
4 -	34.728	22.094	56.822 (3)	76.53	0.609	13:52:33.051
5 -	34.007	22.206	56.213 (1)	77.35		13:53:29.264
6 -	34.476	22.474	56.950	76.35	0.737	13:54:26.214
7 -	35.645	22.320	57.965	75.02	1.752	13:55:24.179
8 -	34.421	22.570	56.991	76.30	0.778	13:56:21.170
9 -	34.110	22.186	56.296 (2)	77.24	0.083	13:57:17.466

BMCRC - MRO Championships 2024 - Rnd 1 @ Brands Hatch Indy

BMCRC Thunderbike Sport & Supertwins

RACE 12 - SECTOR ANALYSIS



SECTOR 1 = FL to I1, SECTOR 2 = I1 to FL, DIFF = Difference To Personal Best Lap, P = Crossed Finish Line in Pit Lane, D = Time Disallowed

P13 115		James SVENSEN		Suzuki SV650S - Team TSR			
IDEAL LAP TIME : 58.020		BEST LAP TIME : 58.028		DIFFERENCE : 0.008			
LAP	SECTOR 1	SECTOR 2	LAP TIME	MPH	DIFF	TIME OF DAY	
1 -		24.122	1:07.046	64.85	9.018	13:49:39.241	
2 -	36.335	23.775	1:00.110	72.34	2.082	13:50:39.351	
3 -	35.626	23.151	58.777	73.98	0.749	13:51:38.128	
4 -	35.434	23.103	58.537	74.28	0.509	13:52:36.665	
5 -	34.917	23.111	58.028 (1)	74.93		13:53:34.693	
6 -	36.230	23.549	59.779	72.74	1.751	13:54:34.472	
7 -	35.295	23.236	58.531 (3)	74.29	0.503	13:55:33.003	
8 -	35.191	23.112	58.303 (2)	74.58	0.275	13:56:31.306	
9 -	35.313	23.631	58.944	73.77	0.916	13:57:30.250	

P14 51		Paul BEESLEY		Yamaha R6 -			
IDEAL LAP TIME : 57.135		BEST LAP TIME : 58.281		DIFFERENCE : 1.146			
LAP	SECTOR 1	SECTOR 2	LAP TIME	MPH	DIFF	TIME OF DAY	
1 -		25.139	1:11.319	60.97	13.038	13:49:43.514	
2 -	37.886	24.824	1:02.710	69.34	4.429	13:50:46.224	
3 -	36.688	24.165	1:00.853	71.46	2.572	13:51:47.077	
4 -	36.157	23.144	59.301 (3)	73.33	1.020	13:52:46.378	
5 -	36.277	24.266	1:00.543	71.82	2.262	13:53:46.921	
6 -	35.817	23.700	59.517	73.06	1.236	13:54:46.438	
7 -	34.858	24.037	58.895 (2)	73.83	0.614	13:55:45.333	
8 -	35.393	22.888	58.281 (1)	74.61		13:56:43.614	

P15 137		Colin McPHERSON		Yamaha R6 -			
IDEAL LAP TIME : 58.676		BEST LAP TIME : 58.987		DIFFERENCE : 0.311			
LAP	SECTOR 1	SECTOR 2	LAP TIME	MPH	DIFF	TIME OF DAY	
1 -		25.148	1:10.667	61.53	11.680	13:49:42.862	
2 -	37.047	24.595	1:01.642	70.54	2.655	13:50:44.504	
3 -	36.977	23.664	1:00.641	71.71	1.654	13:51:45.145	
4 -	36.872	23.580	1:00.452	71.93	1.465	13:52:45.597	
5 -	36.887	23.939	1:00.826	71.49	1.839	13:53:46.423	
6 -	36.421	23.727	1:00.148 (3)	72.29	1.161	13:54:46.571	
7 -	35.652	23.335	58.987 (1)	73.72		13:55:45.558	
8 -	36.375	23.513	59.888 (2)	72.61	0.901	13:56:45.446	

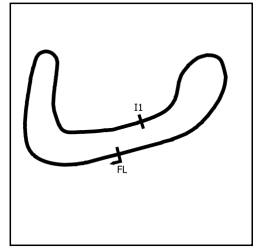
P16 27 SUP		Ben BROWN		- Hunts Motorcycles			
IDEAL LAP TIME : 58.631		BEST LAP TIME : 59.059		DIFFERENCE : 0.428			
LAP	SECTOR 1	SECTOR 2	LAP TIME	MPH	DIFF	TIME OF DAY	
1 -		25.473	1:11.229	61.05	12.170	13:49:43.424	
2 -	37.828	24.453	1:02.281	69.82	3.222	13:50:45.705	
3 -	36.528	24.218	1:00.746	71.58	1.687	13:51:46.451	
4 -	35.868	23.898	59.766 (2)	72.76	0.707	13:52:46.217	
5 -	36.720	23.937	1:00.657	71.69	1.598	13:53:46.874	
6 -	36.504	23.525	1:00.029	72.44	0.970	13:54:46.903	
7 -	35.741	23.318	59.059 (1)	73.63		13:55:45.962	
8 -	36.326	23.485	59.811 (3)	72.70	0.752	13:56:45.773	

P17 888 SUP		Brandon WRIGHT		Suzukia SV 650 - 888 Vapour			
IDEAL LAP TIME : 58.735		BEST LAP TIME : 58.900		DIFFERENCE : 0.165			
LAP	SECTOR 1	SECTOR 2	LAP TIME	MPH	DIFF	TIME OF DAY	
1 -		24.850	1:09.286	62.76	10.386	13:49:41.481	
2 -	38.181	24.893	1:03.074	68.94	4.174	13:50:44.555	
3 -	37.503	24.643	1:02.146	69.97	3.246	13:51:46.701	
4 -	37.595	23.857	1:01.452	70.76	2.552	13:52:48.153	
5 -	36.440	23.540	59.980	72.50	1.080	13:53:48.133	
6 -	35.785	23.444	59.229 (2)	73.42	0.329	13:54:47.362	
7 -	35.478	23.422	58.900 (1)	73.83		13:55:46.262	
8 -	36.299	23.625	59.924 (3)	72.56	1.024	13:56:46.186	

BMCRC - MRO Championships 2024 - Rnd 1 @ Brands Hatch Indy

BMCRC Thunderbike Sport & Supertwins

RACE 12 - SECTOR ANALYSIS



SECTOR 1 = FL to I1, SECTOR 2 = I1 to FL, DIFF = Difference To Personal Best Lap, P = Crossed Finish Line in Pit Lane, D = Time Disallowed

P18 34		Richard HEWITT		Suzuki GXSR 500 - Ducking Quack Racing		
IDEAL LAP TIME : 1:00.095		BEST LAP TIME : 1:00.152		DIFFERENCE : 0.057		
LAP	SECTOR 1	SECTOR 2	LAP TIME	MPH	DIFF	TIME OF DAY
1 -		24.359	1:09.160	62.87	9.008	13:49:41.355
2 -	36.808	24.113	1:00.921	71.38	0.769	13:50:42.276
3 -	36.673	23.954	1:00.627 (3)	71.72	0.475	13:51:42.903
4 -	36.196	24.016	1:00.212 (2)	72.22	0.060	13:52:43.115
5 -	36.253	23.899	1:00.152 (1)	72.29		13:53:43.267
6 -	36.392	24.325	1:00.717	71.62	0.565	13:54:43.984
7 -	36.751	24.345	1:01.096	71.17	0.944	13:55:45.080
8 -	36.586	24.712	1:01.298	70.94	1.146	13:56:46.378

P19 77		Joe WHITE		Suzuki GSXR 600 MAIN - The Race Shack /Just In Graphics		
IDEAL LAP TIME : 58.700		BEST LAP TIME : 58.918		DIFFERENCE : 0.218		
LAP	SECTOR 1	SECTOR 2	LAP TIME	MPH	DIFF	TIME OF DAY
1 -		25.140	1:10.461	61.71	11.543	13:49:42.656
2 -	38.088	24.615	1:02.703	69.35	3.785	13:50:45.359
3 -	37.280	23.969	1:01.249	70.99	2.331	13:51:46.608
4 -	36.774	23.726	1:00.500	71.87	1.582	13:52:47.108
5 -	36.357	23.697	1:00.054 (3)	72.41	1.136	13:53:47.162
6 -	37.090	23.719	1:00.809	71.51	1.891	13:54:47.971
7 -	36.053	23.511	59.564 (2)	73.00	0.646	13:55:47.535
8 -	35.719	23.199	58.918 (1)	73.80		13:56:46.453

P20 55 R		Magnus MANSON-CHUBB		Kawasaki ZXR400L -		
IDEAL LAP TIME : 59.756		BEST LAP TIME : 59.756		DIFFERENCE : 0.000		
LAP	SECTOR 1	SECTOR 2	LAP TIME	MPH	DIFF	TIME OF DAY
1 -		25.585	1:12.532	59.95	12.776	13:49:44.727
2 -	37.894	24.807	1:02.701	69.35	2.945	13:50:47.428
3 -	37.428	24.397	1:01.825	70.33	2.069	13:51:49.253
4 -	36.866	23.657	1:00.523 (2)	71.85	0.767	13:52:49.776
5 -	36.250	23.506	59.756 (1)	72.77		13:53:49.532
6 -	36.850	24.231	1:01.081	71.19	1.325	13:54:50.613
7 -	36.771	23.861	1:00.632	71.72	0.876	13:55:51.245
8 -	36.640	23.892	1:00.532 (3)	71.83	0.776	13:56:51.777

P21 29		Jack WOLFF		Yamaha R6 -		
IDEAL LAP TIME : 1:01.029		BEST LAP TIME : 1:01.029		DIFFERENCE : 0.000		
LAP	SECTOR 1	SECTOR 2	LAP TIME	MPH	DIFF	TIME OF DAY
1 -		25.258	1:10.945	61.29	9.916	13:49:43.140
2 -	37.846	25.062	1:02.908	69.12	1.879	13:50:46.048
3 -	37.636	24.358	1:01.994 (3)	70.14	0.965	13:51:48.042
4 -	37.079	23.950	1:01.029 (1)	71.25		13:52:49.071
5 -	37.539	24.102	1:01.641 (2)	70.54	0.612	13:53:50.712
6 -	37.594	24.760	1:02.354	69.74	1.325	13:54:53.066
7 -	37.457	24.810	1:02.267	69.83	1.238	13:55:55.333
8 -	38.157	24.455	1:02.612	69.45	1.583	13:56:57.945

P22 175 R		Tom SVENSEN		Suzuki SV650 - Team TSR		
IDEAL LAP TIME : 1:00.601		BEST LAP TIME : 1:00.601		DIFFERENCE : 0.000		
LAP	SECTOR 1	SECTOR 2	LAP TIME	MPH	DIFF	TIME OF DAY
1 -		25.584	1:13.040	59.53	12.439	13:49:45.235
2 -	38.456	25.238	1:03.694	68.27	3.093	13:50:48.929
3 -	37.474	24.116	1:01.590 (3)	70.60	0.989	13:51:50.519
4 -	37.225	24.737	1:01.962	70.18	1.361	13:52:52.481
5 -	36.627	23.974	1:00.601 (1)	71.75		13:53:53.082
6 -	36.711	24.201	1:00.912 (2)	71.39	0.311	13:54:53.994
7 -	36.815	25.036	1:01.851	70.30	1.250	13:55:55.845
8 -	37.847	24.906	1:02.753	69.29	2.152	13:56:58.598

BMCRC - MRO Championships 2024 - Rnd 1 @ Brands Hatch Indy

BMCRC Thunderbike Sport & Supertwins

RACE 12 - SECTOR ANALYSIS



SECTOR 1 = FL to I1, SECTOR 2 = I1 to FL, DIFF = Difference To Personal Best Lap, P = Crossed Finish Line in Pit Lane, D = Time Disallowed

P23 53 R		Peter HAMMOND		Suzuki SRAD -		
IDEAL LAP TIME : 1:00.747		BEST LAP TIME : 1:00.936		DIFFERENCE : 0.189		
LAP	SECTOR 1	SECTOR 2	LAP TIME	MPH	DIFF	TIME OF DAY
1 -		25.693	1:12.755	59.77	11.819	13:49:44.950
2 -	37.559	24.543	1:02.102	70.02	1.166	13:50:47.052
3 -	37.406	24.767	1:02.173	69.94	1.237	13:51:49.225
4 -	37.383	23.553	1:00.936 (1)	71.36		13:52:50.161
5 -	37.250	24.404	1:01.654 (2)	70.53	0.718	13:53:51.815
6 -	37.971	24.859	1:02.830	69.21	1.894	13:54:54.645
7 -	37.194	24.800	1:01.994 (3)	70.14	1.058	13:55:56.639
8 -	37.292	25.053	1:02.345	69.75	1.409	13:56:58.984

P24 46 SUP		Richard HODGES		Suzuki SV650 -		
IDEAL LAP TIME : 1:00.246		BEST LAP TIME : 1:00.872		DIFFERENCE : 0.626		
LAP	SECTOR 1	SECTOR 2	LAP TIME	MPH	DIFF	TIME OF DAY
1 -		25.820	1:12.448	60.02	11.576	13:49:44.643
2 -	38.806	25.684	1:04.490	67.43	3.618	13:50:49.133
3 -	37.677	24.977	1:02.654	69.40	1.782	13:51:51.787
4 -	36.989	24.484	1:01.473	70.74	0.601	13:52:53.260
5 -	38.129	24.829	1:02.958	69.07	2.086	13:53:56.218
6 -	36.566	24.433	1:00.999 (2)	71.28	0.127	13:54:57.217
7 -	36.715	24.157	1:00.872 (1)	71.43		13:55:58.089
8 -	36.089	24.960	1:01.049 (3)	71.23	0.177	13:56:59.138

P25 891 R		Daryl SKINNS		Suzuki GSXR 750 - Indoor Climate Systems		
IDEAL LAP TIME : 1:01.072		BEST LAP TIME : 1:01.125		DIFFERENCE : 0.053		
LAP	SECTOR 1	SECTOR 2	LAP TIME	MPH	DIFF	TIME OF DAY
1 -		25.407	1:13.530	59.14	12.405	13:49:45.725
2 -	38.491	25.210	1:03.701	68.26	2.576	13:50:49.426
3 -	37.107	24.271	1:01.378 (3)	70.84	0.253	13:51:50.804
4 -	37.492	24.880	1:02.372	69.72	1.247	13:52:53.176
5 -	37.977	25.054	1:03.031	68.99	1.906	13:53:56.207
6 -	37.931	24.751	1:02.682	69.37	1.557	13:54:58.889
7 -	37.227	24.053	1:01.280 (2)	70.96	0.155	13:56:00.169
8 -	37.019	24.106	1:01.125 (1)	71.14		13:57:01.294

P26 69		Tony RUSSO		Yamaha R6 - Wymark Lubricants		
IDEAL LAP TIME : 54.938		BEST LAP TIME : 55.226		DIFFERENCE : 0.288		
LAP	SECTOR 1	SECTOR 2	LAP TIME	MPH	DIFF	TIME OF DAY
1 -		22.684	1:03.150	68.86	7.924	13:49:35.345
2 -	34.562	22.523	57.085	76.17	1.859	13:50:32.430
3 -	34.193	22.320	56.513	76.94	1.287	13:51:28.943
4 -	33.893	22.320	56.213	77.35	0.987	13:52:25.156
5 -	33.909	22.012	55.921	77.76	0.695	13:53:21.077
6 -	33.086	22.567	55.653 (3)	78.13	0.427	13:54:16.730
7 -	33.084	22.375	55.459 (2)	78.41	0.233	13:55:12.189
8 -	33.372	21.854	55.226 (1)	78.74		13:56:07.415

P27 127		Matthew CHAM		Ducati MONSTER 796 -		
IDEAL LAP TIME : 1:01.717		BEST LAP TIME : 1:01.892		DIFFERENCE : 0.175		
LAP	SECTOR 1	SECTOR 2	LAP TIME	MPH	DIFF	TIME OF DAY
1 -		25.374	1:11.797	60.56	9.905	13:49:43.992
2 -	37.936	24.938	1:02.874	69.16	0.982	13:50:46.866
3 -	37.385	24.885	1:02.270 (2)	69.83	0.378	13:51:49.136
4 -	38.363	24.894	1:03.257	68.74	1.365	13:52:52.393
5 -	37.484	24.408	1:01.892 (1)	70.26		13:53:54.285
6 -	37.309	25.163	1:02.472 (3)	69.60	0.580	13:54:56.757
7 -	38.017	25.173	1:03.190	68.81	1.298	13:55:59.947

BMCRC - MRO Championships 2024 - Rnd 1 @ Brands Hatch Indy

BMCRC Thunderbike Sport & Supertwins

RACE 12 - SECTOR ANALYSIS



SECTOR 1 = FL to I1, SECTOR 2 = I1 to FL, DIFF = Difference To Personal Best Lap, P = Crossed Finish Line in Pit Lane, D = Time Disallowed

P28 54		Adam JAMISON		Yamaha R6 - Team AJR		
IDEAL LAP TIME : 55.543		BEST LAP TIME : 55.633		DIFFERENCE : 0.090		
LAP	SECTOR 1	SECTOR 2	LAP TIME	MPH	DIFF	TIME OF DAY
1 -		23.405	1:02.554	69.51	6.921	13:49:34.749
2 -	34.226	22.609	56.835	76.51	1.202	13:50:31.584
3 -	33.960	22.202	56.162 (2)	77.42	0.529	13:51:27.746
4 -	34.084	22.487	56.571 (3)	76.86	0.938	13:52:24.317
5 -	33.631	22.002	55.633 (1)	78.16		13:53:19.950

P29 2		Andrew GILL		Kawasaki ZXR400 -		
IDEAL LAP TIME : 55.884		BEST LAP TIME : 55.884		DIFFERENCE : 0.000		
LAP	SECTOR 1	SECTOR 2	LAP TIME	MPH	DIFF	TIME OF DAY
1 -		22.723	1:04.511	67.40	8.627	13:49:36.706
2 -	34.065	22.601	56.666 (3)	76.74	0.782	13:50:33.372
3 -	34.116	22.359	56.475 (2)	77.00	0.591	13:51:29.847
4 -	33.628	22.256	55.884 (1)	77.81		13:52:25.731

BMCRC - MRO Championships 2024 - Rnd 1 @ Brands Hatch Indy

BMCRC Thunderbike Sport & Supertwins

RACE 12 - BEST SECTORS

SECTOR 1			SECTOR 2			IDEAL / BEST COMPARISON						
POS	NO	NAME	TIME	NO	NAME	TIME	POS	NO	NAME	IDEAL	BEST	DIFF
									PERFECT LAP	54.624		
1	79	O'MARA	32.888	79	O'MARA	21.736	1	79	O'MARA	54.624	54.726	0.102
2	9	WETHERELL	32.936	69	RUSSO	21.854	2	9	WETHERELL	54.830	55.019	0.189
3	97	MANN	33.004	9	WETHERELL	21.894	3	69	RUSSO	54.938	55.226	0.288
4	69	RUSSO	33.084	54	JAMISON	22.002	4	97	MANN	55.089	55.360	0.271
5	19	BASTABLE	33.123	33	BISWELL	22.019	5	19	BASTABLE	55.157	55.280	0.123
6	33	BISWELL	33.357	19	BASTABLE	22.034	6	33	BISWELL	55.376	55.376	0.000
7	54	JAMISON	33.541	97	MANN	22.085	7	54	JAMISON	55.543	55.633	0.090
8	2	GILL	33.628	15	MERCER	22.094	8	2	GILL	55.884	55.884	0.000
9	81	MAY	33.657	2	GILL	22.256	9	15	MERCER	56.101	56.213	0.112
10	48	WALLIS	33.766	5	STONE	22.261	10	81	MAY	56.192	56.457	0.265
11	100	HOWTON	33.884	100	HOWTON	22.309	11	100	HOWTON	56.193	56.227	0.034
12	3	ARBON	33.951	17	BAKER	22.356	12	5	STONE	56.249	56.330	0.081
13	5	STONE	33.988	81	MAY	22.535	13	17	BAKER	56.355	56.355	0.000
14	17	BAKER	33.999	48	WALLIS	22.590	14	48	WALLIS	56.356	56.608	0.252
15	15	MERCER	34.007	3	ARBON	22.655	15	3	ARBON	56.606	56.746	0.140
16	51	BEESELEY	34.247	51	BEESELEY	22.888	16	51	BEESELEY	57.135	58.281	1.146
17	115	SVENSEN	34.917	115	SVENSEN	23.103	17	115	SVENSEN	58.020	58.028	0.008
18	27	BROWN	35.313	77	WHITE	23.199	18	27	BROWN	58.631	59.059	0.428
19	888	WRIGHT	35.313	27	BROWN	23.318	19	137	McPHERSON	58.676	58.987	0.311
20	137	McPHERSON	35.341	137	McPHERSON	23.335	20	77	WHITE	58.700	58.918	0.218
21	77	WHITE	35.501	888	WRIGHT	23.422	21	888	WRIGHT	58.735	58.900	0.165
22	46	HODGES	36.089	55	MANSON-CHUBB	23.506	22	55	MANSON-CHUBB	59.756	59.756	0.000
23	34	HEWITT	36.196	53	HAMMOND	23.553	23	34	HEWITT	1:00.095	1:00.152	0.057
24	55	MANSON-CHUBB	36.250	34	HEWITT	23.899	24	46	HODGES	1:00.246	1:00.872	0.626
25	175	SVENSEN	36.627	29	WOLFF	23.950	25	175	SVENSEN	1:00.601	1:00.601	0.000
26	891	SKINNS	37.019	175	SVENSEN	23.974	26	53	HAMMOND	1:00.747	1:00.936	0.189
27	29	WOLFF	37.079	891	SKINNS	24.053	27	29	WOLFF	1:01.029	1:01.029	0.000
28	53	HAMMOND	37.194	46	HODGES	24.157	28	891	SKINNS	1:01.072	1:01.125	0.053
29	127	CHAM	37.309	127	CHAM	24.408	29	127	CHAM	1:01.717	1:01.892	0.175
30												

BMCRC - MRO Championships 2024 - Rnd 1 @ Brands Hatch Indy

BMCRC Thunderbike Sport & Supertwins

RACE 12 - STATISTICS

Competitors Started	30
Planned Start	2024-03-17 @ 13:50:00.000
Actual Start	2024-03-17 @ 13:48:32.194
Finish Time	2024-03-17 @ 13:56:57.891
Track Length	1.2079mi.
Total Laps	237
Total Distance Covered	286.2831mi.

Session Fastest Lap History

NO	CL	NAME	LAP TIME	TIME OF DAY	LAP	VEHICLE
9		Matt WETHERELL	56.158	13:50:29.161	2	Suzuki GSXR 600
79	SUP	James O'MARA	56.104	13:50:29.415	2	BMW F900R
9		Matt WETHERELL	55.019	13:51:24.181	3	Suzuki GSXR 600
79	SUP	James O'MARA	55.014	13:53:15.103	5	BMW F900R
79	SUP	James O'MARA	54.726	13:56:00.435	8	BMW F900R

Session Leader History

NO	CL	NAME	FROM LAP	LAPS LED	DISTANCE	VEHICLE
9		Matt WETHERELL	1	7	8.45 miles	Suzuki GSXR 600
79	SUP	James O'MARA	8	2	2.41 miles	BMW F900R

Flag History

TYPE	TIME OF DAY
GREEN	13:48:32.194
FINISH	13:56:57.891

Flag Statistics

TYPE	COUNT	TOTAL LAPS	TOTAL TIME
Green	1	9	10:15.912
Red	0	0	0.000
Safety Car	0	0	0.000
FCY	0	0	0.000

BMCRC - MRO Championships 2024 - Rnd 1 @ Brands Hatch Indy

BMCRC Thunderbike Sport & Supertwins

RACE 12 - STATISTICS

CLASS :

16 Starters

Fastest Lap History

NO	NAME	LAP TIME	TIME OF DAY	LAP	VEHICLE
9	Matt WETHERELL	56.158	13:50:29.161	2	Suzuki GSXR 600
9	Matt WETHERELL	55.019	13:51:24.181	3	Suzuki GSXR 600

Leader History

NO	NAME	FROM LAP	LAPS LED	DISTANCE	VEHICLE
9	Matt WETHERELL	1	9	10.87 miles	Suzuki GSXR 600

BMCRC - MRO Championships 2024 - Rnd 1 @ Brands Hatch Indy

BMCRC Thunderbike Sport & Supertwins

RACE 12 - STATISTICS

CLASS : R

5 Starters

Fastest Lap History

NO	NAME	LAP TIME	TIME OF DAY	LAP	VEHICLE
5	Logan STONE	57.850	13:50:37.506	2	Yamaha R6
5	Logan STONE	57.224	13:51:34.729	3	Yamaha R6
5	Logan STONE	56.573	13:52:31.302	4	Yamaha R6
5	Logan STONE	56.374	13:53:27.676	5	Yamaha R6
5	Logan STONE	56.330	13:54:24.006	6	Yamaha R6

Leader History

NO	NAME	FROM LAP	LAPS LED	DISTANCE	VEHICLE
5	Logan STONE	1	9	10.87 miles	Yamaha R6

BMCRC - MRO Championships 2024 - Rnd 1 @ Brands Hatch Indy

BMCRC Thunderbike Sport & Supertwins

RACE 12 - STATISTICS

CLASS : SUP

9 Starters

Fastest Lap History

NO	NAME	LAP TIME	TIME OF DAY	LAP	VEHICLE
79	James O'MARA	56.104	13:50:29.415	2	BMW F900R
79	James O'MARA	55.109	13:51:24.525	3	BMW F900R
79	James O'MARA	55.014	13:53:15.103	5	BMW F900R
79	James O'MARA	54.726	13:56:00.435	8	BMW F900R

Leader History

NO	NAME	FROM LAP	LAPS LED	DISTANCE	VEHICLE
79	James O'MARA	1	9	10.87 miles	BMW F900R



BMCRC - MRO Championships 2024 - Rnd 1 @ Brands Hatch Indy

BMCRC Thunderbike Sport & Supertwins

RACE 24 - GRID (10 Laps)

ROW 12	35	76	Dean FARNWORTH	34	22	Darren DOWDS						
ROW 11	33	333	Andrew HOUGHTON	32	181	Neil CONNELL	31	58	Michael ALLEN			
ROW 10	30	1:01.892	127	Matthew CHAM	29	1:01.125	891	Daryl SKINNS	28	1:01.029	29	Jack WOLFF
ROW 9	27	1:00.936	53	Peter HAMMOND	26	1:00.872	46	Richard HODGES	25	1:00.601	175	Tom SVENSEN
ROW 8	24	1:00.152	34	Richard HEWITT	23	59.756	55	Magnus MANSON-CHUBB	22	59.059	27	Ben BROWN
ROW 7	21	58.987	137	Colin McPHERSON	20	58.918	77	Joe WHITE	19	58.900	888	Brandon WRIGHT
ROW 6	18	58.281	51	Paul BEESLEY	17	58.028	115	James SVENSEN	16	75	Stewart MAY	
ROW 5	15	56.746	3	Oliver ARBON	14	56.608	48	Shaun WALLIS	13	56.457	81	Malvern MAY
ROW 4	12	56.355	17	Phil BAKER	11	56.330	5	Logan STONE	10	56.227	100	Craig HOWTON
ROW 3	9	56.213	15	Daniel MERCER	8	55.884	2	Andrew GILL	7	55.633	54	Adam JAMISON
ROW 2	6	55.376	33	Mark BISWELL	5	55.360	97	Alex MANN	4	55.280	19	Simon BASTABLE
ROW 1	3	55.226	69	Tony RUSSO	2	55.019	9	Matt WETHERELL	1	54.726	79	James O'MARA
Pole												

These results are provisional until the conclusion of any judicial and technical matters.

Brands Hatch Indy: 1.2079 miles

Clerk Of Course:	Stewards:	Timekeeper:	<i>Craig Smith</i>	
------------------	-----------	-------------	--------------------	--

Results can be found at www.tsl-timing.com

Printed - 14:04 Sunday, 17 March 2024





**BMCRC
THUNDERBIKE
SPORT**



**BMCRC
SUPERTWINS**

BMCRC - MRO Championships 2024 - Rnd 1 @ Brands Hatch Indy

BMCRC Thunderbike Sport & Supertwins

RACE 24 - CLASSIFICATION

Race Distance: 7 Laps / 8.45 miles

POS	NO	CL	PIC	NAME	ENTRY	LAPS	TIME	GAP	DIFF	MPH	BEST	ON	GRD	↑↓
1	9		1	Matt WETHERELL	Suzuki GSXR 600 - Lamonde Racing	7	6:10.284			82.20	51.557	7	2	1
2	69		2	Tony RUSSO	Yamaha R6 - Wymark Lubricants	7	6:15.455	5.171	5.171	81.07	52.052	4	3	1
3	79	SUP	1	James O'MARA	BMW F900R - BRP Machining Ltd - Alton Compressor Servic	7	6:15.536	5.252	0.081	81.05	52.406	4	1	-2
4	97		3	Alex MANN	Honda CBR600RR - Michael Jones Jeweller, Esprit Group, E	7	6:16.036	5.752	0.500	80.95	52.278	7	5	1
5	19	SUP	2	Simon BASTABLE	BMW F900R - WSCperformance.co.uk	7	6:17.209	6.925	1.173	80.69	52.937	4	4	-1
6	48		4	Shaun WALLIS	Yamaha R6 - MBC Despatch Racing	7	6:25.618	15.334	8.409	78.93	53.627	5	14	8
7	33		5	Mark BISWELL	Yamaha FZR600R - Bizzle Bikesport	7	6:26.053	15.769	0.435	78.84	53.510	5	6	-1
8	15		6	Daniel MERCER	Yamaha R6 - Merc&Co Racing	7	6:26.635	16.351	0.582	78.73	53.755	6	9	1
9	17	SUP	3	Phil BAKER	BMW F900R - Ashford Accident Repair Centre Ltd	7	6:27.315	17.031	0.680	78.59	53.701	7	12	3
10	100	SUP	4	Craig HOWTON	Kawasaki ER6N - ME	7	6:31.002	20.718	3.687	77.85	53.868	7	10	0
11	888	SUP	5	Brandon WRIGHT	Suzukia SV 650 - 888 Vapour	7	6:31.349	21.065	0.347	77.78	54.344	7	19	8
12	3	SUP	6	Oliver ARBON	Suzuki SV650 - tt plumbing and heating	7	6:31.406	21.122	0.057	77.77	53.890	7	15	3
13	81	SUP	7	Malvern MAY	Aprilia RS660 - IMP racing	7	6:31.606	21.322	0.200	77.73	54.050	3	13	0
14	77		7	Joe WHITE	Suzuki GSXR 600 MAIN - The Race Shack /Just In Graphics	7	6:35.982	25.698	4.376	76.87	54.810	7	20	6
15	137		8	Colin McPHERSON	Yamaha R6 -	7	6:39.973	29.689	3.991	76.10	55.126	7	21	6
16	115		9	James SVENSEN	Suzuki SV650S - Team TSR	7	6:40.141	29.857	0.168	76.07	55.520	7	17	1
17	51		10	Paul BEESLEY	Yamaha R6 -	7	6:40.646	30.362	0.505	75.97	55.259	7	18	1
18	5*	R	1	Logan STONE	Yamaha R6 -	7	6:49.696	39.412	9.050	74.29	55.662	7	11	-7
19	46	SUP	8	Richard HODGES	Suzuki SV650 -	7	6:50.201	39.917	0.505	74.20	56.184	7	26	7
20	29		11	Jack WOLFF	Yamaha R6 -	7	6:50.663	40.379	0.462	74.12	57.128	7	28	8
21	34		12	Richard HEWITT	Suzuki GXSR 500 - Ducking Quack Racing	7	6:53.784	43.500	3.121	73.56	57.477	4	24	3
22	891	R	2	Daryl SKINNS	Suzuki GSXR 750 - Indoor Climate Systems	7	7:02.187	51.903	8.403	72.10	58.297	5	29	7
23	55	R	3	Magnus MANSON-CHUBB	Kawasaki ZXR400L -	7	7:02.917	52.633	0.730	71.97	58.487	3	23	0
24	175	R	4	Tom SVENSEN	Suzuki SV650 - Team TSR	7	7:02.996	52.712	0.079	71.96	58.876	5	25	1
25	53	R	5	Peter HAMMOND	Suzuki SRAD -	7	7:03.689	53.405	0.693	71.84	58.861	4	27	2

FASTEST LAP

9	Matt WETHERELL	Suzuki GSXR 600 - Lamonde Racing	7	51.557	84.34 mph	135.74 kph
79	SUP James O'MARA	BMW F900R - BRP Machining Ltd - Alton Compressor Servic	4	52.406	82.97 mph	133.54 kph
5	R Logan STONE	Yamaha R6 -	7	55.662	78.12 mph	125.73 kph

Comments:

* No. 5 - 10 second penalty - jump start

Class - 92.5% of Race Speed = 76.03 mph

Class SUP - 92.5% of Race Speed = 74.97 mph

Class R - 92.5% of Race Speed = 68.71 mph

Weather / Track : Cloudy / Dry

These results are provisional until the conclusion of any judicial and technical matters.

Date: 17/03/2024 Start: 17:11 Finish: 17:17

Brands Hatch Indy: 1.2079 miles

Clerk Of Course:	Stewards:	Timekeeper: <i>Craig Smith</i>	
------------------	-----------	-----------------------------------	--

Results can be found at www.tsl-timing.com

Printed - 17:20 Sunday, 17 March 2024



BMCRC - MRO Championships 2024 - Rnd 1 @ Brands Hatch Indy

BMCRC Thunderbike Sport & Supertwins

RACE 24 - LAP CHART

LAP 1 @ 17:12:41.007

NO	BEHIND	LAP TIME
79		57.718
9	0.091	57.809
19	0.408	58.126
97	0.959	58.677
69	2.648	1:00.366
100	2.684	1:00.402
33	2.740	1:00.458
15	3.046	1:00.764
48	3.607	1:01.325
17	3.630	1:01.348
888	4.221	1:01.939
5	4.957	1:02.675
3	5.380	1:03.098
81	5.726	1:03.444
115	5.748	1:03.466
77	6.134	1:03.852
51	6.941	1:04.659
137	7.709	1:05.427
34	7.792	1:05.510
29	7.941	1:05.659
46	8.737	1:06.455
55	9.384	1:07.102
175	9.623	1:07.341
891	9.995	1:07.713
53	10.546	1:08.264

LAP 2 @ 17:13:33.838

NO	BEHIND	LAP TIME
9		52.740
79	0.320	53.151
19	0.911	53.334
97	1.616	53.488
69	2.684	52.867
33	4.906	54.997
100	4.923	55.070
48	5.106	54.330
15	5.718	55.503
17	6.226	55.427
888	6.781	55.391
3	7.968	55.419
81	8.807	55.912
5	9.171	57.045
77	9.620	56.317
115	9.820	56.903
51	10.434	56.324
137	11.418	56.540
29	12.609	57.499
34	13.437	58.476
46	13.855	57.949
175	16.126	59.334
55	16.161	59.608
891	16.342	59.178
53	16.817	59.102

LAP 3 @ 17:14:26.325

NO	BEHIND	LAP TIME
9		52.487
79	0.836	53.003
19	1.588	53.164
97	1.776	52.647
69	2.653	52.456
33	6.770	54.351

48	6.810	54.191
15	7.946	54.715
100	7.997	55.561
17	8.171	54.432
888	8.852	54.558
3	9.508	54.027
81	10.370	54.050
77	12.770	55.637
5	12.772	56.088
115	13.535	56.202
51	14.330	56.383
137	14.666	55.735
29	17.395	57.273
46	18.653	57.285
34	19.014	58.064
55	22.161	58.487
175	22.567	58.928
891	22.742	58.887
53	23.417	59.087

LAP 4 @ 17:15:18.429

NO	BEHIND	LAP TIME
9		52.104
79	1.138	52.406
19	2.421	52.937
97	2.592	52.920
69	2.601	52.052
48	8.836	54.130
33	9.151	54.485
15	9.878	54.036
17	10.181	54.114
100	11.804	55.911
888	12.157	55.409
3	12.294	54.890
81	12.925	54.659
77	15.652	54.986
5	16.700	56.032
115	17.108	55.677
51	17.885	55.659
137	18.680	56.118
29	23.137	57.846
46	23.953	57.404
34	24.387	57.477
891	29.426	58.788
55	29.504	59.447
175	29.962	59.499
53	30.174	58.861

LAP 5 @ 17:16:10.244

NO	BEHIND	LAP TIME
9		51.815
79	2.245	52.922
69	3.441	52.655
19	3.592	52.986
97	3.902	53.125
48	10.648	53.627
33	10.846	53.510
15	12.167	54.104
17	12.574	54.208
100	15.093	55.104
3	15.245	54.766
888	15.514	55.172
81	15.778	54.668
77	19.296	55.459
5	20.897	56.012

115	21.316	56.023
51	21.994	55.924
137	22.205	55.340
29	29.051	57.729
46	29.596	57.458
34	30.677	58.105
891	35.908	58.297
55	36.716	59.027
175	37.023	58.876
53	37.980	59.621

53 53.405 59.480

LAP 6 @ 17:17:02.016

NO	BEHIND	LAP TIME
9		51.772
79	3.651	53.178
69	3.794	52.125
97	5.031	52.901
19	5.146	53.326
48	12.988	54.112
33	13.267	54.193
15	14.150	53.755
17	14.887	54.085
888	18.278	54.536
100	18.407	55.086
81	18.713	54.707
3	18.789	55.316
77	22.445	54.921
5	25.307	56.182
115	25.894	56.350
137	26.120	55.687
51	26.660	56.438
29	34.808	57.529
46	35.290	57.466
34	36.961	58.056
891	44.169	1:00.033
55	44.739	59.795
175	44.818	59.567
53	45.482	59.274

LAP 7 @ 17:17:53.573

NO	BEHIND	LAP TIME
9		51.557
69	5.171	52.934
79	5.252	53.158
97	5.752	52.278
19	6.925	53.336
48	15.334	53.903
33	15.769	54.059
15	16.351	53.758
17	17.031	53.701
100	20.718	53.868
888	21.065	54.344
3	21.122	53.890
81	21.322	54.166
77	25.698	54.810
5	29.412	55.662
137	29.689	55.126
115	29.857	55.520
51	30.362	55.259
46	39.917	56.184
29	40.379	57.128
34	43.500	58.096
891	51.903	59.291
55	52.633	59.451
175	52.712	59.451

BMCRC - MRO Championships 2024 - Rnd 1 @ Brands Hatch Indy

BMCRC Thunderbike Sport & Supertwins

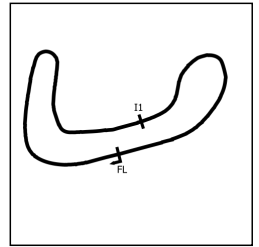
RACE 24 - POSITION CHART

No	Name	Lap Pos	Lap						
			1	2	3	4	5	6	7
79	O'MARA	1	79	9	9	9	9	9	9
9	WETHERELL	2	9	79	79	79	79	79	69
69	RUSSO	3	19	19	19	19	69	69	79
19	BASTABLE	4	97	97	97	97	19	97	97
97	MANN	5	69	69	69	69	97	19	19
33	BISWELL	6	100	33	33	48	48	48	48
15	MERCER	7	33	100	48	33	33	33	33
100	HOWTON	8	15	48	15	15	15	15	15
5	STONE	9	48	15	100	17	17	17	17
17	BAKER	10	17	17	17	100	100	888	100
81	MAY	11	888	888	888	888	3	100	888
48	WALLIS	12	5	3	3	3	888	81	3
3	ARBON	13	3	81	81	81	81	3	81
115	SVENSEN	14	81	5	77	77	77	77	77
51	BEESLEY	15	115	77	5	5	5	5	5
888	WRIGHT	16	77	115	115	115	115	115	137
77	WHITE	17	51	51	51	51	51	137	115
137	McPHERSON	18	137	137	137	137	137	51	51
55	MANSON-CHUBB	19	34	29	29	29	29	29	46
34	HEWITT	20	29	34	46	46	46	46	29
175	SVENSEN	21	46	46	34	34	34	34	34
46	HODGES	22	55	175	55	891	891	891	891
53	HAMMOND	23	175	55	175	55	55	55	55
29	WOLFF	24	891	891	891	175	175	175	175
891	SKINNS	25	53	53	53	53	53	53	53

BMCRC - MRO Championships 2024 - Rnd 1 @ Brands Hatch Indy

BMCRC Thunderbike Sport & Supertwins

RACE 24 - SECTOR ANALYSIS



SECTOR 1 = FL to I1, SECTOR 2 = I1 to FL, DIFF = Difference To Personal Best Lap, P = Crossed Finish Line in Pit Lane, D = Time Disallowed

P1 9		Matt WETHERELL		Suzuki GSXR 600 - Lamonde Racing		
IDEAL LAP TIME : 51.553		BEST LAP TIME : 51.557		DIFFERENCE : 0.004		
LAP	SECTOR 1	SECTOR 2	LAP TIME	MPH	DIFF	TIME OF DAY
1 -		21.505	57.809	75.22	6.252	17:12:41.098
2 -	31.704	21.036	52.740	82.45	1.183	17:13:33.838
3 -	31.629	20.858	52.487	82.85	0.930	17:14:26.325
4 -	31.356	20.748	52.104	83.46	0.547	17:15:18.429
5 -	31.255	20.560	51.815 (3)	83.92	0.258	17:16:10.244
6 -	31.271	20.501	51.772 (2)	83.99	0.215	17:17:02.016
7 -	31.052	20.505	51.557 (1)	84.34		17:17:53.573

P2 69		Tony RUSSO		Yamaha R6 - Wymark Lubricants		
IDEAL LAP TIME : 51.898		BEST LAP TIME : 52.052		DIFFERENCE : 0.154		
LAP	SECTOR 1	SECTOR 2	LAP TIME	MPH	DIFF	TIME OF DAY
1 -		21.506	1:00.366	72.03	8.314	17:12:43.655
2 -	31.959	20.908	52.867	82.25	0.815	17:13:36.522
3 -	31.851	20.605	52.456 (3)	82.90	0.404	17:14:28.978
4 -	31.303	20.749	52.052 (1)	83.54		17:15:21.030
5 -	31.809	20.846	52.655	82.58	0.603	17:16:13.685
6 -	31.530	20.595	52.125 (2)	83.42	0.073	17:17:05.810
7 -	31.870	21.064	52.934	82.15	0.882	17:17:58.744

P3 79 SUP		James O'MARA		BMW F900R - BRP Machining Ltd - Alton Compressor Services		
IDEAL LAP TIME : 52.406		BEST LAP TIME : 52.406		DIFFERENCE : 0.000		
LAP	SECTOR 1	SECTOR 2	LAP TIME	MPH	DIFF	TIME OF DAY
1 -		21.525	57.718	75.34	5.312	17:12:41.007
2 -	32.201	20.950	53.151	81.81	0.745	17:13:34.158
3 -	31.944	21.059	53.003 (3)	82.04	0.597	17:14:27.161
4 -	31.465	20.941	52.406 (1)	82.97		17:15:19.567
5 -	31.608	21.314	52.922 (2)	82.17	0.516	17:16:12.489
6 -	31.882	21.296	53.178	81.77	0.772	17:17:05.667
7 -	31.862	21.296	53.158	81.80	0.752	17:17:58.825

P4 97		Alex MANN		Honda CBR600RR - Michael Jones Jeweller, Esprit Group, Eas		
IDEAL LAP TIME : 52.278		BEST LAP TIME : 52.278		DIFFERENCE : 0.000		
LAP	SECTOR 1	SECTOR 2	LAP TIME	MPH	DIFF	TIME OF DAY
1 -		21.074	58.677	74.11	6.399	17:12:41.966
2 -	32.452	21.036	53.488	81.30	1.210	17:13:35.454
3 -	31.614	21.033	52.647 (2)	82.59	0.369	17:14:28.101
4 -	31.685	21.235	52.920	82.17	0.642	17:15:21.021
5 -	32.115	21.010	53.125	81.85	0.847	17:16:14.146
6 -	31.762	21.139	52.901 (3)	82.20	0.623	17:17:07.047
7 -	31.397	20.881	52.278 (1)	83.18		17:17:59.325

P5 19 SUP		Simon BASTABLE		BMW F900R - WSCperformance.co.uk		
IDEAL LAP TIME : 52.888		BEST LAP TIME : 52.937		DIFFERENCE : 0.049		
LAP	SECTOR 1	SECTOR 2	LAP TIME	MPH	DIFF	TIME OF DAY
1 -		21.514	58.126	74.81	5.189	17:12:41.415
2 -	32.137	21.197	53.334	81.53	0.397	17:13:34.749
3 -	31.896	21.268	53.164 (3)	81.79	0.227	17:14:27.913
4 -	31.697	21.240	52.937 (1)	82.14		17:15:20.850
5 -	31.795	21.191	52.986 (2)	82.07	0.049	17:16:13.836
6 -	31.956	21.370	53.326	81.54	0.389	17:17:07.162
7 -	31.951	21.385	53.336	81.53	0.399	17:18:00.498

BMCRC - MRO Championships 2024 - Rnd 1 @ Brands Hatch Indy

BMCRC Thunderbike Sport & Supertwins

RACE 24 - SECTOR ANALYSIS



SECTOR 1 = FL to I1, SECTOR 2 = I1 to FL, DIFF = Difference To Personal Best Lap, P = Crossed Finish Line in Pit Lane, D = Time Disallowed

P6 48		Shaun WALLIS		Yamaha R6 - MBC Despatch Racing			
IDEAL LAP TIME : 53.452		BEST LAP TIME : 53.627		DIFFERENCE : 0.175			
LAP	SECTOR 1	SECTOR 2	LAP TIME	MPH	DIFF	TIME OF DAY	
1 -		21.784	1:01.325	70.91	7.698	17:12:44.614	
2 -	32.894	21.436	54.330	80.04	0.703	17:13:38.944	
3 -	32.847	21.344	54.191	80.24	0.564	17:14:33.135	
4 -	32.923	21.207	54.130	80.33	0.503	17:15:27.265	
5 -	32.245	21.382	53.627 (1)	81.08		17:16:20.892	
6 -	32.521	21.591	54.112 (3)	80.36	0.485	17:17:15.004	
7 -	32.644	21.259	53.903 (2)	80.67	0.276	17:18:08.907	

P7 33		Mark BISWELL		Yamaha FZR600R - Bizzle Bikesport			
IDEAL LAP TIME : 53.510		BEST LAP TIME : 53.510		DIFFERENCE : 0.000			
LAP	SECTOR 1	SECTOR 2	LAP TIME	MPH	DIFF	TIME OF DAY	
1 -		21.822	1:00.458	71.92	6.948	17:12:43.747	
2 -	33.471	21.526	54.997	79.06	1.487	17:13:38.744	
3 -	32.887	21.464	54.351	80.00	0.841	17:14:33.095	
4 -	33.132	21.353	54.485	79.81	0.975	17:15:27.580	
5 -	32.196	21.314	53.510 (1)	81.26		17:16:21.090	
6 -	32.663	21.530	54.193 (3)	80.24	0.683	17:17:15.283	
7 -	32.484	21.575	54.059 (2)	80.44	0.549	17:18:09.342	

P8 15		Daniel MERCER		Yamaha R6 - Merc&Co Racing			
IDEAL LAP TIME : 53.346		BEST LAP TIME : 53.755		DIFFERENCE : 0.409			
LAP	SECTOR 1	SECTOR 2	LAP TIME	MPH	DIFF	TIME OF DAY	
1 -		21.582	1:00.764	71.56	7.009	17:12:44.053	
2 -	34.068	21.435	55.503	78.34	1.748	17:13:39.556	
3 -	33.030	21.685	54.715	79.47	0.960	17:14:34.271	
4 -	32.876	21.160	54.036 (3)	80.47	0.281	17:15:28.307	
5 -	32.935	21.169	54.104	80.37	0.349	17:16:22.411	
6 -	32.812	20.943	53.755 (1)	80.89		17:17:16.166	
7 -	32.403	21.355	53.758 (2)	80.89	0.003	17:18:09.924	

P9 17 SUP		Phil BAKER		BMW F900R - Ashford Accident Repair Centre Ltd			
IDEAL LAP TIME : 53.701		BEST LAP TIME : 53.701		DIFFERENCE : 0.000			
LAP	SECTOR 1	SECTOR 2	LAP TIME	MPH	DIFF	TIME OF DAY	
1 -		21.993	1:01.348	70.88	7.647	17:12:44.637	
2 -	33.907	21.520	55.427	78.45	1.726	17:13:40.064	
3 -	33.140	21.292	54.432	79.89	0.731	17:14:34.496	
4 -	32.903	21.211	54.114 (3)	80.36	0.413	17:15:28.610	
5 -	32.861	21.347	54.208	80.22	0.507	17:16:22.818	
6 -	32.938	21.147	54.085 (2)	80.40	0.384	17:17:16.903	
7 -	32.558	21.143	53.701 (1)	80.97		17:18:10.604	

P10 100 SUP		Craig HOWTON		Kawasaki ER6N - ME			
IDEAL LAP TIME : 53.868		BEST LAP TIME : 53.868		DIFFERENCE : 0.000			
LAP	SECTOR 1	SECTOR 2	LAP TIME	MPH	DIFF	TIME OF DAY	
1 -		22.199	1:00.402	71.99	6.534	17:12:43.691	
2 -	33.239	21.831	55.070 (2)	78.96	1.202	17:13:38.761	
3 -	33.556	22.005	55.561	78.26	1.693	17:14:34.322	
4 -	34.088	21.823	55.911	77.77	2.043	17:15:30.233	
5 -	33.193	21.911	55.104	78.91	1.236	17:16:25.337	
6 -	33.574	21.512	55.086 (3)	78.94	1.218	17:17:20.423	
7 -	32.365	21.503	53.868 (1)	80.72		17:18:14.291	

BMCRC - MRO Championships 2024 - Rnd 1 @ Brands Hatch Indy

BMCRC Thunderbike Sport & Supertwins

RACE 24 - SECTOR ANALYSIS



SECTOR 1 = FL to I1, SECTOR 2 = I1 to FL, DIFF = Difference To Personal Best Lap, P = Crossed Finish Line in Pit Lane, D = Time Disallowed

P11 888 SUP		Brandon WRIGHT		Suzukia SV 650 - 888 Vapour		
IDEAL LAP TIME : 54.315		BEST LAP TIME : 54.344		DIFFERENCE : 0.029		
LAP	SECTOR 1	SECTOR 2	LAP TIME	MPH	DIFF	TIME OF DAY
1 -		21.835	1:01.939	70.20	7.595	17:12:45.228
2 -	33.675	21.716	55.391	78.50	1.047	17:13:40.619
3 -	33.120	21.438	54.558 (3)	79.70	0.214	17:14:35.177
4 -	33.721	21.688	55.409	78.48	1.065	17:15:30.586
5 -	33.627	21.545	55.172	78.81	0.828	17:16:25.758
6 -	32.884	21.652	54.536 (2)	79.73	0.192	17:17:20.294
7 -	32.877	21.467	54.344 (1)	80.01		17:18:14.638

P12 3 SUP		Oliver ARBON		Suzuki SV650 - tt plumbing and heating		
IDEAL LAP TIME : 53.866		BEST LAP TIME : 53.890		DIFFERENCE : 0.024		
LAP	SECTOR 1	SECTOR 2	LAP TIME	MPH	DIFF	TIME OF DAY
1 -		22.643	1:03.098	68.91	9.208	17:12:46.387
2 -	33.545	21.874	55.419	78.46	1.529	17:13:41.806
3 -	32.465	21.562	54.027 (2)	80.48	0.137	17:14:35.833
4 -	33.155	21.735	54.890	79.22	1.000	17:15:30.723
5 -	33.072	21.694	54.766 (3)	79.40	0.876	17:16:25.489
6 -	33.870	21.446	55.316	78.61	1.426	17:17:20.805
7 -	32.420	21.470	53.890 (1)	80.69		17:18:14.695

P13 81 SUP		Malvern MAY		Aprilia RS660 - IMP racing		
IDEAL LAP TIME : 53.876		BEST LAP TIME : 54.050		DIFFERENCE : 0.174		
LAP	SECTOR 1	SECTOR 2	LAP TIME	MPH	DIFF	TIME OF DAY
1 -		22.812	1:03.444	68.54	9.394	17:12:46.733
2 -	33.894	22.018	55.912	77.77	1.862	17:13:42.645
3 -	32.298	21.752	54.050 (1)	80.45		17:14:36.695
4 -	32.392	22.267	54.659 (3)	79.55	0.609	17:15:31.354
5 -	33.074	21.594	54.668	79.54	0.618	17:16:26.022
6 -	33.041	21.666	54.707	79.48	0.657	17:17:20.729
7 -	32.588	21.578	54.166 (2)	80.28	0.116	17:18:14.895

P14 77		Joe WHITE		Suzuki GSXR 600 MAIN - The Race Shack /Just In Graphics		
IDEAL LAP TIME : 54.810		BEST LAP TIME : 54.810		DIFFERENCE : 0.000		
LAP	SECTOR 1	SECTOR 2	LAP TIME	MPH	DIFF	TIME OF DAY
1 -		22.459	1:03.852	68.10	9.042	17:12:47.141
2 -	34.250	22.067	56.317	77.21	1.507	17:13:43.458
3 -	33.813	21.824	55.637	78.16	0.827	17:14:39.095
4 -	33.106	21.880	54.986 (3)	79.08	0.176	17:15:34.081
5 -	33.487	21.972	55.459	78.41	0.649	17:16:29.540
6 -	33.140	21.781	54.921 (2)	79.17	0.111	17:17:24.461
7 -	33.076	21.734	54.810 (1)	79.33		17:18:19.271

P15 137		Colin McPHERSON		Yamaha R6 -		
IDEAL LAP TIME : 55.126		BEST LAP TIME : 55.126		DIFFERENCE : 0.000		
LAP	SECTOR 1	SECTOR 2	LAP TIME	MPH	DIFF	TIME OF DAY
1 -		22.566	1:05.427	66.46	10.301	17:12:48.716
2 -	34.278	22.262	56.540	76.91	1.414	17:13:45.256
3 -	33.848	21.887	55.735	78.02	0.609	17:14:40.991
4 -	34.176	21.942	56.118	77.49	0.992	17:15:37.109
5 -	33.552	21.788	55.340 (2)	78.57	0.214	17:16:32.449
6 -	33.728	21.959	55.687 (3)	78.09	0.561	17:17:28.136
7 -	33.475	21.651	55.126 (1)	78.88		17:18:23.262

BMCRC - MRO Championships 2024 - Rnd 1 @ Brands Hatch Indy

BMCRC Thunderbike Sport & Supertwins

RACE 24 - SECTOR ANALYSIS



SECTOR 1 = FL to I1, SECTOR 2 = I1 to FL, DIFF = Difference To Personal Best Lap, P = Crossed Finish Line in Pit Lane, D = Time Disallowed

P16 115		James SVENSEN		Suzuki SV650S - Team TSR		
IDEAL LAP TIME : 55.473		BEST LAP TIME : 55.520		DIFFERENCE : 0.047		
LAP	SECTOR 1	SECTOR 2	LAP TIME	MPH	DIFF	TIME OF DAY
1 -		22.513	1:03.466	68.51	7.946	17:12:46.755
2 -	34.305	22.598	56.903	76.42	1.383	17:13:43.658
3 -	33.939	22.263	56.202	77.37	0.682	17:14:39.860
4 -	33.402	22.275	55.677 (2)	78.10	0.157	17:15:35.537
5 -	33.577	22.446	56.023 (3)	77.62	0.503	17:16:31.560
6 -	33.809	22.541	56.350	77.17	0.830	17:17:27.910
7 -	33.210	22.310	55.520 (1)	78.32		17:18:23.430

P17 51		Paul BEESLEY		Yamaha R6 -		
IDEAL LAP TIME : 55.259		BEST LAP TIME : 55.259		DIFFERENCE : 0.000		
LAP	SECTOR 1	SECTOR 2	LAP TIME	MPH	DIFF	TIME OF DAY
1 -		22.466	1:04.659	67.25	9.400	17:12:47.948
2 -	33.983	22.341	56.324	77.20	1.065	17:13:44.272
3 -	34.012	22.371	56.383	77.12	1.124	17:14:40.655
4 -	33.484	22.175	55.659 (2)	78.12	0.400	17:15:36.314
5 -	33.661	22.263	55.924 (3)	77.75	0.665	17:16:32.238
6 -	34.081	22.357	56.438	77.05	1.179	17:17:28.676
7 -	33.299	21.960	55.259 (1)	78.69		17:18:23.935

P18 5 R		Logan STONE		Yamaha R6 -		
IDEAL LAP TIME : 55.662		BEST LAP TIME : 55.662		DIFFERENCE : 0.000		
LAP	SECTOR 1	SECTOR 2	LAP TIME	MPH	DIFF	TIME OF DAY
1 -		22.466	1:02.675	69.38	7.013	17:12:45.964
2 -	34.848	22.197	57.045	76.23	1.383	17:13:43.009
3 -	34.042	22.046	56.088	77.53	0.426	17:14:39.097
4 -	33.891	22.141	56.032 (3)	77.60	0.370	17:15:35.129
5 -	33.733	22.279	56.012 (2)	77.63	0.350	17:16:31.141
6 -	34.105	22.077	56.182	77.40	0.520	17:17:27.323
7 -	33.673	21.989	55.662 (1)	78.12		17:18:22.985

P19 46 SUP		Richard HODGES		Suzuki SV650 -		
IDEAL LAP TIME : 56.184		BEST LAP TIME : 56.184		DIFFERENCE : 0.000		
LAP	SECTOR 1	SECTOR 2	LAP TIME	MPH	DIFF	TIME OF DAY
1 -		22.962	1:06.455	65.43	10.271	17:12:49.744
2 -	34.763	23.186	57.949	75.04	1.765	17:13:47.693
3 -	34.561	22.724	57.285 (2)	75.91	1.101	17:14:44.978
4 -	34.420	22.984	57.404 (3)	75.75	1.220	17:15:42.382
5 -	34.682	22.776	57.458	75.68	1.274	17:16:39.840
6 -	34.665	22.801	57.466	75.67	1.282	17:17:37.306
7 -	33.616	22.568	56.184 (1)	77.39		17:18:33.490

P20 29		Jack WOLFF		Yamaha R6 -		
IDEAL LAP TIME : 57.114		BEST LAP TIME : 57.128		DIFFERENCE : 0.014		
LAP	SECTOR 1	SECTOR 2	LAP TIME	MPH	DIFF	TIME OF DAY
1 -		22.977	1:05.659	66.22	8.531	17:12:48.948
2 -	34.870	22.629	57.499 (3)	75.62	0.371	17:13:46.447
3 -	34.688	22.585	57.273 (2)	75.92	0.145	17:14:43.720
4 -	35.373	22.473	57.846	75.17	0.718	17:15:41.566
5 -	35.079	22.650	57.729	75.32	0.601	17:16:39.295
6 -	34.957	22.572	57.529	75.58	0.401	17:17:36.824
7 -	34.641	22.487	57.128 (1)	76.12		17:18:33.952

BMCRC - MRO Championships 2024 - Rnd 1 @ Brands Hatch Indy

BMCRC Thunderbike Sport & Supertwins

RACE 24 - SECTOR ANALYSIS



SECTOR 1 = FL to I1, SECTOR 2 = I1 to FL, DIFF = Difference To Personal Best Lap, P = Crossed Finish Line in Pit Lane, D = Time Disallowed

P21 34		Richard HEWITT		Suzuki GXSR 500 - Ducking Quack Racing		
IDEAL LAP TIME : 57.477		BEST LAP TIME : 57.477		DIFFERENCE : 0.000		
LAP	SECTOR 1	SECTOR 2	LAP TIME	MPH	DIFF	TIME OF DAY
1 -		23.141	1:05.510	66.38	8.033	17:12:48.799
2 -	35.132	23.344	58.476	74.36	0.999	17:13:47.275
3 -	34.833	23.231	58.064 (3)	74.89	0.587	17:14:45.339
4 -	34.769	22.708	57.477 (1)	75.65		17:15:42.816
5 -	34.995	23.110	58.105	74.84	0.628	17:16:40.921
6 -	35.034	23.022	58.056 (2)	74.90	0.579	17:17:38.977
7 -	34.882	23.214	58.096	74.85	0.619	17:18:37.073

P22 891 R		Daryl SKINNS		Suzuki GSXR 750 - Indoor Climate Systems		
IDEAL LAP TIME : 57.963		BEST LAP TIME : 58.297		DIFFERENCE : 0.334		
LAP	SECTOR 1	SECTOR 2	LAP TIME	MPH	DIFF	TIME OF DAY
1 -		23.363	1:07.713	64.22	9.416	17:12:51.002
2 -	36.065	23.113	59.178	73.48	0.881	17:13:50.180
3 -	36.204	22.683	58.887 (3)	73.84	0.590	17:14:49.067
4 -	35.632	23.156	58.788 (2)	73.97	0.491	17:15:47.855
5 -	35.280	23.017	58.297 (1)	74.59		17:16:46.152
6 -	36.592	23.441	1:00.033	72.43	1.736	17:17:46.185
7 -	36.001	23.290	59.291	73.34	0.994	17:18:45.476

P23 55 R		Magnus MANSON-CHUBB		Kawasaki ZXR400L -		
IDEAL LAP TIME : 58.487		BEST LAP TIME : 58.487		DIFFERENCE : 0.000		
LAP	SECTOR 1	SECTOR 2	LAP TIME	MPH	DIFF	TIME OF DAY
1 -		23.233	1:07.102	64.80	8.615	17:12:50.391
2 -	36.099	23.509	59.608	72.95	1.121	17:13:49.999
3 -	35.403	23.084	58.487 (1)	74.35		17:14:48.486
4 -	35.765	23.682	59.447 (3)	73.15	0.960	17:15:47.933
5 -	35.666	23.361	59.027 (2)	73.67	0.540	17:16:46.960
6 -	36.172	23.623	59.795	72.72	1.308	17:17:46.755
7 -	36.040	23.411	59.451	73.14	0.964	17:18:46.206

P24 175 R		Tom SVENSEN		Suzuki SV650 - Team TSR		
IDEAL LAP TIME : 58.813		BEST LAP TIME : 58.876		DIFFERENCE : 0.063		
LAP	SECTOR 1	SECTOR 2	LAP TIME	MPH	DIFF	TIME OF DAY
1 -		23.341	1:07.341	64.57	8.465	17:12:50.630
2 -	35.904	23.430	59.334 (3)	73.29	0.458	17:13:49.964
3 -	35.775	23.153	58.928 (2)	73.79	0.052	17:14:48.892
4 -	36.180	23.319	59.499	73.08	0.623	17:15:48.391
5 -	35.660	23.216	58.876 (1)	73.86		17:16:47.267
6 -	36.116	23.451	59.567	73.00	0.691	17:17:46.834
7 -	36.118	23.333	59.451	73.14	0.575	17:18:46.285

P25 53 R		Peter HAMMOND		Suzuki SRAD -		
IDEAL LAP TIME : 58.666		BEST LAP TIME : 58.861		DIFFERENCE : 0.195		
LAP	SECTOR 1	SECTOR 2	LAP TIME	MPH	DIFF	TIME OF DAY
1 -		23.320	1:08.264	63.70	9.403	17:12:51.553
2 -	35.776	23.326	59.102 (3)	73.57	0.241	17:13:50.655
3 -	36.009	23.078	59.087 (2)	73.59	0.226	17:14:49.742
4 -	35.588	23.273	58.861 (1)	73.87		17:15:48.603
5 -	35.963	23.658	59.621	72.93	0.760	17:16:48.224
6 -	36.023	23.251	59.274	73.36	0.413	17:17:47.498
7 -	36.204	23.276	59.480	73.11	0.619	17:18:46.978

BMCRC - MRO Championships 2024 - Rnd 1 @ Brands Hatch Indy

BMCRC Thunderbike Sport & Supertwins

RACE 24 - BEST SECTORS

SECTOR 1			SECTOR 2			IDEAL / BEST COMPARISON						
POS	NO	NAME	TIME	NO	NAME	TIME	POS	NO	NAME	IDEAL	BEST	DIFF
									PERFECT LAP	51.553		
1	9	WETHERELL	31.052	9	WETHERELL	20.501	1	9	WETHERELL	51.553	51.557	0.004
2	69	RUSSO	31.303	69	RUSSO	20.595	2	69	RUSSO	51.898	52.052	0.154
3	97	MANN	31.397	97	MANN	20.881	3	97	MANN	52.278	52.278	0.000
4	79	O'MARA	31.465	79	O'MARA	20.941	4	79	O'MARA	52.406	52.406	0.000
5	19	BASTABLE	31.697	15	MERCER	20.943	5	19	BASTABLE	52.888	52.937	0.049
6	33	BISWELL	32.196	17	BAKER	21.143	6	15	MERCER	53.346	53.755	0.409
7	48	WALLIS	32.245	19	BASTABLE	21.191	7	48	WALLIS	53.452	53.627	0.175
8	81	MAY	32.298	48	WALLIS	21.207	8	33	BISWELL	53.510	53.510	0.000
9	100	HOWTON	32.365	33	BISWELL	21.314	9	17	BAKER	53.701	53.701	0.000
10	15	MERCER	32.403	888	WRIGHT	21.438	10	3	ARBON	53.866	53.890	0.024
11	3	ARBON	32.420	3	ARBON	21.446	11	100	HOWTON	53.868	53.868	0.000
12	17	BAKER	32.558	100	HOWTON	21.503	12	81	MAY	53.876	54.050	0.174
13	888	WRIGHT	32.877	81	MAY	21.578	13	888	WRIGHT	54.315	54.344	0.029
14	77	WHITE	33.076	137	McPHERSON	21.651	14	77	WHITE	54.810	54.810	0.000
15	115	SVENSEN	33.210	77	WHITE	21.734	15	137	McPHERSON	55.126	55.126	0.000
16	51	BEESELEY	33.299	51	BEESELEY	21.960	16	51	BEESELEY	55.259	55.259	0.000
17	137	McPHERSON	33.475	5	STONE	21.989	17	115	SVENSEN	55.473	55.520	0.047
18	46	HODGES	33.616	115	SVENSEN	22.263	18	5	STONE	55.662	55.662	0.000
19	5	STONE	33.673	29	WOLFF	22.473	19	46	HODGES	56.184	56.184	0.000
20	29	WOLFF	34.641	46	HODGES	22.568	20	29	WOLFF	57.114	57.128	0.014
21	34	HEWITT	34.769	891	SKINNS	22.683	21	34	HEWITT	57.477	57.477	0.000
22	891	SKINNS	35.280	34	HEWITT	22.708	22	891	SKINNS	57.963	58.297	0.334
23	55	MANSON-CHUBB	35.403	53	HAMMOND	23.078	23	55	MANSON-CHUBB	58.487	58.487	0.000
24	53	HAMMOND	35.588	55	MANSON-CHUBB	23.084	24	53	HAMMOND	58.666	58.861	0.195
25	175	SVENSEN	35.660	175	SVENSEN	23.153	25	175	SVENSEN	58.813	58.876	0.063

BMCRC - MRO Championships 2024 - Rnd 1 @ Brands Hatch Indy

BMCRC Thunderbike Sport & Supertwins

RACE 24 - STATISTICS

Competitors Started	25
Planned Start	2024-03-17 @ 17:40:00.000
Actual Start	2024-03-17 @ 17:11:43.288
Finish Time	2024-03-17 @ 17:17:53.572
Track Length	1.2079mi.
Total Laps	175
Total Distance Covered	211.3904mi.

Session Fastest Lap History

NO	CL	NAME	LAP TIME	TIME OF DAY	LAP	VEHICLE
9		Matt WETHERELL	52.740	17:13:33.850	2	Suzuki GSXR 600
9		Matt WETHERELL	52.487	17:14:26.337	3	Suzuki GSXR 600
69		Tony RUSSO	52.456	17:14:28.988	3	Yamaha R6
9		Matt WETHERELL	52.104	17:15:18.442	4	Suzuki GSXR 600
69		Tony RUSSO	52.052	17:15:21.030	4	Yamaha R6
9		Matt WETHERELL	51.815	17:16:10.256	5	Suzuki GSXR 600
9		Matt WETHERELL	51.772	17:17:02.029	6	Suzuki GSXR 600
9		Matt WETHERELL	51.557	17:17:53.585	7	Suzuki GSXR 600

Session Leader History

NO	CL	NAME	FROM LAP	LAPS LED	DISTANCE	VEHICLE
79	SUP	James O'MARA	1	1	1.20 miles	BMW F900R
9		Matt WETHERELL	2	6	7.24 miles	Suzuki GSXR 600

Flag History

TYPE	TIME OF DAY
GREEN	17:11:43.288
FINISH	17:17:53.572

Flag Statistics

TYPE	COUNT	TOTAL LAPS	TOTAL TIME
Green	1	7	7:11.783
Red	0	0	0.000
Safety Car	0	0	0.000
FCY	0	0	0.000

BMCRC - MRO Championships 2024 - Rnd 1 @ Brands Hatch Indy

BMCRC Thunderbike Sport & Supertwins

RACE 24 - STATISTICS

CLASS :

12 Starters

Fastest Lap History

NO	NAME	LAP TIME	TIME OF DAY	LAP	VEHICLE
9	Matt WETHERELL	52.740	17:13:33.850	2	Suzuki GSXR 600
9	Matt WETHERELL	52.487	17:14:26.337	3	Suzuki GSXR 600
69	Tony RUSSO	52.456	17:14:28.988	3	Yamaha R6
9	Matt WETHERELL	52.104	17:15:18.442	4	Suzuki GSXR 600
69	Tony RUSSO	52.052	17:15:21.030	4	Yamaha R6
9	Matt WETHERELL	51.815	17:16:10.256	5	Suzuki GSXR 600
9	Matt WETHERELL	51.772	17:17:02.029	6	Suzuki GSXR 600
9	Matt WETHERELL	51.557	17:17:53.585	7	Suzuki GSXR 600

Leader History

NO	NAME	FROM LAP	LAPS LED	DISTANCE	VEHICLE
9	Matt WETHERELL	1	7	8.45 miles	Suzuki GSXR 600

BMCRC - MRO Championships 2024 - Rnd 1 @ Brands Hatch Indy

BMCRC Thunderbike Sport & Supertwins

RACE 24 - STATISTICS

CLASS : R

5 Starters

Fastest Lap History

NO	NAME	LAP TIME	TIME OF DAY	LAP	VEHICLE
5	Logan STONE	57.045	17:13:43.010	2	Yamaha R6
5	Logan STONE	56.088	17:14:39.097	3	Yamaha R6
5	Logan STONE	56.032	17:15:35.130	4	Yamaha R6
5	Logan STONE	56.012	17:16:31.143	5	Yamaha R6
5	Logan STONE	55.662	17:18:22.986	7	Yamaha R6

Leader History

NO	NAME	FROM LAP	LAPS LED	DISTANCE	VEHICLE
5	Logan STONE	1	7	8.45 miles	Yamaha R6

BMCRC - MRO Championships 2024 - Rnd 1 @ Brands Hatch Indy

BMCRC Thunderbike Sport & Supertwins

RACE 24 - STATISTICS

CLASS : SUP

8 Starters

Fastest Lap History

NO	NAME	LAP TIME	TIME OF DAY	LAP	VEHICLE
79	James O'MARA	53.151	17:13:34.185	2	BMW F900R
79	James O'MARA	53.003	17:14:27.188	3	BMW F900R
79	James O'MARA	52.406	17:15:19.593	4	BMW F900R

Leader History

NO	NAME	FROM LAP	LAPS LED	DISTANCE	VEHICLE
79	James O'MARA	1	7	8.45 miles	BMW F900R



**BMCRC
THUNDERBIKE
EXTREME**



**BMCRC
THUNDERBIKE
ULTRA**

TW SUSPENSION BMCRC THUNDERBIKE EXTREME / ALF's MOTORCYCLES BMCRC THUNDERBIKE ULTRA



**BMCRC-MRO Championships - Round 1
Brands Hatch Indy
16th / 17th March 2024**



Timing & Results Provided by Timing Solutions Ltd

www.tsl-timing.com



BrandsHatch

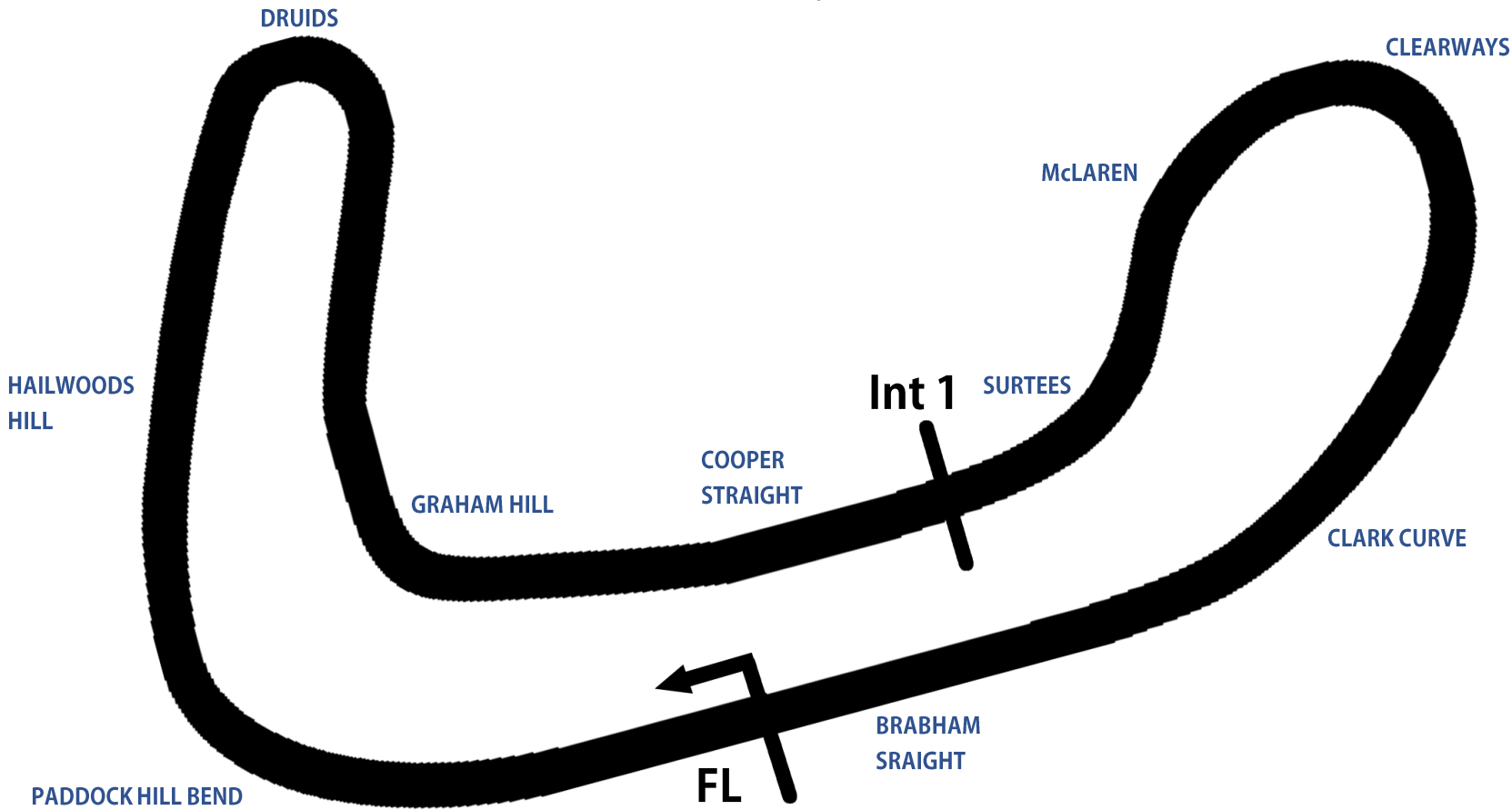
Brands Hatch Indy Circuit

Fawkham, Longfield, Kent, UK

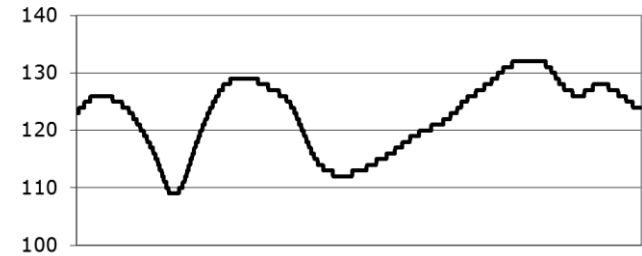


SPORTS TIMING

TIMING SOLUTIONS LTD



Circuit Altitude (m)



Length	1.2079 miles 1.944 km 1944.0 m		
FL		51.36032 N	0.26032 E
Int 1	1112m	51.35934 N	0.25955 E
Pit Entry	1669m	51.35911 N	0.25743 E
Pit Exit	26m after FL	51.36017 N	0.26051 E
Pit Entry - Pit Exit	277m, 19.9s @ 50kph, 16.6s @ 60kph		



BMCRC - MRO Championships 2024 - Rnd 1 @ Brands Hatch Indy

BMCRC Thunderbike Ultra & Extreme

QUALIFYING - CLASSIFICATION

POS	NO	CL	PIC	NAME	ENTRY	TIME	ON	LAPS	GAP	DIFF	MPH
1	818	U	1	Alex SYMON	Kawasaki ZX10R - MCW	49.858	5	6			87.21
2	275	U	2	Mark WILBY	Suzuki GSXR 1000 K6 - Continental Tyres	50.086	6	11	0.228	0.228	86.82
3	53	U	3	Seamus McGLYNN	- S and D Build and Design Ltd	50.349	7	10	0.491	0.263	86.36
4	99	U	4	Steven BUTTERWORTH	Yamaha R1 -	50.599	9	9	0.741	0.250	85.94
5	800	U	5	Morgan CREASEY	Suzuki GSXR 1000 K7 - Warics Ltd	50.946	9	10	1.088	0.347	85.35
6	118	E	1	Darren CORKETT	Suzuki GSXR 750 - Jackson & Phillips	51.068	10	10	1.210	0.122	85.15
7	102	U	6	James FEARN	Suzuki GSXR1000 -	51.070	11	11	1.212	0.002	85.14
8	3	U	7	Chad HASHMI	Suzuki GSXR1000 -	51.279	7	10	1.421	0.209	84.80
9	78	U	8	Jamie THOMAS	Suzuki GSXR 1000 - Team RubyRacing	51.373	9	10	1.515	0.094	84.64
10	129	E	2	Derek CRIPPS	Yamaha R1 - Team FBR	51.736	7	10	1.878	0.363	84.05
11	31	U	9	Max MACRAE	Yamaha R1 - MacRae Racing	51.989	6	9	2.131	0.253	83.64
12	54	E	3	Andrew SAUNDERS	Suzuki GSXR 750 K1 - Ron G & Super Sam	52.425	6	6	2.567	0.436	82.94
13	77	E	4	David MAY	Suzuki GSXR 750 K1 - Orchard cooling/ Team Silver Ar	52.707	10	11	2.849	0.282	82.50
14	23	U	10	Justin ROSE	Yamaha R1 - J. Rose Roofing Services	52.937	9	10	3.079	0.230	82.14
15	46	U	11	Simon GATES	Yamaha YZF R1 - T.A Roden LTD / Canine Plus Hydro	53.047	10	11	3.189	0.110	81.97
16	96	U	12	Pete SCOTT	Suzuki GSXR1000K5 - South Hill MOT Centre	53.181	11	11	3.323	0.134	81.76
17	87	U	13	Dan CHAMBERLIN	Suzuki GSXR 750 -	53.383	5	6	3.525	0.202	81.46
18	19	U	14	Tyler DONOVAN	Kawasaki ZX10R - Tinder Corp	53.515	9	11	3.657	0.132	81.25
19	82	E	5	Matt HINNELLS	Honda CBR 929RR FIREBLADE - FH82Racing	53.576	5	11	3.718	0.061	81.16
20	80	U	15	Mark OVEL	Yamaha R1 -	53.628	9	11	3.770	0.052	81.08
21	169	U	16	Cory SMITH	Suzuki K1 1000 -	53.762	8	10	3.904	0.134	80.88
22	124	E	6	Gareth SKINNER	Aprilia RSVR - Two4 Suspension	53.800	7	11	3.942	0.038	80.82
23	125	U	17	Haydon SMITH	Kawasaki ZXR750R - Shelf & Rail Co.	53.803	9	11	3.945	0.003	80.82
24	4	U	18	Hayden KILLWORTH	Suzuki GSXR 1000 - @GreenPlantUK & H11xy	53.812	11	11	3.954	0.009	80.81
25	48	E	7	Shaun WALLIS	Yamaha R6 - MBC Despatch Racing	53.931	11	11	4.073	0.119	80.63
26	17	U	19	Jordan KILLWORTH	Kawasaki ZX10R - BK Racing / Rabbit	54.011	8	10	4.153	0.080	80.51
27	24	E	8	Andy SCANLON	Yamaha R6 - Hopes, Dreams and Dads wallet	54.045	9	11	4.187	0.034	80.46
28	20	U	20	Connor SWYER	SUZUKI GSXR 1000 K6 - WSC Performance & lleithyr fa	55.261	6	9	5.403	1.216	78.69
29	41	U	21	Paul PRICE	Suzuki GSXR 1000 -	55.684	6	7	5.826	0.423	78.09
30	63*	U	22	Matthew WREN	Suzuki GSXR - TBR Performance	56.795	7	10	6.937	1.111	76.56
31	88	E	9	George PRINOS	Ducati 996 - KAPPA PLANNING LTD	1:00.621	6	9	10.763	3.826	71.73
32	89	E	10	Daryl SKINNS	Suzuki GSXR 750 - Indoor Climate Systems	1:00.779	9	10	10.921	0.158	71.54
33	62	U	23	David PATERSON	Suzuki GSXR1000 - The love of a good woman / JP ra			0			
34	85	U	24	Clinton WOOD	Suzuki GSXR1000 -			0			

Comments:

No. 63 - Please fit a working transponder

Weather / Track : Cloudy / Dry

Date: 16/03/2024 Start: 10:30 Finish: 10:40

These results are provisional until the conclusion of any judicial and technical matters.

Brands Hatch Indy: 1.2079 miles

Clerk Of Course:	Stewards:	Timekeeper:	
		<i>Craig Smith</i>	

Results can be found at www.tsl-timing.com

Printed - 10:42 Saturday, 16 March 2024



BMCRC - MRO Championships 2024 - Rnd 1 @ Brands Hatch Indy

BMCRC Thunderbike Ultra & Extreme

QUALIFYING - SECTOR ANALYSIS



SECTOR 1 = FL to I1, SECTOR 2 = I1 to FL, DIFF = Difference To Personal Best Lap, P = Crossed Finish Line in Pit Lane, D = Time Disallowed

P1 818 U		Alex SYMON		Kawasaki ZX10R - MCW			
IDEAL LAP TIME : 49.732		BEST LAP TIME : 49.858		DIFFERENCE : 0.126			
LAP	SECTOR 1	SECTOR 2	LAP TIME	MPH	DIFF	TIME OF DAY	
1 -	31.294	19.937	51.231	84.88	1.373	10:31:39.111	
2 -	32.443	21.297	53.740	80.91	3.882	10:32:32.851	
3 -	30.290	19.734	50.024 (3)	86.93	0.166	10:33:22.875	
4 -	30.273	19.853	50.126	86.75	0.268	10:34:13.001	
5 -	29.998	19.860	49.858 (1)	87.21		10:35:02.859	
6 -	30.136	19.764	49.900 (2)	87.14	0.042	10:35:52.759	

P2 275 U		Mark WILBY		Suzuki GSXR 1000 K6 - Continental Tyres			
IDEAL LAP TIME : 50.086		BEST LAP TIME : 50.086		DIFFERENCE : 0.000			
LAP	SECTOR 1	SECTOR 2	LAP TIME	MPH	DIFF	TIME OF DAY	
1 -	34.929	21.051	55.980	77.68	5.894	10:31:51.167	
2 -	31.856	21.116	52.972	82.09	2.886	10:32:44.139	
3 -	31.132	20.807	51.939	83.72	1.853	10:33:36.078	
4 -	31.156	20.259	51.415	84.57	1.329	10:34:27.493	
5 -	30.466	20.063	50.529 (3)	86.06	0.443	10:35:18.022	
6 -	30.129	19.957	50.086 (1)	86.82		10:36:08.108	
7 -	30.433	20.032	50.465 (2)	86.17	0.379	10:36:58.573	
8 -	30.174	20.439	50.613	85.91	0.527	10:37:49.186	
9 -	33.449	21.295	54.744	79.43	4.658	10:38:43.930	
10 -	30.720	20.153	50.873	85.47	0.787	10:39:34.803	
11 -	30.621	20.248	50.869	85.48	0.783	10:40:25.672	

P3 53 U		Seamus McGLYNN		- S and D Build and Design Ltd			
IDEAL LAP TIME : 50.260		BEST LAP TIME : 50.349		DIFFERENCE : 0.089			
LAP	SECTOR 1	SECTOR 2	LAP TIME	MPH	DIFF	TIME OF DAY	
1 -	34.947	21.214	56.161	77.43	5.812	10:31:38.166	
2 -	33.250	21.294	54.544	79.72	4.195	10:32:32.710	
3 -	31.172	20.150	51.322	84.73	0.973	10:33:24.032	
4 -	30.738	20.173	50.911 (3)	85.41	0.562	10:34:14.943	
5 -	30.451	20.026	50.477 (2)	86.15	0.128	10:35:05.420	
6 -	30.753	20.261	51.014	85.24	0.665	10:35:56.434	
7 -	30.234	20.115	50.349 (1)	86.36		10:36:46.783	
8 -	30.386	20.939	51.325	84.72	0.976	10:37:38.108	
9 -	30.920	20.151	51.071	85.14	0.722	10:38:29.179	
10 -	30.872	20.605	51.477	84.47	1.128	10:39:20.656	

P4 99 U		Steven BUTTERWORTH		Yamaha R1 -			
IDEAL LAP TIME : 50.507		BEST LAP TIME : 50.599		DIFFERENCE : 0.092			
LAP	SECTOR 1	SECTOR 2	LAP TIME	MPH	DIFF	TIME OF DAY	
1 -	32.330	20.565	52.895	82.21	2.296	10:31:47.446	
2 -	31.685	20.748	52.433	82.93	1.834	10:32:39.879	
3 -	31.130	20.339	51.469	84.48	0.870	10:33:31.348	
4 -	30.660	20.093	50.753 (2)	85.68	0.154	10:34:22.101	
5 -	30.414	20.340	50.754 (3)	85.68	0.155	10:35:12.855	
6 -	31.011	20.228	51.239	84.86	0.640	10:36:04.094	
7 -	30.552	20.523	51.075	85.14	0.476	10:36:55.169	
8 -	31.714	20.456	52.170	83.35	1.571	10:37:47.339	
9 -	30.431	20.168	50.599 (1)	85.94		10:38:37.938	

BMCRC - MRO Championships 2024 - Rnd 1 @ Brands Hatch Indy

BMCRC Thunderbike Ultra & Extreme

QUALIFYING - SECTOR ANALYSIS



SECTOR 1 = FL to I1, SECTOR 2 = I1 to FL, DIFF = Difference To Personal Best Lap, P = Crossed Finish Line in Pit Lane, D = Time Disallowed

P5		800 U	Morgan CREASEY	Suzuki GSXR 1000 K7 - Warics Ltd		
IDEAL LAP TIME : 50.885		BEST LAP TIME : 50.946		DIFFERENCE : 0.061		
LAP	SECTOR 1	SECTOR 2	LAP TIME	MPH	DIFF	TIME OF DAY
1 -	OUTLAP	22.675	1:04.811	67.09	13.865	10:32:32.883
2 -	33.073	21.242	54.315	80.06	3.369	10:33:27.198
3 -	32.330	20.859	53.189	81.75	2.243	10:34:20.387
4 -	31.642	20.644	52.286	83.16	1.340	10:35:12.673
5 -	31.720	20.639	52.359	83.05	1.413	10:36:05.032
6 -	31.168	20.394	51.562	84.33	0.616	10:36:56.594
7 -	31.290	21.109	52.399	82.99	1.453	10:37:48.993
8 -	31.095	20.159	51.254 (3)	84.84	0.308	10:38:40.247
9 -	30.726	20.220	50.946 (1)	85.35		10:39:31.193
10 -	30.868	20.340	51.208 (2)	84.92	0.262	10:40:22.401

P6		118 E	Darren CORKETT	Suzuki GSXR 750 - Jackson & Phillips		
IDEAL LAP TIME : 50.941		BEST LAP TIME : 51.068		DIFFERENCE : 0.127		
LAP	SECTOR 1	SECTOR 2	LAP TIME	MPH	DIFF	TIME OF DAY
1 -	33.595	21.297	54.892	79.22	3.824	10:31:38.664
2 -	33.204	21.443	54.647	79.57	3.579	10:32:33.311
3 -	32.878	20.977	53.855	80.74	2.787	10:33:27.166
4 -	30.989	20.664	51.653	84.18	0.585	10:34:18.819
5 -	31.105	20.950	52.055	83.53	0.987	10:35:10.874
6 -	31.690	20.950	52.640	82.61	1.572	10:36:03.514
7 -	30.715	20.802	51.517 (3)	84.41	0.449	10:36:55.031
8 -	32.765	21.129	53.894	80.68	2.826	10:37:48.925
9 -	30.850	20.409	51.259 (2)	84.83	0.191	10:38:40.184
10 -	30.532	20.536	51.068 (1)	85.15		10:39:31.252

P7		102 U	James FEARN	Suzuki GSXR1000 -		
IDEAL LAP TIME : 50.939		BEST LAP TIME : 51.070		DIFFERENCE : 0.131		
LAP	SECTOR 1	SECTOR 2	LAP TIME	MPH	DIFF	TIME OF DAY
1 -	35.415	21.704	57.119	76.13	6.049	10:32:13.471
2 -	32.184	21.687	53.871	80.72	2.801	10:33:07.342
3 -	32.358	20.647	53.005	82.04	1.935	10:34:00.347
4 -	31.490	21.110	52.600	82.67	1.530	10:34:52.947
5 -	31.886	20.561	52.447	82.91	1.377	10:35:45.394
6 -	31.854	21.554	53.408	81.42	2.338	10:36:38.802
7 -	31.270	20.210	51.480 (2)	84.47	0.410	10:37:30.282
8 -	32.112	20.995	53.107	81.88	2.037	10:38:23.389
9 -	31.745	20.567	52.312	83.12	1.242	10:39:15.701
10 -	30.869	20.683	51.552 (3)	84.35	0.482	10:40:07.253
11 -	30.729	20.341	51.070 (1)	85.14		10:40:58.323

P8		3 U	Chad HASHMI	Suzuki GSXR1000 -		
IDEAL LAP TIME : 50.930		BEST LAP TIME : 51.279		DIFFERENCE : 0.349		
LAP	SECTOR 1	SECTOR 2	LAP TIME	MPH	DIFF	TIME OF DAY
1 -	35.880	22.514	58.394	74.47	7.115	10:32:15.192
2 -	31.710	21.156	52.866	82.25	1.587	10:33:08.058
3 -	32.107	20.415	52.522	82.79	1.243	10:34:00.580
4 -	31.233	20.932	52.165 (3)	83.36	0.886	10:34:52.745
5 -	31.563	20.830	52.393	82.99	1.114	10:35:45.138
6 -	31.942	21.494	53.436	81.37	2.157	10:36:38.574
7 -	30.906	20.373	51.279 (1)	84.80		10:37:29.853
8 -	34.576	23.117	57.693	75.37	6.414	10:38:27.546
9 -	34.962	21.189	56.151	77.44	4.872	10:39:23.697
10 -	30.557	20.861	51.418 (2)	84.57	0.139	10:40:15.115

BMCRC - MRO Championships 2024 - Rnd 1 @ Brands Hatch Indy

BMCRC Thunderbike Ultra & Extreme

QUALIFYING - SECTOR ANALYSIS



SECTOR 1 = FL to I1, SECTOR 2 = I1 to FL, DIFF = Difference To Personal Best Lap, P = Crossed Finish Line in Pit Lane, D = Time Disallowed

P9 78 U		Jamie THOMAS		Suzuki GSXR 1000 - Team RubyRacing			
IDEAL LAP TIME : 51.373		BEST LAP TIME : 51.373		DIFFERENCE : 0.000			
LAP	SECTOR 1	SECTOR 2	LAP TIME	MPH	DIFF	TIME OF DAY	
1 -	33.233	21.078	54.311	80.06	2.938	10:31:42.295	
2 -	31.951	20.982	52.933	82.15	1.560	10:32:35.228	
3 -	31.639	20.591	52.230	83.25	0.857	10:33:27.458	
4 -	31.426	20.470	51.896 (2)	83.79	0.523	10:34:19.354	
5 -	31.368	20.680	52.048	83.54	0.675	10:35:11.402	
6 -	32.067	20.529	52.596	82.67	1.223	10:36:03.998	
7 -	31.675	IN PIT	1:57.722 P	36.93	1:06.349	10:38:01.720	
8 -	OUTLAP	20.774	56.338	77.18	4.965	10:38:58.058	
9 -	31.156	20.217	51.373 (1)	84.64		10:39:49.431	
10 -	31.331	20.635	51.966 (3)	83.68	0.593	10:40:41.397	

P10 129 E		Derek CRIPPS		Yamaha R1 - Team FBR			
IDEAL LAP TIME : 51.649		BEST LAP TIME : 51.736		DIFFERENCE : 0.087			
LAP	SECTOR 1	SECTOR 2	LAP TIME	MPH	DIFF	TIME OF DAY	
1 -	35.956	22.371	58.327	74.55	6.591	10:31:50.332	
2 -	32.987	21.624	54.611	79.62	2.875	10:32:44.943	
3 -	33.549	21.476	55.025	79.02	3.289	10:33:39.968	
4 -	31.999	20.895	52.894	82.21	1.158	10:34:32.862	
5 -	32.193	20.806	52.999	82.05	1.263	10:35:25.861	
6 -	31.121	20.680	51.801 (2)	83.94	0.065	10:36:17.662	
7 -	31.034	20.702	51.736 (1)	84.05		10:37:09.398	
8 -	31.287	20.810	52.097 (3)	83.47	0.361	10:38:01.495	
9 -	31.777	20.781	52.558	82.73	0.822	10:38:54.053	
10 -	31.764	20.615	52.379	83.02	0.643	10:39:46.432	

P11 31 U		Max MACRAE		Yamaha R1 - MacRae Racing			
IDEAL LAP TIME : 51.764		BEST LAP TIME : 51.989		DIFFERENCE : 0.225			
LAP	SECTOR 1	SECTOR 2	LAP TIME	MPH	DIFF	TIME OF DAY	
1 -	33.602	21.181	54.783	79.37	2.794	10:31:51.772	
2 -	32.054	21.214	53.268	81.63	1.279	10:32:45.040	
3 -	33.606	21.192	54.798	79.35	2.809	10:33:39.838	
4 -	31.558	20.583	52.141	83.40	0.152	10:34:31.979	
5 -	32.035	20.600	52.635	82.61	0.646	10:35:24.614	
6 -	31.509	20.480	51.989 (1)	83.64		10:36:16.603	
7 -	31.284	20.828	52.112 (2)	83.44	0.123	10:37:08.715	
8 -	31.566	20.652	52.218	83.27	0.229	10:38:00.933	
9 -	31.517	20.595	52.112 (2)	83.44	0.123	10:38:53.045	

P12 54 E		Andrew SAUNDERS		Suzuki GSXR 750 K1 - Ron G & Super Sam			
IDEAL LAP TIME : 52.365		BEST LAP TIME : 52.425		DIFFERENCE : 0.060			
LAP	SECTOR 1	SECTOR 2	LAP TIME	MPH	DIFF	TIME OF DAY	
1 -	36.008	22.295	58.303	74.58	5.878	10:31:47.328	
2 -	33.438	21.131	54.569	79.69	2.144	10:32:41.897	
3 -	32.771	20.805	53.576	81.16	1.151	10:33:35.473	
4 -	31.927	20.580	52.507 (2)	82.81	0.082	10:34:27.980	
5 -	32.139	20.553	52.692 (3)	82.52	0.267	10:35:20.672	
6 -	31.812	20.613	52.425 (1)	82.94		10:36:13.097	

BMCRC - MRO Championships 2024 - Rnd 1 @ Brands Hatch Indy

BMCRC Thunderbike Ultra & Extreme

QUALIFYING - SECTOR ANALYSIS



SECTOR 1 = FL to I1, SECTOR 2 = I1 to FL, DIFF = Difference To Personal Best Lap, P = Crossed Finish Line in Pit Lane, D = Time Disallowed

P13 77 E		David MAY		Suzuki GSXR 750 K1 - Orchard cooling/ Team Silver Arrows			
IDEAL LAP TIME : 52.506		BEST LAP TIME : 52.707		DIFFERENCE : 0.201			
LAP	SECTOR 1	SECTOR 2	LAP TIME	MPH	DIFF	TIME OF DAY	
1 -	35.938	22.227	58.165	74.76	5.458	10:31:53.630	
2 -	33.537	21.355	54.892	79.22	2.185	10:32:48.522	
3 -	32.363	21.639	54.002	80.52	1.295	10:33:42.524	
4 -	32.583	21.303	53.886	80.70	1.179	10:34:36.410	
5 -	32.479	21.479	53.958	80.59	1.251	10:35:30.368	
6 -	31.849	21.031	52.880 (2)	82.23	0.173	10:36:23.248	
7 -	32.232	21.066	53.298	81.59	0.591	10:37:16.546	
8 -	31.711	22.177	53.888	80.69	1.181	10:38:10.434	
9 -	31.950	21.404	53.354	81.50	0.647	10:39:03.788	
10 -	31.912	20.795	52.707 (1)	82.50		10:39:56.495	
11 -	32.277	21.006	53.283 (3)	81.61	0.576	10:40:49.778	

P14 23 U		Justin ROSE		Yamaha R1 - J. Rose Roofing Services			
IDEAL LAP TIME : 52.758		BEST LAP TIME : 52.937		DIFFERENCE : 0.179			
LAP	SECTOR 1	SECTOR 2	LAP TIME	MPH	DIFF	TIME OF DAY	
1 -	35.065	21.901	56.966	76.33	4.029	10:31:45.886	
2 -	33.123	21.393	54.516	79.76	1.579	10:32:40.402	
3 -	32.927	21.201	54.128	80.33	1.191	10:33:34.530	
4 -	32.257	20.979	53.236	81.68	0.299	10:34:27.766	
5 -	31.960	21.086	53.046 (2)	81.97	0.109	10:35:20.812	
6 -	32.308	21.008	53.316	81.56	0.379	10:36:14.128	
7 -	32.327	21.398	53.725	80.94	0.788	10:37:07.853	
8 -	32.190	20.907	53.097 (3)	81.89	0.160	10:38:00.950	
9 -	31.851	21.086	52.937 (1)	82.14		10:38:53.887	
10 -	33.191	21.092	54.283	80.10	1.346	10:39:48.170	

P15 46 U		Simon GATES		Yamaha YZF R1 - T.A Roden LTD / Canine Plus Hydro			
IDEAL LAP TIME : 53.047		BEST LAP TIME : 53.047		DIFFERENCE : 0.000			
LAP	SECTOR 1	SECTOR 2	LAP TIME	MPH	DIFF	TIME OF DAY	
1 -	35.362	21.766	57.128	76.12	4.081	10:31:47.898	
2 -	34.363	22.566	56.929	76.38	3.882	10:32:44.827	
3 -	34.689	23.344	58.033	74.93	4.986	10:33:42.860	
4 -	33.526	21.727	55.253	78.70	2.206	10:34:38.113	
5 -	33.252	21.477	54.729	79.45	1.682	10:35:32.842	
6 -	33.239	21.120	54.359	79.99	1.312	10:36:27.201	
7 -	32.645	21.030	53.675 (3)	81.01	0.628	10:37:20.876	
8 -	32.479	20.827	53.306 (2)	81.57	0.259	10:38:14.182	
9 -	32.580	21.104	53.684	81.00	0.637	10:39:07.866	
10 -	32.273	20.774	53.047 (1)	81.97		10:40:00.913	
11 -	32.498	21.244	53.742	80.91	0.695	10:40:54.655	

P16 96 U		Pete SCOTT		Suzuki GSXR1000K5 - South Hill MOT Centre			
IDEAL LAP TIME : 52.996		BEST LAP TIME : 53.181		DIFFERENCE : 0.185			
LAP	SECTOR 1	SECTOR 2	LAP TIME	MPH	DIFF	TIME OF DAY	
1 -	33.688	21.870	55.558	78.27	2.377	10:31:49.811	
2 -	32.859	22.500	55.359	78.55	2.178	10:32:45.170	
3 -	33.884	22.874	56.758	76.61	3.577	10:33:41.928	
4 -	32.900	21.479	54.379	79.96	1.198	10:34:36.307	
5 -	33.080	21.411	54.491	79.80	1.310	10:35:30.798	
6 -	32.725	21.301	54.026	80.49	0.845	10:36:24.824	
7 -	32.527	21.139	53.666 (2)	81.03	0.485	10:37:18.490	
8 -	32.645	21.228	53.873 (3)	80.71	0.692	10:38:12.363	
9 -	32.271	21.831	54.102	80.37	0.921	10:39:06.465	
10 -	32.593	21.491	54.084	80.40	0.903	10:40:00.549	
11 -	31.857	21.324	53.181 (1)	81.76		10:40:53.730	

BMCRC - MRO Championships 2024 - Rnd 1 @ Brands Hatch Indy

BMCRC Thunderbike Ultra & Extreme

QUALIFYING - SECTOR ANALYSIS



SECTOR 1 = FL to I1, SECTOR 2 = I1 to FL, DIFF = Difference To Personal Best Lap, P = Crossed Finish Line in Pit Lane, D = Time Disallowed

P17 87 U		Dan CHAMBERLIN		Suzuki GSXR 750 -			
IDEAL LAP TIME : 53.246		BEST LAP TIME : 53.383		DIFFERENCE : 0.137			
LAP	SECTOR 1	SECTOR 2	LAP TIME	MPH	DIFF	TIME OF DAY	
1 -	34.470	21.497	55.967	77.69	2.584	10:31:52.957	
2 -	33.001	21.861	54.862	79.26	1.479	10:32:47.819	
3 -	32.407	21.935	54.342	80.02	0.959	10:33:42.161	
4 -	32.096	21.401	53.497 (3)	81.28	0.114	10:34:35.658	
5 -	32.178	21.205	53.383 (1)	81.46		10:35:29.041	
6 -	32.343	21.150	53.493 (2)	81.29	0.110	10:36:22.534	

P18 19 U		Tyler DONOVAN		Kawasaki ZX10R - Tinder Corp			
IDEAL LAP TIME : 53.384		BEST LAP TIME : 53.515		DIFFERENCE : 0.131			
LAP	SECTOR 1	SECTOR 2	LAP TIME	MPH	DIFF	TIME OF DAY	
1 -	35.537	23.005	58.542	74.28	5.027	10:31:47.612	
2 -	34.413	22.437	56.850	76.49	3.335	10:32:44.462	
3 -	33.626	22.195	55.821	77.90	2.306	10:33:40.283	
4 -	33.338	22.131	55.469	78.39	1.954	10:34:35.752	
5 -	32.924	21.789	54.713	79.48	1.198	10:35:30.465	
6 -	32.748	21.751	54.499	79.79	0.984	10:36:24.964	
7 -	32.942	21.582	54.524	79.75	1.009	10:37:19.488	
8 -	32.215	21.455	53.670 (2)	81.02	0.155	10:38:13.158	
9 -	32.074	21.441	53.515 (1)	81.25		10:39:06.673	
10 -	32.718	21.310	54.028	80.48	0.513	10:40:00.701	
11 -	32.335	21.390	53.725 (3)	80.94	0.210	10:40:54.426	

P19 82 E		Matt HINNELLS		Honda CBR 929RR FIREBLADE - FH82Racing			
IDEAL LAP TIME : 53.469		BEST LAP TIME : 53.576		DIFFERENCE : 0.107			
LAP	SECTOR 1	SECTOR 2	LAP TIME	MPH	DIFF	TIME OF DAY	
1 -	36.628	22.778	59.406	73.20	5.830	10:32:01.060	
2 -	34.083	22.214	56.297	77.24	2.721	10:32:57.357	
3 -	33.214	21.267	54.481	79.81	0.905	10:33:51.838	
4 -	32.753	21.709	54.462	79.84	0.886	10:34:46.300	
5 -	32.482	21.094	53.576 (1)	81.16		10:35:39.876	
6 -	32.648	22.430	55.078	78.95	1.502	10:36:34.954	
7 -	32.685	21.656	54.341	80.02	0.765	10:37:29.295	
8 -	33.145	21.921	55.066	78.97	1.490	10:38:24.361	
9 -	32.494	21.348	53.842 (3)	80.76	0.266	10:39:18.203	
10 -	32.484	22.479	54.963	79.11	1.387	10:40:13.166	
11 -	32.375	21.223	53.598 (2)	81.13	0.022	10:41:06.764	

P20 80 U		Mark OVEL		Yamaha R1 -			
IDEAL LAP TIME : 53.389		BEST LAP TIME : 53.628		DIFFERENCE : 0.239			
LAP	SECTOR 1	SECTOR 2	LAP TIME	MPH	DIFF	TIME OF DAY	
1 -	35.443	23.040	58.483	74.35	4.855	10:31:59.722	
2 -	34.698	22.184	56.882	76.44	3.254	10:32:56.604	
3 -	32.522	21.608	54.130	80.33	0.502	10:33:50.734	
4 -	32.679	21.898	54.577	79.67	0.949	10:34:45.311	
5 -	32.602	21.064	53.666 (2)	81.03	0.038	10:35:38.977	
6 -	33.225	21.000	54.225	80.19	0.597	10:36:33.202	
7 -	33.929	21.463	55.392	78.50	1.764	10:37:28.594	
8 -	33.546	21.881	55.427	78.45	1.799	10:38:24.021	
9 -	32.389	21.239	53.628 (1)	81.08		10:39:17.649	
10 -	33.580	22.612	56.192	77.38	2.564	10:40:13.841	
11 -	32.760	21.191	53.951 (3)	80.60	0.323	10:41:07.792	

BMCRC - MRO Championships 2024 - Rnd 1 @ Brands Hatch Indy

BMCRC Thunderbike Ultra & Extreme

QUALIFYING - SECTOR ANALYSIS



SECTOR 1 = FL to I1, SECTOR 2 = I1 to FL, DIFF = Difference To Personal Best Lap, P = Crossed Finish Line in Pit Lane, D = Time Disallowed

P21 169 U		Cory SMITH		Suzuki K1 1000 -		
IDEAL LAP TIME : 53.716		BEST LAP TIME : 53.762		DIFFERENCE : 0.046		
LAP	SECTOR 1	SECTOR 2	LAP TIME	MPH	DIFF	TIME OF DAY
1 -	OUTLAP	22.480	1:01.735	70.43	7.973	10:32:39.033
2 -	35.718	21.874	57.592	75.50	3.830	10:33:36.625
3 -	33.245	21.905	55.150	78.85	1.388	10:34:31.775
4 -	33.418	21.644	55.062	78.97	1.300	10:35:26.837
5 -	32.902	21.546	54.448	79.86	0.686	10:36:21.285
6 -	32.638	21.470	54.108 (3)	80.36	0.346	10:37:15.393
7 -	32.690	21.856	54.546	79.72	0.784	10:38:09.939
8 -	32.332	21.430	53.762 (1)	80.88		10:39:03.701
9 -	32.662	21.384	54.046 (2)	80.46	0.284	10:39:57.747
10 -	33.172	23.045	56.217	77.35	2.455	10:40:53.964

P22 124 E		Gareth SKINNER		Aprilia RSVR - Two4 Suspension		
IDEAL LAP TIME : 53.799		BEST LAP TIME : 53.800		DIFFERENCE : 0.001		
LAP	SECTOR 1	SECTOR 2	LAP TIME	MPH	DIFF	TIME OF DAY
1 -	38.045	23.350	1:01.395	70.82	7.595	10:31:57.915
2 -	33.655	21.602	55.257	78.69	1.457	10:32:53.172
3 -	32.957	21.498	54.455	79.85	0.655	10:33:47.627
4 -	33.798	21.478	55.276	78.67	1.476	10:34:42.903
5 -	33.082	21.296	54.378 (3)	79.96	0.578	10:35:37.281
6 -	33.524	21.646	55.170	78.82	1.370	10:36:32.451
7 -	32.591	21.209	53.800 (1)	80.82		10:37:26.251
8 -	33.827	21.344	55.171	78.82	1.371	10:38:21.422
9 -	33.055	21.449	54.504	79.78	0.704	10:39:15.926
10 -	33.944	21.373	55.317	78.61	1.517	10:40:11.243
11 -	32.590	21.453	54.043 (2)	80.46	0.243	10:41:05.286

P23 125 U		Haydon SMITH		Kawasaki ZXR750R - Shelf & Rail Co.		
IDEAL LAP TIME : 53.694		BEST LAP TIME : 53.803		DIFFERENCE : 0.109		
LAP	SECTOR 1	SECTOR 2	LAP TIME	MPH	DIFF	TIME OF DAY
1 -	36.246	22.779	59.025	73.67	5.222	10:32:01.311
2 -	34.331	22.166	56.497	76.97	2.694	10:32:57.808
3 -	33.778	21.939	55.717	78.04	1.914	10:33:53.525
4 -	33.226	21.887	55.113	78.90	1.310	10:34:48.638
5 -	33.443	21.860	55.303	78.63	1.500	10:35:43.941
6 -	32.967	22.005	54.972	79.10	1.169	10:36:38.913
7 -	32.526	21.377	53.903 (3)	80.67	0.100	10:37:32.816
8 -	32.737	21.695	54.432	79.89	0.629	10:38:27.248
9 -	32.373	21.430	53.803 (1)	80.82		10:39:21.051
10 -	32.350	21.512	53.862 (2)	80.73	0.059	10:40:14.913
11 -	32.989	21.344	54.333	80.03	0.530	10:41:09.246

P24 4 U		Hayden KILLWORTH		Suzuki GSXR 1000 - @GreenPlantUK & H11xy		
IDEAL LAP TIME : 53.778		BEST LAP TIME : 53.812		DIFFERENCE : 0.034		
LAP	SECTOR 1	SECTOR 2	LAP TIME	MPH	DIFF	TIME OF DAY
1 -	38.359	22.730	1:01.089	71.18	7.277	10:31:58.035
2 -	34.427	21.189	55.616	78.18	1.804	10:32:53.651
3 -	33.396	21.467	54.863	79.26	1.051	10:33:48.514
4 -	34.233	21.256	55.489	78.36	1.677	10:34:44.003
5 -	33.209	21.064	54.273 (3)	80.12	0.461	10:35:38.276
6 -	33.390	21.149	54.539	79.73	0.727	10:36:32.815
7 -	33.865	21.420	55.285	78.65	1.473	10:37:28.100
8 -	32.861	21.001	53.862 (2)	80.73	0.050	10:38:21.962
9 -	33.170	21.235	54.405	79.93	0.593	10:39:16.367
10 -	33.896	22.014	55.910	77.77	2.098	10:40:12.277
11 -	32.895	20.917	53.812 (1)	80.81		10:41:06.089

BMCRC - MRO Championships 2024 - Rnd 1 @ Brands Hatch Indy

BMCRC Thunderbike Ultra & Extreme

QUALIFYING - SECTOR ANALYSIS



SECTOR 1 = FL to I1, SECTOR 2 = I1 to FL, DIFF = Difference To Personal Best Lap, P = Crossed Finish Line in Pit Lane, D = Time Disallowed

P25 48 E		Shaun WALLIS		Yamaha R6 - MBC Despatch Racing			
IDEAL LAP TIME : 53.931		BEST LAP TIME : 53.931		DIFFERENCE : 0.000			
LAP	SECTOR 1	SECTOR 2	LAP TIME	MPH	DIFF	TIME OF DAY	
1 -	35.373	22.271	57.644	75.43	3.713	10:31:52.443	
2 -	33.452	22.747	56.199	77.37	2.268	10:32:48.642	
3 -	33.028	22.028	55.056	78.98	1.125	10:33:43.698	
4 -	33.274	21.974	55.248	78.71	1.317	10:34:38.946	
5 -	33.219	21.550	54.769	79.39	0.838	10:35:33.715	
6 -	33.227	21.699	54.926	79.17	0.995	10:36:28.641	
7 -	33.082	21.811	54.893	79.21	0.962	10:37:23.534	
8 -	32.859	21.707	54.566 (2)	79.69	0.635	10:38:18.100	
9 -	32.748	22.394	55.142	78.86	1.211	10:39:13.242	
10 -	32.847	21.806	54.653 (3)	79.56	0.722	10:40:07.895	
11 -	32.412	21.519	53.931 (1)	80.63		10:41:01.826	

P26 17 U		Jordan KILLWORTH		Kawasaki ZX10R - BK Racing / Rabbit			
IDEAL LAP TIME : 54.011		BEST LAP TIME : 54.011		DIFFERENCE : 0.000			
LAP	SECTOR 1	SECTOR 2	LAP TIME	MPH	DIFF	TIME OF DAY	
1 -	36.598	22.479	59.077	73.60	5.066	10:32:02.787	
2 -	34.642	22.236	56.878	76.45	2.867	10:32:59.665	
3 -	35.003	22.793	57.796	75.24	3.785	10:33:57.461	
4 -	34.013	22.054	56.067	77.56	2.056	10:34:53.528	
5 -	32.995	21.971	54.966	79.11	0.955	10:35:48.494	
6 -	33.133	21.740	54.873	79.24	0.862	10:36:43.367	
7 -	33.219	21.463	54.682 (3)	79.52	0.671	10:37:38.049	
8 -	32.625	21.386	54.011 (1)	80.51		10:38:32.060	
9 -	33.112	21.494	54.606 (2)	79.63	0.595	10:39:26.666	
10 -	33.835	22.031	55.866	77.83	1.855	10:40:22.532	

P27 24 E		Andy SCANLON		Yamaha R6 - Hopes, Dreams and Dads wallet			
IDEAL LAP TIME : 54.045		BEST LAP TIME : 54.045		DIFFERENCE : 0.000			
LAP	SECTOR 1	SECTOR 2	LAP TIME	MPH	DIFF	TIME OF DAY	
1 -	36.828	23.015	59.843	72.66	5.798	10:31:50.660	
2 -	35.128	22.756	57.884	75.12	3.839	10:32:48.544	
3 -	33.998	21.884	55.882	77.81	1.837	10:33:44.426	
4 -	34.723	21.897	56.620	76.80	2.575	10:34:41.046	
5 -	33.654	21.885	55.539	78.29	1.494	10:35:36.585	
6 -	33.879	21.873	55.752	77.99	1.707	10:36:32.337	
7 -	33.763	22.046	55.809	77.91	1.764	10:37:28.146	
8 -	33.591	21.740	55.331 (3)	78.59	1.286	10:38:23.477	
9 -	32.513	21.532	54.045 (1)	80.46		10:39:17.522	
10 -	33.013	23.365	56.378	77.13	2.333	10:40:13.900	
11 -	33.488	21.744	55.232 (2)	78.73	1.187	10:41:09.132	

P28 20 U		Connor SWYER		SUZUKI GSXR 1000 K6 - WSC Performace & lleithyr farm & dac			
IDEAL LAP TIME : 55.261		BEST LAP TIME : 55.261		DIFFERENCE : 0.000			
LAP	SECTOR 1	SECTOR 2	LAP TIME	MPH	DIFF	TIME OF DAY	
1 -	OUTLAP	23.899	1:03.237	68.76	7.976	10:32:20.960	
2 -	34.699	22.833	57.532	75.58	2.271	10:33:18.492	
3 -	34.472	22.426	56.898	76.42	1.637	10:34:15.390	
4 -	34.023	22.197	56.220	77.34	0.959	10:35:11.610	
5 -	33.586	22.460	56.046 (3)	77.58	0.785	10:36:07.656	
6 -	33.262	21.999	55.261 (1)	78.69		10:37:02.917	
7 -	33.661	22.022	55.683 (2)	78.09	0.422	10:37:58.600	
8 -	34.637	IN PIT	1:40.533 P	43.25	45.272	10:39:39.133	
9 -	OUTLAP	22.641	1:02.517	69.55	7.256	10:40:41.650	

BMCRC - MRO Championships 2024 - Rnd 1 @ Brands Hatch Indy

BMCRC Thunderbike Ultra & Extreme

QUALIFYING - SECTOR ANALYSIS



SECTOR 1 = FL to I1, SECTOR 2 = I1 to FL, DIFF = Difference To Personal Best Lap, P = Crossed Finish Line in Pit Lane, D = Time Disallowed

P29 41 U Paul PRICE		Suzuki GSXR 1000 -				
IDEAL LAP TIME : 55.163		BEST LAP TIME : 55.684		DIFFERENCE : 0.521		
LAP	SECTOR 1	SECTOR 2	LAP TIME	MPH	DIFF	TIME OF DAY
1 -	39.291	22.801	1:02.092	70.03	6.408	10:32:10.106
2 -	35.295	22.578	57.873	75.14	2.189	10:33:07.979
3 -	34.016	22.618	56.634	76.78	0.950	10:34:04.613
4 -	34.490	22.186	56.676	76.72	0.992	10:35:01.289
5 -	33.892	22.139	56.031 (2)	77.61	0.347	10:35:57.320
6 -	33.174	22.510	55.684 (1)	78.09		10:36:53.004
7 -	34.098	21.989	56.087 (3)	77.53	0.403	10:37:49.091

P30 63 U Matthew WREN		Suzuki GSXR - TBR Performance				
IDEAL LAP TIME :		BEST LAP TIME : 56.795		DIFFERENCE :		
LAP	SECTOR 1	SECTOR 2	LAP TIME	MPH	DIFF	TIME OF DAY
1 -			1:02.609	69.45	5.814	10:31:57.602
2 -			1:00.088	72.37	3.293	10:32:57.690
3 -			1:00.587	71.77	3.792	10:33:58.277
4 -			58.892	73.84	2.097	10:34:57.169
5 -			59.958	72.52	3.163	10:35:57.127
6 -			58.635	74.16	1.840	10:36:55.762
7 -			56.795 (1)	76.56		10:37:52.557
8 -			59.978	72.50	3.183	10:38:52.535
9 -			57.678 (2)	75.39	0.883	10:39:50.214
10 -			58.256 (3)	74.64	1.461	10:40:48.470

P31 88 E George PRINOS		Ducati 996 - KAPPA PLANNING LTD				
IDEAL LAP TIME : 1:00.287		BEST LAP TIME : 1:00.621		DIFFERENCE : 0.334		
LAP	SECTOR 1	SECTOR 2	LAP TIME	MPH	DIFF	TIME OF DAY
1 -	OUTLAP	25.862	1:13.110	59.48	12.489	10:32:38.393
2 -	40.221	25.520	1:05.741	66.14	5.120	10:33:44.134
3 -	38.809	24.925	1:03.734	68.23	3.113	10:34:47.868
4 -	37.597	24.196	1:01.793	70.37	1.172	10:35:49.661
5 -	37.187	24.315	1:01.502	70.70	0.881	10:36:51.163
6 -	37.112	23.509	1:00.621 (1)	71.73		10:37:51.784
7 -	36.778	24.024	1:00.802 (3)	71.52	0.181	10:38:52.586
8 -	37.194	23.779	1:00.973	71.32	0.352	10:39:53.559
9 -	37.030	23.752	1:00.782 (2)	71.54	0.161	10:40:54.341

P32 89 E Daryl SKINNS		Suzuki GSXR 750 - Indoor Climate Systems				
IDEAL LAP TIME : 1:00.681		BEST LAP TIME : 1:00.779		DIFFERENCE : 0.098		
LAP	SECTOR 1	SECTOR 2	LAP TIME	MPH	DIFF	TIME OF DAY
1 -	40.734	25.633	1:06.367	65.52	5.588	10:32:01.093
2 -	38.632	24.697	1:03.329	68.66	2.550	10:33:04.422
3 -	37.213	24.160	1:01.373	70.85	0.594	10:34:05.795
4 -	37.387	23.916	1:01.303	70.93	0.524	10:35:07.098
5 -	37.268	24.211	1:01.479	70.73	0.700	10:36:08.577
6 -	36.773	24.421	1:01.194 (3)	71.06	0.415	10:37:09.771
7 -	36.942	24.091	1:01.033 (2)	71.25	0.254	10:38:10.804
8 -	37.842	24.499	1:02.341	69.75	1.562	10:39:13.145
9 -	36.765	24.014	1:00.779 (1)	71.54		10:40:13.924
10 -	37.485	23.964	1:01.449	70.76	0.670	10:41:15.373

BMCRC - MRO Championships 2024 - Rnd 1 @ Brands Hatch Indy

BMCRC Thunderbike Ultra & Extreme

QUALIFYING - BEST SECTORS

SECTOR 1				SECTOR 2				IDEAL / BEST COMPARISON				
POS	NO	NAME	TIME	NO	NAME	TIME	POS	NO	NAME	IDEAL	BEST	DIFF
									PERFECT LAP	49.732		
1	818	SYMON	29.998	818	SYMON	19.734	1	818	SYMON	49.732	49.858	0.126
2	275	WILBY	30.129	275	WILBY	19.957	2	275	WILBY	50.086	50.086	0.000
3	53	McGLYNN	30.234	53	McGLYNN	20.026	3	53	McGLYNN	50.260	50.349	0.089
4	99	BUTTERWORTH	30.414	99	BUTTERWORTH	20.093	4	99	BUTTERWORTH	50.507	50.599	0.092
5	118	CORKETT	30.532	800	CREASEY	20.159	5	800	CREASEY	50.885	50.946	0.061
6	3	HASHMI	30.557	102	FEARN	20.210	6	3	HASHMI	50.930	51.279	0.349
7	800	CREASEY	30.726	78	THOMAS	20.217	7	102	FEARN	50.939	51.070	0.131
8	102	FEARN	30.729	3	HASHMI	20.373	8	118	CORKETT	50.941	51.068	0.127
9	129	CRIPPS	31.034	118	CORKETT	20.409	9	78	THOMAS	51.373	51.373	0.000
10	78	THOMAS	31.156	31	MACRAE	20.480	10	129	CRIPPS	51.649	51.736	0.087
11	31	MACRAE	31.284	54	SAUNDERS	20.553	11	31	MACRAE	51.764	51.989	0.225
12	77	MAY	31.711	129	CRIPPS	20.615	12	54	SAUNDERS	52.365	52.425	0.060
13	54	SAUNDERS	31.812	46	GATES	20.774	13	77	MAY	52.506	52.707	0.201
14	23	ROSE	31.851	77	MAY	20.795	14	23	ROSE	52.758	52.937	0.179
15	96	SCOTT	31.857	23	ROSE	20.907	15	96	SCOTT	52.996	53.181	0.185
16	19	DONOVAN	32.074	4	KILLWORTH	20.917	16	46	GATES	53.047	53.047	0.000
17	87	CHAMBERLIN	32.096	80	OVEL	21.000	17	87	CHAMBERLIN	53.246	53.383	0.137
18	46	GATES	32.273	82	HINNELLS	21.094	18	19	DONOVAN	53.384	53.515	0.131
19	169	SMITH	32.332	96	SCOTT	21.139	19	80	OVEL	53.389	53.628	0.239
20	125	SMITH	32.350	87	CHAMBERLIN	21.150	20	82	HINNELLS	53.469	53.576	0.107
21	82	HINNELLS	32.375	124	SKINNER	21.209	21	125	SMITH	53.694	53.803	0.109
22	80	OVEL	32.389	19	DONOVAN	21.310	22	169	SMITH	53.716	53.762	0.046
23	48	WALLIS	32.412	125	SMITH	21.344	23	4	KILLWORTH	53.778	53.812	0.034
24	24	SCANLON	32.513	169	SMITH	21.384	24	124	SKINNER	53.799	53.800	0.001
25	124	SKINNER	32.590	17	KILLWORTH	21.386	25	48	WALLIS	53.931	53.931	0.000
26	17	KILLWORTH	32.625	48	WALLIS	21.519	26	17	KILLWORTH	54.011	54.011	0.000
27	4	KILLWORTH	32.861	24	SCANLON	21.532	27	24	SCANLON	54.045	54.045	0.000
28	41	PRICE	33.174	41	PRICE	21.989	28	41	PRICE	55.163	55.684	0.521
29	20	SWYER	33.262	20	SWYER	21.999	29	20	SWYER	55.261	55.261	0.000
30	89	SKINNS	36.765	88	PRINOS	23.509	30	88	PRINOS	1:00.287	1:00.621	0.334
31	88	PRINOS	36.778	89	SKINNS	23.916	31	89	SKINNS	1:00.681	1:00.779	0.098
32	85	WOOD	46.380				32	63	WREN		56.795	
33	62	PATERSON	48.404									
34												

BMCRC - MRO Championships 2024 - Rnd 1 @ Brands Hatch Indy

BMCRC Thunderbike Ultra & Extreme

QUALIFYING - STATISTICS

Competitors Started 34
Planned Start 2024-03-16 @ 10:24:00.000
Actual Start 2024-03-16 @ 10:30:16.304
Finish Time 2024-03-16 @ 10:40:16.041
Track Length 1.2079mi.
Total Laps 314
Total Distance Covered 379.2949mi.

Session Fastest Lap History

NO	CL	NAME	LAP TIME	TIME OF DAY	LAP	VEHICLE
53	U	Seamus McGLYNN	56.161	10:31:38.180	1	
118	E	Darren CORKETT	54.892	10:31:38.670	1	Suzuki GSXR 750
818	U	Alex SYMON	51.231	10:31:39.119	1	Kawasaki ZX10R
818	U	Alex SYMON	50.024	10:33:22.883	3	Kawasaki ZX10R
818	U	Alex SYMON	49.858	10:35:02.867	5	Kawasaki ZX10R

Flag History

TYPE	TIME OF DAY
GREEN	10:30:16.304
FINISH	10:40:16.041

Flag Statistics

TYPE	COUNT	TOTAL LAPS	TOTAL TIME
Green	1	11	11:39.504
Red	0	0	0.000
Safety Car	0	0	0.000
FCY	0	0	0.000

BMCRC - MRO Championships 2024 - Rnd 1 @ Brands Hatch Indy

BMCRC Thunderbike Ultra & Extreme

QUALIFYING - STATISTICS

CLASS : E

10 Starters

Fastest Lap History

NO	NAME	LAP TIME	TIME OF DAY	LAP	VEHICLE
118	Darren CORKETT	54.892	10:31:38.670	1	Suzuki GSXR 750
118	Darren CORKETT	54.647	10:32:33.317	2	Suzuki GSXR 750
54	Andrew SAUNDERS	54.569	10:32:41.908	2	Suzuki GSXR 750 K1
118	Darren CORKETT	53.855	10:33:27.174	3	Suzuki GSXR 750
54	Andrew SAUNDERS	53.576	10:33:35.483	3	Suzuki GSXR 750 K1
118	Darren CORKETT	51.653	10:34:18.826	4	Suzuki GSXR 750
118	Darren CORKETT	51.517	10:36:55.037	7	Suzuki GSXR 750
118	Darren CORKETT	51.259	10:38:40.192	9	Suzuki GSXR 750
118	Darren CORKETT	51.068	10:39:31.252	10	Suzuki GSXR 750

BMCRC - MRO Championships 2024 - Rnd 1 @ Brands Hatch Indy

BMCRC Thunderbike Ultra & Extreme

QUALIFYING - STATISTICS

CLASS : U

24 Starters

Fastest Lap History

NO	NAME	LAP TIME	TIME OF DAY	LAP	VEHICLE
53	Seamus McGLYNN	56.161	10:31:38.180	1	
818	Alex SYMON	51.231	10:31:39.119	1	Kawasaki ZX10R
818	Alex SYMON	50.024	10:33:22.883	3	Kawasaki ZX10R
818	Alex SYMON	49.858	10:35:02.867	5	Kawasaki ZX10R



BMCRC - MRO Championships 2024 - Rnd 1 @ Brands Hatch Indy

BMCRC Thunderbike Ultra & Extreme

RACE 9 - GRID (9 Laps)

ROW 12	35	65	Ian SOILLEUX	34	85	Clinton WOOD			
ROW 11	33	62	David PATERSON	32	89	Daryl SKINNS	31	88	George PRINOS
ROW 10	30	63	Matthew WREN	29	41	Paul PRICE	28	20	Connor SWYER
ROW 9	27	24	Andy SCANLON	26	17	Jordan KILLWORTH	25	48	Shaun WALLIS
ROW 8	24	4	Hayden KILLWORTH	23	125	Haydon SMITH	22	124	Gareth SKINNER
ROW 7	21	169	Cory SMITH	20	80	Mark OVEL	19	82	Matt HINNELLS
ROW 6	18	19	Tyler DONOVAN	17	87	Dan CHAMBERLIN	16	96	Pete SCOTT
ROW 5	15	46	Simon GATES	14	23	Justin ROSE	13	77	David MAY
ROW 4	12	54	Andrew SAUNDERS	11	31	Max MACRAE	10	129	Derek CRIPPS
ROW 3	9	78	Jamie THOMAS	8	3	Chad HASHMI	7	102	James FEARN
ROW 2	6	118	Darren CORKETT	5	800	Morgan CREASEY	4	99	Steven BUTTERWORTH
ROW 1	3	53	Seamus McGLYNN	2	275	Mark WILBY	1	818	Alex SYMON
Pole									

These results are provisional until the conclusion of any judicial and technical matters.

Brands Hatch Indy: 1.2079 miles

Clerk Of Course:	Stewards:	Timekeeper:	<i>Craig Smith</i>	
------------------	-----------	-------------	--------------------	--

Results can be found at www.tsl-timing.com

Printed - 10:48 Saturday, 16 March 2024





BMCRC - MRO Championships 2024 - Rnd 1 @ Brands Hatch Indy

BMCRC Thunderbike Ultra & Extreme

RACE 9 - CLASSIFICATION

Race Distance: 7 Laps / 8.45 miles

POS	NO	CL	PIC	NAME	ENTRY	LAPS	TIME	GAP	DIFF	MPH	BEST	ON	GRD	↑↓
1	818	U	1	Alex SYMON	Kawasaki ZX10R - MCW	7	5:54.342			85.90	49.661	5	1	0
2	275	U	2	Mark WILBY	Suzuki GSXR 1000 K6 - Continental Tyres	7	5:56.010	1.668	1.668	85.50	49.941	5	2	0
3	99	U	3	Steven BUTTERWORTH	Yamaha R1 -	7	5:56.410	2.068	0.400	85.40	49.573	7	4	1
4	31	U	4	Max MACRAE	Yamaha R1 - MacRae Racing	7	6:03.760	9.418	7.350	83.68	50.498	3	11	7
5	3	U	5	Chad HASHMI	Suzuki GSXR1000 -	7	6:04.131	9.789	0.371	83.59	50.864	4	8	3
6	800	U	6	Morgan CREASEY	Suzuki GSXR 1000 K7 - Warics Ltd	7	6:04.161	9.819	0.030	83.58	50.970	4	5	-1
7	53	U	7	Seamus McGLYNN	- S and D Build and Design Ltd	7	6:04.515	10.173	0.354	83.50	51.082	4	3	-4
8	102	U	8	James FEARN	Suzuki GSXR1000 -	7	6:08.850	14.508	4.335	82.52	51.259	6	7	-1
9	77	E	1	David MAY	Suzuki GSXR 750 K1 - Orchard cooling/ Team Silver Arrows	7	6:09.007	14.665	0.157	82.49	50.767	6	13	4
10	118	E	2	Darren CORKETT	Suzuki GSXR 750 - Jackson & Phillips	7	6:09.341	14.999	0.334	82.41	50.754	6	6	-4
11	54	E	3	Andrew SAUNDERS	Suzuki GSXR 750 K1 - Ron G & Super Sam	7	6:09.358	15.016	0.017	82.41	51.293	6	12	1
12	129	E	4	Derek CRIPPS	Yamaha R1 - Team FBR	7	6:10.374	16.032	1.016	82.18	51.580	6	10	-2
13	78	U	9	Jamie THOMAS	Suzuki GSXR 1000 - Team RubyRacing	7	6:10.613	16.271	0.239	82.13	51.765	6	9	-4
14	46	U	10	Simon GATES	Yamaha YZF R1 - T.A Roden LTD/Canine Plus Hydro	7	6:14.276	19.934	3.663	81.33	51.585	6	15	1
15	19	U	11	Tyler DONOVAN	Kawasaki ZX10R - Tinder Corp	7	6:18.314	23.972	4.038	80.46	52.209	5	18	3
16	96	U	12	Pete SCOTT	Suzuki GSXR1000K5 - South Hill MOT Centre	7	6:18.661	24.319	0.347	80.38	52.432	6	16	0
17	23	U	13	Justin ROSE	Yamaha R1 - J. Rose Roofing Services	7	6:18.809	24.467	0.148	80.35	52.905	4	14	-3
18	4	U	14	Hayden KILLWORTH	Suzuki GSXR 1000 - @GreenPlantUK & H11xy	6	5:27.073	1 Lap	1 Lap	79.77	52.282	5	24	6
19	17	U	15	Jordan KILLWORTH	Kawasaki ZX10R - BK Racing / Rabbit	6	5:28.425	1 Lap	1.352	79.44	52.704	5	26	7
20	63	U	16	Matthew WREN	Suzuki GSXR - TBR Performance	6	5:30.389	1 Lap	1.964	78.97	53.144	6	30	10
21	169	U	17	Cory SMITH	Suzuki K1 1000 -	6	5:31.471	1 Lap	1.082	78.71	53.010	6	21	0
22	41	U	18	Paul PRICE	Suzuki GSXR 1000 -	6	5:32.154	1 Lap	0.683	78.55	53.615	3	29	7
23	48	E	5	Shaun WALLIS	Yamaha R6 - MBC Despatch Racing	6	5:36.234	1 Lap	4.080	77.59	53.724	5	25	2
24	24	E	6	Andy SCANLON	Yamaha R6 - Hopes, Dreams and Dads wallet	6	5:39.546	1 Lap	3.312	76.84	54.834	4	27	3
25	89	E	7	Daryl SKINNS	Suzuki GSXR 750 - Indoor Climate Systems	6	6:13.198	1 Lap	33.652	69.91	59.699	3	32	7
26	88	E	8	George PRINOS	Ducati 996 - KAPPA PLANNING LTD	6	6:14.157	1 Lap	0.959	69.73	1:00.499	3	31	5

NOT CLASSIFIED

DNF	80	U		Mark OVEL	Yamaha R1 -	6	5:25.972	1 Lap		80.04	52.865	5	20	
DNF	82	E		Matt HINNELLS	Honda CBR 929RR FIREBLADE - FH82Racing	6	5:26.826	1 Lap	0.854	79.83	52.710	6	19	
DNF	20	U		Connor SWYER	SUZUKI GSXR 1000 K6 - WSC Performance & lleithyr farm &	4	3:48.276	3 Laps	2 Laps	76.19	54.447	4	28	
DNF	125	U		Haydon SMITH	Kawasaki ZXR750R - Shelf & Rail Co.	1	1:01.942	6 Laps	3 Laps	70.20			23	
DNF	124	E		Gareth SKINNER	Aprilia RSVR - Two4 Suspension	0							22	

FASTEST LAP

99	U			Steven BUTTERWORTH	Yamaha R1 -	7	49.573			87.72 mph			141.17 kph	
118	E			Darren CORKETT	Suzuki GSXR 750 - Jackson & Phillips	6	50.754			85.68 mph			137.88 kph	

Comments:
Race stopped, result declared

Class U - 92.5% of Race Speed = 79.45 mph
Class E - 92.5% of Race Speed = 76.30 mph

Red Flag (end of session): 13:55

Weather / Track : Cloudy / Dry

Date: 16/03/2024 Start: 13:48 Finish: 13:54

These results are provisional until the conclusion of any judicial and technical matters.

Brands Hatch Indy: 1.2079 miles

Clerk Of Course:	Stewards:	Timekeeper: <i>Craig Smith</i>	
------------------	-----------	-----------------------------------	--

Results can be found at www.tsl-timing.com

Printed - 14:00 Saturday, 16 March 2024



BMCRC - MRO Championships 2024 - Rnd 1 @ Brands Hatch Indy

BMCRC Thunderbike Ultra & Extreme

RACE 9 - LAP CHART

LAP 1 @ 13:49:39.662		
NO	BEHIND	LAP TIME

818		54.563
275	0.264	54.827
99	0.585	55.148
800	1.254	55.817
53	1.593	56.156
3	1.690	56.253
54	2.543	57.106
102	2.959	57.522
118	3.290	57.853
78	3.381	57.944
31	3.544	58.107
129	4.254	58.817
77	4.651	59.214
96	5.182	59.745
23	5.354	59.917
46	5.539	1:00.102
80	5.972	1:00.535
19	6.423	1:00.986
82	6.562	1:01.125
17	6.854	1:01.417
125	7.379	1:01.942
4	7.475	1:02.038
63	7.870	1:02.433
41	8.103	1:02.666
20	8.358	1:02.921
48	9.021	1:03.584
169	9.241	1:03.804
24	9.882	1:04.445
89	13.841	1:08.404
88	15.641	1:10.204

LAP 2 @ 13:50:29.943		
NO	BEHIND	LAP TIME

818		50.281
275	0.334	50.351
99	0.580	50.276
800	2.836	51.863
3	3.164	51.755
53	3.310	51.998
54	4.558	52.296
31	4.604	51.341
102	5.041	52.363
118	5.383	52.374
78	5.688	52.588
129	6.009	52.036
77	6.157	51.787
96	7.939	53.038
23	8.140	53.067
46	8.509	53.251
80	9.006	53.315
19	9.987	53.845
17	10.757	54.184
82	10.769	54.488
4	10.929	53.735
41	11.846	54.024
63	12.335	54.746
169	13.513	54.553
20	14.168	56.091
48	14.646	55.906
24	14.833	55.232
89	24.212	1:00.652
88	26.732	1:01.372

LAP 3 @ 13:51:20.022		
NO	BEHIND	LAP TIME

818		50.079
275	0.501	50.246
99	0.688	50.187
3	4.214	51.129
800	4.273	51.516
53	4.444	51.213
31	5.023	50.498
102	6.808	51.846
54	6.927	52.448
118	7.368	52.064
78	7.548	51.939
129	7.931	52.001
77	8.050	51.972
96	11.483	53.623
23	11.634	53.573
46	11.641	53.211
80	11.917	52.990
19	12.843	52.935
82	13.459	52.769
17	14.799	54.121
4	14.828	53.978
41	15.382	53.615
63	15.629	53.373
169	16.906	53.472
20	18.906	54.817
48	19.590	55.023
24	19.795	55.041
89	33.832	59.699
88	37.152	1:00.499

LAP 4 @ 13:52:09.785		
NO	BEHIND	LAP TIME

818		49.763
275	0.715	49.977
99	1.119	50.194
3	5.315	50.864
800	5.480	50.970
53	5.763	51.082
31	6.002	50.742
102	8.422	51.377
54	9.187	52.023
118	9.582	51.977
78	9.763	51.978
77	9.979	51.692
129	10.477	52.309
46	14.119	52.241
23	14.776	52.905
96	15.372	53.652
80	15.466	53.312
19	16.026	52.946
82	16.704	53.008
4	17.598	52.533
17	18.206	53.170
41	19.282	53.663
63	19.316	53.450
169	20.573	53.430
20	23.590	54.447
48	23.947	54.120
24	24.866	54.834
89	45.978	1:01.909
88	47.982	1:00.593

LAP 5 @ 13:52:59.446		
NO	BEHIND	LAP TIME

818		49.661
275	0.995	49.941
99	1.637	50.179
3	7.024	51.370
31	7.093	50.752
800	7.139	51.320
53	7.301	51.199
102	10.044	51.283
118	11.022	51.101
54	11.331	51.805
78	11.945	51.843
77	12.122	51.804
129	12.491	51.675
46	16.133	51.675
23	18.053	52.938
96	18.415	52.704
19	18.574	52.209
80	18.670	52.865
82	19.769	52.726
4	20.219	52.282
17	21.249	52.704
63	22.898	53.243
41	24.007	54.386
169	24.114	53.202
48	28.010	53.724
24	30.286	55.081

LAP 6 @ 13:53:49.679		
NO	BEHIND	LAP TIME

818		50.233
275	1.180	50.418
99	2.257	50.853
31	8.007	51.147
3	8.316	51.525
89	1 Lap	1:02.323
800	8.417	51.511
53	8.610	51.542
88	1 Lap	1:00.701
102	11.070	51.259
118	11.543	50.754
54	12.391	51.293
77	12.656	50.767
78	13.477	51.765
129	13.838	51.580
46	17.485	51.585
96	20.614	52.432
19	20.801	52.460
23	21.296	53.476
80	21.392	52.955
82	22.246	52.710
4	22.493	52.507
17	23.845	52.829
63	25.809	53.144
169	26.891	53.010
41	27.574	53.800
48	31.654	53.877
24	34.966	54.913

LAP 7 @ 13:54:39.441		
NO	BEHIND	LAP TIME

818		49.762
275	1.668	50.250

99	2.068	49.573
31	9.418	51.173
3	9.789	51.235
800	9.819	51.164
53	10.173	51.325
102	14.508	53.200
77	14.665	51.771
118	14.999	53.218
54	15.016	52.387
129	16.032	51.956
78	16.271	52.556
89	1 Lap	1:00.211
88	1 Lap	1:00.788
46	19.934	52.211
19	23.972	52.933
96	24.319	53.467
23	24.467	52.933

BMCRC - MRO Championships 2024 - Rnd 1 @ Brands Hatch Indy

BMCRC Thunderbike Ultra & Extreme

RACE 9 - POSITION CHART

No	Name	Lap							
		Pos	1	2	3	4	5	6	7
818	SYMON	1	818	818	818	818	818	818	818
275	WILBY	2	275	275	275	275	275	275	275
53	McGLYNN	3	99	99	99	99	99	99	99
99	BUTTERWORTH	4	800	800	3	3	3	31	31
800	CREASEY	5	53	3	800	800	31	3	3
118	CORKETT	6	3	53	53	53	800	800	800
102	FEARN	7	54	54	31	31	53	53	53
3	HASHMI	8	102	31	102	102	102	102	102
78	THOMAS	9	118	102	54	54	118	118	77
129	CRIPPS	10	78	118	118	118	54	54	118
31	MACRAE	11	31	78	78	78	78	77	54
54	SAUNDERS	12	129	129	129	77	77	78	129
77	MAY	13	77	77	77	129	129	129	78
23	ROSE	14	96	96	96	46	46	46	46
46	GATES	15	23	23	23	23	23	96	19
96	SCOTT	16	46	46	46	96	96	19	96
19	DONOVAN	17	80	80	80	80	19	23	23
82	HINNELLS	18	19	19	19	19	80	80	
80	OVEL	19	82	17	82	82	82	82	
169	SMITH	20	17	82	17	4	4	4	
124	SKINNER	21	125	4	4	17	17	17	
125	SMITH	22	4	41	41	41	63	63	
4	KILLWORTH	23	63	63	63	63	41	169	
48	WALLIS	24	41	169	169	169	169	41	
17	KILLWORTH	25	20	20	20	20	48	48	
24	SCANLON	26	48	48	48	48	24	24	
20	SWYER	27	169	24	24	24	89	89	
41	PRICE	28	24	89	89	89	88	88	
63	WREN	29	89	88	88	88			
88	PRINOS	30	88						
89	SKINNS	31							

BMCRC - MRO Championships 2024 - Rnd 1 @ Brands Hatch Indy

BMCRC Thunderbike Ultra & Extreme

RACE 9 - SECTOR ANALYSIS



SECTOR 1 = FL to I1, SECTOR 2 = I1 to FL, DIFF = Difference To Personal Best Lap, P = Crossed Finish Line in Pit Lane, D = Time Disallowed

P1 818 U Alex SYMON		Kawasaki ZX10R - MCW				
IDEAL LAP TIME : 49.632		BEST LAP TIME : 49.661		DIFFERENCE : 0.029		
LAP	SECTOR 1	SECTOR 2	LAP TIME	MPH	DIFF	TIME OF DAY
1 -		20.142	54.563	79.69	4.902	13:49:39.662
2 -	30.261	20.020	50.281	86.48	0.620	13:50:29.943
3 -	30.108	19.971	50.079	86.83	0.418	13:51:20.022
4 -	29.875	19.888	49.763 (3)	87.38	0.102	13:52:09.785
5 -	29.781	19.880	49.661 (1)	87.56		13:52:59.446
6 -	30.353	19.880	50.233	86.56	0.572	13:53:49.679
7 -	29.911	19.851	49.762 (2)	87.38	0.101	13:54:39.441

P2 275 U Mark WILBY		Suzuki GSXR 1000 K6 - Continental Tyres				
IDEAL LAP TIME : 49.937		BEST LAP TIME : 49.941		DIFFERENCE : 0.004		
LAP	SECTOR 1	SECTOR 2	LAP TIME	MPH	DIFF	TIME OF DAY
1 -		20.296	54.827	79.31	4.886	13:49:39.926
2 -	30.188	20.163	50.351	86.36	0.410	13:50:30.277
3 -	29.898	20.348	50.246 (3)	86.54	0.305	13:51:20.523
4 -	29.902	20.075	49.977 (2)	87.01	0.036	13:52:10.500
5 -	29.862	20.079	49.941 (1)	87.07		13:53:00.441
6 -	30.272	20.146	50.418	86.25	0.477	13:53:50.859
7 -	30.064	20.186	50.250	86.53	0.309	13:54:41.109

P3 99 U Steven BUTTERWORTH		Yamaha R1 -				
IDEAL LAP TIME : 49.573		BEST LAP TIME : 49.573		DIFFERENCE : 0.000		
LAP	SECTOR 1	SECTOR 2	LAP TIME	MPH	DIFF	TIME OF DAY
1 -		20.257	55.148	78.85	5.575	13:49:40.247
2 -	30.334	19.942	50.276	86.49	0.703	13:50:30.523
3 -	30.093	20.094	50.187 (3)	86.64	0.614	13:51:20.710
4 -	30.298	19.896	50.194	86.63	0.621	13:52:10.904
5 -	30.017	20.162	50.179 (2)	86.66	0.606	13:53:01.083
6 -	30.953	19.900	50.853	85.51	1.280	13:53:51.936
7 -	29.690	19.883	49.573 (1)	87.72		13:54:41.509

P4 31 U Max MACRAE		Yamaha R1 - MacRae Racing				
IDEAL LAP TIME : 50.482		BEST LAP TIME : 50.498		DIFFERENCE : 0.016		
LAP	SECTOR 1	SECTOR 2	LAP TIME	MPH	DIFF	TIME OF DAY
1 -		20.406	58.107	74.83	7.609	13:49:43.206
2 -	31.053	20.288	51.341	84.70	0.843	13:50:34.547
3 -	30.534	19.964	50.498 (1)	86.11		13:51:25.045
4 -	30.734	20.008	50.742 (2)	85.70	0.244	13:52:15.787
5 -	30.553	20.199	50.752 (3)	85.68	0.254	13:53:06.539
6 -	30.518	20.629	51.147	85.02	0.649	13:53:57.686
7 -	30.871	20.302	51.173	84.97	0.675	13:54:48.859

P5 3 U Chad HASHMI		Suzuki GSXR1000 -				
IDEAL LAP TIME : 50.858		BEST LAP TIME : 50.864		DIFFERENCE : 0.006		
LAP	SECTOR 1	SECTOR 2	LAP TIME	MPH	DIFF	TIME OF DAY
1 -		20.594	56.253	77.30	5.389	13:49:41.352
2 -	31.029	20.726	51.755	84.02	0.891	13:50:33.107
3 -	30.592	20.537	51.129 (2)	85.05	0.265	13:51:24.236
4 -	30.321	20.543	50.864 (1)	85.49		13:52:15.100
5 -	30.733	20.637	51.370	84.65	0.506	13:53:06.470
6 -	30.839	20.686	51.525	84.39	0.661	13:53:57.995
7 -	30.555	20.680	51.235 (3)	84.87	0.371	13:54:49.230

BMCRC - MRO Championships 2024 - Rnd 1 @ Brands Hatch Indy

BMCRC Thunderbike Ultra & Extreme

RACE 9 - SECTOR ANALYSIS



SECTOR 1 = FL to I1, SECTOR 2 = I1 to FL, DIFF = Difference To Personal Best Lap, P = Crossed Finish Line in Pit Lane, D = Time Disallowed

P6		800 U		Morgan CREASEY		Suzuki GSXR 1000 K7 - Warics Ltd	
IDEAL LAP TIME : 50.831		BEST LAP TIME : 50.970		DIFFERENCE : 0.139			
LAP	SECTOR 1	SECTOR 2	LAP TIME	MPH	DIFF	TIME OF DAY	
1 -		20.427	55.817	77.90	4.847	13:49:40.916	
2 -	31.343	20.520	51.863	83.84	0.893	13:50:32.779	
3 -	31.035	20.481	51.516	84.41	0.546	13:51:24.295	
4 -	30.861	20.109	50.970 (1)	85.31		13:52:15.265	
5 -	30.722	20.598	51.320 (3)	84.73	0.350	13:53:06.585	
6 -	30.890	20.621	51.511	84.42	0.541	13:53:58.096	
7 -	30.795	20.369	51.164 (2)	84.99	0.194	13:54:49.260	

P7		53 U		Seamus McGLYNN		- S and D Build and Design Ltd	
IDEAL LAP TIME : 51.039		BEST LAP TIME : 51.082		DIFFERENCE : 0.043			
LAP	SECTOR 1	SECTOR 2	LAP TIME	MPH	DIFF	TIME OF DAY	
1 -		20.274	56.156	77.43	5.074	13:49:41.255	
2 -	31.218	20.780	51.998	83.63	0.916	13:50:33.253	
3 -	30.780	20.433	51.213 (3)	84.91	0.131	13:51:24.466	
4 -	30.801	20.281	51.082 (1)	85.12		13:52:15.548	
5 -	30.863	20.336	51.199 (2)	84.93	0.117	13:53:06.747	
6 -	30.864	20.678	51.542	84.37	0.460	13:53:58.289	
7 -	30.765	20.560	51.325	84.72	0.243	13:54:49.614	

P8		102 U		James FEARN		Suzuki GSXR1000 -	
IDEAL LAP TIME : 51.184		BEST LAP TIME : 51.259		DIFFERENCE : 0.075			
LAP	SECTOR 1	SECTOR 2	LAP TIME	MPH	DIFF	TIME OF DAY	
1 -		20.588	57.522	75.59	6.263	13:49:42.621	
2 -	32.000	20.363	52.363	83.04	1.104	13:50:34.984	
3 -	31.172	20.674	51.846	83.87	0.587	13:51:26.830	
4 -	30.892	20.485	51.377 (3)	84.64	0.118	13:52:18.207	
5 -	30.830	20.453	51.283 (2)	84.79	0.024	13:53:09.490	
6 -	30.905	20.354	51.259 (1)	84.83		13:54:00.749	
7 -	32.657	20.543	53.200	81.74	1.941	13:54:53.949	

P9		77 E		David MAY		Suzuki GSXR 750 K1 - Orchard cooling/ Team Silver Arrows	
IDEAL LAP TIME : 50.767		BEST LAP TIME : 50.767		DIFFERENCE : 0.000			
LAP	SECTOR 1	SECTOR 2	LAP TIME	MPH	DIFF	TIME OF DAY	
1 -		20.988	59.214	73.43	8.447	13:49:44.313	
2 -	31.228	20.559	51.787	83.97	1.020	13:50:36.100	
3 -	31.224	20.748	51.972	83.67	1.205	13:51:28.072	
4 -	31.108	20.584	51.692 (2)	84.12	0.925	13:52:19.764	
5 -	31.366	20.438	51.804	83.94	1.037	13:53:11.568	
6 -	30.575	20.192	50.767 (1)	85.65		13:54:02.335	
7 -	31.326	20.445	51.771 (3)	83.99	1.004	13:54:54.106	

P10		118 E		Darren CORKETT		Suzuki GSXR 750 - Jackson & Phillips	
IDEAL LAP TIME : 50.550		BEST LAP TIME : 50.754		DIFFERENCE : 0.204			
LAP	SECTOR 1	SECTOR 2	LAP TIME	MPH	DIFF	TIME OF DAY	
1 -		20.613	57.853	75.16	7.099	13:49:42.952	
2 -	31.832	20.542	52.374	83.02	1.620	13:50:35.326	
3 -	31.011	21.053	52.064	83.52	1.310	13:51:27.390	
4 -	31.396	20.581	51.977 (3)	83.66	1.223	13:52:19.367	
5 -	30.990	20.111	51.101 (2)	85.09	0.347	13:53:10.468	
6 -	30.439	20.315	50.754 (1)	85.68		13:54:01.222	
7 -	32.587	20.631	53.218	81.71	2.464	13:54:54.440	

BMCRC - MRO Championships 2024 - Rnd 1 @ Brands Hatch Indy

BMCRC Thunderbike Ultra & Extreme

RACE 9 - SECTOR ANALYSIS



SECTOR 1 = FL to I1, SECTOR 2 = I1 to FL, DIFF = Difference To Personal Best Lap, P = Crossed Finish Line in Pit Lane, D = Time Disallowed

P11 54 E		Andrew SAUNDERS		Suzuki GSXR 750 K1 - Ron G & Super Sam			
IDEAL LAP TIME : 51.239		BEST LAP TIME : 51.293		DIFFERENCE : 0.054			
LAP	SECTOR 1	SECTOR 2	LAP TIME	MPH	DIFF	TIME OF DAY	
1 -		20.563	57.106	76.14	5.813	13:49:42.205	
2 -	31.767	20.529	52.296	83.15	1.003	13:50:34.501	
3 -	31.701	20.747	52.448	82.91	1.155	13:51:26.949	
4 -	31.701	20.322	52.023 (3)	83.59	0.730	13:52:18.972	
5 -	31.606	20.199	51.805 (2)	83.94	0.512	13:53:10.777	
6 -	31.040	20.253	51.293 (1)	84.77		13:54:02.070	
7 -	31.987	20.400	52.387	83.00	1.094	13:54:54.457	

P12 129 E		Derek CRIPPS		Yamaha R1 - Team FBR			
IDEAL LAP TIME : 51.531		BEST LAP TIME : 51.580		DIFFERENCE : 0.049			
LAP	SECTOR 1	SECTOR 2	LAP TIME	MPH	DIFF	TIME OF DAY	
1 -		21.054	58.817	73.93	7.237	13:49:43.916	
2 -	31.425	20.611	52.036	83.56	0.456	13:50:35.952	
3 -	31.143	20.858	52.001	83.62	0.421	13:51:27.953	
4 -	31.690	20.619	52.309	83.13	0.729	13:52:20.262	
5 -	31.153	20.522	51.675 (2)	84.15	0.095	13:53:11.937	
6 -	31.078	20.502	51.580 (1)	84.30		13:54:03.517	
7 -	31.029	20.927	51.956 (3)	83.69	0.376	13:54:55.473	

P13 78 U		Jamie THOMAS		Suzuki GSXR 1000 - Team RubyRacing			
IDEAL LAP TIME : 51.543		BEST LAP TIME : 51.765		DIFFERENCE : 0.222			
LAP	SECTOR 1	SECTOR 2	LAP TIME	MPH	DIFF	TIME OF DAY	
1 -		20.483	57.944	75.04	6.179	13:49:43.043	
2 -	31.962	20.626	52.588	82.69	0.823	13:50:35.631	
3 -	31.090	20.849	51.939 (3)	83.72	0.174	13:51:27.570	
4 -	31.418	20.560	51.978	83.66	0.213	13:52:19.548	
5 -	31.390	20.453	51.843 (2)	83.88	0.078	13:53:11.391	
6 -	31.255	20.510	51.765 (1)	84.00		13:54:03.156	
7 -	31.529	21.027	52.556	82.74	0.791	13:54:55.712	

P14 46 U		Simon GATES		Yamaha YZF R1 - T.A Roden LTD/Canine Plus Hydro			
IDEAL LAP TIME : 51.529		BEST LAP TIME : 51.585		DIFFERENCE : 0.056			
LAP	SECTOR 1	SECTOR 2	LAP TIME	MPH	DIFF	TIME OF DAY	
1 -		21.373	1:00.102	72.35	8.517	13:49:45.201	
2 -	32.142	21.109	53.251	81.66	1.666	13:50:38.452	
3 -	32.079	21.132	53.211	81.72	1.626	13:51:31.663	
4 -	31.815	20.426	52.241	83.24	0.656	13:52:23.904	
5 -	31.124	20.551	51.675 (2)	84.15	0.090	13:53:15.579	
6 -	31.103	20.482	51.585 (1)	84.29		13:54:07.164	
7 -	31.528	20.683	52.211 (3)	83.28	0.626	13:54:59.375	

P15 19 U		Tyler DONOVAN		Kawasaki ZX10R - Tinder Corp			
IDEAL LAP TIME : 52.209		BEST LAP TIME : 52.209		DIFFERENCE : 0.000			
LAP	SECTOR 1	SECTOR 2	LAP TIME	MPH	DIFF	TIME OF DAY	
1 -		21.427	1:00.986	71.30	8.777	13:49:46.085	
2 -	32.375	21.470	53.845	80.76	1.636	13:50:39.930	
3 -	31.856	21.079	52.935	82.14	0.726	13:51:32.865	
4 -	31.956	20.990	52.946	82.13	0.737	13:52:25.811	
5 -	31.443	20.766	52.209 (1)	83.29		13:53:18.020	
6 -	31.654	20.806	52.460 (2)	82.89	0.251	13:54:10.480	
7 -	31.917	21.016	52.933 (3)	82.15	0.724	13:55:03.413	

BMCRC - MRO Championships 2024 - Rnd 1 @ Brands Hatch Indy

BMCRC Thunderbike Ultra & Extreme

RACE 9 - SECTOR ANALYSIS



SECTOR 1 = FL to I1, SECTOR 2 = I1 to FL, DIFF = Difference To Personal Best Lap, P = Crossed Finish Line in Pit Lane, D = Time Disallowed

P16		96 U		Pete SCOTT		Suzuki GSXR1000K5 - South Hill MOT Centre	
IDEAL LAP TIME : 52.356		BEST LAP TIME : 52.432		DIFFERENCE : 0.076			
LAP	SECTOR 1	SECTOR 2	LAP TIME	MPH	DIFF	TIME OF DAY	
1 -		21.253	59.745	72.78	7.313	13:49:44.844	
2 -	32.016	21.022	53.038 (3)	81.99	0.606	13:50:37.882	
3 -	32.354	21.269	53.623	81.09	1.191	13:51:31.505	
4 -	32.716	20.936	53.652	81.05	1.220	13:52:25.157	
5 -	31.752	20.952	52.704 (2)	82.50	0.272	13:53:17.861	
6 -	31.420	21.012	52.432 (1)	82.93		13:54:10.293	
7 -	32.466	21.001	53.467	81.33	1.035	13:55:03.760	

P17		23 U		Justin ROSE		Yamaha R1 - J. Rose Roofing Services	
IDEAL LAP TIME : 52.754		BEST LAP TIME : 52.905		DIFFERENCE : 0.151			
LAP	SECTOR 1	SECTOR 2	LAP TIME	MPH	DIFF	TIME OF DAY	
1 -		21.229	59.917	72.57	7.012	13:49:45.016	
2 -	32.164	20.903	53.067	81.94	0.162	13:50:38.083	
3 -	32.251	21.322	53.573	81.17	0.668	13:51:31.656	
4 -	32.120	20.785	52.905 (1)	82.19		13:52:24.561	
5 -	31.973	20.965	52.938 (3)	82.14	0.033	13:53:17.499	
6 -	32.496	20.980	53.476	81.31	0.571	13:54:10.975	
7 -	31.969	20.964	52.933 (2)	82.15	0.028	13:55:03.908	

P18		4 U		Hayden KILLWORTH		Suzuki GSXR 1000 - @GreenPlantUK & H11xy	
IDEAL LAP TIME : 52.172		BEST LAP TIME : 52.282		DIFFERENCE : 0.110			
LAP	SECTOR 1	SECTOR 2	LAP TIME	MPH	DIFF	TIME OF DAY	
1 -		21.383	1:02.038	70.09	9.756	13:49:47.137	
2 -	32.446	21.289	53.735	80.92	1.453	13:50:40.872	
3 -	32.687	21.291	53.978	80.56	1.696	13:51:34.850	
4 -	31.882	20.651	52.533 (3)	82.77	0.251	13:52:27.383	
5 -	31.521	20.761	52.282 (1)	83.17		13:53:19.665	
6 -	31.854	20.653	52.507 (2)	82.81	0.225	13:54:12.172	

P19		17 U		Jordan KILLWORTH		Kawasaki ZX10R - BK Racing / Rabbit	
IDEAL LAP TIME : 52.456		BEST LAP TIME : 52.704		DIFFERENCE : 0.248			
LAP	SECTOR 1	SECTOR 2	LAP TIME	MPH	DIFF	TIME OF DAY	
1 -		21.625	1:01.417	70.80	8.713	13:49:46.516	
2 -	32.554	21.630	54.184	80.25	1.480	13:50:40.700	
3 -	32.599	21.522	54.121	80.34	1.417	13:51:34.821	
4 -	32.394	20.776	53.170 (3)	81.78	0.466	13:52:27.991	
5 -	31.680	21.024	52.704 (1)	82.50		13:53:20.695	
6 -	31.827	21.002	52.829 (2)	82.31	0.125	13:54:13.524	

P20		63 U		Matthew WREN		Suzuki GSXR - TBR Performance	
IDEAL LAP TIME : 53.049		BEST LAP TIME : 53.144		DIFFERENCE : 0.095			
LAP	SECTOR 1	SECTOR 2	LAP TIME	MPH	DIFF	TIME OF DAY	
1 -		21.950	1:02.433	69.65	9.289	13:49:47.532	
2 -	33.297	21.449	54.746	79.43	1.602	13:50:42.278	
3 -	32.227	21.146	53.373 (3)	81.47	0.229	13:51:35.651	
4 -	32.240	21.210	53.450	81.35	0.306	13:52:29.101	
5 -	32.335	20.908	53.243 (2)	81.67	0.099	13:53:22.344	
6 -	32.141	21.003	53.144 (1)	81.82		13:54:15.488	

BMCRC - MRO Championships 2024 - Rnd 1 @ Brands Hatch Indy

BMCRC Thunderbike Ultra & Extreme

RACE 9 - SECTOR ANALYSIS



SECTOR 1 = FL to I1, SECTOR 2 = I1 to FL, DIFF = Difference To Personal Best Lap, P = Crossed Finish Line in Pit Lane, D = Time Disallowed

P21 169 U		Cory SMITH		Suzuki K1 1000 -		
IDEAL LAP TIME : 53.010		BEST LAP TIME : 53.010		DIFFERENCE : 0.000		
LAP	SECTOR 1	SECTOR 2	LAP TIME	MPH	DIFF	TIME OF DAY
1 -		21.884	1:03.804	68.15	10.794	13:49:48.903
2 -	32.858	21.695	54.553	79.71	1.543	13:50:43.456
3 -	32.052	21.420	53.472	81.32	0.462	13:51:36.928
4 -	32.042	21.388	53.430 (3)	81.38	0.420	13:52:30.358
5 -	31.754	21.448	53.202 (2)	81.73	0.192	13:53:23.560
6 -	31.748	21.262	53.010 (1)	82.03		13:54:16.570

P22 41 U		Paul PRICE		Suzuki GSXR 1000 -		
IDEAL LAP TIME : 53.551		BEST LAP TIME : 53.615		DIFFERENCE : 0.064		
LAP	SECTOR 1	SECTOR 2	LAP TIME	MPH	DIFF	TIME OF DAY
1 -		21.604	1:02.666	69.39	9.051	13:49:47.765
2 -	32.628	21.396	54.024	80.49	0.409	13:50:41.789
3 -	32.280	21.335	53.615 (1)	81.10		13:51:35.404
4 -	32.216	21.447	53.663 (2)	81.03	0.048	13:52:29.067
5 -	32.671	21.715	54.386	79.95	0.771	13:53:23.453
6 -	32.362	21.438	53.800 (3)	80.82	0.185	13:54:17.253

P23 48 E		Shaun WALLIS		Yamaha R6 - MBC Despatch Racing		
IDEAL LAP TIME : 53.593		BEST LAP TIME : 53.724		DIFFERENCE : 0.131		
LAP	SECTOR 1	SECTOR 2	LAP TIME	MPH	DIFF	TIME OF DAY
1 -		21.966	1:03.584	68.39	9.860	13:49:48.683
2 -	33.717	22.189	55.906	77.78	2.182	13:50:44.589
3 -	32.713	22.310	55.023	79.03	1.299	13:51:39.612
4 -	32.222	21.898	54.120 (3)	80.35	0.396	13:52:33.732
5 -	32.243	21.481	53.724 (1)	80.94		13:53:27.456
6 -	32.217	21.660	53.877 (2)	80.71	0.153	13:54:21.333

P24 24 E		Andy SCANLON		Yamaha R6 - Hopes, Dreams and Dads wallet		
IDEAL LAP TIME : 54.667		BEST LAP TIME : 54.834		DIFFERENCE : 0.167		
LAP	SECTOR 1	SECTOR 2	LAP TIME	MPH	DIFF	TIME OF DAY
1 -		22.621	1:04.445	67.47	9.611	13:49:49.544
2 -	33.414	21.818	55.232	78.73	0.398	13:50:44.776
3 -	33.028	22.013	55.041 (3)	79.00	0.207	13:51:39.817
4 -	32.987	21.847	54.834 (1)	79.30		13:52:34.651
5 -	33.001	22.080	55.081	78.94	0.247	13:53:29.732
6 -	33.233	21.680	54.913 (2)	79.19	0.079	13:54:24.645

P25 89 E		Daryl SKINNS		Suzuki GSXR 750 - Indoor Climate Systems		
IDEAL LAP TIME : 59.699		BEST LAP TIME : 59.699		DIFFERENCE : 0.000		
LAP	SECTOR 1	SECTOR 2	LAP TIME	MPH	DIFF	TIME OF DAY
1 -		24.648	1:08.404	63.57	8.705	13:49:53.503
2 -	36.490	24.162	1:00.652 (3)	71.69	0.953	13:50:54.155
3 -	35.913	23.786	59.699 (1)	72.84		13:51:53.854
4 -	36.859	25.050	1:01.909	70.24	2.210	13:52:55.763
5 -	37.924	24.399	1:02.323	69.77	2.624	13:53:58.086
6 -	36.158	24.053	1:00.211 (2)	72.22	0.512	13:54:58.297

P26 88 E		George PRINOS		Ducati 996 - KAPPA PLANNING LTD		
IDEAL LAP TIME : 1:00.091		BEST LAP TIME : 1:00.499		DIFFERENCE : 0.408		
LAP	SECTOR 1	SECTOR 2	LAP TIME	MPH	DIFF	TIME OF DAY
1 -		24.355	1:10.204	61.94	9.705	13:49:55.303
2 -	37.299	24.073	1:01.372	70.85	0.873	13:50:56.675
3 -	36.315	24.184	1:00.499 (1)	71.87		13:51:57.174
4 -	36.817	23.776	1:00.593 (2)	71.76	0.094	13:52:57.767
5 -	36.578	24.123	1:00.701 (3)	71.63	0.202	13:53:58.468
6 -	36.451	24.337	1:00.788	71.53	0.289	13:54:59.256

BMCRC - MRO Championships 2024 - Rnd 1 @ Brands Hatch Indy

BMCRC Thunderbike Ultra & Extreme

RACE 9 - SECTOR ANALYSIS



SECTOR 1 = FL to I1, SECTOR 2 = I1 to FL, DIFF = Difference To Personal Best Lap, P = Crossed Finish Line in Pit Lane, D = Time Disallowed

P27 80 U		Mark OVEL		Yamaha R1 -		
IDEAL LAP TIME : 52.782		BEST LAP TIME : 52.865		DIFFERENCE : 0.083		
LAP	SECTOR 1	SECTOR 2	LAP TIME	MPH	DIFF	TIME OF DAY
1 -		21.186	1:00.535	71.83	7.670	13:49:45.634
2 -	32.200	21.115	53.315	81.56	0.450	13:50:38.949
3 -	32.222	20.768	52.990 (3)	82.06	0.125	13:51:31.939
4 -	32.640	20.672	53.312	81.56	0.447	13:52:25.251
5 -	32.158	20.707	52.865 (1)	82.25		13:53:18.116
6 -	32.110	20.845	52.955 (2)	82.11	0.090	13:54:11.071

P28 82 E		Matt HINNELLS		Honda CBR 929RR FIREBLADE - FH82Racing		
IDEAL LAP TIME : 52.543		BEST LAP TIME : 52.710		DIFFERENCE : 0.167		
LAP	SECTOR 1	SECTOR 2	LAP TIME	MPH	DIFF	TIME OF DAY
1 -		21.992	1:01.125	71.14	8.415	13:49:46.224
2 -	32.475	22.013	54.488	79.80	1.778	13:50:40.712
3 -	31.512	21.257	52.769 (3)	82.40	0.059	13:51:33.481
4 -	31.916	21.092	53.008	82.03	0.298	13:52:26.489
5 -	31.667	21.059	52.726 (2)	82.47	0.016	13:53:19.215
6 -	31.679	21.031	52.710 (1)	82.50		13:54:11.925

P29 20 U		Connor SWYER		SUZUKI GSXR 1000 K6 - WSC Performace & lleithyr farm & dac		
IDEAL LAP TIME : 54.428		BEST LAP TIME : 54.447		DIFFERENCE : 0.019		
LAP	SECTOR 1	SECTOR 2	LAP TIME	MPH	DIFF	TIME OF DAY
1 -		21.864	1:02.921	69.11	8.474	13:49:48.020
2 -	33.978	22.113	56.091 (3)	77.52	1.644	13:50:44.111
3 -	32.787	22.030	54.817 (2)	79.32	0.370	13:51:38.928
4 -	32.564	21.883	54.447 (1)	79.86		13:52:33.375

P30 125 U		Haydon SMITH		Kawasaki ZXR750R - Shelf & Rail Co.		
IDEAL LAP TIME :		BEST LAP TIME :		DIFFERENCE :		
LAP	SECTOR 1	SECTOR 2	LAP TIME	MPH	DIFF	TIME OF DAY
1 -		22.152	1:01.942	70.20		13:49:47.041

BMCRC - MRO Championships 2024 - Rnd 1 @ Brands Hatch Indy

BMCRC Thunderbike Ultra & Extreme

RACE 9 - BEST SECTORS

SECTOR 1			SECTOR 2			IDEAL / BEST COMPARISON						
POS	NO	NAME	TIME	NO	NAME	TIME	POS	NO	NAME	IDEAL	BEST	DIFF
									PERFECT LAP	49.541		
1	99	BUTTERWORTH	29.690	818	SYMON	19.851	1	99	BUTTERWORTH	49.573	49.573	0.000
2	818	SYMON	29.781	99	BUTTERWORTH	19.883	2	818	SYMON	49.632	49.661	0.029
3	275	WILBY	29.862	31	MACRAE	19.964	3	275	WILBY	49.937	49.941	0.004
4	3	HASHMI	30.321	275	WILBY	20.075	4	31	MACRAE	50.482	50.498	0.016
5	118	CORKETT	30.439	800	CREASEY	20.109	5	118	CORKETT	50.550	50.754	0.204
6	31	MACRAE	30.518	118	CORKETT	20.111	6	77	MAY	50.767	50.767	0.000
7	77	MAY	30.575	77	MAY	20.192	7	800	CREASEY	50.831	50.970	0.139
8	800	CREASEY	30.722	54	SAUNDERS	20.199	8	3	HASHMI	50.858	50.864	0.006
9	53	McGLYNN	30.765	53	McGLYNN	20.274	9	53	McGLYNN	51.039	51.082	0.043
10	102	FEARN	30.830	102	FEARN	20.354	10	102	FEARN	51.184	51.259	0.075
11	129	CRIPPS	31.029	46	GATES	20.426	11	54	SAUNDERS	51.239	51.293	0.054
12	54	SAUNDERS	31.040	78	THOMAS	20.453	12	46	GATES	51.529	51.585	0.056
13	78	THOMAS	31.090	129	CRIPPS	20.502	13	129	CRIPPS	51.531	51.580	0.049
14	46	GATES	31.103	3	HASHMI	20.537	14	78	THOMAS	51.543	51.765	0.222
15	96	SCOTT	31.420	4	KILLWORTH	20.651	15	4	KILLWORTH	52.172	52.282	0.110
16	19	DONOVAN	31.443	80	OVEL	20.672	16	19	DONOVAN	52.209	52.209	0.000
17	82	HINNELLS	31.512	19	DONOVAN	20.766	17	96	SCOTT	52.356	52.432	0.076
18	4	KILLWORTH	31.521	17	KILLWORTH	20.776	18	17	KILLWORTH	52.456	52.704	0.248
19	17	KILLWORTH	31.680	23	ROSE	20.785	19	82	HINNELLS	52.543	52.710	0.167
20	169	SMITH	31.748	63	WREN	20.908	20	23	ROSE	52.754	52.905	0.151
21	23	ROSE	31.969	96	SCOTT	20.936	21	80	OVEL	52.782	52.865	0.083
22	80	OVEL	32.110	82	HINNELLS	21.031	22	169	SMITH	53.010	53.010	0.000
23	48	WALLIS	32.112	169	SMITH	21.262	23	63	WREN	53.049	53.144	0.095
24	63	WREN	32.141	41	PRICE	21.335	24	41	PRICE	53.551	53.615	0.064
25	41	PRICE	32.216	48	WALLIS	21.481	25	48	WALLIS	53.593	53.724	0.131
26	20	SWYER	32.564	24	SCANLON	21.680	26	20	SWYER	54.428	54.447	0.019
27	24	SCANLON	32.987	20	SWYER	21.864	27	24	SCANLON	54.667	54.834	0.167
28	89	SKINNS	35.913	125	SMITH	22.152	28	89	SKINNS	59.699	59.699	0.000
29	88	PRINOS	36.315	88	PRINOS	23.776	29	88	PRINOS	1:00.091	1:00.499	0.408
30				89	SKINNS	23.786	30	125	SMITH			
31												

BMCRC - MRO Championships 2024 - Rnd 1 @ Brands Hatch Indy

BMCRC Thunderbike Ultra & Extreme

RACE 9 - STATISTICS

Competitors Started 31
Planned Start 2024-03-16 @ 13:50:00.000
Actual Start 2024-03-16 @ 13:48:45.098
Finish Time 2024-03-16 @ 13:54:39.440
Track Length 1.2079mi.
Total Laps 190
Total Distance Covered 229.5096mi.

Session Fastest Lap History

NO	CL	NAME	LAP TIME	TIME OF DAY	LAP	VEHICLE
818	U	Alex SYMON	50.281	13:50:29.951	2	Kawasaki ZX10R
99	U	Steven BUTTERWORTH	50.276	13:50:30.534	2	Yamaha R1
818	U	Alex SYMON	50.079	13:51:20.031	3	Kawasaki ZX10R
818	U	Alex SYMON	49.763	13:52:09.793	4	Kawasaki ZX10R
818	U	Alex SYMON	49.661	13:52:59.454	5	Kawasaki ZX10R
99	U	Steven BUTTERWORTH	49.573	13:54:41.521	7	Yamaha R1

Session Leader History

NO	CL	NAME	FROM LAP	LAPS LED	DISTANCE	VEHICLE
818	U	Alex SYMON	1	7	8.45 miles	Kawasaki ZX10R

Flag History

TYPE	TIME OF DAY
GREEN	13:48:45.098
FINISH	13:54:39.440

Flag Statistics

TYPE	COUNT	TOTAL LAPS	TOTAL TIME
Green	1	7	8:48.066
Red	0	0	0.000
Safety Car	0	0	0.000
FCY	0	0	0.000

BMCRC - MRO Championships 2024 - Rnd 1 @ Brands Hatch Indy

BMCRC Thunderbike Ultra & Extreme

RACE 9 - STATISTICS

CLASS : E

10 Starters

Fastest Lap History

NO	NAME	LAP TIME	TIME OF DAY	LAP	VEHICLE
54	Andrew SAUNDERS	52.296	13:50:34.511	2	Suzuki GSXR 750 K1
129	Derek CRIPPS	52.036	13:50:35.961	2	Yamaha R1
77	David MAY	51.787	13:50:36.105	2	Suzuki GSXR 750 K1
77	David MAY	51.692	13:52:19.769	4	Suzuki GSXR 750 K1
118	Darren CORKETT	51.101	13:53:10.475	5	Suzuki GSXR 750
118	Darren CORKETT	50.754	13:54:01.227	6	Suzuki GSXR 750

Leader History

NO	NAME	FROM LAP	LAPS LED	DISTANCE	VEHICLE
54	Andrew SAUNDERS	1	4	4.83 miles	Suzuki GSXR 750 K1
118	Darren CORKETT	5	2	2.41 miles	Suzuki GSXR 750
77	David MAY	7	1	1.20 miles	Suzuki GSXR 750 K1

BMCRC - MRO Championships 2024 - Rnd 1 @ Brands Hatch Indy

BMCRC Thunderbike Ultra & Extreme

RACE 9 - STATISTICS

CLASS : U

21 Starters

Fastest Lap History

NO	NAME	LAP TIME	TIME OF DAY	LAP	VEHICLE
818	Alex SYMON	50.281	13:50:29.951	2	Kawasaki ZX10R
99	Steven BUTTERWORTH	50.276	13:50:30.534	2	Yamaha R1
818	Alex SYMON	50.079	13:51:20.031	3	Kawasaki ZX10R
818	Alex SYMON	49.763	13:52:09.793	4	Kawasaki ZX10R
818	Alex SYMON	49.661	13:52:59.454	5	Kawasaki ZX10R
99	Steven BUTTERWORTH	49.573	13:54:41.521	7	Yamaha R1

Leader History

NO	NAME	FROM LAP	LAPS LED	DISTANCE	VEHICLE
818	Alex SYMON	1	7	8.45 miles	Kawasaki ZX10R



BMCRC - MRO Championships 2024 - Rnd 1 @ Brands Hatch Indy

BMCRC Thunderbike Ultra & Extreme

RACE 20 - GRID (9 Laps)

ROW 12	36		35	65 Ian SOILLEUX	34	85 Clinton WOOD	
ROW 11		33	62 David PATERSON	32	87 Dan CHAMBERLIN	31	88 George PRINOS 1:00.499
ROW 10		30	89 Daryl SKINNS 59.699	29	125 Haydon SMITH	28	124 Gareth SKINNER
ROW 9		27	24 Andy SCANLON 54.834	26	20 Connor SWYER 54.447	25	48 Shaun WALLIS 53.724
ROW 8		24	41 Paul PRICE 53.615	23	63 Matthew WREN 53.144	22	169 Cory SMITH 53.010
ROW 7		21	23 Justin ROSE 52.905	20	80 Mark OVEL 52.865	19	82 Matt HINNELLS 52.710
ROW 6		18	17 Jordan KILLWORTH 52.704	17	96 Pete SCOTT 52.432	16	4 Hayden KILLWORTH 52.282
ROW 5		15	19 Tyler DONOVAN 52.209	14	78 Jamie THOMAS 51.765	13	46 Simon GATES 51.585
ROW 4		12	129 Derek CRIPPS 51.580	11	54 Andrew SAUNDERS 51.293	10	102 James FEARN 51.259
ROW 3		9	53 Seamus McGLYNN 51.082	8	800 Morgan CREASEY 50.970	7	3 Chad HASHMI 50.864
ROW 2		6	77 David MAY 50.767	5	118 Darren CORKETT 50.754	4	31 Max MACRAE 50.498
ROW 1		3	275 Mark WILBY 49.941	2	818 Alex SYMON 49.661	1	99 Steven BUTTERWORTH 49.573 Pole

These results are provisional until the conclusion of any judicial and technical matters.

Brands Hatch Indy: 1.2079 miles

Clerk Of Course:	Stewards:	Timekeeper: <i>Craig Smith</i>	
------------------	-----------	-----------------------------------	--

Results can be found at www.tsl-timing.com

Printed - 14:02 Saturday, 16 March 2024





BMCRC - MRO Championships 2024 - Rnd 1 @ Brands Hatch Indy

BMCRC Thunderbike Ultra & Extreme

RACE 20 - CLASSIFICATION - AMENDED

Race Distance: 7 Laps / 8.45 miles

POS	NO	CL	PIC	NAME	ENTRY	LAPS	TIME	GAP	DIFF	MPH	BEST	ON	GRD	↑↓
1	818	U	1	Alex SYMON	Kawasaki ZX10R - MCW	7	5:57.191			85.22	50.020	5	2	1
2	275	U	2	Mark WILBY	Suzuki GSXR 1000 K6 - Continental Tyres	7	5:59.525	2.334	2.334	84.66	50.379	7	3	1
3	99	U	3	Steven BUTTERWORTH	Yamaha R1 -	7	6:02.106	4.915	2.581	84.06	49.732	5	1	-2
4	78	U	4	Jamie THOMAS	Suzuki GSXR 1000 - Team RubyRacing	7	6:07.330	10.139	5.224	82.86	51.006	5	14	10
5	102	U	5	James FEARN	Suzuki GSXR1000 -	7	6:07.770	10.579	0.440	82.76	51.268	6	10	5
6	77	E	1	David MAY	Suzuki GSXR 750 K1 - Orchard cooling/ Team Silver Arrows	7	6:08.032	10.841	0.262	82.71	51.230	5	6	0
7	129	E	2	Derek CRIPPS	Yamaha R1 - Team FBR	7	6:08.206	11.015	0.174	82.67	51.112	6	12	5
8	54	E	3	Andrew SAUNDERS	Suzuki GSXR 750 K1 - Ron G & Super Sam	7	6:08.531	11.340	0.325	82.59	51.260	5	11	3
9	118	E	4	Darren CORKETT	Suzuki GSXR 750 - Jackson & Phillips	7	6:08.550	11.359	0.019	82.59	51.219	6	5	-4
10	46	U	6	Simon GATES	Yamaha YZF R1 - T.A Roden LTD/Canine Plus Hydro	7	6:11.892	14.701	3.342	81.85	51.980	5	13	3
11	800	U	7	Morgan CREASEY	Suzuki GSXR 1000 K7 - Warics Ltd	7	6:13.279	16.088	1.387	81.54	51.111	4	8	-3
12	19	U	8	Tyler DONOVAN	Kawasaki ZX10R - Tinder Corp	7	6:17.137	19.946	3.858	80.71	52.263	6	15	3
13	17	U	9	Jordan KILLWORTH	Kawasaki ZX10R - BK Racing / Rabbit	7	6:17.437	20.246	0.300	80.64	52.261	7	18	5
14	23	U	10	Justin ROSE	Yamaha R1 - J. Rose Roofing Services	7	6:17.524	20.333	0.087	80.63	52.317	6	21	7
15	96	U	11	Pete SCOTT	Suzuki GSXR1000K5 - South Hill MOT Centre	7	6:19.241	22.050	1.717	80.26	52.414	7	17	2
16	4	U	12	Hayden KILLWORTH	Suzuki GSXR 1000 - @GreenPlantUK & H11xy	7	6:22.151	24.960	2.910	79.65	52.878	7	16	0
17	41	U	13	Paul PRICE	Suzuki GSXR 1000 -	7	6:30.217	33.026	8.066	78.00	53.799	2	24	7
18	169	U	14	Cory SMITH	Suzuki K1 1000 -	7	6:30.758	33.567	0.541	77.90	53.747	7	22	4
19	48	E	5	Shaun WALLIS	Yamaha R6 - MBC Despatch Racing	7	6:35.324	38.133	4.566	77.00	54.471	5	25	6
20	24	E	6	Andy SCANLON	Yamaha R6 - Hopes, Dreams and Dads wallet	7	6:38.256	41.065	2.932	76.43	54.407	7	27	7
21	20	U	15	Connor SWYER	SUZUKI GSXR 1000 K6 - WSC Performance & Ileithyr farm &	7	6:40.037	42.846	1.781	76.09	55.395	3	26	5

NOT CLASSIFIED

DNF	125	U		Haydon SMITH	Kawasaki ZXR750R - Shelf & Rail Co.	3	2:49.920	4 Laps	4 Laps	76.77	53.813	2	29	
DNF	89	E		Daryl SKINNS	Suzuki GSXR 750 - Indoor Climate Systems	1	1:11.991	6 Laps	2 Laps	60.40			30	
DNF	3	U		Chad HASHMI	Suzuki GSXR1000 -	0							7	

FASTEST LAP

	99	U		Steven BUTTERWORTH	Yamaha R1 -	5	49.732			87.44 mph			140.72 kph	
	129	E		Derek CRIPPS	Yamaha R1 - Team FBR	6	51.112			85.07 mph			136.92 kph	

Comments:

Class U - 92.5% of Race Speed = 78.82 mph

Class E - 92.5% of Race Speed = 76.50 mph

Weather / Track : Cloudy / Dry

These results are provisional until the conclusion of any judicial and technical matters.

Date: 16/03/2024 Start: 17:33 Finish: 17:39

Brands Hatch Indy: 1.2079 miles

Clerk Of Course:	Stewards:	Timekeeper:	<i>Craig Smith</i>	
------------------	-----------	-------------	--------------------	--

Results can be found at www.tsl-timing.com

Printed - 18:19 Saturday, 16 March 2024



BMCRC - MRO Championships 2024 - Rnd 1 @ Brands Hatch Indy

BMCRC Thunderbike Ultra & Extreme

RACE 20 - LAP CHART

LAP 1 @ 17:33:59.292

NO	BEHIND	LAP TIME
818		55.331
275	0.371	55.702
102	1.508	56.839
118	1.899	57.230
54	2.255	57.586
77	2.426	57.757
78	2.636	57.967
46	3.151	58.482
129	3.692	59.023
19	4.772	1:00.103
99	4.964	1:00.295
96	5.115	1:00.446
23	5.245	1:00.576
17	5.585	1:00.916
41	5.737	1:01.068
800	6.027	1:01.358
4	6.557	1:01.888
125	6.845	1:02.176
20	8.086	1:03.417
24	8.443	1:03.774
169	8.898	1:04.229
48	9.359	1:04.690
89	16.660	1:11.991

LAP 2 @ 17:34:49.850

NO	BEHIND	LAP TIME
818		50.558
275	0.438	50.625
102	3.097	52.147
118	3.518	52.177
77	3.535	51.667
78	3.752	51.674
54	4.631	52.934
46	5.199	52.606
99	5.391	50.985
129	5.410	52.276
19	7.492	53.278
23	7.744	53.057
96	8.231	53.674
17	8.380	53.353
800	8.390	52.921
41	8.978	53.799
125	10.100	53.813
4	10.212	54.213
20	13.746	56.218
169	14.134	55.794
48	14.449	55.648
24	14.485	56.600

LAP 3 @ 17:35:40.167

NO	BEHIND	LAP TIME
818		50.317
275	0.578	50.457
102	4.729	51.949
118	4.990	51.789
78	5.063	51.628
77	5.180	51.962
99	5.416	50.342
54	6.161	51.847
129	6.989	51.896
46	7.659	52.777
19	10.551	53.376

800	10.624	52.551
23	10.860	53.433
17	11.195	53.132
96	11.644	53.730
41	12.737	54.076
4	12.932	53.037
125	13.714	53.931
169	18.013	54.196
20	18.824	55.395
48	19.097	54.965
24	19.803	55.635

LAP 4 @ 17:36:30.324

NO	BEHIND	LAP TIME
818		50.157
275	1.499	51.078
99	6.154	50.895
102	7.034	52.462
78	7.215	52.309
118	7.633	52.800
77	7.649	52.626
129	7.968	51.136
54	8.089	52.085
46	9.508	52.006
800	11.578	51.111
19	13.224	52.830
23	13.458	52.755
17	13.722	52.684
96	14.529	53.042
4	16.487	53.712
41	17.598	55.018
169	22.120	54.264
20	25.051	56.384
48	25.328	56.388
24	25.538	55.892

LAP 5 @ 17:37:20.344

NO	BEHIND	LAP TIME
818		50.020
275	2.198	50.719
99	5.866	49.732
78	8.201	51.006
102	8.576	51.562
77	8.859	51.230
118	9.104	51.491
54	9.329	51.260
129	9.364	51.416
46	11.468	51.980
800	13.212	51.654
19	16.047	52.843
23	16.133	52.695
17	16.413	52.711
96	17.775	53.266
4	19.718	53.251
41	22.724	55.146
169	26.357	54.257
48	29.779	54.471
20	30.887	55.856
24	31.336	55.818

LAP 6 @ 17:38:10.635

NO	BEHIND	LAP TIME
818		50.291
275	2.472	50.565

99	5.483	49.908
78	9.281	51.371
102	9.553	51.268
77	9.852	51.284
118	10.032	51.219
129	10.185	51.112
54	10.498	51.460
46	13.181	52.004
800	14.985	52.064
19	18.019	52.263
23	18.159	52.317
17	18.502	52.380
96	20.153	52.669
4	22.599	53.172
41	27.794	55.361
169	30.337	54.271
48	34.000	54.512
20	36.808	56.212
24	37.175	56.130

LAP 7 @ 17:39:01.152

NO	BEHIND	LAP TIME
818		50.517
275	2.334	50.379
99	4.915	49.949
78	10.139	51.375
102	10.579	51.543
77	10.841	51.506
129	11.015	51.347
54	11.340	51.359
118	11.359	51.844
46	14.701	52.037
800	16.088	51.620
19	19.946	52.444
17	20.246	52.261
23	20.333	52.691
96	22.050	52.414
4	24.960	52.878
41	33.026	55.749
169	33.567	53.747
48	38.133	54.650
24	41.065	54.407
20	42.846	56.555

BMCRC - MRO Championships 2024 - Rnd 1 @ Brands Hatch Indy

BMCRC Thunderbike Ultra & Extreme

RACE 20 - POSITION CHART

No	Name	Lap								
		Pos	1	2	3	4	5	6	7	
99	BUTTERWORTH	1	818	818	818	818	818	818	818	818
818	SYMON	2	275	275	275	275	275	275	275	275
275	WILBY	3	102	102	102	99	99	99	99	99
118	CORKETT	4	118	118	118	102	78	78	78	78
77	MAY	5	54	77	78	78	102	102	102	102
3	HASHMI	6	77	78	77	118	77	77	77	77
800	CREASEY	7	78	54	99	77	118	118	129	129
102	FEARN	8	46	46	54	129	54	129	54	54
54	SAUNDERS	9	129	99	129	54	129	54	118	118
129	CRIPPS	10	19	129	46	46	46	46	46	46
46	GATES	11	99	19	19	800	800	800	800	800
78	THOMAS	12	96	23	800	19	19	19	19	19
19	DONOVAN	13	23	96	23	23	23	23	17	17
4	KILLWORTH	14	17	17	17	17	17	17	23	23
96	SCOTT	15	41	800	96	96	96	96	96	96
17	KILLWORTH	16	800	41	41	4	4	4	4	4
23	ROSE	17	4	125	4	41	41	41	41	41
169	SMITH	18	125	4	125	169	169	169	169	169
41	PRICE	19	20	20	169	20	48	48	48	48
48	WALLIS	20	24	169	20	48	20	20	24	24
20	SWYER	21	169	48	48	24	24	24	20	20
24	SCANLON	22	48	24	24					
125	SMITH	23	89							
89	SKINNS	24								

BMCRC - MRO Championships 2024 - Rnd 1 @ Brands Hatch Indy

BMCRC Thunderbike Ultra & Extreme

RACE 20 - SECTOR ANALYSIS



SECTOR 1 = FL to I1, SECTOR 2 = I1 to FL, DIFF = Difference To Personal Best Lap, P = Crossed Finish Line in Pit Lane, D = Time Disallowed

P1 818 U Alex SYMON		Kawasaki ZX10R - MCW				
IDEAL LAP TIME : 49.998		BEST LAP TIME : 50.020		DIFFERENCE : 0.022		
LAP	SECTOR 1	SECTOR 2	LAP TIME	MPH	DIFF	TIME OF DAY
1 -		20.182	55.331	78.59	5.311	17:33:59.292
2 -	30.461	20.097	50.558	86.01	0.538	17:34:49.850
3 -	30.347	19.970	50.317	86.42	0.297	17:35:40.167
4 -	30.278	19.879	50.157 (2)	86.69	0.137	17:36:30.324
5 -	30.131	19.889	50.020 (1)	86.93		17:37:20.344
6 -	30.119	20.172	50.291 (3)	86.46	0.271	17:38:10.635
7 -	30.213	20.304	50.517	86.08	0.497	17:39:01.152

P2 275 U Mark WILBY		Suzuki GSXR 1000 K6 - Continental Tyres				
IDEAL LAP TIME : 50.048		BEST LAP TIME : 50.379		DIFFERENCE : 0.331		
LAP	SECTOR 1	SECTOR 2	LAP TIME	MPH	DIFF	TIME OF DAY
1 -		20.495	55.702	78.06	5.323	17:33:59.663
2 -	30.512	20.113	50.625	85.89	0.246	17:34:50.288
3 -	30.174	20.283	50.457 (2)	86.18	0.078	17:35:40.745
4 -	29.969	21.109	51.078	85.13	0.699	17:36:31.823
5 -	30.405	20.314	50.719	85.73	0.340	17:37:22.542
6 -	30.312	20.253	50.565 (3)	86.00	0.186	17:38:13.107
7 -	30.300	20.079	50.379 (1)	86.31		17:39:03.486

P3 99 U Steven BUTTERWORTH		Yamaha R1 -				
IDEAL LAP TIME : 49.674		BEST LAP TIME : 49.732		DIFFERENCE : 0.058		
LAP	SECTOR 1	SECTOR 2	LAP TIME	MPH	DIFF	TIME OF DAY
1 -		20.900	1:00.295	72.12	10.563	17:34:04.256
2 -	30.883	20.102	50.985	85.29	1.253	17:34:55.241
3 -	30.580	19.762	50.342	86.38	0.610	17:35:45.583
4 -	30.919	19.976	50.895	85.44	1.163	17:36:36.478
5 -	29.912	19.820	49.732 (1)	87.44		17:37:26.210
6 -	29.976	19.932	49.908 (2)	87.13	0.176	17:38:16.118
7 -	29.968	19.981	49.949 (3)	87.06	0.217	17:39:06.067

P4 78 U Jamie THOMAS		Suzuki GSXR 1000 - Team RubyRacing				
IDEAL LAP TIME : 50.734		BEST LAP TIME : 51.006		DIFFERENCE : 0.272		
LAP	SECTOR 1	SECTOR 2	LAP TIME	MPH	DIFF	TIME OF DAY
1 -		20.627	57.967	75.01	6.961	17:34:01.928
2 -	31.409	20.265	51.674	84.15	0.668	17:34:53.602
3 -	31.098	20.530	51.628	84.22	0.622	17:35:45.230
4 -	31.790	20.519	52.309	83.13	1.303	17:36:37.539
5 -	30.469	20.537	51.006 (1)	85.25		17:37:28.545
6 -	30.925	20.446	51.371 (2)	84.65	0.365	17:38:19.916
7 -	30.964	20.411	51.375 (3)	84.64	0.369	17:39:11.291

P5 102 U James FEARN		Suzuki GSXR1000 -				
IDEAL LAP TIME : 51.171		BEST LAP TIME : 51.268		DIFFERENCE : 0.097		
LAP	SECTOR 1	SECTOR 2	LAP TIME	MPH	DIFF	TIME OF DAY
1 -		20.543	56.839	76.50	5.571	17:34:00.800
2 -	31.552	20.595	52.147	83.39	0.879	17:34:52.947
3 -	31.218	20.731	51.949	83.70	0.681	17:35:44.896
4 -	31.887	20.575	52.462	82.89	1.194	17:36:37.358
5 -	31.202	20.360	51.562 (3)	84.33	0.294	17:37:28.920
6 -	30.811	20.457	51.268 (1)	84.82		17:38:20.188
7 -	31.110	20.433	51.543 (2)	84.36	0.275	17:39:11.731

BMCRC - MRO Championships 2024 - Rnd 1 @ Brands Hatch Indy

BMCRC Thunderbike Ultra & Extreme

RACE 20 - SECTOR ANALYSIS



SECTOR 1 = FL to I1, SECTOR 2 = I1 to FL, DIFF = Difference To Personal Best Lap, P = Crossed Finish Line in Pit Lane, D = Time Disallowed

P6 77 E		David MAY		Suzuki GSXR 750 K1 - Orchard cooling/ Team Silver Arrows			
IDEAL LAP TIME : 50.828		BEST LAP TIME : 51.230		DIFFERENCE : 0.402			
LAP	SECTOR 1	SECTOR 2	LAP TIME	MPH	DIFF	TIME OF DAY	
1 -		20.600	57.757	75.29	6.527	17:34:01.718	
2 -	31.338	20.329	51.667	84.16	0.437	17:34:53.385	
3 -	31.591	20.371	51.962	83.68	0.732	17:35:45.347	
4 -	32.535	20.091	52.626	82.63	1.396	17:36:37.973	
5 -	30.839	20.391	51.230 (1)	84.88		17:37:29.203	
6 -	30.737	20.547	51.284 (2)	84.79	0.054	17:38:20.487	
7 -	31.002	20.504	51.506 (3)	84.42	0.276	17:39:11.993	

P7 129 E		Derek CRIPPS		Yamaha R1 - Team FBR			
IDEAL LAP TIME : 51.078		BEST LAP TIME : 51.112		DIFFERENCE : 0.034			
LAP	SECTOR 1	SECTOR 2	LAP TIME	MPH	DIFF	TIME OF DAY	
1 -		20.789	59.023	73.67	7.911	17:34:02.984	
2 -	31.641	20.635	52.276	83.18	1.164	17:34:55.260	
3 -	31.554	20.342	51.896	83.79	0.784	17:35:47.156	
4 -	30.943	20.193	51.136 (2)	85.03	0.024	17:36:38.292	
5 -	30.906	20.510	51.416	84.57	0.304	17:37:29.708	
6 -	30.904	20.208	51.112 (1)	85.07		17:38:20.820	
7 -	31.173	20.174	51.347 (3)	84.69	0.235	17:39:12.167	

P8 54 E		Andrew SAUNDERS		Suzuki GSXR 750 K1 - Ron G & Super Sam			
IDEAL LAP TIME : 51.164		BEST LAP TIME : 51.260		DIFFERENCE : 0.096			
LAP	SECTOR 1	SECTOR 2	LAP TIME	MPH	DIFF	TIME OF DAY	
1 -		20.605	57.586	75.51	6.326	17:34:01.547	
2 -	32.591	20.343	52.934	82.15	1.674	17:34:54.481	
3 -	31.811	20.036	51.847	83.87	0.587	17:35:46.328	
4 -	32.033	20.052	52.085	83.49	0.825	17:36:38.413	
5 -	31.128	20.132	51.260 (1)	84.83		17:37:29.673	
6 -	31.420	20.040	51.460 (3)	84.50	0.200	17:38:21.133	
7 -	31.264	20.095	51.359 (2)	84.67	0.099	17:39:12.492	

P9 118 E		Darren CORKETT		Suzuki GSXR 750 - Jackson & Phillips			
IDEAL LAP TIME : 51.052		BEST LAP TIME : 51.219		DIFFERENCE : 0.167			
LAP	SECTOR 1	SECTOR 2	LAP TIME	MPH	DIFF	TIME OF DAY	
1 -		20.399	57.230	75.98	6.011	17:34:01.191	
2 -	31.651	20.526	52.177	83.34	0.958	17:34:53.368	
3 -	31.151	20.638	51.789 (3)	83.96	0.570	17:35:45.157	
4 -	32.021	20.779	52.800	82.35	1.581	17:36:37.957	
5 -	31.031	20.460	51.491 (2)	84.45	0.272	17:37:29.448	
6 -	30.730	20.489	51.219 (1)	84.90		17:38:20.667	
7 -	31.522	20.322	51.844	83.87	0.625	17:39:12.511	

P10 46 U		Simon GATES		Yamaha YZF R1 - T.A Roden LTD/Canine Plus Hydro			
IDEAL LAP TIME : 51.764		BEST LAP TIME : 51.980		DIFFERENCE : 0.216			
LAP	SECTOR 1	SECTOR 2	LAP TIME	MPH	DIFF	TIME OF DAY	
1 -		20.745	58.482	74.35	6.502	17:34:02.443	
2 -	31.910	20.696	52.606	82.66	0.626	17:34:55.049	
3 -	32.077	20.700	52.777	82.39	0.797	17:35:47.826	
4 -	31.493	20.513	52.006 (3)	83.61	0.026	17:36:39.832	
5 -	31.529	20.451	51.980 (1)	83.65		17:37:31.812	
6 -	31.475	20.529	52.004 (2)	83.62	0.024	17:38:23.816	
7 -	31.313	20.724	52.037	83.56	0.057	17:39:15.853	

BMCRC - MRO Championships 2024 - Rnd 1 @ Brands Hatch Indy

BMCRC Thunderbike Ultra & Extreme

RACE 20 - SECTOR ANALYSIS



SECTOR 1 = FL to I1, SECTOR 2 = I1 to FL, DIFF = Difference To Personal Best Lap, P = Crossed Finish Line in Pit Lane, D = Time Disallowed

P11 800 U		Morgan CREASEY		Suzuki GSXR 1000 K7 - Warics Ltd		
IDEAL LAP TIME : 51.111		BEST LAP TIME : 51.111		DIFFERENCE : 0.000		
LAP	SECTOR 1	SECTOR 2	LAP TIME	MPH	DIFF	TIME OF DAY
1 -		21.172	1:01.358	70.87	10.247	17:34:05.319
2 -	32.079	20.842	52.921	82.17	1.810	17:34:58.240
3 -	31.264	21.287	52.551	82.75	1.440	17:35:50.791
4 -	30.735	20.376	51.111 (1)	85.08		17:36:41.902
5 -	31.181	20.473	51.654 (3)	84.18	0.543	17:37:33.556
6 -	31.512	20.552	52.064	83.52	0.953	17:38:25.620
7 -	31.069	20.551	51.620 (2)	84.24	0.509	17:39:17.240

P12 19 U		Tyler DONOVAN		Kawasaki ZX10R - Tinder Corp		
IDEAL LAP TIME : 52.096		BEST LAP TIME : 52.263		DIFFERENCE : 0.167		
LAP	SECTOR 1	SECTOR 2	LAP TIME	MPH	DIFF	TIME OF DAY
1 -		21.394	1:00.103	72.35	7.840	17:34:04.064
2 -	32.051	21.227	53.278	81.62	1.015	17:34:57.342
3 -	31.947	21.429	53.376	81.47	1.113	17:35:50.718
4 -	31.539	21.291	52.830 (3)	82.31	0.567	17:36:43.548
5 -	31.491	21.352	52.843	82.29	0.580	17:37:36.391
6 -	31.482	20.781	52.263 (1)	83.20		17:38:28.654
7 -	31.315	21.129	52.444 (2)	82.91	0.181	17:39:21.098

P13 17 U		Jordan KILLWORTH		Kawasaki ZX10R - BK Racing / Rabbit		
IDEAL LAP TIME : 52.259		BEST LAP TIME : 52.261		DIFFERENCE : 0.002		
LAP	SECTOR 1	SECTOR 2	LAP TIME	MPH	DIFF	TIME OF DAY
1 -		21.609	1:00.916	71.38	8.655	17:34:04.877
2 -	32.256	21.097	53.353	81.50	1.092	17:34:58.230
3 -	32.078	21.054	53.132	81.84	0.871	17:35:51.362
4 -	31.945	20.739	52.684 (3)	82.54	0.423	17:36:44.046
5 -	31.926	20.785	52.711	82.49	0.450	17:37:36.757
6 -	31.591	20.789	52.380 (2)	83.02	0.119	17:38:29.137
7 -	31.520	20.741	52.261 (1)	83.20		17:39:21.398

P14 23 U		Justin ROSE		Yamaha R1 - J. Rose Roofing Services		
IDEAL LAP TIME : 51.896		BEST LAP TIME : 52.317		DIFFERENCE : 0.421		
LAP	SECTOR 1	SECTOR 2	LAP TIME	MPH	DIFF	TIME OF DAY
1 -		21.478	1:00.576	71.78	8.259	17:34:04.537
2 -	32.067	20.990	53.057	81.96	0.740	17:34:57.594
3 -	31.792	21.641	53.433	81.38	1.116	17:35:51.027
4 -	32.104	20.651	52.755	82.43	0.438	17:36:43.782
5 -	31.633	21.062	52.695 (3)	82.52	0.378	17:37:36.477
6 -	31.743	20.574	52.317 (1)	83.12		17:38:28.794
7 -	31.322	21.369	52.691 (2)	82.53	0.374	17:39:21.485

P15 96 U		Pete SCOTT		Suzuki GSXR1000K5 - South Hill MOT Centre		
IDEAL LAP TIME : 52.413		BEST LAP TIME : 52.414		DIFFERENCE : 0.001		
LAP	SECTOR 1	SECTOR 2	LAP TIME	MPH	DIFF	TIME OF DAY
1 -		21.459	1:00.446	71.94	8.032	17:34:04.407
2 -	32.244	21.430	53.674	81.01	1.260	17:34:58.081
3 -	32.559	21.171	53.730	80.93	1.316	17:35:51.811
4 -	32.067	20.975	53.042 (3)	81.98	0.628	17:36:44.853
5 -	31.894	21.372	53.266	81.63	0.852	17:37:38.119
6 -	31.638	21.031	52.669 (2)	82.56	0.255	17:38:30.788
7 -	31.438	20.976	52.414 (1)	82.96		17:39:23.202

BMCRC - MRO Championships 2024 - Rnd 1 @ Brands Hatch Indy

BMCRC Thunderbike Ultra & Extreme

RACE 20 - SECTOR ANALYSIS



SECTOR 1 = FL to I1, SECTOR 2 = I1 to FL, DIFF = Difference To Personal Best Lap, P = Crossed Finish Line in Pit Lane, D = Time Disallowed

P16		4 U		Hayden KILLWORTH		Suzuki GSXR 1000 - @GreenPlantUK & H11xy	
IDEAL LAP TIME : 52.725		BEST LAP TIME : 52.878		DIFFERENCE : 0.153			
LAP	SECTOR 1	SECTOR 2	LAP TIME	MPH	DIFF	TIME OF DAY	
1 -		21.608	1:01.888	70.26	9.010	17:34:05.849	
2 -	32.946	21.267	54.213	80.21	1.335	17:35:00.062	
3 -	32.110	20.927	53.037 (2)	81.99	0.159	17:35:53.099	
4 -	32.716	20.996	53.712	80.96	0.834	17:36:46.811	
5 -	32.085	21.166	53.251	81.66	0.373	17:37:40.062	
6 -	32.022	21.150	53.172 (3)	81.78	0.294	17:38:33.234	
7 -	31.798	21.080	52.878 (1)	82.23		17:39:26.112	

P17		41 U		Paul PRICE		Suzuki GSXR 1000 -	
IDEAL LAP TIME : 53.583		BEST LAP TIME : 53.799		DIFFERENCE : 0.216			
LAP	SECTOR 1	SECTOR 2	LAP TIME	MPH	DIFF	TIME OF DAY	
1 -		21.057	1:01.068	71.20	7.269	17:34:05.029	
2 -	32.526	21.273	53.799 (1)	80.83		17:34:58.828	
3 -	32.714	21.362	54.076 (2)	80.41	0.277	17:35:52.904	
4 -	33.414	21.604	55.018 (3)	79.03	1.219	17:36:47.922	
5 -	33.157	21.989	55.146	78.85	1.347	17:37:43.068	
6 -	33.213	22.148	55.361	78.54	1.562	17:38:38.429	
7 -	33.594	22.155	55.749	78.00	1.950	17:39:34.178	

P18		169 U		Cory SMITH		Suzuki K1 1000 -	
IDEAL LAP TIME : 53.747		BEST LAP TIME : 53.747		DIFFERENCE : 0.000			
LAP	SECTOR 1	SECTOR 2	LAP TIME	MPH	DIFF	TIME OF DAY	
1 -		22.322	1:04.229	67.70	10.482	17:34:08.190	
2 -	33.678	22.116	55.794	77.94	2.047	17:35:03.984	
3 -	32.700	21.496	54.196 (2)	80.23	0.449	17:35:58.180	
4 -	32.557	21.707	54.264	80.13	0.517	17:36:52.444	
5 -	32.658	21.599	54.257 (3)	80.14	0.510	17:37:46.701	
6 -	32.627	21.644	54.271	80.12	0.524	17:38:40.972	
7 -	32.293	21.454	53.747 (1)	80.90		17:39:34.719	

P19		48 E		Shaun WALLIS		Yamaha R6 - MBC Despatch Racing	
IDEAL LAP TIME : 54.422		BEST LAP TIME : 54.471		DIFFERENCE : 0.049			
LAP	SECTOR 1	SECTOR 2	LAP TIME	MPH	DIFF	TIME OF DAY	
1 -		22.502	1:04.690	67.22	10.219	17:34:08.651	
2 -	33.345	22.303	55.648	78.14	1.177	17:35:04.299	
3 -	33.082	21.883	54.965	79.11	0.494	17:35:59.264	
4 -	33.765	22.623	56.388	77.11	1.917	17:36:55.652	
5 -	32.830	21.641	54.471 (1)	79.83		17:37:50.123	
6 -	32.781	21.731	54.512 (2)	79.77	0.041	17:38:44.635	
7 -	32.819	21.831	54.650 (3)	79.57	0.179	17:39:39.285	

P20		24 E		Andy SCANLON		Yamaha R6 - Hopes, Dreams and Dads wallet	
IDEAL LAP TIME : 54.407		BEST LAP TIME : 54.407		DIFFERENCE : 0.000			
LAP	SECTOR 1	SECTOR 2	LAP TIME	MPH	DIFF	TIME OF DAY	
1 -		22.214	1:03.774	68.18	9.367	17:34:07.735	
2 -	33.961	22.639	56.600	76.83	2.193	17:35:04.335	
3 -	33.498	22.137	55.635 (2)	78.16	1.228	17:35:59.970	
4 -	33.296	22.596	55.892	77.80	1.485	17:36:55.862	
5 -	33.815	22.003	55.818 (3)	77.90	1.411	17:37:51.680	
6 -	33.894	22.236	56.130	77.47	1.723	17:38:47.810	
7 -	32.767	21.640	54.407 (1)	79.92		17:39:42.217	

BMCRC - MRO Championships 2024 - Rnd 1 @ Brands Hatch Indy

BMCRC Thunderbike Ultra & Extreme

RACE 20 - SECTOR ANALYSIS



SECTOR 1 = FL to I1, SECTOR 2 = I1 to FL, DIFF = Difference To Personal Best Lap, P = Crossed Finish Line in Pit Lane, D = Time Disallowed

P21 20 U		Connor SWYER		SUZUKI GSXR 1000 K6 - WSC Performace & lleithyr farm & dac			
IDEAL LAP TIME : 55.395		BEST LAP TIME : 55.395		DIFFERENCE : 0.000			
LAP	SECTOR 1	SECTOR 2	LAP TIME	MPH	DIFF	TIME OF DAY	
1 -		22.358	1:03.417	68.57	8.022	17:34:07.378	
2 -	33.913	22.305	56.218	77.35	0.823	17:35:03.596	
3 -	33.452	21.943	55.395 (1)	78.50		17:35:58.991	
4 -	33.702	22.682	56.384	77.12	0.989	17:36:55.375	
5 -	33.846	22.010	55.856 (2)	77.85	0.461	17:37:51.231	
6 -	34.001	22.211	56.212 (3)	77.36	0.817	17:38:47.443	
7 -	34.093	22.462	56.555	76.89	1.160	17:39:43.998	

P22 125 U		Haydon SMITH		Kawasaki ZXR750R - Shelf & Rail Co.			
IDEAL LAP TIME : 53.692		BEST LAP TIME : 53.813		DIFFERENCE : 0.121			
LAP	SECTOR 1	SECTOR 2	LAP TIME	MPH	DIFF	TIME OF DAY	
1 -		21.569	1:02.176	69.93	8.363	17:34:06.137	
2 -	32.556	21.257	53.813 (1)	80.80		17:34:59.950	
3 -	32.435	21.496	53.931 (2)	80.63	0.118	17:35:53.881	

P23 89 E		Daryl SKINNS		Suzuki GSXR 750 - Indoor Climate Systems			
IDEAL LAP TIME : 1:07.282		BEST LAP TIME :		DIFFERENCE :			
LAP	SECTOR 1	SECTOR 2	LAP TIME	MPH	DIFF	TIME OF DAY	
1 -		25.891	1:11.991	60.40		17:34:15.952	

BMCRC - MRO Championships 2024 - Rnd 1 @ Brands Hatch Indy

BMCRC Thunderbike Ultra & Extreme

RACE 20 - BEST SECTORS

SECTOR 1			SECTOR 2			IDEAL / BEST COMPARISON						
POS	NO	NAME	TIME	NO	NAME	TIME	POS	NO	NAME	IDEAL	BEST	DIFF
									PERFECT LAP	49.674		
1	99	BUTTERWORTH	29.912	99	BUTTERWORTH	19.762	1	99	BUTTERWORTH	49.674	49.732	0.058
2	275	WILBY	29.969	818	SYMON	19.879	2	818	SYMON	49.998	50.020	0.022
3	818	SYMON	30.119	54	SAUNDERS	20.036	3	275	WILBY	50.048	50.379	0.331
4	78	THOMAS	30.469	275	WILBY	20.079	4	78	THOMAS	50.734	51.006	0.272
5	118	CORKETT	30.730	77	MAY	20.091	5	77	MAY	50.828	51.230	0.402
6	800	CREASEY	30.735	129	CRIPPS	20.174	6	118	CORKETT	51.052	51.219	0.167
7	77	MAY	30.737	78	THOMAS	20.265	7	129	CRIPPS	51.078	51.112	0.034
8	102	FEARN	30.811	118	CORKETT	20.322	8	800	CREASEY	51.111	51.111	0.000
9	129	CRIPPS	30.904	102	FEARN	20.360	9	54	SAUNDERS	51.164	51.260	0.096
10	54	SAUNDERS	31.128	800	CREASEY	20.376	10	102	FEARN	51.171	51.268	0.097
11	46	GATES	31.313	46	GATES	20.451	11	46	GATES	51.764	51.980	0.216
12	19	DONOVAN	31.315	23	ROSE	20.574	12	23	ROSE	51.896	52.317	0.421
13	23	ROSE	31.322	17	KILLWORTH	20.739	13	19	DONOVAN	52.096	52.263	0.167
14	96	SCOTT	31.438	19	DONOVAN	20.781	14	17	KILLWORTH	52.259	52.261	0.002
15	17	KILLWORTH	31.520	4	KILLWORTH	20.927	15	96	SCOTT	52.413	52.414	0.001
16	4	KILLWORTH	31.798	96	SCOTT	20.975	16	4	KILLWORTH	52.725	52.878	0.153
17	169	SMITH	32.293	41	PRICE	21.057	17	41	PRICE	53.583	53.799	0.216
18	125	SMITH	32.435	125	SMITH	21.257	18	125	SMITH	53.692	53.813	0.121
19	41	PRICE	32.526	169	SMITH	21.454	19	169	SMITH	53.747	53.747	0.000
20	24	SCANLON	32.767	24	SCANLON	21.640	20	24	SCANLON	54.407	54.407	0.000
21	48	WALLIS	32.781	48	WALLIS	21.641	21	48	WALLIS	54.422	54.471	0.049
22	20	SWYER	33.452	20	SWYER	21.943	22	20	SWYER	55.395	55.395	0.000
23	89	SKINNS	41.391	89	SKINNS	25.891	23	89	SKINNS	1:07.282		
24												

BMCRC - MRO Championships 2024 - Rnd 1 @ Brands Hatch Indy

BMCRC Thunderbike Ultra & Extreme

RACE 20 - STATISTICS

Competitors Started	23
Planned Start	2024-03-16 @ 16:45:00.000
Actual Start	2024-03-16 @ 17:33:03.960
Finish Time	2024-03-16 @ 17:39:01.151
Track Length	1.2079mi.
Total Laps	151
Total Distance Covered	182.3997mi.

Session Fastest Lap History

NO	CL	NAME	LAP TIME	TIME OF DAY	LAP	VEHICLE
818	U	Alex SYMON	50.558	17:34:49.859	2	Kawasaki ZX10R
818	U	Alex SYMON	50.317	17:35:40.175	3	Kawasaki ZX10R
818	U	Alex SYMON	50.157	17:36:30.332	4	Kawasaki ZX10R
818	U	Alex SYMON	50.020	17:37:20.353	5	Kawasaki ZX10R
99	U	Steven BUTTERWORTH	49.732	17:37:26.221	5	Yamaha R1

Session Leader History

NO	CL	NAME	FROM LAP	LAPS LED	DISTANCE	VEHICLE
818	U	Alex SYMON	1	7	8.45 miles	Kawasaki ZX10R

Flag History

TYPE	TIME OF DAY
GREEN	17:33:03.960
FINISH	17:39:01.151

Flag Statistics

TYPE	COUNT	TOTAL LAPS	TOTAL TIME
Green	1	7	6:47.380
Red	0	0	0.000
Safety Car	0	0	0.000
FCY	0	0	0.000

BMCRC - MRO Championships 2024 - Rnd 1 @ Brands Hatch Indy

BMCRC Thunderbike Ultra & Extreme

RACE 20 - STATISTICS

CLASS : E

7 Starters

Fastest Lap History

NO	NAME	LAP TIME	TIME OF DAY	LAP	VEHICLE
118	Darren CORKETT	52.177	17:34:53.372	2	Suzuki GSXR 750
77	David MAY	51.667	17:34:53.385	2	Suzuki GSXR 750 K1
129	Derek CRIPPS	51.136	17:36:38.309	4	Yamaha R1
129	Derek CRIPPS	51.112	17:38:20.841	6	Yamaha R1

Leader History

NO	NAME	FROM LAP	LAPS LED	DISTANCE	VEHICLE
118	Darren CORKETT	1	4	4.83 miles	Suzuki GSXR 750
77	David MAY	5	3	3.62 miles	Suzuki GSXR 750 K1

BMCRC - MRO Championships 2024 - Rnd 1 @ Brands Hatch Indy

BMCRC Thunderbike Ultra & Extreme

RACE 20 - STATISTICS

CLASS : U

16 Starters

Fastest Lap History

NO	NAME	LAP TIME	TIME OF DAY	LAP	VEHICLE
818	Alex SYMON	50.558	17:34:49.859	2	Kawasaki ZX10R
818	Alex SYMON	50.317	17:35:40.175	3	Kawasaki ZX10R
818	Alex SYMON	50.157	17:36:30.332	4	Kawasaki ZX10R
818	Alex SYMON	50.020	17:37:20.353	5	Kawasaki ZX10R
99	Steven BUTTERWORTH	49.732	17:37:26.221	5	Yamaha R1

Leader History

NO	NAME	FROM LAP	LAPS LED	DISTANCE	VEHICLE
818	Alex SYMON	1	7	8.45 miles	Kawasaki ZX10R



BMCRC - MRO Championships 2024 - Rnd 1 @ Brands Hatch Indy

BMCRC Thunderbike Ultra & Extreme

RACE 9 - GRID (12 Laps)

ROW 11	33	65	Ian SOILLEUX	32	85	Clinton WOOD	31	62	David PATERSON
ROW 10	30	87	Dan CHAMBERLIN	29	63	Matthew WREN	28	80	Mark OVEL
ROW 9	27	82	Matt HINNELLS	26	53	Seamus McGLYNN	25	31	Max MACRAE
ROW 8	24	3	Chad HASHMI	23	89	Daryl SKINNS	22	20	Connor SWYER 55.395
ROW 7	21	48	Shaun WALLIS 54.471	20	24	Andy SCANLON 54.407	19	125	Haydon SMITH 53.813
ROW 6	18	41	Paul PRICE 53.799	17	169	Cory SMITH 53.747	16	4	Hayden KILLWORTH 52.878
ROW 5	15	96	Pete SCOTT 52.414	14	23	Justin ROSE 52.317	13	19	Tyler DONOVAN 52.263
ROW 4	12	17	Jordan KILLWORTH 52.261	11	46	Simon GATES 51.980	10	102	James FEARN 51.268
ROW 3	9	54	Andrew SAUNDERS 51.260	8	77	David MAY 51.230	7	118	Darren CORKETT 51.219
ROW 2	6	129	Derek CRIPPS 51.112	5	800	Morgan CREASEY 51.111	4	78	Jamie THOMAS 51.006
ROW 1	3	275	Mark WILBY 50.379	2	818	Alex SYMON 50.020	1	99	Steven BUTTERWORTH 49.732
									Pole

These results are provisional until the conclusion of any judicial and technical matters.

Brands Hatch Indy: 1.2079 miles

Clerk Of Course:	Stewards:	Timekeeper:	<i>Craig Smith</i>	
------------------	-----------	-------------	--------------------	--

Results can be found at www.tsl-timing.com

Printed - 17:43 Saturday, 16 March 2024





BMCRC - MRO Championships 2024 - Rnd 1 @ Brands Hatch Indy

BMCRC Thunderbike Ultra & Extreme

RACE 10 - CLASSIFICATION

Race Distance: 12 Laps / 14.49 miles

POS	NO	CL	PIC	NAME	ENTRY	LAPS	TIME	GAP	DIFF	MPH	BEST	ON	GRD	↑↓
1	99	U	1	Steven BUTTERWORTH	Yamaha R1 -	12	11:25.512			76.12	55.696	9	1	0
2	118	E	1	Darren CORKETT	Suzuki GSXR 750 - Jackson & Phillips	12	11:42.617	17.105	17.105	74.26	56.523	12	7	5
3	800	U	2	Morgan CREASEY	Suzuki GSXR 1000 K7 - Warics Ltd	12	11:44.206	18.694	1.589	74.10	57.634	10	5	2
4	54	E	2	Andrew SAUNDERS	Suzuki GSXR 750 K1 - Ron G & Super Sam	12	11:44.243	18.731	0.037	74.09	57.426	8	9	5
5	53	U	3	Seamus McGLYNN	- S and D Build and Design Ltd	12	11:44.401	18.889	0.158	74.08	56.796	12	26	21
6	818	U	4	Alex SYMON	Kawasaki ZX10R - MCW	12	11:48.523	23.011	4.122	73.65	56.991	10	2	-4
7	20	U	5	Connor SWYER	SUZUKI GSXR 1000 K6 - WSC Performace & lleithyr farm &	12	11:59.925	34.413	11.402	72.48	57.504	9	22	15
8	4	U	6	Hayden KILLWORTH	Suzuki GSXR 1000 - @GreenPlantUK & H11xy	12	12:02.210	36.698	2.285	72.25	57.899	11	16	8
9	102*	U	7	James FEARN	Suzuki GSXR1000 -	12	12:02.536	37.024	0.326	72.22	57.105	10	10	1
10	17	U	8	Jordan KILLWORTH	Kawasaki ZX10R - BK Racing / Rabbit	12	12:03.097	37.585	0.561	72.16	58.227	11	12	2
11	275	U	9	Mark WILBY	Suzuki GSXR 1000 K6 - Continental Tyres	12	12:07.134	41.622	4.037	71.76	59.097	6	3	-8
12	19	U	10	Tyler DONOVAN	Kawasaki ZX10R - Tinder Corp	12	12:11.367	45.855	4.233	71.35	58.573	9	13	1
13	23	U	11	Justin ROSE	Yamaha R1 - J. Rose Roofing Services	12	12:11.849	46.337	0.482	71.30	58.302	11	14	1
14	169	U	12	Cory SMITH	Suzuki K1 1000 -	12	12:12.448	46.936	0.599	71.24	57.971	11	17	3
15	77	E	3	David MAY	Suzuki GSXR 750 K1 - Orchard cooling/ Team Silver Arrows	12	12:26.209	1:00.697	13.761	69.93	1:00.266	7	8	-7
16	48	E	4	Shaun WALLIS	Yamaha R6 - MBC Despatch Racing	11	11:53.568	1 Lap	1 Lap	67.03	1:02.382	8	21	5
17	89	E	5	Daryl SKINNS	Suzuki GSXR 750 - Indoor Climate Systems	10	11:50.203	2 Laps	1 Lap	61.23	1:08.284	8	23	6

NOT CLASSIFIED

DNF	78	U		Jamie THOMAS	Suzuki GSXR 1000 - Team RubyRacing	11	10:26.350	1 Lap	0.000	76.37	55.572	10	4	
DNF	41	U		Paul PRICE	Suzuki GSXR 1000 -	9	8:39.190	3 Laps	2 Laps	75.38	56.074	3	18	
DNF	125	U		Haydon SMITH	Kawasaki ZXR750R - Shelf & Rail Co.	9	9:00.770	3 Laps	21.580	72.37	57.895	8	19	
DNF	46	U		Simon GATES	Yamaha YZF R1 - T.A Roden LTD/Canine Plus Hydro	4	4:25.872	8 Laps	5 Laps	65.42	1:03.711	4	11	

FASTEST LAP

78	U	Jamie THOMAS	Suzuki GSXR 1000 - Team RubyRacing	10	55.572	78.25 mph	125.93 kph
118	E	Darren CORKETT	Suzuki GSXR 750 - Jackson & Phillips	12	56.523	76.93 mph	123.81 kph

Comments:

* No. 102 - 10 second penalty - yellow flag infringement

Class U - 92.5% of Race Speed = 70.41 mph

Class E - 92.5% of Race Speed = 68.69 mph

Weather / Track : Cloudy / Wet

These results are provisional until the conclusion of any judicial and technical matters.

Date: 17/03/2024 Start: 12:51 Finish: 13:02

Brands Hatch Indy: 1.2079 miles

Clerk Of Course:	Stewards:	Timekeeper:	<i>Craig Smith</i>	
------------------	-----------	-------------	--------------------	--

Results can be found at www.tsl-timing.com

Printed - 13:06 Sunday, 17 March 2024



BMCRC - MRO Championships 2024 - Rnd 1 @ Brands Hatch Indy

BMCRC Thunderbike Ultra & Extreme

RACE 10 - LAP CHART

LAP 1 @ 12:52:13.231

NO	BEHIND	LAP TIME
99		1:01.678
54	1.777	1:03.455
78	1.882	1:03.560
118	3.483	1:05.161
41	3.807	1:05.485
800	3.840	1:05.518
275	4.204	1:05.882
818	4.348	1:06.026
17	6.427	1:08.105
53	6.517	1:08.195
125	6.571	1:08.249
102	6.792	1:08.470
19	7.703	1:09.381
77	7.935	1:09.613
4	8.128	1:09.806
23	8.156	1:09.834
20	8.332	1:10.010
169	8.659	1:10.337
46	10.613	1:12.291
48	12.279	1:13.957
89	16.631	1:18.309

LAP 2 @ 12:53:10.782

NO	BEHIND	LAP TIME
99		57.551
78	0.349	56.018
54	3.256	59.030
41	3.481	57.225
800	4.869	58.580
118	5.268	59.336
818	6.992	1:00.195
275	7.152	1:00.499
53	9.616	1:00.650
125	10.373	1:01.353
17	10.527	1:01.651
102	10.623	1:01.382
4	11.193	1:00.616
20	14.094	1:03.313
19	14.432	1:04.280
23	14.745	1:04.140
169	15.300	1:04.192
77	15.894	1:05.510
46	18.959	1:05.897
48	20.144	1:05.416
89	30.435	1:11.355

LAP 3 @ 12:54:07.704

NO	BEHIND	LAP TIME
99		56.922
78	0.148	56.721
41	2.633	56.074
54	5.507	59.173
800	6.217	58.270
118	6.577	58.231
818	10.472	1:00.402
53	11.336	58.642
275	11.436	1:01.206
125	12.160	58.709
102	12.806	59.105
4	14.299	1:00.028
17	14.886	1:01.281
20	16.558	59.386

23	20.156	1:02.333
19	20.187	1:02.677
169	20.479	1:02.101
77	21.314	1:02.342
46	26.010	1:03.973
48	27.788	1:04.566
89	43.929	1:10.416

LAP 4 @ 12:55:04.395

NO	BEHIND	LAP TIME
78		56.543
99	0.403	57.094
41	2.320	56.378
54	6.964	58.148
800	7.980	58.454
118	8.302	58.416
818	11.672	57.891
53	11.929	57.284
275	14.573	59.828
125	15.001	59.532
102	15.144	59.029
4	17.817	1:00.209
17	18.508	1:00.313
20	18.724	58.857
19	24.537	1:01.041
23	24.838	1:01.373
169	25.042	1:01.254
77	25.637	1:01.014
46	33.030	1:03.711
48	35.903	1:04.806

LAP 5 @ 12:56:00.822

NO	BEHIND	LAP TIME
78		56.427
89	1 Lap	1:09.574
99	0.492	56.516
41	2.309	56.416
54	9.499	58.962
800	9.505	57.952
118	9.955	58.080
818	13.520	58.275
53	13.728	58.226
275	17.808	59.662
125	17.985	59.411
102	18.011	59.294
4	20.917	59.527
20	21.233	58.936
17	21.869	59.788
19	28.144	1:00.034
23	28.377	59.966
169	28.567	59.952
77	29.887	1:00.677
48	43.709	1:04.233

LAP 6 @ 12:56:57.083

NO	BEHIND	LAP TIME
78		56.261
99	1.407	57.176
41	2.844	56.796
800	11.459	58.215
54	12.225	58.987
118	12.297	58.603
89	1 Lap	1:09.279
818	15.399	58.140

53	15.575	58.108
102	20.274	58.524
125	20.484	58.760
275	20.644	59.097
20	23.234	58.262
4	24.132	59.476
17	24.458	58.850
19	31.468	59.585
23	31.707	59.591
169	32.227	59.921
77	33.957	1:00.331
48	51.828	1:04.380

LAP 7 @ 12:57:53.625

NO	BEHIND	LAP TIME
78		56.542
99	1.154	56.289
41	3.634	57.332
800	12.597	57.680
118	13.029	57.274
54	13.432	57.749
53	16.657	57.624
818	17.609	58.752
102	22.728	58.996
125	22.838	58.896
275	24.265	1:00.163
20	24.839	58.147
89	1 Lap	1:09.480
17	27.095	59.179
4	27.120	59.530
19	34.051	59.125
23	34.199	59.034
169	35.022	59.337
77	37.681	1:00.266

LAP 8 @ 12:58:50.321

NO	BEHIND	LAP TIME
78		56.696
99	0.864	56.406
48	1 Lap	1:03.063
41	4.019	57.081
800	13.872	57.971
118	14.105	57.772
54	14.162	57.426
53	16.940	56.979
818	18.718	57.805
102	23.515	57.483
125	24.037	57.895
20	27.071	58.928
275	27.525	59.956
4	29.587	59.163
17	29.684	59.285
19	36.775	59.420
23	37.038	59.535
169	37.177	58.851
89	1 Lap	1:10.091
77	41.971	1:00.986

LAP 9 @ 12:59:46.364

NO	BEHIND	LAP TIME
78		56.043
99	0.517	55.696
41	4.379	56.403
48	1 Lap	1:02.382

800	15.612	57.783
54	15.812	57.693
118	15.905	57.843
53	18.075	57.178
818	20.031	57.356
102	24.893	57.421
125	25.959	57.965
20	28.532	57.504
275	31.407	59.925
4	31.991	58.447
17	32.574	58.933
19	39.305	58.573
23	39.978	58.983
169	40.064	58.930
77	46.977	1:01.049
89	1 Lap	1:08.284

LAP 10 @ 13:00:41.936

NO	BEHIND	LAP TIME
78		55.572
99	1.177	56.232
48	1 Lap	1:03.852
800	17.674	57.634
54	17.790	57.550
118	18.054	57.721
53	19.959	57.456
818	21.450	56.991
102	26.426	57.105
20	31.920	58.960
275	35.811	59.976
4	35.978	59.559
17	36.003	59.001
19	42.901	59.168
169	43.765	59.273
23	44.120	59.714
77	52.495	1:01.090

LAP 11 @ 13:01:37.903

NO	BEHIND	LAP TIME
78		55.967
99	2.219	57.009
89	2 Laps	1:11.932
800	19.532	57.825
118	19.744	57.657
54	20.168	58.345
53	21.255	57.263
818	23.449	57.966
48	1 Lap	1:03.634
102	27.622	57.163
20	34.515	58.562
4	37.910	57.899
17	38.263	58.227
275	40.229	1:00.385
169	45.769	57.971
19	45.852	58.918
23	46.455	58.302
77	57.945	1:01.417

LAP 12 @ 13:02:37.065

NO	BEHIND	LAP TIME
99		56.943
118	17.105	56.523
800	18.694	58.324
54	18.731	57.725

BMCRC - MRO Championships 2024 - Rnd 1 @ Brands Hatch Indy

BMCRC Thunderbike Ultra & Extreme

RACE 10 - POSITION CHART

No	Name	Lap Pos	Lap												
			1	2	3	4	5	6	7	8	9	10	11	12	
99	BUTTERWORTH	1	99	99	99	78	78	78	78	78	78	78	78	78	99
818	SYMON	2	54	78	78	99	99	99	99	99	99	99	99	99	118
275	WILBY	3	78	54	41	41	41	41	41	41	41	800	800	800	
78	THOMAS	4	118	41	54	54	54	800	800	800	800	54	118	54	
800	CREASEY	5	41	800	800	800	800	54	118	118	54	118	54	53	
118	CORKETT	6	800	118	118	118	118	118	54	54	118	53	53	818	
77	MAY	7	275	818	818	818	818	818	53	53	53	818	818	102	
54	SAUNDERS	8	818	275	53	53	53	53	818	818	818	102	102	20	
102	FEARN	9	17	53	275	275	275	102	102	102	102	20	20	4	
46	GATES	10	53	125	125	125	125	125	125	125	125	275	4	17	
17	KILLWORTH	11	125	17	102	102	102	275	275	20	20	4	17	275	
19	DONOVAN	12	102	102	4	4	4	20	20	275	275	17	275	19	
23	ROSE	13	19	4	17	17	20	4	17	4	4	19	169	23	
4	KILLWORTH	14	77	20	20	20	17	17	4	17	17	169	19	169	
169	SMITH	15	4	19	23	19	19	19	19	19	19	23	23	77	
41	PRICE	16	23	23	19	23	23	23	23	23	23	77	77		
125	SMITH	17	20	169	169	169	169	169	169	169	169	48	48		
48	WALLIS	18	169	77	77	77	77	77	77	77	77	89			
20	SWYER	19	46	46	46	46	48	48	48	48	48				
89	SKINNS	20	48	48	48	48	89	89	89	89	89				
53	McGLYNN	21	89	89	89	89									

BMCRC - MRO Championships 2024 - Rnd 1 @ Brands Hatch Indy

BMCRC Thunderbike Ultra & Extreme

RACE 10 - SECTOR ANALYSIS



SECTOR 1 = FL to I1, SECTOR 2 = I1 to FL, DIFF = Difference To Personal Best Lap, P = Crossed Finish Line in Pit Lane, D = Time Disallowed

P1 99 U Steven BUTTERWORTH		Yamaha R1 -				
IDEAL LAP TIME : 55.603		BEST LAP TIME : 55.696		DIFFERENCE : 0.093		
LAP	SECTOR 1	SECTOR 2	LAP TIME	MPH	DIFF	TIME OF DAY
1 -		22.407	1:01.678	70.50	5.982	12:52:13.231
2 -	34.803	22.748	57.551	75.56	1.855	12:53:10.782
3 -	34.240	22.682	56.922	76.39	1.226	12:54:07.704
4 -	34.365	22.729	57.094	76.16	1.398	12:55:04.798
5 -	33.870	22.646	56.516	76.94	0.820	12:56:01.314
6 -	34.294	22.882	57.176	76.05	1.480	12:56:58.490
7 -	33.699	22.590	56.289 (3)	77.25	0.593	12:57:54.779
8 -	33.573	22.833	56.406	77.09	0.710	12:58:51.185
9 -	33.196	22.500	55.696 (1)	78.07		12:59:46.881
10 -	33.419	22.813	56.232 (2)	77.33	0.536	13:00:43.113
11 -	33.960	23.049	57.009	76.27	1.313	13:01:40.122
12 -	33.954	22.989	56.943	76.36	1.247	13:02:37.065

P2 118 E Darren CORKETT		Suzuki GSXR 750 - Jackson & Phillips				
IDEAL LAP TIME : 56.523		BEST LAP TIME : 56.523		DIFFERENCE : 0.000		
LAP	SECTOR 1	SECTOR 2	LAP TIME	MPH	DIFF	TIME OF DAY
1 -		24.242	1:05.161	66.73	8.638	12:52:16.714
2 -	35.960	23.376	59.336	73.28	2.813	12:53:16.050
3 -	35.070	23.161	58.231	74.67	1.708	12:54:14.281
4 -	35.012	23.404	58.416	74.44	1.893	12:55:12.697
5 -	34.877	23.203	58.080	74.87	1.557	12:56:10.777
6 -	35.129	23.474	58.603	74.20	2.080	12:57:09.380
7 -	34.330	22.944	57.274 (2)	75.92	0.751	12:58:06.654
8 -	34.863	22.909	57.772	75.27	1.249	12:59:04.426
9 -	35.000	22.843	57.843	75.17	1.320	13:00:02.269
10 -	34.964	22.757	57.721	75.33	1.198	13:00:59.990
11 -	34.932	22.725	57.657 (3)	75.42	1.134	13:01:57.647
12 -	34.087	22.436	56.523 (1)	76.93		13:02:54.170

P3 800 U Morgan CREASEY		Suzuki GSXR 1000 K7 - Warics Ltd				
IDEAL LAP TIME : 57.314		BEST LAP TIME : 57.634		DIFFERENCE : 0.320		
LAP	SECTOR 1	SECTOR 2	LAP TIME	MPH	DIFF	TIME OF DAY
1 -		24.428	1:05.518	66.37	7.884	12:52:17.071
2 -	35.145	23.435	58.580	74.23	0.946	12:53:15.651
3 -	35.021	23.249	58.270	74.62	0.636	12:54:13.921
4 -	35.109	23.345	58.454	74.39	0.820	12:55:12.375
5 -	34.542	23.410	57.952	75.03	0.318	12:56:10.327
6 -	34.569	23.646	58.215	74.69	0.581	12:57:08.542
7 -	34.628	23.052	57.680 (2)	75.39	0.046	12:58:06.222
8 -	34.597	23.374	57.971	75.01	0.337	12:59:04.193
9 -	34.615	23.168	57.783 (3)	75.25	0.149	13:00:01.976
10 -	34.262	23.372	57.634 (1)	75.45		13:00:59.610
11 -	34.594	23.231	57.825	75.20	0.191	13:01:57.435
12 -	34.735	23.589	58.324	74.55	0.690	13:02:55.759

BMCRC - MRO Championships 2024 - Rnd 1 @ Brands Hatch Indy

BMCRC Thunderbike Ultra & Extreme

RACE 10 - SECTOR ANALYSIS



SECTOR 1 = FL to I1, SECTOR 2 = I1 to FL, DIFF = Difference To Personal Best Lap, P = Crossed Finish Line in Pit Lane, D = Time Disallowed

P4 54 E		Andrew SAUNDERS		Suzuki GSXR 750 K1 - Ron G & Super Sam			
IDEAL LAP TIME : 57.103		BEST LAP TIME : 57.426		DIFFERENCE : 0.323			
LAP	SECTOR 1	SECTOR 2	LAP TIME	MPH	DIFF	TIME OF DAY	
1 -		23.080	1:03.455	68.53	6.029	12:52:15.008	
2 -	36.054	22.976	59.030	73.66	1.604	12:53:14.038	
3 -	36.100	23.073	59.173	73.48	1.747	12:54:13.211	
4 -	35.247	22.901	58.148	74.78	0.722	12:55:11.359	
5 -	35.637	23.325	58.962	73.75	1.536	12:56:10.321	
6 -	35.281	23.706	58.987	73.72	1.561	12:57:09.308	
7 -	35.254	22.495	57.749	75.30	0.323	12:58:07.057	
8 -	34.904	22.522	57.426 (1)	75.72		12:59:04.483	
9 -	35.372	22.321	57.693 (3)	75.37	0.267	13:00:02.176	
10 -	34.802	22.748	57.550 (2)	75.56	0.124	13:00:59.726	
11 -	35.531	22.814	58.345	74.53	0.919	13:01:58.071	
12 -	34.782	22.943	57.725	75.33	0.299	13:02:55.796	

P5 53 U		Seamus McGLYNN		- S and D Build and Design Ltd			
IDEAL LAP TIME : 56.615		BEST LAP TIME : 56.796		DIFFERENCE : 0.181			
LAP	SECTOR 1	SECTOR 2	LAP TIME	MPH	DIFF	TIME OF DAY	
1 -		24.731	1:08.195	63.76	11.399	12:52:19.748	
2 -	37.070	23.580	1:00.650	71.69	3.854	12:53:20.398	
3 -	35.165	23.477	58.642	74.15	1.846	12:54:19.040	
4 -	34.688	22.596	57.284	75.91	0.488	12:55:16.324	
5 -	35.079	23.147	58.226	74.68	1.430	12:56:14.550	
6 -	34.984	23.124	58.108	74.83	1.312	12:57:12.658	
7 -	34.957	22.667	57.624	75.46	0.828	12:58:10.282	
8 -	34.422	22.557	56.979 (2)	76.31	0.183	12:59:07.261	
9 -	34.126	23.052	57.178 (3)	76.05	0.382	13:00:04.439	
10 -	34.175	23.281	57.456	75.68	0.660	13:01:01.895	
11 -	34.421	22.842	57.263	75.94	0.467	13:01:59.158	
12 -	34.307	22.489	56.796 (1)	76.56		13:02:55.954	

P6 818 U		Alex SYMON		Kawasaki ZX10R - MCW			
IDEAL LAP TIME : 56.687		BEST LAP TIME : 56.991		DIFFERENCE : 0.304			
LAP	SECTOR 1	SECTOR 2	LAP TIME	MPH	DIFF	TIME OF DAY	
1 -		24.023	1:06.026	65.86	9.035	12:52:17.579	
2 -	36.399	23.796	1:00.195	72.24	3.204	12:53:17.774	
3 -	36.516	23.886	1:00.402	71.99	3.411	12:54:18.176	
4 -	35.081	22.810	57.891	75.11	0.900	12:55:16.067	
5 -	35.026	23.249	58.275	74.62	1.284	12:56:14.342	
6 -	34.907	23.233	58.140	74.79	1.149	12:57:12.482	
7 -	35.650	23.102	58.752	74.01	1.761	12:58:11.234	
8 -	35.051	22.754	57.805 (3)	75.22	0.814	12:59:09.039	
9 -	34.762	22.594	57.356 (2)	75.81	0.365	13:00:06.395	
10 -	34.129	22.862	56.991 (1)	76.30		13:01:03.386	
11 -	34.093	23.873	57.966	75.01	0.975	13:02:01.352	
12 -	34.355	24.369	58.724	74.05	1.733	13:03:00.076	

BMCRC - MRO Championships 2024 - Rnd 1 @ Brands Hatch Indy

BMCRC Thunderbike Ultra & Extreme

RACE 10 - SECTOR ANALYSIS



SECTOR 1 = FL to I1, SECTOR 2 = I1 to FL, DIFF = Difference To Personal Best Lap, P = Crossed Finish Line in Pit Lane, D = Time Disallowed

P7		20 U		Connor SWYER		SUZUKI GSXR 1000 K6 - WSC Performace & lleithyr farm & dac	
IDEAL LAP TIME : 57.504		BEST LAP TIME : 57.504		DIFFERENCE : 0.000			
LAP	SECTOR 1	SECTOR 2	LAP TIME	MPH	DIFF	TIME OF DAY	
1 -		25.406	1:10.010	62.11	12.506	12:52:21.563	
2 -	38.246	25.067	1:03.313	68.68	5.809	12:53:24.876	
3 -	35.628	23.758	59.386	73.22	1.882	12:54:24.262	
4 -	35.338	23.519	58.857	73.88	1.353	12:55:23.119	
5 -	35.575	23.361	58.936	73.78	1.432	12:56:22.055	
6 -	35.042	23.220	58.262 (3)	74.63	0.758	12:57:20.317	
7 -	34.685	23.462	58.147 (2)	74.78	0.643	12:58:18.464	
8 -	35.143	23.785	58.928	73.79	1.424	12:59:17.392	
9 -	34.451	23.053	57.504 (1)	75.62		13:00:14.896	
10 -	35.028	23.932	58.960	73.75	1.456	13:01:13.856	
11 -	34.890	23.672	58.562	74.25	1.058	13:02:12.418	
12 -	35.221	23.839	59.060	73.63	1.556	13:03:11.478	

P8		4 U		Hayden KILLWORTH		Suzuki GSXR 1000 - @GreenPlantUK & H11xy	
IDEAL LAP TIME : 57.631		BEST LAP TIME : 57.899		DIFFERENCE : 0.268			
LAP	SECTOR 1	SECTOR 2	LAP TIME	MPH	DIFF	TIME OF DAY	
1 -		24.922	1:09.806	62.29	11.907	12:52:21.359	
2 -	36.725	23.891	1:00.616	71.74	2.717	12:53:21.975	
3 -	36.384	23.644	1:00.028	72.44	2.129	12:54:22.003	
4 -	36.229	23.980	1:00.209	72.22	2.310	12:55:22.212	
5 -	35.875	23.652	59.527	73.05	1.628	12:56:21.739	
6 -	35.939	23.537	59.476	73.11	1.577	12:57:21.215	
7 -	35.663	23.867	59.530	73.04	1.631	12:58:20.745	
8 -	35.659	23.504	59.163	73.50	1.264	12:59:19.908	
9 -	35.087	23.360	58.447 (3)	74.40	0.548	13:00:18.355	
10 -	35.351	24.208	59.559	73.01	1.660	13:01:17.914	
11 -	34.815	23.084	57.899 (1)	75.10		13:02:15.813	
12 -	34.547	23.403	57.950 (2)	75.04	0.051	13:03:13.763	

P9		102 U		James FEARN		Suzuki GSXR1000 -	
IDEAL LAP TIME : 56.991		BEST LAP TIME : 57.105		DIFFERENCE : 0.114			
LAP	SECTOR 1	SECTOR 2	LAP TIME	MPH	DIFF	TIME OF DAY	
1 -		24.838	1:08.470	63.51	11.365	12:52:20.023	
2 -	37.517	23.865	1:01.382	70.84	4.277	12:53:21.405	
3 -	35.968	23.137	59.105	73.57	2.000	12:54:20.510	
4 -	35.671	23.358	59.029	73.66	1.924	12:55:19.539	
5 -	35.723	23.571	59.294	73.33	2.189	12:56:18.833	
6 -	35.401	23.123	58.524	74.30	1.419	12:57:17.357	
7 -	35.373	23.623	58.996	73.71	1.891	12:58:16.353	
8 -	34.718	22.765	57.483	75.65	0.378	12:59:13.836	
9 -	34.723	22.698	57.421 (3)	75.73	0.316	13:00:11.257	
10 -	34.293	22.812	57.105 (1)	76.15		13:01:08.362	
11 -	34.451	22.712	57.163 (2)	76.07	0.058	13:02:05.525	
12 -	34.527	24.037	58.564	74.25	1.459	13:03:04.089	

BMCRC - MRO Championships 2024 - Rnd 1 @ Brands Hatch Indy

BMCRC Thunderbike Ultra & Extreme

RACE 10 - SECTOR ANALYSIS



SECTOR 1 = FL to I1, SECTOR 2 = I1 to FL, DIFF = Difference To Personal Best Lap, P = Crossed Finish Line in Pit Lane, D = Time Disallowed

P10 17 U		Jordan KILLWORTH		Kawasaki ZX10R - BK Racing / Rabbit			
IDEAL LAP TIME : 57.803		BEST LAP TIME : 58.227		DIFFERENCE : 0.424			
LAP	SECTOR 1	SECTOR 2	LAP TIME	MPH	DIFF	TIME OF DAY	
1 -		25.481	1:08.105	63.85	9.878	12:52:19.658	
2 -	37.318	24.333	1:01.651	70.53	3.424	12:53:21.309	
3 -	37.053	24.228	1:01.281	70.96	3.054	12:54:22.590	
4 -	36.717	23.596	1:00.313	72.10	2.086	12:55:22.903	
5 -	36.142	23.646	59.788	72.73	1.561	12:56:22.691	
6 -	35.653	23.197	58.850 (3)	73.89	0.623	12:57:21.541	
7 -	35.588	23.591	59.179	73.48	0.952	12:58:20.720	
8 -	35.925	23.360	59.285	73.35	1.058	12:59:20.005	
9 -	35.784	23.149	58.933	73.78	0.706	13:00:18.938	
10 -	35.289	23.712	59.001	73.70	0.774	13:01:17.939	
11 -	35.267	22.960	58.227 (1)	74.68		13:02:16.166	
12 -	34.843	23.641	58.484 (2)	74.35	0.257	13:03:14.650	

P11 275 U		Mark WILBY		Suzuki GSXR 1000 K6 - Continental Tyres			
IDEAL LAP TIME : 59.097		BEST LAP TIME : 59.097		DIFFERENCE : 0.000			
LAP	SECTOR 1	SECTOR 2	LAP TIME	MPH	DIFF	TIME OF DAY	
1 -		25.479	1:05.882	66.00	6.785	12:52:17.435	
2 -	35.688	24.811	1:00.499	71.87	1.402	12:53:17.934	
3 -	35.977	25.229	1:01.206	71.04	2.109	12:54:19.140	
4 -	35.513	24.315	59.828 (3)	72.68	0.731	12:55:18.968	
5 -	35.398	24.264	59.662 (2)	72.88	0.565	12:56:18.630	
6 -	35.082	24.015	59.097 (1)	73.58		12:57:17.727	
7 -	35.500	24.663	1:00.163	72.28	1.066	12:58:17.890	
8 -	35.420	24.536	59.956	72.52	0.859	12:59:17.846	
9 -	35.660	24.265	59.925	72.56	0.828	13:00:17.771	
10 -	35.417	24.559	59.976	72.50	0.879	13:01:17.747	
11 -	35.894	24.491	1:00.385	72.01	1.288	13:02:18.132	
12 -	35.799	24.756	1:00.555	71.81	1.458	13:03:18.687	

P12 19 U		Tyler DONOVAN		Kawasaki ZX10R - Tinder Corp			
IDEAL LAP TIME : 58.281		BEST LAP TIME : 58.573		DIFFERENCE : 0.292			
LAP	SECTOR 1	SECTOR 2	LAP TIME	MPH	DIFF	TIME OF DAY	
1 -		27.024	1:09.381	62.67	10.808	12:52:20.934	
2 -	38.752	25.528	1:04.280	67.65	5.707	12:53:25.214	
3 -	37.222	25.455	1:02.677	69.38	4.104	12:54:27.891	
4 -	36.824	24.217	1:01.041	71.24	2.468	12:55:28.932	
5 -	35.808	24.226	1:00.034	72.43	1.461	12:56:28.966	
6 -	35.688	23.897	59.585	72.98	1.012	12:57:28.551	
7 -	35.315	23.810	59.125 (3)	73.54	0.552	12:58:27.676	
8 -	35.152	24.268	59.420	73.18	0.847	12:59:27.096	
9 -	35.132	23.441	58.573 (1)	74.24		13:00:25.669	
10 -	34.840	24.328	59.168	73.49	0.595	13:01:24.837	
11 -	35.035	23.883	58.918 (2)	73.80	0.345	13:02:23.755	
12 -	35.369	23.796	59.165	73.49	0.592	13:03:22.920	

BMCRC - MRO Championships 2024 - Rnd 1 @ Brands Hatch Indy

BMCRC Thunderbike Ultra & Extreme

RACE 10 - SECTOR ANALYSIS



SECTOR 1 = FL to I1, SECTOR 2 = I1 to FL, DIFF = Difference To Personal Best Lap, P = Crossed Finish Line in Pit Lane, D = Time Disallowed

P13 23 U Justin ROSE		Yamaha R1 - J. Rose Roofing Services				
IDEAL LAP TIME : 58.302		BEST LAP TIME : 58.302		DIFFERENCE : 0.000		
LAP	SECTOR 1	SECTOR 2	LAP TIME	MPH	DIFF	TIME OF DAY
1 -		25.835	1:09.834	62.27	11.532	12:52:21.387
2 -	38.734	25.406	1:04.140	67.79	5.838	12:53:25.527
3 -	36.967	25.366	1:02.333	69.76	4.031	12:54:27.860
4 -	37.004	24.369	1:01.373	70.85	3.071	12:55:29.233
5 -	35.870	24.096	59.966	72.51	1.664	12:56:29.199
6 -	35.713	23.878	59.591	72.97	1.289	12:57:28.790
7 -	35.520	23.514	59.034 (3)	73.66	0.732	12:58:27.824
8 -	35.358	24.177	59.535	73.04	1.233	12:59:27.359
9 -	34.996	23.987	58.983 (2)	73.72	0.681	13:00:26.342
10 -	35.589	24.125	59.714	72.82	1.412	13:01:26.056
11 -	34.960	23.342	58.302 (1)	74.58		13:02:24.358
12 -	34.983	24.061	59.044	73.65	0.742	13:03:23.402

P14 169 U Cory SMITH		Suzuki K1 1000 -				
IDEAL LAP TIME : 57.971		BEST LAP TIME : 57.971		DIFFERENCE : 0.000		
LAP	SECTOR 1	SECTOR 2	LAP TIME	MPH	DIFF	TIME OF DAY
1 -		25.003	1:10.337	61.82	12.366	12:52:21.890
2 -	39.311	24.881	1:04.192	67.74	6.221	12:53:26.082
3 -	36.833	25.268	1:02.101	70.02	4.130	12:54:28.183
4 -	37.152	24.102	1:01.254	70.99	3.283	12:55:29.437
5 -	36.236	23.716	59.952	72.53	1.981	12:56:29.389
6 -	36.359	23.562	59.921	72.57	1.950	12:57:29.310
7 -	35.714	23.623	59.337	73.28	1.366	12:58:28.647
8 -	35.691	23.160	58.851 (2)	73.89	0.880	12:59:27.498
9 -	35.321	23.609	58.930 (3)	73.79	0.959	13:00:26.428
10 -	35.381	23.892	59.273	73.36	1.302	13:01:25.701
11 -	35.138	22.833	57.971 (1)	75.01		13:02:23.672
12 -	35.864	24.465	1:00.329	72.08	2.358	13:03:24.001

P15 77 E David MAY		Suzuki GSXR 750 K1 - Orchard cooling/ Team Silver Arrows				
IDEAL LAP TIME : 1:00.162		BEST LAP TIME : 1:00.266		DIFFERENCE : 0.104		
LAP	SECTOR 1	SECTOR 2	LAP TIME	MPH	DIFF	TIME OF DAY
1 -		25.732	1:09.613	62.46	9.347	12:52:21.166
2 -	40.363	25.147	1:05.510	66.38	5.244	12:53:26.676
3 -	37.701	24.641	1:02.342	69.75	2.076	12:54:29.018
4 -	36.698	24.316	1:01.014	71.27	0.748	12:55:30.032
5 -	36.314	24.363	1:00.677 (3)	71.66	0.411	12:56:30.709
6 -	36.012	24.319	1:00.331 (2)	72.07	0.065	12:57:31.040
7 -	36.116	24.150	1:00.266 (1)	72.15		12:58:31.306
8 -	36.336	24.650	1:00.986	71.30	0.720	12:59:32.292
9 -	36.712	24.337	1:01.049	71.23	0.783	13:00:33.341
10 -	36.242	24.848	1:01.090	71.18	0.824	13:01:34.431
11 -	36.705	24.712	1:01.417	70.80	1.151	13:02:35.848
12 -	37.047	24.867	1:01.914	70.23	1.648	13:03:37.762

BMCRC - MRO Championships 2024 - Rnd 1 @ Brands Hatch Indy

BMCRC Thunderbike Ultra & Extreme

RACE 10 - SECTOR ANALYSIS



SECTOR 1 = FL to I1, SECTOR 2 = I1 to FL, DIFF = Difference To Personal Best Lap, P = Crossed Finish Line in Pit Lane, D = Time Disallowed

P16 48 E		Shaun WALLIS		Yamaha R6 - MBC Despatch Racing			
IDEAL LAP TIME : 1:02.382		BEST LAP TIME : 1:02.382		DIFFERENCE : 0.000			
LAP	SECTOR 1	SECTOR 2	LAP TIME	MPH	DIFF	TIME OF DAY	
1 -		26.382	1:13.957	58.79	11.575	12:52:25.510	
2 -	39.913	25.503	1:05.416	66.47	3.034	12:53:30.926	
3 -	39.034	25.532	1:04.566	67.35	2.184	12:54:35.492	
4 -	39.327	25.479	1:04.806	67.10	2.424	12:55:40.298	
5 -	38.565	25.668	1:04.233	67.70	1.851	12:56:44.531	
6 -	38.683	25.697	1:04.380	67.54	1.998	12:57:48.911	
7 -	38.163	24.900	1:03.063 (2)	68.95	0.681	12:58:51.974	
8 -	37.559	24.823	1:02.382 (1)	69.70		12:59:54.356	
9 -	37.912	25.940	1:03.852	68.10	1.470	13:00:58.208	
10 -	38.370	25.264	1:03.634	68.33	1.252	13:02:01.842	
11 -	37.651	25.628	1:03.279 (3)	68.72	0.897	13:03:05.121	

P17 89 E		Daryl SKINNS		Suzuki GSXR 750 - Indoor Climate Systems			
IDEAL LAP TIME : 1:08.284		BEST LAP TIME : 1:08.284		DIFFERENCE : 0.000			
LAP	SECTOR 1	SECTOR 2	LAP TIME	MPH	DIFF	TIME OF DAY	
1 -		28.460	1:18.309	55.53	10.025	12:52:29.862	
2 -	43.165	28.190	1:11.355	60.94	3.071	12:53:41.217	
3 -	42.618	27.798	1:10.416	61.75	2.132	12:54:51.633	
4 -	42.228	27.346	1:09.574	62.50	1.290	12:56:01.207	
5 -	41.485	27.794	1:09.279 (2)	62.76	0.995	12:57:10.486	
6 -	41.368	28.112	1:09.480 (3)	62.58	1.196	12:58:19.966	
7 -	42.309	27.782	1:10.091	62.04	1.807	12:59:30.057	
8 -	41.180	27.104	1:08.284 (1)	63.68		13:00:38.341	
9 -	41.833	30.099	1:11.932	60.45	3.648	13:01:50.273	
10 -	43.546	27.937	1:11.483	60.83	3.199	13:03:01.756	

P18 78 U		Jamie THOMAS		Suzuki GSXR 1000 - Team RubyRacing			
IDEAL LAP TIME : 55.365		BEST LAP TIME : 55.572		DIFFERENCE : 0.207			
LAP	SECTOR 1	SECTOR 2	LAP TIME	MPH	DIFF	TIME OF DAY	
1 -		23.068	1:03.560	68.41	7.988	12:52:15.113	
2 -	33.689	22.329	56.018 (3)	77.62	0.446	12:53:11.131	
3 -	34.196	22.525	56.721	76.66	1.149	12:54:07.852	
4 -	33.972	22.571	56.543	76.90	0.971	12:55:04.395	
5 -	34.053	22.374	56.427	77.06	0.855	12:56:00.822	
6 -	33.851	22.410	56.261	77.29	0.689	12:56:57.083	
7 -	34.118	22.424	56.542	76.90	0.970	12:57:53.625	
8 -	33.932	22.764	56.696	76.70	1.124	12:58:50.321	
9 -	33.789	22.254	56.043	77.59	0.471	12:59:46.364	
10 -	33.477	22.095	55.572 (1)	78.25		13:00:41.936	
11 -	33.589	22.378	55.967 (2)	77.69	0.395	13:01:37.903	

P19 41 U		Paul PRICE		Suzuki GSXR 1000 -			
IDEAL LAP TIME : 55.804		BEST LAP TIME : 56.074		DIFFERENCE : 0.270			
LAP	SECTOR 1	SECTOR 2	LAP TIME	MPH	DIFF	TIME OF DAY	
1 -		23.310	1:05.485	66.40	9.411	12:52:17.038	
2 -	34.428	22.797	57.225	75.99	1.151	12:53:14.263	
3 -	33.684	22.390	56.074 (1)	77.55		12:54:10.337	
4 -	33.930	22.448	56.378 (2)	77.13	0.304	12:55:06.715	
5 -	34.076	22.340	56.416	77.08	0.342	12:56:03.131	
6 -	33.951	22.845	56.796	76.56	0.722	12:56:59.927	
7 -	34.478	22.854	57.332	75.84	1.258	12:57:57.259	
8 -	34.264	22.817	57.081	76.18	1.007	12:58:54.340	
9 -	34.031	22.372	56.403 (3)	77.09	0.329	12:59:50.743	

BMCRC - MRO Championships 2024 - Rnd 1 @ Brands Hatch Indy

BMCRC Thunderbike Ultra & Extreme

RACE 10 - SECTOR ANALYSIS



SECTOR 1 = FL to I1, SECTOR 2 = I1 to FL, DIFF = Difference To Personal Best Lap, P = Crossed Finish Line in Pit Lane, D = Time Disallowed

P20 125 U		Haydon SMITH		Kawasaki ZXR750R - Shelf & Rail Co.			
IDEAL LAP TIME : 57.686		BEST LAP TIME : 57.895		DIFFERENCE : 0.209			
LAP	SECTOR 1	SECTOR 2	LAP TIME	MPH	DIFF	TIME OF DAY	
1 -		25.017	1:08.249	63.71	10.354	12:52:19.802	
2 -	37.326	24.027	1:01.353	70.87	3.458	12:53:21.155	
3 -	35.194	23.515	58.709 (3)	74.07	0.814	12:54:19.864	
4 -	35.735	23.797	59.532	73.04	1.637	12:55:19.396	
5 -	35.432	23.979	59.411	73.19	1.516	12:56:18.807	
6 -	35.576	23.184	58.760	74.00	0.865	12:57:17.567	
7 -	34.886	24.010	58.896	73.83	1.001	12:58:16.463	
8 -	34.841	23.054	57.895 (1)	75.11		12:59:14.358	
9 -	34.632	23.333	57.965 (2)	75.02	0.070	13:00:12.323	

P21 46 U		Simon GATES		Yamaha YZF R1 - T.A Roden LTD/Canine Plus Hydro			
IDEAL LAP TIME : 1:03.655		BEST LAP TIME : 1:03.711		DIFFERENCE : 0.056			
LAP	SECTOR 1	SECTOR 2	LAP TIME	MPH	DIFF	TIME OF DAY	
1 -		25.836	1:12.291	60.15	8.580	12:52:23.844	
2 -	40.092	25.805	1:05.897 (3)	65.99	2.186	12:53:29.741	
3 -	39.148	24.825	1:03.973 (2)	67.97	0.262	12:54:33.714	
4 -	38.830	24.881	1:03.711 (1)	68.25		12:55:37.425	

BMCRC - MRO Championships 2024 - Rnd 1 @ Brands Hatch Indy

BMCRC Thunderbike Ultra & Extreme

RACE 10 - BEST SECTORS

SECTOR 1			SECTOR 2			IDEAL / BEST COMPARISON						
POS	NO	NAME	TIME	NO	NAME	TIME	POS	NO	NAME	IDEAL	BEST	DIFF
									PERFECT LAP	55.291		
1	99	BUTTERWORTH	33.196	78	THOMAS	22.095	1	78	THOMAS	55.365	55.572	0.207
2	78	THOMAS	33.270	54	SAUNDERS	22.321	2	99	BUTTERWORTH	55.603	55.696	0.093
3	41	PRICE	33.464	41	PRICE	22.340	3	41	PRICE	55.804	56.074	0.270
4	118	CORKETT	34.087	99	BUTTERWORTH	22.407	4	118	CORKETT	56.523	56.523	0.000
5	818	SYMON	34.093	118	CORKETT	22.436	5	53	McGLYNN	56.615	56.796	0.181
6	53	McGLYNN	34.126	53	McGLYNN	22.489	6	818	SYMON	56.687	56.991	0.304
7	800	CREASEY	34.262	818	SYMON	22.594	7	102	FEARN	56.991	57.105	0.114
8	102	FEARN	34.293	102	FEARN	22.698	8	54	SAUNDERS	57.103	57.426	0.323
9	20	SWYER	34.451	169	SMITH	22.833	9	800	CREASEY	57.314	57.634	0.320
10	4	KILLWORTH	34.547	17	KILLWORTH	22.960	10	20	SWYER	57.504	57.504	0.000
11	125	SMITH	34.632	800	CREASEY	23.052	11	4	KILLWORTH	57.631	57.899	0.268
12	54	SAUNDERS	34.782	20	SWYER	23.053	12	125	SMITH	57.686	57.895	0.209
13	19	DONOVAN	34.840	125	SMITH	23.054	13	17	KILLWORTH	57.803	58.227	0.424
14	17	KILLWORTH	34.843	4	KILLWORTH	23.084	14	169	SMITH	57.971	57.971	0.000
15	23	ROSE	34.960	23	ROSE	23.342	15	19	DONOVAN	58.281	58.573	0.292
16	275	WILBY	35.082	19	DONOVAN	23.441	16	23	ROSE	58.302	58.302	0.000
17	169	SMITH	35.138	275	WILBY	24.015	17	275	WILBY	59.097	59.097	0.000
18	77	MAY	36.012	77	MAY	24.150	18	77	MAY	1:00.162	1:00.266	0.104
19	48	WALLIS	37.559	48	WALLIS	24.823	19	48	WALLIS	1:02.382	1:02.382	0.000
20	46	GATES	38.830	46	GATES	24.825	20	46	GATES	1:03.655	1:03.711	0.056
21	89	SKINNS	41.180	89	SKINNS	27.104	21	89	SKINNS	1:08.284	1:08.284	0.000

BMCRC - MRO Championships 2024 - Rnd 1 @ Brands Hatch Indy

BMCRC Thunderbike Ultra & Extreme

RACE 10 - STATISTICS

Competitors Started 21
Planned Start 2024-03-17 @ 13:00:00.000
Actual Start 2024-03-17 @ 12:51:11.553
Finish Time 2024-03-17 @ 13:02:37.064
Track Length 1.2079mi.
Total Laps 234
Total Distance Covered 282.6592mi.

Session Fastest Lap History

NO	CL	NAME	LAP TIME	TIME OF DAY	LAP	VEHICLE
99	U	Steven BUTTERWORTH	57.551	12:53:10.794	2	Yamaha R1
78	U	Jamie THOMAS	56.018	12:53:11.156	2	Suzuki GSXR 1000
99	U	Steven BUTTERWORTH	55.696	12:59:46.893	9	Yamaha R1
78	U	Jamie THOMAS	55.572	13:00:41.961	10	Suzuki GSXR 1000

Session Leader History

NO	CL	NAME	FROM LAP	LAPS LED	DISTANCE	VEHICLE
99	U	Steven BUTTERWORTH	1	3	3.62 miles	Yamaha R1
78	U	Jamie THOMAS	4	8	9.66 miles	Suzuki GSXR 1000
99	U	Steven BUTTERWORTH	12	1	1.20 miles	Yamaha R1

Flag History

TYPE	TIME OF DAY
GREEN	12:51:11.553
FINISH	13:02:37.064

Flag Statistics

TYPE	COUNT	TOTAL LAPS	TOTAL TIME
Green	1	12	12:39.039
Red	0	0	0.000
Safety Car	0	0	0.000
FCY	0	0	0.000

BMCRC - MRO Championships 2024 - Rnd 1 @ Brands Hatch Indy

BMCRC Thunderbike Ultra & Extreme

RACE 10 - STATISTICS

CLASS : E

5 Starters

Fastest Lap History

NO	NAME	LAP TIME	TIME OF DAY	LAP	VEHICLE
54	Andrew SAUNDERS	59.030	12:53:14.049	2	Suzuki GSXR 750 K1
118	Darren CORKETT	58.231	12:54:14.285	3	Suzuki GSXR 750
54	Andrew SAUNDERS	58.148	12:55:11.370	4	Suzuki GSXR 750 K1
118	Darren CORKETT	58.080	12:56:10.779	5	Suzuki GSXR 750
118	Darren CORKETT	57.274	12:58:06.657	7	Suzuki GSXR 750
118	Darren CORKETT	56.523	13:02:54.174	12	Suzuki GSXR 750

Leader History

NO	NAME	FROM LAP	LAPS LED	DISTANCE	VEHICLE
54	Andrew SAUNDERS	1	6	7.24 miles	Suzuki GSXR 750 K1
118	Darren CORKETT	7	2	2.41 miles	Suzuki GSXR 750
54	Andrew SAUNDERS	9	2	2.41 miles	Suzuki GSXR 750 K1
118	Darren CORKETT	11	2	2.41 miles	Suzuki GSXR 750

BMCRC - MRO Championships 2024 - Rnd 1 @ Brands Hatch Indy

BMCRC Thunderbike Ultra & Extreme

RACE 10 - STATISTICS

CLASS : U

16 Starters

Fastest Lap History

NO	NAME	LAP TIME	TIME OF DAY	LAP	VEHICLE
99	Steven BUTTERWORTH	57.551	12:53:10.794	2	Yamaha R1
78	Jamie THOMAS	56.018	12:53:11.156	2	Suzuki GSXR 1000
99	Steven BUTTERWORTH	55.696	12:59:46.893	9	Yamaha R1
78	Jamie THOMAS	55.572	13:00:41.961	10	Suzuki GSXR 1000

Leader History

NO	NAME	FROM LAP	LAPS LED	DISTANCE	VEHICLE
99	Steven BUTTERWORTH	1	3	3.62 miles	Yamaha R1
78	Jamie THOMAS	4	8	9.66 miles	Suzuki GSXR 1000
99	Steven BUTTERWORTH	12	1	1.20 miles	Yamaha R1



BMCRC - MRO Championships 2024 - Rnd 1 @ Brands Hatch Indy

BMCRC Thunderbike Ultra & Extreme

RACE 22 - GRID (10 Laps)

ROW 11	33	65	Ian SOILLEUX	32	85	Clinton WOOD	31	62	David PATERSON
ROW 10	30	87	Dan CHAMBERLIN	29	63	Matthew WREN	28	80	Mark OVEL
ROW 9	27	82	Matt HINNELLS	26	31	Max MACRAE	25	3	Chad HASHMI
ROW 8	24	24	Andy SCANLON	23	96	Pete SCOTT	22	129	Derek CRIPPS
ROW 7	21	89	Daryl SKINNS	20	46	Simon GATES	19	48	Shaun WALLIS
ROW 6	18	77	David MAY	17	275	Mark WILBY	16	19	Tyler DONOVAN
ROW 5	15	23	Justin ROSE	14	17	Jordan KILLWORTH	13	169	Cory SMITH
ROW 4	12	4	Hayden KILLWORTH	11	125	Haydon SMITH	10	800	Morgan CREASEY
ROW 3	9	20	Connor SWYER	8	54	Andrew SAUNDERS	7	102	James FEARN
ROW 2	6	818	Alex SYMON	5	53	Seamus McGLYNN	4	118	Darren CORKETT
ROW 1	3	41	Paul PRICE	2	99	Steven BUTTERWORTH	1	78	Jamie THOMAS
									Pole

These results are provisional until the conclusion of any judicial and technical matters.

Brands Hatch Indy: 1.2079 miles

Clerk Of Course:	Stewards:	Timekeeper:	<i>Craig Smith</i>	
------------------	-----------	-------------	--------------------	--

Results can be found at www.tsl-timing.com

Printed - 13:08 Sunday, 17 March 2024





BMCRC - MRO Championships 2024 - Rnd 1 @ Brands Hatch Indy

BMCRC Thunderbike Ultra & Extreme

RACE 22 - CLASSIFICATION

Race Distance: 7 Laps / 8.45 miles

POS	NO	CL	PIC	NAME	ENTRY	LAPS	TIME	GAP	DIFF	MPH	BEST	ON	GRD	↑↓
1	818	U	1	Alex SYMON	Kawasaki ZX10R - MCW	7	5:59.606			84.64	50.185	5	6	5
2	99	U	2	Steven BUTTERWORTH	Yamaha R1 -	7	5:59.824	0.218	0.218	84.59	50.136	7	2	0
3	53	U	3	Seamus McGLYNN	- S and D Build and Design Ltd	7	6:01.807	2.201	1.983	84.13	50.241	7	5	2
4	54	E	1	Andrew SAUNDERS	Suzuki GSXR 750 K1 - Ron G & Super Sam	7	6:06.212	6.606	4.405	83.12	50.689	6	8	4
5	102	U	4	James FEARN	Suzuki GSXR1000 -	7	6:06.670	7.064	0.458	83.01	51.112	4	7	2
6	800	U	5	Morgan CREASEY	Suzuki GSXR 1000 K7 - Warics Ltd	7	6:07.439	7.833	0.769	82.84	50.815	6	10	4
7	118	E	2	Darren CORKETT	Suzuki GSXR 750 - Jackson & Phillips	7	6:09.442	9.836	2.003	82.39	51.457	5	4	-3
8	78	U	6	Jamie THOMAS	Suzuki GSXR 1000 - Team RubyRacing	7	6:17.217	17.611	7.775	80.69	52.150	7	1	-7
9	77	E	3	David MAY	Suzuki GSXR 750 K1 - Orchard cooling/ Team Silver Arrows	7	6:17.418	17.812	0.201	80.65	52.160	7	18	9
10	23	U	7	Justin ROSE	Yamaha R1 - J. Rose Roofing Services	7	6:20.032	20.426	2.614	80.09	51.995	7	15	5
11	17	U	8	Jordan KILLWORTH	Kawasaki ZX10R - BK Racing / Rabbit	7	6:24.840	25.234	4.808	79.09	53.385	6	14	3
12	19	U	9	Tyler DONOVAN	Kawasaki ZX10R - Tinder Corp	7	6:26.112	26.506	1.272	78.83	53.346	4	16	4
13	41	U	10	Paul PRICE	Suzuki GSXR 1000 -	7	6:26.118	26.512	0.006	78.83	53.816	4	3	-10
14	129	E	4	Derek CRIPPS	Yamaha R1 - Team FBR	7	6:28.726	29.120	2.608	78.30	53.282	5	22	8
15	169	U	11	Cory SMITH	Suzuki K1 1000 -	7	6:31.045	31.439	2.319	77.84	53.947	6	13	-2
16	4	U	12	Hayden KILLWORTH	Suzuki GSXR 1000 - @GreenPlantUK & H11xy	7	6:33.728	34.122	2.683	77.31	54.228	6	12	-4
17	46	U	13	Simon GATES	Yamaha YZF R1 - T.A Roden LTD/Canine Plus Hydro	7	6:34.059	34.453	0.331	77.24	54.282	6	20	3
18	20	U	14	Connor SWYER	SUZUKI GSXR 1000 K6 - WSC Performance & lleithyr farm &	7	6:35.090	35.484	1.031	77.04	54.698	7	9	-9
19	96	U	15	Pete SCOTT	Suzuki GSXR1000K5 - South Hill MOT Centre	7	6:35.411	35.805	0.321	76.98	54.463	6	23	4
20	48	E	5	Shaun WALLIS	Yamaha R6 - MBC Despatch Racing	7	6:38.588	38.982	3.177	76.37	54.970	7	19	-1
21	89	E	6	Daryl SKINNS	Suzuki GSXR 750 - Indoor Climate Systems	6	6:13.041	1 Lap	1 Lap	69.94	1:00.411	6	21	0

NOT CLASSIFIED

DNF	125	U		Haydon SMITH	Kawasaki ZXR750R - Shelf & Rail Co.	2	1:53.844	5 Laps	4 Laps	76.39	53.887	2	11	
DNF	275	U		Mark WILBY	Suzuki GSXR 1000 K6 - Continental Tyres	1	58.999	6 Laps	1 Lap	73.70				17

FASTEST LAP

99	U			Steven BUTTERWORTH	Yamaha R1 -	7	50.136			86.73 mph			139.58 kph	
54	E			Andrew SAUNDERS	Suzuki GSXR 750 K1 - Ron G & Super Sam	6	50.689			85.78 mph			138.06 kph	

Comments:

Class U - 92.5% of Race Speed = 78.29 mph

Class E - 92.5% of Race Speed = 76.88 mph

Weather / Track : Cloudy / Dry

These results are provisional until the conclusion of any judicial and technical matters.

Date: 17/03/2024 Start: 16:48 Finish: 16:54

Brands Hatch Indy: 1.2079 miles

Clerk Of Course:	Stewards:	Timekeeper:	<i>Craig Smith</i>	
------------------	-----------	-------------	--------------------	--

Results can be found at www.tsl-timing.com

Printed - 16:57 Sunday, 17 March 2024



BMCRC - MRO Championships 2024 - Rnd 1 @ Brands Hatch Indy

BMCRC Thunderbike Ultra & Extreme

RACE 22 - LAP CHART

LAP 1 @ 16:49:13.149

NO	BEHIND	LAP TIME
818		56.098
53	0.797	56.895
99	0.813	56.911
54	1.455	57.553
102	1.586	57.684
118	2.101	58.199
78	2.821	58.919
275	2.901	58.999
800	3.072	59.170
125	3.859	59.957
41	4.638	1:00.736
20	5.883	1:01.981
17	6.016	1:02.114
23	6.034	1:02.132
77	6.284	1:02.382
19	7.108	1:03.206
169	7.355	1:03.453
4	7.513	1:03.611
46	7.795	1:03.893
48	8.056	1:04.154
96	8.400	1:04.498
129	8.527	1:04.625
89	12.527	1:08.625

LAP 2 @ 16:50:04.129

NO	BEHIND	LAP TIME
818		50.980
99	0.521	50.688
53	1.744	51.927
54	2.657	52.182
102	2.885	52.279
118	3.253	52.132
800	4.051	51.959
78	6.217	54.376
125	6.766	53.887
41	7.568	53.910
77	8.300	52.996
17	9.705	54.669
23	9.874	54.820
20	11.062	56.159
19	11.260	55.132
169	11.825	55.450
4	12.096	55.563
46	12.354	55.539
129	12.570	55.023
96	13.791	56.371
48	14.143	57.067
89	23.218	1:01.671

LAP 3 @ 16:50:54.792

NO	BEHIND	LAP TIME
818		50.663
99	0.426	50.568
53	2.111	51.030
102	3.498	51.276
54	3.865	51.871
118	4.550	51.960
800	5.157	51.769
78	9.104	53.550
77	10.078	52.441
41	11.227	54.322
17	12.532	53.490

23	12.687	53.476
19	14.495	53.898
169	16.332	55.170
20	16.438	56.039
4	16.641	55.208
129	16.773	54.866
46	16.859	55.168
96	17.898	54.770
48	19.707	56.227
89	33.151	1:00.596

LAP 4 @ 16:51:45.249

NO	BEHIND	LAP TIME
818		50.457
99	0.507	50.538
53	2.528	50.874
102	4.153	51.112
54	4.842	51.434
118	5.552	51.459
800	6.023	51.323
78	11.903	53.256
77	12.114	52.493
41	14.586	53.816
23	14.829	52.599
17	16.073	53.998
19	17.384	53.346
169	20.070	54.195
129	20.159	53.843
4	21.829	55.645
20	21.966	55.985
46	22.056	55.654
96	22.266	54.825
48	24.798	55.548
89	43.394	1:00.700

LAP 5 @ 16:52:35.434

NO	BEHIND	LAP TIME
818		50.185
99	0.597	50.275
53	2.750	50.407
102	5.096	51.128
54	5.801	51.144
118	6.824	51.457
800	6.861	51.023
78	14.421	52.703
77	14.580	52.651
23	17.460	52.816
41	18.469	54.068
17	19.384	53.496
19	20.712	53.513
129	23.256	53.282
169	23.971	54.086
4	26.065	54.421
20	26.812	55.031
46	26.905	55.034
96	27.609	55.528
48	29.986	55.373

LAP 6 @ 16:53:26.088

NO	BEHIND	LAP TIME
818		50.654
99	0.651	50.708
53	2.529	50.433
89	1 Lap	1:01.038

54	5.836	50.689
102	5.881	51.439
800	7.022	50.815
118	7.635	51.465
78	16.030	52.263
77	16.221	52.295
23	19.000	52.194
17	22.115	53.385
41	22.273	54.458
19	23.629	53.571
129	26.123	53.521
169	27.264	53.947
4	29.639	54.228
46	30.533	54.282
20	31.355	55.197
96	31.418	54.463
48	34.581	55.249

LAP 7 @ 16:54:16.657

NO	BEHIND	LAP TIME
818		50.569
99	0.218	50.136
53	2.201	50.241
54	6.606	51.339
102	7.064	51.752
800	7.833	51.380
118	9.836	52.770
89	1 Lap	1:00.411
78	17.611	52.150
77	17.812	52.160
23	20.426	51.995
17	25.234	53.688
19	26.506	53.446
41	26.512	54.808
129	29.120	53.566
169	31.439	54.744
4	34.122	55.052
46	34.453	54.489
20	35.484	54.698
96	35.805	54.956
48	38.982	54.970

BMCRC - MRO Championships 2024 - Rnd 1 @ Brands Hatch Indy

BMCRC Thunderbike Ultra & Extreme

RACE 22 - POSITION CHART

No	Name	Lap							
		Pos	1	2	3	4	5	6	7
78	THOMAS	1	818	818	818	818	818	818	818
99	BUTTERWORTH	2	53	99	99	99	99	99	99
41	PRICE	3	99	53	53	53	53	53	53
118	CORKETT	4	54	54	102	102	102	54	54
53	McGLYNN	5	102	102	54	54	54	102	102
818	SYMON	6	118	118	118	118	118	800	800
102	FEARN	7	78	800	800	800	800	118	118
54	SAUNDERS	8	275	78	78	78	78	78	78
20	SWYER	9	800	125	77	77	77	77	77
800	CREASEY	10	125	41	41	41	23	23	23
125	SMITH	11	41	77	17	23	41	17	17
4	KILLWORTH	12	20	17	23	17	17	41	19
169	SMITH	13	17	23	19	19	19	19	41
17	KILLWORTH	14	23	20	169	169	129	129	129
23	ROSE	15	77	19	20	129	169	169	169
19	DONOVAN	16	19	169	4	4	4	4	4
275	WILBY	17	169	4	129	20	20	46	46
77	MAY	18	4	46	46	46	46	20	20
48	WALLIS	19	46	129	96	96	96	96	96
46	GATES	20	48	96	48	48	48	48	48
89	SKINNS	21	96	48	89	89	89	89	
129	CRIPPS	22	129	89					
96	SCOTT	23	89						

BMCRC - MRO Championships 2024 - Rnd 1 @ Brands Hatch Indy

BMCRC Thunderbike Ultra & Extreme

RACE 22 - SECTOR ANALYSIS



SECTOR 1 = FL to I1, SECTOR 2 = I1 to FL, DIFF = Difference To Personal Best Lap, P = Crossed Finish Line in Pit Lane, D = Time Disallowed

P1 818 U		Alex SYMON		Kawasaki ZX10R - MCW			
IDEAL LAP TIME : 50.185		BEST LAP TIME : 50.185		DIFFERENCE : 0.000			
LAP	SECTOR 1	SECTOR 2	LAP TIME	MPH	DIFF	TIME OF DAY	
1 -		20.424	56.098	77.51	5.913	16:49:13.149	
2 -	30.704	20.276	50.980	85.30	0.795	16:50:04.129	
3 -	30.454	20.209	50.663	85.83	0.478	16:50:54.792	
4 -	30.506	19.951	50.457 (2)	86.18	0.272	16:51:45.249	
5 -	30.265	19.920	50.185 (1)	86.65		16:52:35.434	
6 -	30.288	20.366	50.654	85.84	0.469	16:53:26.088	
7 -	30.387	20.182	50.569 (3)	85.99	0.384	16:54:16.657	

P2 99 U		Steven BUTTERWORTH		Yamaha R1 -			
IDEAL LAP TIME : 50.111		BEST LAP TIME : 50.136		DIFFERENCE : 0.025			
LAP	SECTOR 1	SECTOR 2	LAP TIME	MPH	DIFF	TIME OF DAY	
1 -		20.336	56.911	76.41	6.775	16:49:13.962	
2 -	30.684	20.004	50.688	85.79	0.552	16:50:04.650	
3 -	30.525	20.043	50.568	85.99	0.432	16:50:55.218	
4 -	30.527	20.011	50.538 (3)	86.04	0.402	16:51:45.756	
5 -	30.366	19.909	50.275 (2)	86.49	0.139	16:52:36.031	
6 -	30.202	20.506	50.708	85.75	0.572	16:53:26.739	
7 -	30.209	19.927	50.136 (1)	86.73		16:54:16.875	

P3 53 U		Seamus McGLYNN		- S and D Build and Design Ltd			
IDEAL LAP TIME : 50.081		BEST LAP TIME : 50.241		DIFFERENCE : 0.160			
LAP	SECTOR 1	SECTOR 2	LAP TIME	MPH	DIFF	TIME OF DAY	
1 -		20.788	56.895	76.43	6.654	16:49:13.946	
2 -	31.291	20.636	51.927	83.74	1.686	16:50:05.873	
3 -	30.719	20.311	51.030	85.21	0.789	16:50:56.903	
4 -	30.559	20.315	50.874	85.47	0.633	16:51:47.777	
5 -	30.213	20.194	50.407 (2)	86.26	0.166	16:52:38.184	
6 -	30.083	20.350	50.433 (3)	86.22	0.192	16:53:28.617	
7 -	30.243	19.998	50.241 (1)	86.55		16:54:18.858	

P4 54 E		Andrew SAUNDERS		Suzuki GSXR 750 K1 - Ron G & Super Sam			
IDEAL LAP TIME : 50.689		BEST LAP TIME : 50.689		DIFFERENCE : 0.000			
LAP	SECTOR 1	SECTOR 2	LAP TIME	MPH	DIFF	TIME OF DAY	
1 -		20.513	57.553	75.55	6.864	16:49:14.604	
2 -	31.794	20.388	52.182	83.33	1.493	16:50:06.786	
3 -	31.761	20.110	51.871	83.83	1.182	16:50:58.657	
4 -	31.158	20.276	51.434	84.54	0.745	16:51:50.091	
5 -	31.041	20.103	51.144 (2)	85.02	0.455	16:52:41.235	
6 -	30.795	19.894	50.689 (1)	85.78		16:53:31.924	
7 -	31.176	20.163	51.339 (3)	84.70	0.650	16:54:23.263	

P5 102 U		James FEARN		Suzuki GSXR1000 -			
IDEAL LAP TIME : 51.018		BEST LAP TIME : 51.112		DIFFERENCE : 0.094			
LAP	SECTOR 1	SECTOR 2	LAP TIME	MPH	DIFF	TIME OF DAY	
1 -		20.367	57.684	75.38	6.572	16:49:14.735	
2 -	31.887	20.392	52.279	83.18	1.167	16:50:07.014	
3 -	31.058	20.218	51.276 (3)	84.80	0.164	16:50:58.290	
4 -	30.800	20.312	51.112 (1)	85.07		16:51:49.402	
5 -	30.857	20.271	51.128 (2)	85.05	0.016	16:52:40.530	
6 -	31.112	20.327	51.439	84.53	0.327	16:53:31.969	
7 -	31.504	20.248	51.752	84.02	0.640	16:54:23.721	

BMCRC - MRO Championships 2024 - Rnd 1 @ Brands Hatch Indy

BMCRC Thunderbike Ultra & Extreme

RACE 22 - SECTOR ANALYSIS



SECTOR 1 = FL to I1, SECTOR 2 = I1 to FL, DIFF = Difference To Personal Best Lap, P = Crossed Finish Line in Pit Lane, D = Time Disallowed

P6		800 U		Morgan CREASEY		Suzuki GSXR 1000 K7 - Warics Ltd	
IDEAL LAP TIME : 50.784		BEST LAP TIME : 50.815		DIFFERENCE : 0.031			
LAP	SECTOR 1	SECTOR 2	LAP TIME	MPH	DIFF	TIME OF DAY	
1 -		20.811	59.170	73.49	8.355	16:49:16.221	
2 -	31.647	20.312	51.959	83.69	1.144	16:50:08.180	
3 -	31.556	20.213	51.769	84.00	0.954	16:50:59.949	
4 -	31.100	20.223	51.323 (3)	84.73	0.508	16:51:51.272	
5 -	30.733	20.290	51.023 (2)	85.22	0.208	16:52:42.295	
6 -	30.571	20.244	50.815 (1)	85.57		16:53:33.110	
7 -	31.155	20.225	51.380	84.63	0.565	16:54:24.490	

P7		118 E		Darren CORKETT		Suzuki GSXR 750 - Jackson & Phillips	
IDEAL LAP TIME : 51.015		BEST LAP TIME : 51.457		DIFFERENCE : 0.442			
LAP	SECTOR 1	SECTOR 2	LAP TIME	MPH	DIFF	TIME OF DAY	
1 -		20.508	58.199	74.71	6.742	16:49:15.250	
2 -	31.755	20.377	52.132	83.41	0.675	16:50:07.382	
3 -	31.559	20.401	51.960	83.69	0.503	16:50:59.342	
4 -	31.041	20.418	51.459 (2)	84.50	0.002	16:51:50.801	
5 -	30.977	20.480	51.457 (1)	84.50		16:52:42.258	
6 -	30.638	20.827	51.465 (3)	84.49	0.008	16:53:33.723	
7 -	32.224	20.546	52.770	82.40	1.313	16:54:26.493	

P8		78 U		Jamie THOMAS		Suzuki GSXR 1000 - Team RubyRacing	
IDEAL LAP TIME : 52.107		BEST LAP TIME : 52.150		DIFFERENCE : 0.043			
LAP	SECTOR 1	SECTOR 2	LAP TIME	MPH	DIFF	TIME OF DAY	
1 -		20.820	58.919	73.80	6.769	16:49:15.970	
2 -	32.987	21.389	54.376	79.97	2.226	16:50:10.346	
3 -	32.383	21.167	53.550	81.20	1.400	16:51:03.896	
4 -	32.345	20.911	53.256	81.65	1.106	16:51:57.152	
5 -	31.836	20.867	52.703 (3)	82.51	0.553	16:52:49.855	
6 -	31.657	20.606	52.263 (2)	83.20	0.113	16:53:42.118	
7 -	31.501	20.649	52.150 (1)	83.38		16:54:34.268	

P9		77 E		David MAY		Suzuki GSXR 750 K1 - Orchard cooling/ Team Silver Arrows	
IDEAL LAP TIME : 52.087		BEST LAP TIME : 52.160		DIFFERENCE : 0.073			
LAP	SECTOR 1	SECTOR 2	LAP TIME	MPH	DIFF	TIME OF DAY	
1 -		21.889	1:02.382	69.70	10.222	16:49:19.433	
2 -	32.429	20.567	52.996	82.05	0.836	16:50:12.429	
3 -	31.893	20.548	52.441 (3)	82.92	0.281	16:51:04.870	
4 -	31.660	20.833	52.493	82.84	0.333	16:51:57.363	
5 -	31.900	20.751	52.651	82.59	0.491	16:52:50.014	
6 -	31.634	20.661	52.295 (2)	83.15	0.135	16:53:42.309	
7 -	31.539	20.621	52.160 (1)	83.37		16:54:34.469	

P10		23 U		Justin ROSE		Yamaha R1 - J. Rose Roofing Services	
IDEAL LAP TIME : 51.995		BEST LAP TIME : 51.995		DIFFERENCE : 0.000			
LAP	SECTOR 1	SECTOR 2	LAP TIME	MPH	DIFF	TIME OF DAY	
1 -		22.093	1:02.132	69.98	10.137	16:49:19.183	
2 -	33.793	21.027	54.820	79.32	2.825	16:50:14.003	
3 -	32.575	20.901	53.476	81.31	1.481	16:51:07.479	
4 -	31.992	20.607	52.599 (3)	82.67	0.604	16:52:00.078	
5 -	32.256	20.560	52.816	82.33	0.821	16:52:52.894	
6 -	31.696	20.498	52.194 (2)	83.31	0.199	16:53:45.088	
7 -	31.506	20.489	51.995 (1)	83.63		16:54:37.083	

BMCRC - MRO Championships 2024 - Rnd 1 @ Brands Hatch Indy

BMCRC Thunderbike Ultra & Extreme

RACE 22 - SECTOR ANALYSIS



SECTOR 1 = FL to I1, SECTOR 2 = I1 to FL, DIFF = Difference To Personal Best Lap, P = Crossed Finish Line in Pit Lane, D = Time Disallowed

P11 17 U		Jordan KILLWORTH		Kawasaki ZX10R - BK Racing / Rabbit		
IDEAL LAP TIME : 53.255		BEST LAP TIME : 53.385		DIFFERENCE : 0.130		
LAP	SECTOR 1	SECTOR 2	LAP TIME	MPH	DIFF	TIME OF DAY
1 -		21.948	1:02.114	70.00	8.729	16:49:19.165
2 -	33.501	21.168	54.669	79.54	1.284	16:50:13.834
3 -	32.457	21.033	53.490 (2)	81.29	0.105	16:51:07.324
4 -	33.067	20.931	53.998	80.53	0.613	16:52:01.322
5 -	32.677	20.819	53.496 (3)	81.28	0.111	16:52:54.818
6 -	32.436	20.949	53.385 (1)	81.45		16:53:48.203
7 -	32.545	21.143	53.688	80.99	0.303	16:54:41.891

P12 19 U		Tyler DONOVAN		Kawasaki ZX10R - Tinder Corp		
IDEAL LAP TIME : 53.144		BEST LAP TIME : 53.346		DIFFERENCE : 0.202		
LAP	SECTOR 1	SECTOR 2	LAP TIME	MPH	DIFF	TIME OF DAY
1 -		22.468	1:03.206	68.80	9.860	16:49:20.257
2 -	33.276	21.856	55.132	78.87	1.786	16:50:15.389
3 -	32.396	21.502	53.898	80.68	0.552	16:51:09.287
4 -	32.199	21.147	53.346 (1)	81.51		16:52:02.633
5 -	32.222	21.291	53.513 (3)	81.26	0.167	16:52:56.146
6 -	32.006	21.565	53.571	81.17	0.225	16:53:49.717
7 -	31.997	21.449	53.446 (2)	81.36	0.100	16:54:43.163

P13 41 U		Paul PRICE		Suzuki GSXR 1000 -		
IDEAL LAP TIME : 53.600		BEST LAP TIME : 53.816		DIFFERENCE : 0.216		
LAP	SECTOR 1	SECTOR 2	LAP TIME	MPH	DIFF	TIME OF DAY
1 -		21.388	1:00.736	71.59	6.920	16:49:17.787
2 -	32.780	21.130	53.910 (2)	80.66	0.094	16:50:11.697
3 -	33.257	21.065	54.322	80.05	0.506	16:51:06.019
4 -	32.535	21.281	53.816 (1)	80.80		16:51:59.835
5 -	32.603	21.465	54.068 (3)	80.42	0.252	16:52:53.903
6 -	32.768	21.690	54.458	79.85	0.642	16:53:48.361
7 -	33.114	21.694	54.808	79.34	0.992	16:54:43.169

P14 129 E		Derek CRIPPS		Yamaha R1 - Team FBR		
IDEAL LAP TIME : 53.204		BEST LAP TIME : 53.282		DIFFERENCE : 0.078		
LAP	SECTOR 1	SECTOR 2	LAP TIME	MPH	DIFF	TIME OF DAY
1 -		22.240	1:04.625	67.28	11.343	16:49:21.676
2 -	33.807	21.216	55.023	79.03	1.741	16:50:16.699
3 -	33.294	21.572	54.866	79.25	1.584	16:51:11.565
4 -	32.741	21.102	53.843	80.76	0.561	16:52:05.408
5 -	32.287	20.995	53.282 (1)	81.61		16:52:58.690
6 -	32.321	21.200	53.521 (2)	81.25	0.239	16:53:52.211
7 -	32.209	21.357	53.566 (3)	81.18	0.284	16:54:45.777

P15 169 U		Cory SMITH		Suzuki K1 1000 -		
IDEAL LAP TIME : 53.721		BEST LAP TIME : 53.947		DIFFERENCE : 0.226		
LAP	SECTOR 1	SECTOR 2	LAP TIME	MPH	DIFF	TIME OF DAY
1 -		22.219	1:03.453	68.53	9.506	16:49:20.504
2 -	33.906	21.544	55.450	78.42	1.503	16:50:15.954
3 -	33.197	21.973	55.170	78.82	1.223	16:51:11.124
4 -	32.773	21.422	54.195 (3)	80.23	0.248	16:52:05.319
5 -	32.779	21.307	54.086 (2)	80.40	0.139	16:52:59.405
6 -	32.414	21.533	53.947 (1)	80.60		16:53:53.352
7 -	32.836	21.908	54.744	79.43	0.797	16:54:48.096

BMCRC - MRO Championships 2024 - Rnd 1 @ Brands Hatch Indy

BMCRC Thunderbike Ultra & Extreme

RACE 22 - SECTOR ANALYSIS



SECTOR 1 = FL to I1, SECTOR 2 = I1 to FL, DIFF = Difference To Personal Best Lap, P = Crossed Finish Line in Pit Lane, D = Time Disallowed

P16		4 U		Hayden KILLWORTH		Suzuki GSXR 1000 - @GreenPlantUK & H11xy	
IDEAL LAP TIME : 54.164		BEST LAP TIME : 54.228		DIFFERENCE : 0.064			
LAP	SECTOR 1	SECTOR 2	LAP TIME	MPH	DIFF	TIME OF DAY	
1 -		22.014	1:03.611	68.36	9.383	16:49:20.662	
2 -	34.065	21.498	55.563	78.26	1.335	16:50:16.225	
3 -	33.618	21.590	55.208	78.76	0.980	16:51:11.433	
4 -	33.997	21.648	55.645	78.14	1.417	16:52:07.078	
5 -	33.154	21.267	54.421 (2)	79.90	0.193	16:53:01.499	
6 -	32.897	21.331	54.228 (1)	80.19		16:53:55.727	
7 -	33.457	21.595	55.052 (3)	78.99	0.824	16:54:50.779	

P17		46 U		Simon GATES		Yamaha YZF R1 - T.A Roden LTD/Canine Plus Hydro	
IDEAL LAP TIME : 54.047		BEST LAP TIME : 54.282		DIFFERENCE : 0.235			
LAP	SECTOR 1	SECTOR 2	LAP TIME	MPH	DIFF	TIME OF DAY	
1 -		21.985	1:03.893	68.06	9.611	16:49:20.944	
2 -	34.058	21.481	55.539	78.29	1.257	16:50:16.483	
3 -	33.867	21.301	55.168	78.82	0.886	16:51:11.651	
4 -	34.004	21.650	55.654	78.13	1.372	16:52:07.305	
5 -	33.749	21.285	55.034 (3)	79.01	0.752	16:53:02.339	
6 -	33.032	21.250	54.282 (1)	80.11		16:53:56.621	
7 -	32.797	21.692	54.489 (2)	79.80	0.207	16:54:51.110	

P18		20 U		Connor SWYER		SUZUKI GSXR 1000 K6 - WSC Performace & lleithyr farm & dac	
IDEAL LAP TIME : 54.650		BEST LAP TIME : 54.698		DIFFERENCE : 0.048			
LAP	SECTOR 1	SECTOR 2	LAP TIME	MPH	DIFF	TIME OF DAY	
1 -		22.082	1:01.981	70.16	7.283	16:49:19.032	
2 -	34.019	22.140	56.159	77.43	1.461	16:50:15.191	
3 -	33.741	22.298	56.039	77.59	1.341	16:51:11.230	
4 -	33.875	22.110	55.985	77.67	1.287	16:52:07.215	
5 -	33.503	21.528	55.031 (2)	79.02	0.333	16:53:02.246	
6 -	33.181	22.016	55.197 (3)	78.78	0.499	16:53:57.443	
7 -	33.122	21.576	54.698 (1)	79.50		16:54:52.141	

P19		96 U		Pete SCOTT		Suzuki GSXR1000K5 - South Hill MOT Centre	
IDEAL LAP TIME : 54.230		BEST LAP TIME : 54.463		DIFFERENCE : 0.233			
LAP	SECTOR 1	SECTOR 2	LAP TIME	MPH	DIFF	TIME OF DAY	
1 -		22.298	1:04.498	67.42	10.035	16:49:21.549	
2 -	34.626	21.745	56.371	77.14	1.908	16:50:17.920	
3 -	33.286	21.484	54.770 (2)	79.39	0.307	16:51:12.690	
4 -	33.397	21.428	54.825 (3)	79.31	0.362	16:52:07.515	
5 -	33.817	21.711	55.528	78.31	1.065	16:53:03.043	
6 -	32.802	21.661	54.463 (1)	79.84		16:53:57.506	
7 -	33.415	21.541	54.956	79.12	0.493	16:54:52.462	

P20		48 E		Shaun WALLIS		Yamaha R6 - MBC Despatch Racing	
IDEAL LAP TIME : 54.959		BEST LAP TIME : 54.970		DIFFERENCE : 0.011			
LAP	SECTOR 1	SECTOR 2	LAP TIME	MPH	DIFF	TIME OF DAY	
1 -		22.551	1:04.154	67.78	9.184	16:49:21.205	
2 -	34.947	22.120	57.067	76.20	2.097	16:50:18.272	
3 -	34.351	21.876	56.227	77.34	1.257	16:51:14.499	
4 -	33.892	21.656	55.548	78.28	0.578	16:52:10.047	
5 -	33.642	21.731	55.373 (3)	78.53	0.403	16:53:05.420	
6 -	33.428	21.821	55.249 (2)	78.70	0.279	16:54:00.669	
7 -	33.303	21.667	54.970 (1)	79.10		16:54:55.639	

BMCRC - MRO Championships 2024 - Rnd 1 @ Brands Hatch Indy

BMCRC Thunderbike Ultra & Extreme

RACE 22 - SECTOR ANALYSIS



SECTOR 1 = FL to I1, SECTOR 2 = I1 to FL, DIFF = Difference To Personal Best Lap, P = Crossed Finish Line in Pit Lane, D = Time Disallowed

P21 89 E		Daryl SKINNS		Suzuki GSXR 750 - Indoor Climate Systems			
IDEAL LAP TIME : 1:00.399		BEST LAP TIME : 1:00.411		DIFFERENCE : 0.012			
LAP	SECTOR 1	SECTOR 2	LAP TIME	MPH	DIFF	TIME OF DAY	
1 -		23.984	1:08.625	63.36	8.214	16:49:25.676	
2 -	37.707	23.964	1:01.671	70.51	1.260	16:50:27.347	
3 -	37.049	23.547	1:00.596 (2)	71.76	0.185	16:51:27.943	
4 -	37.065	23.635	1:00.700 (3)	71.64	0.289	16:52:28.643	
5 -	36.916	24.122	1:01.038	71.24	0.627	16:53:29.681	
6 -	36.852	23.559	1:00.411 (1)	71.98		16:54:30.092	

P22 125 U		Haydn SMITH		Kawasaki ZXR750R - Shelf & Rail Co.			
IDEAL LAP TIME : 53.763		BEST LAP TIME : 53.887		DIFFERENCE : 0.124			
LAP	SECTOR 1	SECTOR 2	LAP TIME	MPH	DIFF	TIME OF DAY	
1 -		21.155	59.957	72.52	6.070	16:49:17.008	
2 -	32.608	21.279	53.887 (1)	80.69		16:50:10.895	

P23 275 U		Mark WILBY		Suzuki GSXR 1000 K6 - Continental Tyres			
IDEAL LAP TIME :		BEST LAP TIME :		DIFFERENCE :			
LAP	SECTOR 1	SECTOR 2	LAP TIME	MPH	DIFF	TIME OF DAY	
1 -		20.398	58.999	73.70		16:49:16.050	

BMCRC - MRO Championships 2024 - Rnd 1 @ Brands Hatch Indy

BMCRC Thunderbike Ultra & Extreme

RACE 22 - BEST SECTORS

SECTOR 1			SECTOR 2			IDEAL / BEST COMPARISON						
POS	NO	NAME	TIME	NO	NAME	TIME	POS	NO	NAME	IDEAL	BEST	DIFF
									PERFECT LAP	49.977		
1	53	McGLYNN	30.083	54	SAUNDERS	19.894	1	53	McGLYNN	50.081	50.241	0.160
2	99	BUTTERWORTH	30.202	99	BUTTERWORTH	19.909	2	99	BUTTERWORTH	50.111	50.136	0.025
3	818	SYMON	30.265	818	SYMON	19.920	3	818	SYMON	50.185	50.185	0.000
4	800	CREASEY	30.571	53	McGLYNN	19.998	4	54	SAUNDERS	50.689	50.689	0.000
5	118	CORKETT	30.638	800	CREASEY	20.213	5	800	CREASEY	50.784	50.815	0.031
6	54	SAUNDERS	30.795	102	FEARN	20.218	6	118	CORKETT	51.015	51.457	0.442
7	102	FEARN	30.800	118	CORKETT	20.377	7	102	FEARN	51.018	51.112	0.094
8	78	THOMAS	31.501	275	WILBY	20.398	8	23	ROSE	51.995	51.995	0.000
9	23	ROSE	31.506	23	ROSE	20.489	9	77	MAY	52.087	52.160	0.073
10	77	MAY	31.539	77	MAY	20.548	10	78	THOMAS	52.107	52.150	0.043
11	19	DONOVAN	31.997	78	THOMAS	20.606	11	19	DONOVAN	53.144	53.346	0.202
12	129	CRIPPS	32.209	17	KILLWORTH	20.819	12	129	CRIPPS	53.204	53.282	0.078
13	169	SMITH	32.414	129	CRIPPS	20.995	13	17	KILLWORTH	53.255	53.385	0.130
14	17	KILLWORTH	32.436	41	PRICE	21.065	14	41	PRICE	53.600	53.816	0.216
15	41	PRICE	32.535	19	DONOVAN	21.147	15	169	SMITH	53.721	53.947	0.226
16	125	SMITH	32.608	125	SMITH	21.155	16	125	SMITH	53.763	53.887	0.124
17	46	GATES	32.797	46	GATES	21.250	17	46	GATES	54.047	54.282	0.235
18	96	SCOTT	32.802	4	KILLWORTH	21.267	18	4	KILLWORTH	54.164	54.228	0.064
19	4	KILLWORTH	32.897	169	SMITH	21.307	19	96	SCOTT	54.230	54.463	0.233
20	20	SWYER	33.122	96	SCOTT	21.428	20	20	SWYER	54.650	54.698	0.048
21	48	WALLIS	33.303	20	SWYER	21.528	21	48	WALLIS	54.959	54.970	0.011
22	89	SKINNS	36.852	48	WALLIS	21.656	22	89	SKINNS	1:00.399	1:00.411	0.012
23				89	SKINNS	23.547	23	275	WILBY			

BMCRC - MRO Championships 2024 - Rnd 1 @ Brands Hatch Indy

BMCRC Thunderbike Ultra & Extreme

RACE 22 - STATISTICS

Competitors Started	23
Planned Start	2024-03-17 @ 17:00:00.000
Actual Start	2024-03-17 @ 16:48:17.050
Finish Time	2024-03-17 @ 16:54:16.656
Track Length	1.2079mi.
Total Laps	149
Total Distance Covered	179.9838mi.

Session Fastest Lap History

NO	CL	NAME	LAP TIME	TIME OF DAY	LAP	VEHICLE
818	U	Alex SYMON	50.980	16:50:04.138	2	Kawasaki ZX10R
99	U	Steven BUTTERWORTH	50.688	16:50:04.661	2	Yamaha R1
818	U	Alex SYMON	50.663	16:50:54.801	3	Kawasaki ZX10R
99	U	Steven BUTTERWORTH	50.568	16:50:55.230	3	Yamaha R1
818	U	Alex SYMON	50.457	16:51:45.257	4	Kawasaki ZX10R
818	U	Alex SYMON	50.185	16:52:35.443	5	Kawasaki ZX10R
99	U	Steven BUTTERWORTH	50.136	16:54:16.887	7	Yamaha R1

Session Leader History

NO	CL	NAME	FROM LAP	LAPS LED	DISTANCE	VEHICLE
818	U	Alex SYMON	1	7	8.45 miles	Kawasaki ZX10R

Flag History

TYPE	TIME OF DAY
GREEN	16:48:17.050
FINISH	16:54:16.656

Flag Statistics

TYPE	COUNT	TOTAL LAPS	TOTAL TIME
Green	1	7	7:04.049
Red	0	0	0.000
Safety Car	0	0	0.000
FCY	0	0	0.000

BMCRC - MRO Championships 2024 - Rnd 1 @ Brands Hatch Indy

BMCRC Thunderbike Ultra & Extreme

RACE 22 - STATISTICS

CLASS : E

6 Starters

Fastest Lap History

NO	NAME	LAP TIME	TIME OF DAY	LAP	VEHICLE
54	Andrew SAUNDERS	52.182	16:50:06.796	2	Suzuki GSXR 750 K1
118	Darren CORKETT	52.132	16:50:07.387	2	Suzuki GSXR 750
54	Andrew SAUNDERS	51.871	16:50:58.667	3	Suzuki GSXR 750 K1
54	Andrew SAUNDERS	51.434	16:51:50.101	4	Suzuki GSXR 750 K1
54	Andrew SAUNDERS	51.144	16:52:41.245	5	Suzuki GSXR 750 K1
54	Andrew SAUNDERS	50.689	16:53:31.934	6	Suzuki GSXR 750 K1

Leader History

NO	NAME	FROM LAP	LAPS LED	DISTANCE	VEHICLE
54	Andrew SAUNDERS	1	7	8.45 miles	Suzuki GSXR 750 K1

BMCRC - MRO Championships 2024 - Rnd 1 @ Brands Hatch Indy

BMCRC Thunderbike Ultra & Extreme

RACE 22 - STATISTICS

CLASS : U

17 Starters

Fastest Lap History

NO	NAME	LAP TIME	TIME OF DAY	LAP	VEHICLE
818	Alex SYMON	50.980	16:50:04.138	2	Kawasaki ZX10R
99	Steven BUTTERWORTH	50.688	16:50:04.661	2	Yamaha R1
818	Alex SYMON	50.663	16:50:54.801	3	Kawasaki ZX10R
99	Steven BUTTERWORTH	50.568	16:50:55.230	3	Yamaha R1
818	Alex SYMON	50.457	16:51:45.257	4	Kawasaki ZX10R
818	Alex SYMON	50.185	16:52:35.443	5	Kawasaki ZX10R
99	Steven BUTTERWORTH	50.136	16:54:16.887	7	Yamaha R1

Leader History

NO	NAME	FROM LAP	LAPS LED	DISTANCE	VEHICLE
818	Alex SYMON	1	7	8.45 miles	Kawasaki ZX10R



DFDS YAMAHA PAST MASTERS



BMCRC-MRO Championships - Round 1
Brands Hatch Indy
16th / 17th March 2024



Timing & Results Provided by Timing Solutions Ltd

www.tsl-timing.com



BrandsHatch

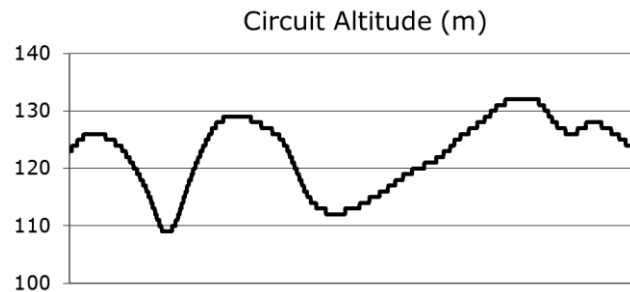
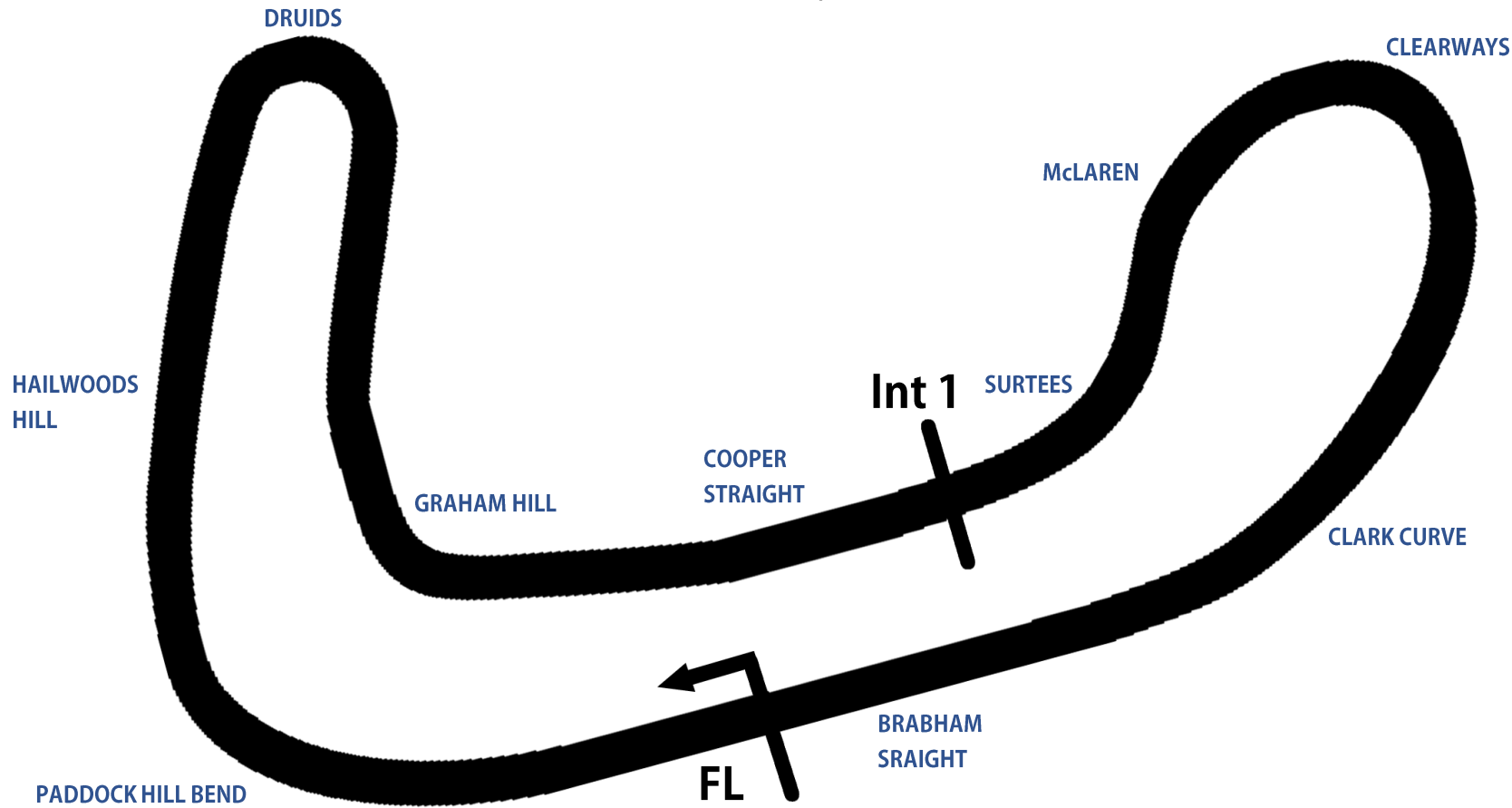
Brands Hatch Indy Circuit

Fawkham, Longfield, Kent, UK



SPORTS TIMING

TIMING SOLUTIONS LTD



Length	1.2079 miles 1.944 km 1944.0 m		
FL		51.36032 N	0.26032 E
Int 1	1112m	51.35934 N	0.25955 E
Pit Entry	1669m	51.35911 N	0.25743 E
Pit Exit	26m after FL	51.36017 N	0.26051 E
Pit Entry - Pit Exit	277m, 19.9s @ 50kph, 16.6s @ 60kph		

BMCRC - MRO Championships 2024 - Rnd 1 @ Brands Hatch Indy

DFDS Yamaha Past Masters

QUALIFYING - CLASSIFICATION

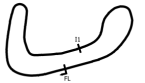
POS	NO	CL	PIC	NAME	ENTRY	TIME	ON	LAPS	GAP	DIFF	MPH
1	51		1	Kevin WHOLEY	Yamaha TZR - Twistgrip Motorcycles	53.451	8	10			81.35
2	57		2	Geoff MOOK	Yamaha TZR 250 -	55.102	7	11	1.651	1.651	78.91
3	4		3	Denis HALIL	Yamaha TZR250 - D & A AUTOS	55.126	7	11	1.675	0.024	78.88
4	74		4	Paul WHITBY	Yamaha TZR 250 - Greybridge Ltd	55.260	10	10	1.809	0.134	78.69
5	8		5	David BALL	Yamaha TZR250 - Gardiner Page and Roe pension co	55.358	9	11	1.907	0.098	78.55
6	30		6	Alan COOPER	Yamaha TZR250 - Twistgrip Motorcycles	55.454	10	10	2.003	0.096	78.41
7	15		7	Billy PERKINS	Yamaha TZR 250 - Ashford tarmac / Barking mad abou	55.602	5	5	2.151	0.148	78.20
8	29		8	Derek CRIPPS	Yamaha TZR - Team FBR	55.680	5	7	2.229	0.078	78.09
9	26		9	Damian LEE	Yamaha TZR250 - Leed Autos	56.061	5	9	2.610	0.381	77.56
10	72	C	1	John HAMILTON	Yamaha TRZ250 - LW Racing	56.078	8	10	2.627	0.017	77.54
11	27		10	Richard HAYWARD	Yamaha TZR - BC vehicle repairs/ Snap on Tools	56.142	5	7	2.691	0.064	77.45
12	86	C	2	Alan WOOD	Yamaha TZR250 - Team Edmondson	57.008	5	10	3.557	0.866	76.28
13	333	C	3	Mark STUBBERFIELD	Yamaha TZR250 - Polished Concrete London	57.137	8	10	3.686	0.129	76.10
14	60	C	4	Danny GOUGH	Yamaha TZR 250 - G Force Motorcycles	57.163	9	10	3.712	0.026	76.07
15	70		11	Andrew BURSCOUGH	Yamaha YPVS 350 - Mad biker designs/Martitanium	57.298	5	9	3.847	0.135	75.89
16	52	C	5	Andy FLUX	Yamaha TZR 250 - Mach 1 Automotive LTD	57.438	10	10	3.987	0.140	75.70
17	73	C	6	Colvin TURNER	Yamaha TZR250 -	57.923	5	10	4.472	0.485	75.07
18	55		12	Paul TOLAND	Yamaha TZR250 - Kippers keys	58.125	4	6	4.674	0.202	74.81
19	46	C	7	Kevin MARSHALL	Yamaha TZR250 - Stacey Processing	58.705	9	10	5.254	0.580	74.07
20	67	C	8	Mark BAILEY	Yamaha TZR - Elite Air conditioning Ltd. Hydroflow plur	58.907	9	10	5.456	0.202	73.82
21	84	R	1	Bert ELLISON	Yamaha TZR250 - Ma n Pa Prentice	58.938	9	10	5.487	0.031	73.78
22	34	R	2	Paul NIELD	Yamaha TZR250 -	59.685	6	9	6.234	0.747	72.85
23	100	C	9	Ian STANLEY	Yamaha TZR 250 - www.ypmrc.co.uk	1:01.558	8	9	8.107	1.873	70.64
24	18		13	Marc PRENTICE	Yamaha TZR 250 -	1:04.147	1	1	10.696	2.589	67.79
25	69	C	10	Mark ELLERAY	Yamaha TZR250 - Abbot Solutions Ltd	1:04.373	3	6	10.922	0.226	67.55
26	71	C	11	Tess BICKERSTAFF	Yamaha TZR250 - Len Whalin	1:07.218	4	9	13.767	2.845	64.69
27	20	R	3	Sara Sophie OSTERHOLZER	Yamaha TZR 250 -	1:09.567	3	8	16.116	2.349	62.50

Weather / Track : Cloudy / Dry

Date: 16/03/2024 Start: 10:05 Finish: 10:15

These results are provisional until the conclusion of any judicial and technical matters.

Brands Hatch Indy: 1.2079 miles

Clerk Of Course:	Stewards:	Timekeeper:	
		<i>Craig Smith</i>	

Results can be found at www.tsl-timing.com

Printed - 10:19 Saturday, 16 March 2024



BMCRC - MRO Championships 2024 - Rnd 1 @ Brands Hatch Indy

DFDS Yamaha Past Masters

QUALIFYING - SECTOR ANALYSIS



SECTOR 1 = FL to I1, SECTOR 2 = I1 to FL, DIFF = Difference To Personal Best Lap, P = Crossed Finish Line in Pit Lane, D = Time Disallowed

P1 51		Kevin WHOLEY		Yamaha TZR - Twistgrip Motorcycles			
IDEAL LAP TIME : 53.153		BEST LAP TIME : 53.451		DIFFERENCE : 0.298			
LAP	SECTOR 1	SECTOR 2	LAP TIME	MPH	DIFF	TIME OF DAY	
1 -	37.028	23.360	1:00.388	72.01	6.937	10:07:28.358	
2 -	34.357	22.165	56.522	76.93	3.071	10:08:24.880	
3 -	33.749	21.877	55.626	78.17	2.175	10:09:20.506	
4 -	33.270	21.877	55.147	78.85	1.696	10:10:15.653	
5 -	32.514	21.674	54.188	80.25	0.737	10:11:09.841	
6 -	33.036	22.473	55.509	78.34	2.058	10:12:05.350	
7 -	32.724	21.701	54.425	79.90	0.974	10:12:59.775	
8 -	31.994	21.457	53.451 (1)	81.35		10:13:53.226	
9 -	32.159	21.577	53.736 (3)	80.92	0.285	10:14:46.962	
10 -	31.696	21.800	53.496 (2)	81.28	0.045	10:15:40.458	

P2 57		Geoff MOOK		Yamaha TZR 250 -			
IDEAL LAP TIME : 55.070		BEST LAP TIME : 55.102		DIFFERENCE : 0.032			
LAP	SECTOR 1	SECTOR 2	LAP TIME	MPH	DIFF	TIME OF DAY	
1 -	37.633	23.378	1:01.011	71.27	5.909	10:07:11.099	
2 -	35.250	23.395	58.645	74.15	3.543	10:08:09.744	
3 -	34.311	22.505	56.816	76.53	1.714	10:09:06.560	
4 -	33.717	22.205	55.922	77.76	0.820	10:10:02.482	
5 -	33.320	22.424	55.744	78.01	0.642	10:10:58.226	
6 -	34.097	22.194	56.291	77.25	1.189	10:11:54.517	
7 -	32.991	22.111	55.102 (1)	78.91		10:12:49.619	
8 -	33.218	22.079	55.297 (3)	78.64	0.195	10:13:44.916	
9 -	32.998	22.125	55.123 (2)	78.88	0.021	10:14:40.039	
10 -	33.380	22.512	55.892	77.80	0.790	10:15:35.931	
11 -	33.512	22.958	56.470	77.00	1.368	10:16:32.401	

P3 4		Denis HALIL		Yamaha TZR250 - D & A AUTOS			
IDEAL LAP TIME : 54.911		BEST LAP TIME : 55.126		DIFFERENCE : 0.215			
LAP	SECTOR 1	SECTOR 2	LAP TIME	MPH	DIFF	TIME OF DAY	
1 -	36.738	22.881	59.619	72.93	4.493	10:07:11.012	
2 -	34.750	22.742	57.492	75.63	2.366	10:08:08.504	
3 -	33.942	22.321	56.263	77.29	1.137	10:09:04.767	
4 -	33.757	22.228	55.985	77.67	0.859	10:10:00.752	
5 -	33.208	23.160	56.368	77.14	1.242	10:10:57.120	
6 -	34.617	22.301	56.918	76.40	1.792	10:11:54.038	
7 -	33.135	21.991	55.126 (1)	78.88		10:12:49.164	
8 -	33.742	22.030	55.772	77.97	0.646	10:13:44.936	
9 -	33.745	21.943	55.688 (3)	78.08	0.562	10:14:40.624	
10 -	34.470	22.058	56.528	76.92	1.402	10:15:37.152	
11 -	32.968	22.444	55.412 (2)	78.47	0.286	10:16:32.564	

P4 74		Paul WHITBY		Yamaha TZR 250 - Greybridge Ltd			
IDEAL LAP TIME : 55.224		BEST LAP TIME : 55.260		DIFFERENCE : 0.036			
LAP	SECTOR 1	SECTOR 2	LAP TIME	MPH	DIFF	TIME OF DAY	
1 -	39.540	24.185	1:03.725	68.24	8.465	10:07:16.794	
2 -	36.751	23.289	1:00.040	72.42	4.780	10:08:16.834	
3 -	34.718	22.896	57.614	75.47	2.354	10:09:14.448	
4 -	34.026	22.226	56.252	77.30	0.992	10:10:10.700	
5 -	33.799	22.568	56.367	77.14	1.107	10:11:07.067	
6 -	34.180	23.109	57.289	75.90	2.029	10:12:04.356	
7 -	33.578	22.450	56.028	77.61	0.768	10:13:00.384	
8 -	33.032	22.248	55.280 (2)	78.66	0.020	10:13:55.664	
9 -	33.314	22.226	55.540 (3)	78.29	0.280	10:14:51.204	
10 -	32.998	22.262	55.260 (1)	78.69		10:15:46.464	

BMCRC - MRO Championships 2024 - Rnd 1 @ Brands Hatch Indy

DFDS Yamaha Past Masters

QUALIFYING - SECTOR ANALYSIS



SECTOR 1 = FL to I1, SECTOR 2 = I1 to FL, DIFF = Difference To Personal Best Lap, P = Crossed Finish Line in Pit Lane, D = Time Disallowed

P5 8		David BALL		Yamaha TZR250 - Gardiner Page and Roe pension consultants			
IDEAL LAP TIME : 55.358		BEST LAP TIME : 55.358		DIFFERENCE : 0.000			
LAP	SECTOR 1	SECTOR 2	LAP TIME	MPH	DIFF	TIME OF DAY	
1 -	37.801	23.983	1:01.784	70.38	6.426	10:07:08.305	
2 -	35.823	22.706	58.529	74.29	3.171	10:08:06.834	
3 -	34.822	22.590	57.412	75.74	2.054	10:09:04.246	
4 -	33.879	22.413	56.292	77.25	0.934	10:10:00.538	
5 -	33.208	23.017	56.225	77.34	0.867	10:10:56.763	
6 -	33.386	22.224	55.610 (2)	78.19	0.252	10:11:52.373	
7 -	33.299	22.380	55.679 (3)	78.10	0.321	10:12:48.052	
8 -	33.367	22.388	55.755	77.99	0.397	10:13:43.807	
9 -	33.165	22.193	55.358 (1)	78.55		10:14:39.165	
10 -	33.565	22.312	55.877	77.82	0.519	10:15:35.042	
11 -	33.621	23.820	57.441	75.70	2.083	10:16:32.483	

P6 30		Alan COOPER		Yamaha TZR250 - Twistgrip Motorcycles			
IDEAL LAP TIME : 55.200		BEST LAP TIME : 55.454		DIFFERENCE : 0.254			
LAP	SECTOR 1	SECTOR 2	LAP TIME	MPH	DIFF	TIME OF DAY	
1 -	39.380	24.630	1:04.010	67.93	8.556	10:07:19.754	
2 -	35.005	23.279	58.284	74.61	2.830	10:08:18.038	
3 -	34.433	22.128	56.561	76.88	1.107	10:09:14.599	
4 -	34.293	21.892	56.185 (3)	77.39	0.731	10:10:10.784	
5 -	34.014	22.577	56.591	76.84	1.137	10:11:07.375	
6 -	34.224	22.951	57.175	76.05	1.721	10:12:04.550	
7 -	33.676	22.415	56.091 (2)	77.52	0.637	10:13:00.641	
8 -	33.562	22.745	56.307	77.23	0.853	10:13:56.948	
9 -	34.004	22.604	56.608	76.81	1.154	10:14:53.556	
10 -	33.308	22.146	55.454 (1)	78.41		10:15:49.010	

P7 15		Billy PERKINS		Yamaha TZR 250 - Ashford tarmac / Barking mad about Animals			
IDEAL LAP TIME : 55.116		BEST LAP TIME : 55.602		DIFFERENCE : 0.486			
LAP	SECTOR 1	SECTOR 2	LAP TIME	MPH	DIFF	TIME OF DAY	
1 -	37.580	23.057	1:00.637	71.71	5.035	10:07:09.477	
2 -	36.070	22.852	58.922	73.80	3.320	10:08:08.399	
3 -	33.853	22.276	56.129 (3)	77.47	0.527	10:09:04.528	
4 -	33.798	22.307	56.105 (2)	77.50	0.503	10:10:00.633	
5 -	32.840	22.762	55.602 (1)	78.20		10:10:56.235	

P8 29		Derek CRIPPS		Yamaha TZR - Team FBR			
IDEAL LAP TIME : 55.680		BEST LAP TIME : 55.680		DIFFERENCE : 0.000			
LAP	SECTOR 1	SECTOR 2	LAP TIME	MPH	DIFF	TIME OF DAY	
1 -	39.574	24.790	1:04.364	67.56	8.684	10:07:28.297	
2 -	36.464	23.218	59.682	72.86	4.002	10:08:27.979	
3 -	34.804	23.128	57.932	75.06	2.252	10:09:25.911	
4 -	33.694	22.505	56.199 (2)	77.37	0.519	10:10:22.110	
5 -	33.409	22.271	55.680 (1)	78.09		10:11:17.790	
6 -	34.157	22.749	56.906 (3)	76.41	1.226	10:12:14.696	
7 -	34.109	23.225	57.334	75.84	1.654	10:13:12.030	

BMCRC - MRO Championships 2024 - Rnd 1 @ Brands Hatch Indy

DFDS Yamaha Past Masters

QUALIFYING - SECTOR ANALYSIS



SECTOR 1 = FL to I1, SECTOR 2 = I1 to FL, DIFF = Difference To Personal Best Lap, P = Crossed Finish Line in Pit Lane, D = Time Disallowed

P9 26		Damian LEE		Yamaha TZR250 - Leed Autos			
IDEAL LAP TIME : 56.061		BEST LAP TIME : 56.061		DIFFERENCE : 0.000			
LAP	SECTOR 1	SECTOR 2	LAP TIME	MPH	DIFF	TIME OF DAY	
1 -	39.178	25.359	1:04.537	67.38	8.476	10:07:28.983	
2 -	35.028	23.027	58.055	74.90	1.994	10:08:27.038	
3 -	34.666	22.940	57.606	75.48	1.545	10:09:24.644	
4 -	33.497	22.847	56.344 (3)	77.17	0.283	10:10:20.988	
5 -	33.488	22.573	56.061 (1)	77.56		10:11:17.049	
6 -	34.113	23.370	57.483	75.65	1.422	10:12:14.532	
7 -	34.895	23.757	58.652	74.14	2.591	10:13:13.184	
8 -	33.559	23.744	57.303	75.88	1.242	10:14:10.487	
9 -	33.552	22.699	56.251 (2)	77.30	0.190	10:15:06.738	

P10 72 C		John HAMILTON		Yamaha TRZ250 - LW Racing			
IDEAL LAP TIME : 56.071		BEST LAP TIME : 56.078		DIFFERENCE : 0.007			
LAP	SECTOR 1	SECTOR 2	LAP TIME	MPH	DIFF	TIME OF DAY	
1 -	39.457	23.881	1:03.338	68.65	7.260	10:07:15.917	
2 -	35.669	24.054	59.723	72.81	3.645	10:08:15.640	
3 -	34.460	22.922	57.382	75.78	1.304	10:09:13.022	
4 -	34.362	22.808	57.170	76.06	1.092	10:10:10.192	
5 -	34.405	22.947	57.352	75.82	1.274	10:11:07.544	
6 -	34.603	23.269	57.872	75.14	1.794	10:12:05.416	
7 -	34.194	22.356	56.550 (2)	76.89	0.472	10:13:01.966	
8 -	33.715	22.363	56.078 (1)	77.54		10:13:58.044	
9 -	34.269	22.643	56.912 (3)	76.40	0.834	10:14:54.956	
10 -	34.625	22.473	57.098	76.16	1.020	10:15:52.054	

P11 27		Richard HAYWARD		Yamaha TZR - BC vehicle repairs/ Snap on Tools			
IDEAL LAP TIME : 56.142		BEST LAP TIME : 56.142		DIFFERENCE : 0.000			
LAP	SECTOR 1	SECTOR 2	LAP TIME	MPH	DIFF	TIME OF DAY	
1 -	37.360	23.962	1:01.322	70.91	5.180	10:07:29.898	
2 -	34.942	23.203	58.145	74.78	2.003	10:08:28.043	
3 -	34.303	22.935	57.238	75.97	1.096	10:09:25.281	
4 -	33.691	22.477	56.168 (2)	77.42	0.026	10:10:21.449	
5 -	33.676	22.466	56.142 (1)	77.45		10:11:17.591	
6 -	33.856	23.057	56.913	76.40	0.771	10:12:14.504	
7 -	33.960	22.924	56.884 (3)	76.44	0.742	10:13:11.388	

P12 86 C		Alan WOOD		Yamaha TZR250 - Team Edmondson			
IDEAL LAP TIME : 56.926		BEST LAP TIME : 57.008		DIFFERENCE : 0.082			
LAP	SECTOR 1	SECTOR 2	LAP TIME	MPH	DIFF	TIME OF DAY	
1 -	36.806	23.359	1:00.165	72.27	3.157	10:07:10.142	
2 -	35.865	23.279	59.144	73.52	2.136	10:08:09.286	
3 -	34.255	22.773	57.028 (2)	76.25	0.020	10:09:06.314	
4 -	34.806	22.856	57.662	75.41	0.654	10:10:03.976	
5 -	34.220	22.788	57.008 (1)	76.28		10:11:00.984	
6 -	36.925	23.196	1:00.121	72.33	3.113	10:12:01.105	
7 -	34.373	24.020	58.393	74.47	1.385	10:12:59.498	
8 -	34.488	23.158	57.646	75.43	0.638	10:13:57.144	
9 -	34.153	23.101	57.254 (3)	75.95	0.246	10:14:54.398	
10 -	34.619	22.956	57.575	75.52	0.567	10:15:51.973	

BMCRC - MRO Championships 2024 - Rnd 1 @ Brands Hatch Indy

DFDS Yamaha Past Masters

QUALIFYING - SECTOR ANALYSIS



SECTOR 1 = FL to I1, SECTOR 2 = I1 to FL, DIFF = Difference To Personal Best Lap, P = Crossed Finish Line in Pit Lane, D = Time Disallowed

P13 333 C		Mark STUBBERFIELD		Yamaha TZR250 - Polished Concrete London		
IDEAL LAP TIME : 56.742		BEST LAP TIME : 57.137		DIFFERENCE : 0.395		
LAP	SECTOR 1	SECTOR 2	LAP TIME	MPH	DIFF	TIME OF DAY
1 -	37.782	23.581	1:01.363	70.86	4.226	10:07:08.535
2 -	36.402	23.078	59.480	73.11	2.343	10:08:08.015
3 -	35.000	22.819	57.819	75.21	0.682	10:09:05.834
4 -	34.812	22.454	57.266 (2)	75.93	0.129	10:10:03.100
5 -	34.434	22.894	57.328 (3)	75.85	0.191	10:11:00.428
6 -	36.260	23.341	59.601	72.96	2.464	10:12:00.029
7 -	35.178	23.844	59.022	73.67	1.885	10:12:59.051
8 -	34.465	22.672	57.137 (1)	76.10		10:13:56.188
9 -	34.540	22.802	57.342	75.83	0.205	10:14:53.530
10 -	37.418	22.308	59.726	72.80	2.589	10:15:53.256

P14 60 C		Danny GOUGH		Yamaha TZR 250 - G Force Motorcycles		
IDEAL LAP TIME : 57.067		BEST LAP TIME : 57.163		DIFFERENCE : 0.096		
LAP	SECTOR 1	SECTOR 2	LAP TIME	MPH	DIFF	TIME OF DAY
1 -	39.721	25.853	1:05.574	66.31	8.411	10:07:29.781
2 -	36.365	22.826	59.191	73.46	2.028	10:08:28.972
3 -	34.969	22.544	57.513 (2)	75.61	0.350	10:09:26.485
4 -	35.666	22.917	58.583	74.22	1.420	10:10:25.068
5 -	34.902	23.051	57.953	75.03	0.790	10:11:23.021
6 -	34.888	23.268	58.156	74.77	0.993	10:12:21.177
7 -	34.605	23.172	57.777 (3)	75.26	0.614	10:13:18.954
8 -	35.700	23.326	59.026	73.67	1.863	10:14:17.980
9 -	34.523	22.640	57.163 (1)	76.07		10:15:15.143
10 -	35.070	24.248	59.318	73.31	2.155	10:16:14.461

P15 70		Andrew BURSCOUGH		Yamaha YPVS 350 - Mad biker designs/Martitanium		
IDEAL LAP TIME : 56.890		BEST LAP TIME : 57.298		DIFFERENCE : 0.408		
LAP	SECTOR 1	SECTOR 2	LAP TIME	MPH	DIFF	TIME OF DAY
1 -	39.707	27.528	1:07.235	64.67	9.937	10:07:21.332
2 -	35.821	23.923	59.744	72.78	2.446	10:08:21.076
3 -	35.589	23.354	58.943	73.77	1.645	10:09:20.019
4 -	35.702	22.940	58.642	74.15	1.344	10:10:18.661
5 -	34.529	22.769	57.298 (1)	75.89		10:11:15.959
6 -	34.578	23.046	57.624 (3)	75.46	0.326	10:12:13.583
7 -	35.540	24.150	59.690	72.85	2.392	10:13:13.273
8 -	34.121	23.286	57.407 (2)	75.75	0.109	10:14:10.680
9 -	34.576	23.248	57.824	75.20	0.526	10:15:08.504

P16 52 C		Andy FLUX		Yamaha TZR 250 - Mach 1 Automotive LTD		
IDEAL LAP TIME : 57.256		BEST LAP TIME : 57.438		DIFFERENCE : 0.182		
LAP	SECTOR 1	SECTOR 2	LAP TIME	MPH	DIFF	TIME OF DAY
1 -	39.362	26.678	1:06.040	65.84	8.602	10:07:30.804
2 -	36.542	23.761	1:00.303	72.11	2.865	10:08:31.107
3 -	35.917	23.194	59.111	73.56	1.673	10:09:30.218
4 -	35.361	23.226	58.587	74.22	1.149	10:10:28.805
5 -	34.978	23.015	57.993	74.98	0.555	10:11:26.798
6 -	34.597	22.946	57.543 (2)	75.57	0.105	10:12:24.341
7 -	36.297	23.459	59.756	72.77	2.318	10:13:24.097
8 -	34.756	23.538	58.294	74.59	0.856	10:14:22.391
9 -	34.758	22.925	57.683 (3)	75.38	0.245	10:15:20.074
10 -	34.331	23.107	57.438 (1)	75.70		10:16:17.512

BMCRC - MRO Championships 2024 - Rnd 1 @ Brands Hatch Indy

DFDS Yamaha Past Masters

QUALIFYING - SECTOR ANALYSIS



SECTOR 1 = FL to I1, SECTOR 2 = I1 to FL, DIFF = Difference To Personal Best Lap, P = Crossed Finish Line in Pit Lane, D = Time Disallowed

P17 73 C		Colvin TURNER		Yamaha TZR250 -			
IDEAL LAP TIME : 57.923		BEST LAP TIME : 57.923		DIFFERENCE : 0.000			
LAP	SECTOR 1	SECTOR 2	LAP TIME	MPH	DIFF	TIME OF DAY	
1 -	40.268	25.043	1:05.311	66.58	7.388	10:07:30.629	
2 -	35.879	22.837	58.716 (2)	74.06	0.793	10:08:29.345	
3 -	36.007	22.849	58.856	73.88	0.933	10:09:28.201	
4 -	35.639	23.167	58.806 (3)	73.94	0.883	10:10:27.007	
5 -	35.139	22.784	57.923 (1)	75.07		10:11:24.930	
6 -	35.802	23.505	59.307	73.32	1.384	10:12:24.237	
7 -	36.200	23.577	59.777	72.74	1.854	10:13:24.014	
8 -	35.962	23.470	59.432	73.16	1.509	10:14:23.446	
9 -	35.619	23.189	58.808	73.94	0.885	10:15:22.254	
10 -	36.528	23.282	59.810	72.70	1.887	10:16:22.064	

P18 55		Paul TOLAND		Yamaha TZR250 - Kippers keys			
IDEAL LAP TIME : 58.125		BEST LAP TIME : 58.125		DIFFERENCE : 0.000			
LAP	SECTOR 1	SECTOR 2	LAP TIME	MPH	DIFF	TIME OF DAY	
1 -	38.851	24.916	1:03.767	68.19	5.642	10:07:18.477	
2 -	36.081	23.743	59.824	72.68	1.699	10:08:18.301	
3 -	35.231	23.372	58.603 (3)	74.20	0.478	10:09:16.904	
4 -	34.776	23.349	58.125 (1)	74.81		10:10:15.029	
5 -	34.948	23.350	58.298 (2)	74.59	0.173	10:11:13.327	
6 -	34.972	23.656	58.628	74.17	0.503	10:12:11.955	

P19 46 C		Kevin MARSHALL		Yamaha TZR250 - Stacey Processing			
IDEAL LAP TIME : 58.507		BEST LAP TIME : 58.705		DIFFERENCE : 0.198			
LAP	SECTOR 1	SECTOR 2	LAP TIME	MPH	DIFF	TIME OF DAY	
1 -	40.271	25.080	1:05.351	66.54	6.646	10:07:13.497	
2 -	37.878	24.411	1:02.289	69.81	3.584	10:08:15.786	
3 -	36.868	24.204	1:01.072	71.20	2.367	10:09:16.858	
4 -	35.853	23.882	59.735	72.79	1.030	10:10:16.593	
5 -	35.090	23.690	58.780 (2)	73.98	0.075	10:11:15.373	
6 -	35.222	24.167	59.389	73.22	0.684	10:12:14.762	
7 -	37.045	24.154	1:01.199	71.05	2.494	10:13:15.961	
8 -	36.001	24.075	1:00.076	72.38	1.371	10:14:16.037	
9 -	35.288	23.417	58.705 (1)	74.07		10:15:14.742	
10 -	35.120	24.000	59.120 (3)	73.55	0.415	10:16:13.862	

P20 67 C		Mark BAILEY		Yamaha TZR - Elite Air conditioning Ltd. Hydroflow plumbing ltd			
IDEAL LAP TIME : 58.907		BEST LAP TIME : 58.907		DIFFERENCE : 0.000			
LAP	SECTOR 1	SECTOR 2	LAP TIME	MPH	DIFF	TIME OF DAY	
1 -	40.019	26.246	1:06.265	65.62	7.358	10:07:21.418	
2 -	37.470	24.477	1:01.947	70.19	3.040	10:08:23.365	
3 -	37.485	24.094	1:01.579	70.61	2.672	10:09:24.944	
4 -	36.097	24.080	1:00.177	72.26	1.270	10:10:25.121	
5 -	35.759	23.625	59.384	73.22	0.477	10:11:24.505	
6 -	36.002	23.547	59.549	73.02	0.642	10:12:24.054	
7 -	36.133	23.743	59.876	72.62	0.969	10:13:23.930	
8 -	35.737	23.550	59.287 (3)	73.34	0.380	10:14:23.217	
9 -	35.574	23.333	58.907 (1)	73.82		10:15:22.124	
10 -	35.625	23.505	59.130 (2)	73.54	0.223	10:16:21.254	

BMCRC - MRO Championships 2024 - Rnd 1 @ Brands Hatch Indy

DFDS Yamaha Past Masters

QUALIFYING - SECTOR ANALYSIS



SECTOR 1 = FL to I1, SECTOR 2 = I1 to FL, DIFF = Difference To Personal Best Lap, P = Crossed Finish Line in Pit Lane, D = Time Disallowed

P21 84 R Bert ELLISON		Yamaha TZR250 - Ma n Pa Prentice				
IDEAL LAP TIME : 58.363		BEST LAP TIME : 58.938		DIFFERENCE : 0.575		
LAP	SECTOR 1	SECTOR 2	LAP TIME	MPH	DIFF	TIME OF DAY
1 -	41.125	28.212	1:09.337	62.71	10.399	10:07:21.613
2 -	38.391	24.491	1:02.882	69.15	3.944	10:08:24.495
3 -	37.457	23.999	1:01.456	70.75	2.518	10:09:25.951
4 -	37.030	23.893	1:00.923	71.37	1.985	10:10:26.874
5 -	36.108	23.732	59.840	72.67	0.902	10:11:26.714
6 -	36.227	23.636	59.863	72.64	0.925	10:12:26.577
7 -	35.980	23.153	59.133 (2)	73.53	0.195	10:13:25.710
8 -	36.788	23.218	1:00.006	72.46	1.068	10:14:25.716
9 -	35.659	23.279	58.938 (1)	73.78		10:15:24.654
10 -	35.210	24.024	59.234 (3)	73.41	0.296	10:16:23.888

P22 34 R Paul NIELD		Yamaha TZR250 -				
IDEAL LAP TIME : 59.632		BEST LAP TIME : 59.685		DIFFERENCE : 0.053		
LAP	SECTOR 1	SECTOR 2	LAP TIME	MPH	DIFF	TIME OF DAY
1 -	40.570	25.762	1:06.332	65.55	6.647	10:07:33.842
2 -	37.850	24.874	1:02.724	69.32	3.039	10:08:36.566
3 -	36.493	24.433	1:00.926	71.37	1.241	10:09:37.492
4 -	36.407	24.697	1:01.104	71.16	1.419	10:10:38.596
5 -	36.414	23.972	1:00.386 (3)	72.01	0.701	10:11:38.982
6 -	35.660	24.025	59.685 (1)	72.85		10:12:38.667
7 -	36.236	24.434	1:00.670	71.67	0.985	10:13:39.337
8 -	35.882	24.102	59.984 (2)	72.49	0.299	10:14:39.321
9 -	36.090	25.824	1:01.914	70.23	2.229	10:15:41.235

P23 100 C Ian STANLEY		Yamaha TZR 250 - www.ypmrc.co.uk				
IDEAL LAP TIME : 1:01.488		BEST LAP TIME : 1:01.558		DIFFERENCE : 0.070		
LAP	SECTOR 1	SECTOR 2	LAP TIME	MPH	DIFF	TIME OF DAY
1 -	41.310	27.872	1:09.182	62.85	7.624	10:07:41.928
2 -	39.593	26.044	1:05.637	66.25	4.079	10:08:47.565
3 -	38.607	25.710	1:04.317	67.61	2.759	10:09:51.882
4 -	39.794	27.255	1:07.049	64.85	5.491	10:10:58.931
5 -	40.272	26.819	1:07.091	64.81	5.533	10:12:06.022
6 -	37.184	24.854	1:02.038 (2)	70.09	0.480	10:13:08.060
7 -	38.463	24.530	1:02.993	69.03	1.435	10:14:11.053
8 -	37.254	24.304	1:01.558 (1)	70.64		10:15:12.611
9 -	37.313	24.835	1:02.148 (3)	69.97	0.590	10:16:14.759

P24 18 Marc PRENTICE		Yamaha TZR 250 -				
IDEAL LAP TIME : 1:02.025		BEST LAP TIME : 1:04.147		DIFFERENCE : 2.122		
LAP	SECTOR 1	SECTOR 2	LAP TIME	MPH	DIFF	TIME OF DAY
1 -	39.712	24.435	1:04.147 (1)	67.79		10:07:16.211

P25 69 C Mark ELLERAY		Yamaha TZR250 - Abbot Solutions Ltd				
IDEAL LAP TIME : 1:03.467		BEST LAP TIME : 1:04.373		DIFFERENCE : 0.906		
LAP	SECTOR 1	SECTOR 2	LAP TIME	MPH	DIFF	TIME OF DAY
1 -	43.231	26.501	1:09.732	62.36	5.359	10:07:40.169
2 -	40.311	25.801	1:06.112 (2)	65.77	1.739	10:08:46.281
3 -	39.503	24.870	1:04.373 (1)	67.55		10:09:50.654
4 -	40.796	25.839	1:06.635 (3)	65.26	2.262	10:10:57.289
5 -	42.237	26.787	1:09.024	63.00	4.651	10:12:06.313
6 -	41.129	26.249	1:07.378	64.54	3.005	10:13:13.691

BMCRC - MRO Championships 2024 - Rnd 1 @ Brands Hatch Indy

DFDS Yamaha Past Masters

QUALIFYING - SECTOR ANALYSIS



SECTOR 1 = FL to I1, SECTOR 2 = I1 to FL, DIFF = Difference To Personal Best Lap, P = Crossed Finish Line in Pit Lane, D = Time Disallowed

P26		71 C		Tess BICKERSTAFF		Yamaha TZR250 - Len Whalin	
IDEAL LAP TIME : 1:07.218		BEST LAP TIME : 1:07.218		DIFFERENCE : 0.000			
LAP	SECTOR 1	SECTOR 2	LAP TIME	MPH	DIFF	TIME OF DAY	
1 -	43.157	27.866	1:11.023	61.22	3.805	10:07:31.339	
2 -	40.871	26.790	1:07.661 (2)	64.27	0.443	10:08:39.000	
3 -	42.638	26.785	1:09.423	62.63	2.205	10:09:48.423	
4 -	40.848	26.370	1:07.218 (1)	64.69		10:10:55.641	
5 -	43.137	27.006	1:10.143	61.99	2.925	10:12:05.784	
6 -	41.264	27.316	1:08.580	63.40	1.362	10:13:14.364	
7 -	41.820	26.738	1:08.558	63.42	1.340	10:14:22.922	
8 -	41.421	26.961	1:08.382 (3)	63.59	1.164	10:15:31.304	
9 -	42.414	27.285	1:09.699	62.39	2.481	10:16:41.003	

P27		20 R		Sara Sophie OSTERHOLZER		Yamaha TZR 250 -	
IDEAL LAP TIME : 1:09.539		BEST LAP TIME : 1:09.567		DIFFERENCE : 0.028			
LAP	SECTOR 1	SECTOR 2	LAP TIME	MPH	DIFF	TIME OF DAY	
1 -	43.217	28.079	1:11.296	60.99	1.729	10:07:26.179	
2 -	44.148	28.117	1:12.265	60.17	2.698	10:08:38.444	
3 -	42.773	26.794	1:09.567 (1)	62.50		10:09:48.011	
4 -	43.084	27.050	1:10.134 (2)	62.00	0.567	10:10:58.145	
5 -	44.425	27.211	1:11.636	60.70	2.069	10:12:09.781	
6 -	42.745	27.391	1:10.136 (3)	62.00	0.569	10:13:19.917	
7 -	42.909	28.770	1:11.679	60.66	2.112	10:14:31.596	
8 -	43.878	27.400	1:11.278	61.00	1.711	10:15:42.874	

BMCRC - MRO Championships 2024 - Rnd 1 @ Brands Hatch Indy

DFDS Yamaha Past Masters

QUALIFYING - BEST SECTORS

SECTOR 1			SECTOR 2			IDEAL / BEST COMPARISON						
POS	NO	NAME	TIME	NO	NAME	TIME	POS	NO	NAME	IDEAL	BEST	DIFF
									PERFECT LAP	53.153		
1	51	WHOLEY	31.696	51	WHOLEY	21.457	1	51	WHOLEY	53.153	53.451	0.298
2	15	PERKINS	32.840	30	COOPER	21.892	2	4	HALIL	54.911	55.126	0.215
3	4	HALIL	32.968	4	HALIL	21.943	3	57	MOOK	55.070	55.102	0.032
4	57	MOOK	32.991	57	MOOK	22.079	4	15	PERKINS	55.116	55.602	0.486
5	74	WHITBY	32.998	8	BALL	22.193	5	30	COOPER	55.200	55.454	0.254
6	8	BALL	33.165	74	WHITBY	22.226	6	74	WHITBY	55.224	55.260	0.036
7	30	COOPER	33.308	29	CRIPPS	22.271	7	8	BALL	55.358	55.358	0.000
8	29	CRIPPS	33.409	15	PERKINS	22.276	8	29	CRIPPS	55.680	55.680	0.000
9	26	LEE	33.488	333	STUBBERFIELD	22.308	9	26	LEE	56.061	56.061	0.000
10	27	HAYWARD	33.676	72	HAMILTON	22.356	10	72	HAMILTON	56.071	56.078	0.007
11	72	HAMILTON	33.715	27	HAYWARD	22.466	11	27	HAYWARD	56.142	56.142	0.000
12	70	BURSCOUGH	34.121	60	GOUGH	22.544	12	333	STUBBERFIELD	56.742	57.137	0.395
13	86	WOOD	34.153	26	LEE	22.573	13	70	BURSCOUGH	56.890	57.298	0.408
14	52	FLUX	34.331	70	BURSCOUGH	22.769	14	86	WOOD	56.926	57.008	0.082
15	333	STUBBERFIELD	34.434	86	WOOD	22.773	15	60	GOUGH	57.067	57.163	0.096
16	60	GOUGH	34.523	73	TURNER	22.784	16	52	FLUX	57.256	57.438	0.182
17	55	TOLAND	34.776	52	FLUX	22.925	17	73	TURNER	57.923	57.923	0.000
18	46	MARSHALL	35.090	84	ELLISON	23.153	18	55	TOLAND	58.125	58.125	0.000
19	73	TURNER	35.139	67	BAILEY	23.333	19	84	ELLISON	58.363	58.938	0.575
20	84	ELLISON	35.210	55	TOLAND	23.349	20	46	MARSHALL	58.507	58.705	0.198
21	67	BAILEY	35.574	46	MARSHALL	23.417	21	67	BAILEY	58.907	58.907	0.000
22	34	NIELD	35.660	34	NIELD	23.972	22	34	NIELD	59.632	59.685	0.053
23	100	STANLEY	37.184	100	STANLEY	24.304	23	100	STANLEY	1:01.488	1:01.558	0.070
24	18	PRENTICE	37.590	18	PRENTICE	24.435	24	18	PRENTICE	1:02.025	1:04.147	2.122
25	69	ELLERAY	38.597	69	ELLERAY	24.870	25	69	ELLERAY	1:03.467	1:04.373	0.906
26	71	BICKERSTAFF	40.848	71	BICKERSTAFF	26.370	26	71	BICKERSTAFF	1:07.218	1:07.218	0.000
27	20	OSTERHOLZER	42.745	20	OSTERHOLZER	26.794	27	20	OSTERHOLZER	1:09.539	1:09.567	0.028

BMCRC - MRO Championships 2024 - Rnd 1 @ Brands Hatch Indy

DFDS Yamaha Past Masters

QUALIFYING - STATISTICS

Competitors Started	27
Planned Start	2024-03-16 @ 10:00:00.000
Actual Start	2024-03-16 @ 10:05:34.506
Finish Time	2024-03-16 @ 10:15:37.916
Track Length	1.2079mi.
Total Laps	238
Total Distance Covered	287.4910mi.

Session Fastest Lap History

NO	CL	NAME	LAP TIME	TIME OF DAY	LAP	VEHICLE
8		David BALL	1:01.784	10:07:08.337	1	Yamaha TZR250
333	C	Mark STUBBERFIELD	1:01.363	10:07:08.540	1	Yamaha TZR250
15		Billy PERKINS	1:00.637	10:07:09.494	1	Yamaha TZR 250
86	C	Alan WOOD	1:00.165	10:07:10.173	1	Yamaha TZR250
4		Denis HALIL	59.619	10:07:11.021	1	Yamaha TZR250
8		David BALL	58.529	10:08:06.864	2	Yamaha TZR250
4		Denis HALIL	57.492	10:08:08.512	2	Yamaha TZR250
51		Kevin WHOLEY	56.522	10:08:24.906	2	Yamaha TZR
15		Billy PERKINS	56.129	10:09:04.545	3	Yamaha TZR 250
51		Kevin WHOLEY	55.626	10:09:20.531	3	Yamaha TZR
51		Kevin WHOLEY	55.147	10:10:15.678	4	Yamaha TZR
51		Kevin WHOLEY	54.188	10:11:09.866	5	Yamaha TZR
51		Kevin WHOLEY	53.451	10:13:53.252	8	Yamaha TZR

Flag History

TYPE	TIME OF DAY
GREEN	10:05:34.506
FINISH	10:15:37.916

Flag Statistics

TYPE	COUNT	TOTAL LAPS	TOTAL TIME
Green	1	11	11:15.177
Red	0	0	0.000
Safety Car	0	0	0.000
FCY	0	0	0.000

BMCRC - MRO Championships 2024 - Rnd 1 @ Brands Hatch Indy

DFDS Yamaha Past Masters

QUALIFYING - STATISTICS

CLASS :

13 Starters

Fastest Lap History

NO	NAME	LAP TIME	TIME OF DAY	LAP	VEHICLE
8	David BALL	1:01.784	10:07:08.337	1	Yamaha TZR250
15	Billy PERKINS	1:00.637	10:07:09.494	1	Yamaha TZR 250
4	Denis HALIL	59.619	10:07:11.021	1	Yamaha TZR250
8	David BALL	58.529	10:08:06.864	2	Yamaha TZR250
4	Denis HALIL	57.492	10:08:08.512	2	Yamaha TZR250
51	Kevin WHOLEY	56.522	10:08:24.906	2	Yamaha TZR
15	Billy PERKINS	56.129	10:09:04.545	3	Yamaha TZR 250
51	Kevin WHOLEY	55.626	10:09:20.531	3	Yamaha TZR
51	Kevin WHOLEY	55.147	10:10:15.678	4	Yamaha TZR
51	Kevin WHOLEY	54.188	10:11:09.866	5	Yamaha TZR
51	Kevin WHOLEY	53.451	10:13:53.252	8	Yamaha TZR

BMCRC - MRO Championships 2024 - Rnd 1 @ Brands Hatch Indy

DFDS Yamaha Past Masters

QUALIFYING - STATISTICS

CLASS : C

11 Starters

Fastest Lap History

NO	NAME	LAP TIME	TIME OF DAY	LAP	VEHICLE
333	Mark STUBBERFIELD	1:01.363	10:07:08.540	1	Yamaha TZR250
86	Alan WOOD	1:00.165	10:07:10.173	1	Yamaha TZR250
333	Mark STUBBERFIELD	59.480	10:08:08.019	2	Yamaha TZR250
86	Alan WOOD	59.144	10:08:09.314	2	Yamaha TZR250
73	Colvin TURNER	58.716	10:08:29.374	2	Yamaha TZR250
333	Mark STUBBERFIELD	57.819	10:09:05.838	3	Yamaha TZR250
86	Alan WOOD	57.028	10:09:06.342	3	Yamaha TZR250
86	Alan WOOD	57.008	10:11:01.013	5	Yamaha TZR250
72	John HAMILTON	56.550	10:13:01.995	7	Yamaha TRZ250
72	John HAMILTON	56.078	10:13:58.073	8	Yamaha TRZ250

BMCRC - MRO Championships 2024 - Rnd 1 @ Brands Hatch Indy

DFDS Yamaha Past Masters

QUALIFYING - STATISTICS

CLASS : R

3 Starters

Fastest Lap History

NO	NAME	LAP TIME	TIME OF DAY	LAP	VEHICLE
84	Bert ELLISON	1:09.337	10:07:21.643	1	Yamaha TZR250
34	Paul NIELD	1:06.332	10:07:33.859	1	Yamaha TZR250
84	Bert ELLISON	1:02.882	10:08:24.523	2	Yamaha TZR250
34	Paul NIELD	1:02.724	10:08:36.584	2	Yamaha TZR250
84	Bert ELLISON	1:01.456	10:09:25.951	3	Yamaha TZR250
34	Paul NIELD	1:00.926	10:09:37.509	3	Yamaha TZR250
84	Bert ELLISON	1:00.923	10:10:26.903	4	Yamaha TZR250
84	Bert ELLISON	59.840	10:11:26.743	5	Yamaha TZR250
34	Paul NIELD	59.685	10:12:38.684	6	Yamaha TZR250
84	Bert ELLISON	59.133	10:13:25.739	7	Yamaha TZR250
84	Bert ELLISON	58.938	10:15:24.683	9	Yamaha TZR250

BMCRC - MRO Championships 2024 - Rnd 1 @ Brands Hatch Indy


DFDS Yamaha Past Masters

RACE 7 - GRID (9 Laps)

ROW 9	27	1:09.567	20	Sara Sophie OSTERHOLZER	26	1:07.218	71	Tess BICKERSTAFF	25	1:04.373	69	Mark ELLERAY
ROW 8	24	1:04.147	18	Marc PRENTICE	23	1:01.558	100	Ian STANLEY	22	59.685	34	Paul NIELD
ROW 7	21	58.938	84	Bert ELLISON	20	58.907	67	Mark BAILEY	19	58.705	46	Kevin MARSHALL
ROW 6	18	58.125	55	Paul TOLAND	17	57.923	73	Colvin TURNER	16	57.438	52	Andy FLUX
ROW 5	15	57.298	70	Andrew BURSCOUGH	14	57.163	60	Danny GOUGH	13	57.137	333	Mark STUBBERFIELD
ROW 4	12	57.008	86	Alan WOOD	11	56.142	27	Richard HAYWARD	10	56.078	72	John HAMILTON
ROW 3	9	56.061	26	Damian LEE	8	55.680	29	Derek CRIPPS	7	55.602	15	Billy PERKINS
ROW 2	6	55.454	30	Alan COOPER	5	55.358	8	David BALL	4	55.260	74	Paul WHITBY
ROW 1	3	55.126	4	Denis HALIL	2	55.102	57	Geoff MOOK	1	53.451	51	Kevin WHOLEY
Pole												

These results are provisional until the conclusion of any judicial and technical matters.

Brands Hatch Indy: 1.2079 miles

Clerk Of Course:	Stewards:	Timekeeper:	<i>Craig Smith</i>	
------------------	-----------	-------------	--------------------	---

Results can be found at www.tsl-timing.com

Printed - 10:20 Saturday, 16 March 2024



BMCRC - MRO Championships 2024 - Rnd 1 @ Brands Hatch Indy

DFDS Yamaha Past Masters

RACE 7 - CLASSIFICATION

Race Distance: 9 Laps / 10.87 miles

POS	NO	CL	PIC	NAME	ENTRY	LAPS	TIME	GAP	DIFF	MPH	BEST	ON	GRD	↑↓
1	51		1	Kevin WHOLEY	Yamaha TZR - Twistgrip Motorcycles	9	8:06.170			80.50	53.408	4	1	0
2	15		2	Billy PERKINS	Yamaha TZR 250 - Ashford tarmac / Barking mad about Anin	9	8:08.867	2.697	2.697	80.05	53.585	9	7	5
3	4		3	Denis HALIL	Yamaha TZR250 - D & A AUTOS	9	8:09.159	2.989	0.292	80.00	53.411	7	3	0
4	30		4	Alan COOPER	Yamaha TZR250 - Twistgrip Motorcycles	9	8:16.666	10.496	7.507	78.80	54.576	8	6	2
5	8		5	David BALL	Yamaha TZR250 - Gardiner Page and Roe pension consulte	9	8:16.755	10.585	0.089	78.78	54.414	9	5	0
6	74		6	Paul WHITBY	Yamaha TZR 250 - Greybridge Ltd	9	8:17.216	11.046	0.461	78.71	54.319	9	4	-2
7	57		7	Geoff MOOK	Yamaha TZR 250 -	9	8:17.251	11.081	0.035	78.70	54.350	8	2	-5
8	29		8	Derek CRIPPS	Yamaha TZR - Team FBR	9	8:17.586	11.416	0.335	78.65	54.354	9	8	0
9	26		9	Damian LEE	Yamaha TZR250 - Leed Autos	9	8:23.763	17.593	6.177	77.69	54.973	2	9	0
10	72	C	1	John HAMILTON	Yamaha TRZ250 - LW Racing	9	8:24.722	18.552	0.959	77.54	55.040	3	10	0
11	333	C	2	Mark STUBBERFIELD	Yamaha TZR250 - Polished Concrete London	9	8:32.759	26.589	8.037	76.32	55.801	8	13	2
12	55		10	Paul TOLAND	Yamaha TZR250 - Kippers keys	9	8:34.295	28.125	1.536	76.09	56.007	5	18	6
13	60	C	3	Danny GOUGH	Yamaha TZR 250 - G Force Motorcycles	9	8:36.505	30.335	2.210	75.77	55.681	8	14	1
14	52	C	4	Andy FLUX	Yamaha TZR 250 - Mach 1 Automotive LTD	9	8:38.352	32.182	1.847	75.50	56.650	5	16	2
15	46	C	5	Kevin MARSHALL	Yamaha TZR250 - Stacey Processing	9	8:41.785	35.615	3.433	75.00	56.231	6	19	4
16	73	C	6	Colvin TURNER	Yamaha TZR250 -	9	8:43.426	37.256	1.641	74.77	56.537	3	17	1
17	67	C	7	Mark BAILEY	Yamaha TZR - Elite Air conditioning Ltd. Hydroflow plumbing	9	8:48.460	42.290	5.034	74.05	57.455	4	20	3
18	84	R	1	Bert ELLISON	Yamaha TZR250 - Ma n Pa Prentice	9	8:52.961	46.791	4.501	73.43	57.552	5	21	3
19	34	R	2	Paul NIELD	Yamaha TZR250 -	9	8:53.233	47.063	0.272	73.39	58.134	6	22	3
20	100	C	8	Ian STANLEY	Yamaha TZR 250 - www.ypmrc.co.uk	8	8:10.984	1 Lap	1 Lap	70.85	58.999	8	23	3
21	69	C	9	Mark ELLERAY	Yamaha TZR250 - Abbot Solutions Ltd	8	8:22.836	1 Lap	11.852	69.18	1:00.773	2	25	4
22	71	C	10	Tess BICKERSTAFF	Yamaha TZR250 - Len Whalin	8	9:02.376	1 Lap	39.540	64.14	1:04.709	2	26	4
23	20	R	3	Sara Sophie OSTERHOLZER	Yamaha TZR 250 -	8	9:19.457	1 Lap	17.081	62.18	1:07.767	2	27	4

NOT CLASSIFIED

DNF	86	C		Alan WOOD	Yamaha TZR250 - Team Edmondson	8	7:34.910	1 Lap		76.47	55.855	8	12	
DNF	18			Marc PRENTICE	Yamaha TZR 250 -	4	3:56.486	5 Laps	4 Laps	73.55	57.009	2	24	
DNF	27			Richard HAYWARD	Yamaha TZR - BC vehicle repairs/ Snap on Tools	0							11	
DNF	70			Andrew BURSCOUGH	Yamaha YPVS 350 - Mad biker designs/Martitanium	0							15	

FASTEST LAP

51				Kevin WHOLEY	Yamaha TZR - Twistgrip Motorcycles	4	53.408			81.42 mph		131.03 kph		
72	C			John HAMILTON	Yamaha TRZ250 - LW Racing	3	55.040			79.00 mph		127.15 kph		
84	R			Bert ELLISON	Yamaha TZR250 - Ma n Pa Prentice	5	57.552			75.55 mph		121.60 kph		

Comments:

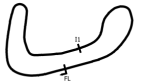
Class - 92.5% of Race Speed = 74.46 mph
 Class C - 92.5% of Race Speed = 71.72 mph
 Class R - 92.5% of Race Speed = 67.92 mph

Weather / Track : Cloudy / Dry

These results are provisional until the conclusion of any judicial and technical matters.

Date: 16/03/2024 Start: 12:48 Finish: 12:57

Brands Hatch Indy: 1.2079 miles

Clerk Of Course:	Stewards:	Timekeeper:	<i>Craig Smith</i>	
------------------	-----------	-------------	--------------------	---

Results can be found at www.tsl-timing.com

Printed - 12:59 Saturday, 16 March 2024

BMCRC - MRO Championships 2024 - Rnd 1 @ Brands Hatch Indy

DFDS Yamaha Past Masters

RACE 7 - LAP CHART

LAP 1 @ 12:49:52.031

NO	BEHIND	LAP TIME
4		56.553
51	0.026	56.579
8	0.538	57.091
74	0.844	57.397
57	1.072	57.625
15	1.138	57.691
30	1.437	57.990
26	2.302	58.855
72	2.573	59.126
29	2.619	59.172
60	3.753	1:00.306
86	3.912	1:00.465
55	4.137	1:00.690
333	4.519	1:01.072
52	5.081	1:01.634
73	5.558	1:02.111
18	5.588	1:02.141
67	6.460	1:03.013
46	7.128	1:03.681
34	8.166	1:04.719
84	9.123	1:05.676
100	10.260	1:06.813
69	12.364	1:08.917
71	14.777	1:11.330
20	15.952	1:12.505

LAP 2 @ 12:50:45.568

NO	BEHIND	LAP TIME
51		53.511
4	0.958	54.495
15	1.697	54.096
74	2.147	54.840
8	2.554	55.553
30	2.951	55.051
57	3.269	55.734
26	3.738	54.973
72	4.238	55.202
29	4.968	55.886
60	6.457	56.241
86	7.152	56.777
333	7.550	56.568
55	8.004	57.404
52	8.531	56.987
73	8.966	56.945
18	9.060	57.009
67	11.037	58.114
46	11.154	57.563
34	13.594	58.965
84	13.736	58.150
100	18.896	1:02.173
69	19.600	1:00.773
71	25.949	1:04.709
20	30.182	1:07.767

LAP 3 @ 12:51:39.128

NO	BEHIND	LAP TIME
51		53.560
4	1.326	53.928
15	1.894	53.757
8	3.750	54.756
74	3.934	55.347
30	4.076	54.685

57	4.670	54.961
26	5.253	55.075
72	5.718	55.040
29	6.199	54.791
60	8.967	56.070
86	10.088	56.496
333	10.170	56.180
55	10.857	56.413
52	11.752	56.781
73	11.943	56.537
18	14.101	58.601
67	15.592	58.115
46	15.710	58.116
84	18.529	58.353
34	19.093	59.059
100	25.039	59.703
69	27.434	1:01.394
71	37.807	1:05.418
20	45.193	1:08.571

LAP 4 @ 12:52:32.536

NO	BEHIND	LAP TIME
51		53.408
4	2.385	54.467
15	2.636	54.150
8	5.226	54.884
30	5.713	55.045
74	6.204	55.678
57	6.372	55.110
26	7.047	55.202
29	7.392	54.601
72	8.018	55.708
60	12.269	56.710
333	13.108	56.346
86	13.160	56.480
55	14.074	56.625
52	15.158	56.814
73	15.819	57.284
46	19.345	57.043
18	19.428	58.735
67	19.639	57.455
34	24.400	58.715
84	24.505	59.384
100	32.123	1:00.492
69	35.499	1:01.473
71	50.412	1:06.013

LAP 5 @ 12:53:26.313

NO	BEHIND	LAP TIME
51		53.777
4	3.209	54.601
15	3.304	54.445
8	6.613	55.164
30	6.640	54.704
20	1 Lap	1:09.059
57	7.177	54.582
74	7.193	54.766
29	8.317	54.702
26	8.431	55.161
72	10.034	55.793
60	14.745	56.253
333	15.406	56.075
86	15.440	56.057
55	16.304	56.007
52	18.031	56.650

73	19.544	57.502
46	22.231	56.663
67	23.795	57.933
84	28.280	57.552
34	29.013	58.390
100	40.125	1:01.779
69	43.484	1:01.762

LAP 6 @ 12:54:20.088

NO	BEHIND	LAP TIME
51		53.775
15	3.276	53.747
4	3.480	54.046
30	8.011	55.146
8	8.479	55.641
74	8.800	55.382
57	9.322	55.920
29	9.501	54.959
26	10.739	56.083
71	1 Lap	1:08.903
72	12.132	55.873
86	17.983	56.318
60	18.031	57.061
333	18.258	56.627
55	19.164	56.635
52	21.692	57.436
20	1 Lap	1:09.916
73	23.870	58.101
46	24.687	56.231
67	28.443	58.423
84	32.209	57.704
34	33.372	58.134
100	46.808	1:00.458
69	51.674	1:01.965

LAP 7 @ 12:55:14.038

NO	BEHIND	LAP TIME
51		53.950
4	2.941	53.411
15	2.959	53.633
30	8.840	54.779
8	9.228	54.699
74	9.459	54.609
57	9.755	54.383
29	10.206	54.655
26	12.987	56.198
72	14.017	55.835
86	20.495	56.462
60	20.738	56.657
333	21.141	56.833
55	21.871	56.657
52	25.338	57.596
71	1 Lap	1:08.680
46	27.926	57.189
73	28.325	58.405
67	32.980	58.487
84	36.813	58.554
34	37.711	58.289
20	1 Lap	1:08.627
100	53.425	1:00.567

LAP 8 @ 12:56:07.683

NO	BEHIND	LAP TIME
51		53.645

15	3.077	53.763
4	3.268	53.972
69	1 Lap	1:03.974
30	9.771	54.576
8	10.136	54.553
57	10.460	54.350
74	10.692	54.878
29	11.027	54.466
26	15.205	55.863
72	16.186	55.814
86	22.705	55.855
60	22.774	55.681
333	23.297	55.801
55	24.687	56.461
52	28.663	56.970
46	31.603	57.322
73	32.822	58.142
67	37.782	58.447
71	1 Lap	1:08.326
84	41.521	58.353
34	42.290	58.224
20	1 Lap	1:08.749

LAP 9 @ 12:57:01.648

NO	BEHIND	LAP TIME
51		53.965
15	2.697	53.585
4	2.989	53.686
100	1 Lap	58.999
30	10.496	54.690
8	10.585	54.414
74	11.046	54.319
57	11.081	54.586
29	11.416	54.354
69	1 Lap	1:02.578
26	17.593	56.353
72	18.552	56.331
333	26.589	57.257
55	28.125	57.403
60	30.335	1:01.526
52	32.182	57.484
46	35.615	57.977
73	37.256	58.399
67	42.290	58.473
84	46.791	59.235
34	47.063	58.738
71	1 Lap	1:08.997
20	1 Lap	1:14.263

BMCRC - MRO Championships 2024 - Rnd 1 @ Brands Hatch Indy

DFDS Yamaha Past Masters

RACE 7 - POSITION CHART

No	Name	Lap Pos											
			1	2	3	4	5	6	7	8	9		
51	WHOLEY	1	4	51	51	51	51	51	51	51	51	51	51
57	MOOK	2	51	4	4	4	4	4	15	4	15	15	
4	HALIL	3	8	15	15	15	15	4	15	4	4		
74	WHITBY	4	74	74	8	8	8	30	30	30	30		
8	BALL	5	57	8	74	30	30	8	8	8	8		
30	COOPER	6	15	30	30	74	57	74	74	57	74		
15	PERKINS	7	30	57	57	57	74	57	57	74	57		
29	CRIPPS	8	26	26	26	26	29	29	29	29	29		
26	LEE	9	72	72	72	29	26	26	26	26	26		
72	HAMILTON	10	29	29	29	72	72	72	72	72	72		
27	HAYWARD	11	60	60	60	60	60	86	86	86	333		
86	WOOD	12	86	86	86	333	333	60	60	60	55		
333	STUBBERFIELD	13	55	333	333	86	86	333	333	333	60		
60	GOUGH	14	333	55	55	55	55	55	55	55	52		
70	BURSCOUGH	15	52	52	52	52	52	52	52	52	46		
52	FLUX	16	73	73	73	73	73	73	46	46	73		
73	TURNER	17	18	18	18	46	46	46	73	73	67		
55	TOLAND	18	67	67	67	18	67	67	67	67	84		
46	MARSHALL	19	46	46	46	67	84	84	84	84	34		
67	BAILEY	20	34	34	84	34	34	34	34	34			
84	ELLISON	21	84	84	34	84	100	100	100	100			
34	NIELD	22	100	100	100	100	69	69	69	69			
100	STANLEY	23	69	69	69	69	71	71	71	71			
18	PRENTICE	24	71	71	71	71	20	20	20	20			
69	ELLERAY	25	20	20	20	20							
71	BICKERSTAFF	26											
20	OSTERHOLZER	27											

BMCRC - MRO Championships 2024 - Rnd 1 @ Brands Hatch Indy

DFDS Yamaha Past Masters

RACE 7 - SECTOR ANALYSIS



SECTOR 1 = FL to I1, SECTOR 2 = I1 to FL, DIFF = Difference To Personal Best Lap, P = Crossed Finish Line in Pit Lane, D = Time Disallowed

P1 51		Kevin WHOLEY		Yamaha TZR - Twistgrip Motorcycles			
IDEAL LAP TIME : 53.255		BEST LAP TIME : 53.408		DIFFERENCE : 0.153			
LAP	SECTOR 1	SECTOR 2	LAP TIME	MPH	DIFF	TIME OF DAY	
1 -		21.741	56.579	76.85	3.171	12:49:52.057	
2 -	32.198	21.313	53.511 (2)	81.26	0.103	12:50:45.568	
3 -	31.942	21.618	53.560 (3)	81.19	0.152	12:51:39.128	
4 -	32.027	21.381	53.408 (1)	81.42		12:52:32.536	
5 -	32.229	21.548	53.777	80.86	0.369	12:53:26.313	
6 -	32.341	21.434	53.775	80.86	0.367	12:54:20.088	
7 -	32.211	21.739	53.950	80.60	0.542	12:55:14.038	
8 -	32.289	21.356	53.645	81.06	0.237	12:56:07.683	
9 -	32.181	21.784	53.965	80.58	0.557	12:57:01.648	

P2 15		Billy PERKINS		Yamaha TZR 250 - Ashford tarmac / Barking mad about Animals			
IDEAL LAP TIME : 53.384		BEST LAP TIME : 53.585		DIFFERENCE : 0.201			
LAP	SECTOR 1	SECTOR 2	LAP TIME	MPH	DIFF	TIME OF DAY	
1 -		21.755	57.691	75.37	4.106	12:49:53.169	
2 -	32.439	21.657	54.096	80.38	0.511	12:50:47.265	
3 -	32.241	21.516	53.757	80.89	0.172	12:51:41.022	
4 -	32.484	21.666	54.150	80.30	0.565	12:52:35.172	
5 -	32.578	21.867	54.445	79.87	0.860	12:53:29.617	
6 -	32.167	21.580	53.747 (3)	80.90	0.162	12:54:23.364	
7 -	32.044	21.589	53.633 (2)	81.08	0.048	12:55:16.997	
8 -	32.423	21.340	53.763	80.88	0.178	12:56:10.760	
9 -	32.046	21.539	53.585 (1)	81.15		12:57:04.345	

P3 4		Denis HALIL		Yamaha TZR250 - D & A AUTOS			
IDEAL LAP TIME : 53.411		BEST LAP TIME : 53.411		DIFFERENCE : 0.000			
LAP	SECTOR 1	SECTOR 2	LAP TIME	MPH	DIFF	TIME OF DAY	
1 -		21.787	56.553	76.89	3.142	12:49:52.031	
2 -	32.812	21.683	54.495	79.79	1.084	12:50:46.526	
3 -	32.337	21.591	53.928 (3)	80.63	0.517	12:51:40.454	
4 -	32.637	21.830	54.467	79.83	1.056	12:52:34.921	
5 -	32.618	21.983	54.601	79.64	1.190	12:53:29.522	
6 -	32.569	21.477	54.046	80.46	0.635	12:54:23.568	
7 -	32.069	21.342	53.411 (1)	81.41		12:55:16.979	
8 -	32.573	21.399	53.972	80.57	0.561	12:56:10.951	
9 -	32.154	21.532	53.686 (2)	81.00	0.275	12:57:04.637	

P4 30		Alan COOPER		Yamaha TZR250 - Twistgrip Motorcycles			
IDEAL LAP TIME : 54.139		BEST LAP TIME : 54.576		DIFFERENCE : 0.437			
LAP	SECTOR 1	SECTOR 2	LAP TIME	MPH	DIFF	TIME OF DAY	
1 -		21.792	57.990	74.98	3.414	12:49:53.468	
2 -	33.349	21.702	55.051	78.99	0.475	12:50:48.519	
3 -	33.156	21.529	54.685 (2)	79.52	0.109	12:51:43.204	
4 -	33.268	21.777	55.045	79.00	0.469	12:52:38.249	
5 -	32.786	21.918	54.704	79.49	0.128	12:53:32.953	
6 -	32.760	22.386	55.146	78.85	0.570	12:54:28.099	
7 -	32.896	21.883	54.779	79.38	0.203	12:55:22.878	
8 -	32.775	21.801	54.576 (1)	79.67		12:56:17.454	
9 -	32.610	22.080	54.690 (3)	79.51	0.114	12:57:12.144	

BMCRC - MRO Championships 2024 - Rnd 1 @ Brands Hatch Indy

DFDS Yamaha Past Masters

RACE 7 - SECTOR ANALYSIS



SECTOR 1 = FL to I1, SECTOR 2 = I1 to FL, DIFF = Difference To Personal Best Lap, P = Crossed Finish Line in Pit Lane, D = Time Disallowed

P5 8		David BALL		Yamaha TZR250 - Gardiner Page and Roe pension consultants			
IDEAL LAP TIME : 54.113		BEST LAP TIME : 54.414		DIFFERENCE : 0.301			
LAP	SECTOR 1	SECTOR 2	LAP TIME	MPH	DIFF	TIME OF DAY	
1 -		21.931	57.091	76.16	2.677	12:49:52.569	
2 -	33.877	21.676	55.553	78.27	1.139	12:50:48.122	
3 -	32.840	21.916	54.756	79.41	0.342	12:51:42.878	
4 -	32.901	21.983	54.884	79.23	0.470	12:52:37.762	
5 -	33.027	22.137	55.164	78.83	0.750	12:53:32.926	
6 -	32.889	22.752	55.641	78.15	1.227	12:54:28.567	
7 -	32.732	21.967	54.699 (3)	79.50	0.285	12:55:23.266	
8 -	32.458	22.095	54.553 (2)	79.71	0.139	12:56:17.819	
9 -	32.437	21.977	54.414 (1)	79.91		12:57:12.233	

P6 74		Paul WHITBY		Yamaha TZR 250 - Greybridge Ltd			
IDEAL LAP TIME : 54.204		BEST LAP TIME : 54.319		DIFFERENCE : 0.115			
LAP	SECTOR 1	SECTOR 2	LAP TIME	MPH	DIFF	TIME OF DAY	
1 -		21.674	57.397	75.76	3.078	12:49:52.875	
2 -	33.254	21.586	54.840	79.29	0.521	12:50:47.715	
3 -	33.594	21.753	55.347	78.56	1.028	12:51:43.062	
4 -	33.796	21.882	55.678	78.10	1.359	12:52:38.740	
5 -	33.068	21.698	54.766 (3)	79.40	0.447	12:53:33.506	
6 -	32.905	22.477	55.382	78.52	1.063	12:54:28.888	
7 -	32.690	21.919	54.609 (2)	79.63	0.290	12:55:23.497	
8 -	32.964	21.914	54.878	79.24	0.559	12:56:18.375	
9 -	32.618	21.701	54.319 (1)	80.05		12:57:12.694	

P7 57		Geoff MOOK		Yamaha TZR 250 -			
IDEAL LAP TIME : 54.004		BEST LAP TIME : 54.350		DIFFERENCE : 0.346			
LAP	SECTOR 1	SECTOR 2	LAP TIME	MPH	DIFF	TIME OF DAY	
1 -		22.070	57.625	75.46	3.275	12:49:53.103	
2 -	33.553	22.181	55.734	78.02	1.384	12:50:48.837	
3 -	33.163	21.798	54.961	79.12	0.611	12:51:43.798	
4 -	32.830	22.280	55.110	78.90	0.760	12:52:38.908	
5 -	32.621	21.961	54.582 (3)	79.67	0.232	12:53:33.490	
6 -	32.660	23.260	55.920	77.76	1.570	12:54:29.410	
7 -	32.650	21.733	54.383 (2)	79.96	0.033	12:55:23.793	
8 -	32.271	22.079	54.350 (1)	80.01		12:56:18.143	
9 -	32.529	22.057	54.586	79.66	0.236	12:57:12.729	

P8 29		Derek CRIPPS		Yamaha TZR - Team FBR			
IDEAL LAP TIME : 54.126		BEST LAP TIME : 54.354		DIFFERENCE : 0.228			
LAP	SECTOR 1	SECTOR 2	LAP TIME	MPH	DIFF	TIME OF DAY	
1 -		22.332	59.172	73.48	4.818	12:49:54.650	
2 -	33.881	22.005	55.886	77.81	1.532	12:50:50.536	
3 -	33.003	21.788	54.791	79.36	0.437	12:51:45.327	
4 -	32.972	21.629	54.601 (3)	79.64	0.247	12:52:39.928	
5 -	32.762	21.940	54.702	79.49	0.348	12:53:34.630	
6 -	33.017	21.942	54.959	79.12	0.605	12:54:29.589	
7 -	32.953	21.702	54.655	79.56	0.301	12:55:24.244	
8 -	32.497	21.969	54.466 (2)	79.84	0.112	12:56:18.710	
9 -	32.595	21.759	54.354 (1)	80.00		12:57:13.064	

BMCRC - MRO Championships 2024 - Rnd 1 @ Brands Hatch Indy

DFDS Yamaha Past Masters

RACE 7 - SECTOR ANALYSIS



SECTOR 1 = FL to I1, SECTOR 2 = I1 to FL, DIFF = Difference To Personal Best Lap, P = Crossed Finish Line in Pit Lane, D = Time Disallowed

P9 26		Damian LEE		Yamaha TZR250 - Leed Autos			
IDEAL LAP TIME : 54.792		BEST LAP TIME : 54.973		DIFFERENCE : 0.181			
LAP	SECTOR 1	SECTOR 2	LAP TIME	MPH	DIFF	TIME OF DAY	
1 -		22.088	58.855	73.88	3.882	12:49:54.333	
2 -	33.096	21.877	54.973 (1)	79.10		12:50:49.306	
3 -	32.938	22.137	55.075 (2)	78.95	0.102	12:51:44.381	
4 -	33.000	22.202	55.202	78.77	0.229	12:52:39.583	
5 -	32.915	22.246	55.161 (3)	78.83	0.188	12:53:34.744	
6 -	33.568	22.515	56.083	77.53	1.110	12:54:30.827	
7 -	33.715	22.483	56.198	77.38	1.225	12:55:27.025	
8 -	33.418	22.445	55.863	77.84	0.890	12:56:22.888	
9 -	33.742	22.611	56.353	77.16	1.380	12:57:19.241	

P10 72 C		John HAMILTON		Yamaha TRZ250 - LW Racing			
IDEAL LAP TIME : 55.025		BEST LAP TIME : 55.040		DIFFERENCE : 0.015			
LAP	SECTOR 1	SECTOR 2	LAP TIME	MPH	DIFF	TIME OF DAY	
1 -		22.088	59.126	73.54	4.086	12:49:54.604	
2 -	33.167	22.035	55.202 (2)	78.77	0.162	12:50:49.806	
3 -	32.990	22.050	55.040 (1)	79.00		12:51:44.846	
4 -	33.561	22.147	55.708 (3)	78.06	0.668	12:52:40.554	
5 -	33.402	22.391	55.793	77.94	0.753	12:53:36.347	
6 -	33.627	22.246	55.873	77.83	0.833	12:54:32.220	
7 -	33.536	22.299	55.835	77.88	0.795	12:55:28.055	
8 -	33.456	22.358	55.814	77.91	0.774	12:56:23.869	
9 -	33.970	22.361	56.331	77.19	1.291	12:57:20.200	

P11 333 C		Mark STUBBERFIELD		Yamaha TZR250 - Polished Concrete London			
IDEAL LAP TIME : 55.697		BEST LAP TIME : 55.801		DIFFERENCE : 0.104			
LAP	SECTOR 1	SECTOR 2	LAP TIME	MPH	DIFF	TIME OF DAY	
1 -		22.727	1:01.072	71.20	5.271	12:49:56.550	
2 -	34.226	22.342	56.568	76.87	0.767	12:50:53.118	
3 -	33.642	22.538	56.180 (3)	77.40	0.379	12:51:49.298	
4 -	34.112	22.234	56.346	77.17	0.545	12:52:45.644	
5 -	33.934	22.141	56.075 (2)	77.54	0.274	12:53:41.719	
6 -	34.093	22.534	56.627	76.79	0.826	12:54:38.346	
7 -	34.376	22.457	56.833	76.51	1.032	12:55:35.179	
8 -	33.556	22.245	55.801 (1)	77.93		12:56:30.980	
9 -	34.476	22.781	57.257	75.94	1.456	12:57:28.237	

P12 55		Paul TOLAND		Yamaha TZR250 - Kippers keys			
IDEAL LAP TIME : 56.007		BEST LAP TIME : 56.007		DIFFERENCE : 0.000			
LAP	SECTOR 1	SECTOR 2	LAP TIME	MPH	DIFF	TIME OF DAY	
1 -		22.564	1:00.690	71.65	4.683	12:49:56.168	
2 -	34.658	22.746	57.404	75.75	1.397	12:50:53.572	
3 -	33.913	22.500	56.413 (2)	77.08	0.406	12:51:49.985	
4 -	33.972	22.653	56.625	76.79	0.618	12:52:46.610	
5 -	33.658	22.349	56.007 (1)	77.64		12:53:42.617	
6 -	33.759	22.876	56.635	76.78	0.628	12:54:39.252	
7 -	33.746	22.911	56.657	76.75	0.650	12:55:35.909	
8 -	33.926	22.535	56.461 (3)	77.01	0.454	12:56:32.370	
9 -	34.758	22.645	57.403	75.75	1.396	12:57:29.773	

BMCRC - MRO Championships 2024 - Rnd 1 @ Brands Hatch Indy

DFDS Yamaha Past Masters

RACE 7 - SECTOR ANALYSIS



SECTOR 1 = FL to I1, SECTOR 2 = I1 to FL, DIFF = Difference To Personal Best Lap, P = Crossed Finish Line in Pit Lane, D = Time Disallowed

P13 60 C		Danny GOUGH		Yamaha TZR 250 - G Force Motorcycles			
IDEAL LAP TIME : 55.681		BEST LAP TIME : 55.681		DIFFERENCE : 0.000			
LAP	SECTOR 1	SECTOR 2	LAP TIME	MPH	DIFF	TIME OF DAY	
1 -		22.333	1:00.306	72.10	4.625	12:49:55.784	
2 -	33.942	22.299	56.241 (3)	77.32	0.560	12:50:52.025	
3 -	33.829	22.241	56.070 (2)	77.55	0.389	12:51:48.095	
4 -	34.040	22.670	56.710	76.68	1.029	12:52:44.805	
5 -	33.792	22.461	56.253	77.30	0.572	12:53:41.058	
6 -	34.421	22.640	57.061	76.20	1.380	12:54:38.119	
7 -	34.537	22.120	56.657	76.75	0.976	12:55:34.776	
8 -	33.566	22.115	55.681 (1)	78.09		12:56:30.457	
9 -	38.926	22.600	1:01.526	70.67	5.845	12:57:31.983	

P14 52 C		Andy FLUX		Yamaha TZR 250 - Mach 1 Automotive LTD			
IDEAL LAP TIME : 56.566		BEST LAP TIME : 56.650		DIFFERENCE : 0.084			
LAP	SECTOR 1	SECTOR 2	LAP TIME	MPH	DIFF	TIME OF DAY	
1 -		22.855	1:01.634	70.55	4.984	12:49:57.112	
2 -	34.224	22.763	56.987	76.30	0.337	12:50:54.099	
3 -	34.123	22.658	56.781 (2)	76.58	0.131	12:51:50.880	
4 -	34.087	22.727	56.814 (3)	76.54	0.164	12:52:47.694	
5 -	33.908	22.742	56.650 (1)	76.76		12:53:44.344	
6 -	34.339	23.097	57.436	75.71	0.786	12:54:41.780	
7 -	34.400	23.196	57.596	75.50	0.946	12:55:39.376	
8 -	34.206	22.764	56.970	76.33	0.320	12:56:36.346	
9 -	34.732	22.752	57.484	75.64	0.834	12:57:33.830	

P15 46 C		Kevin MARSHALL		Yamaha TZR250 - Stacey Processing			
IDEAL LAP TIME : 56.231		BEST LAP TIME : 56.231		DIFFERENCE : 0.000			
LAP	SECTOR 1	SECTOR 2	LAP TIME	MPH	DIFF	TIME OF DAY	
1 -		23.099	1:03.681	68.28	7.450	12:49:59.159	
2 -	34.689	22.874	57.563	75.54	1.332	12:50:56.722	
3 -	35.105	23.011	58.116	74.82	1.885	12:51:54.838	
4 -	34.008	23.035	57.043 (3)	76.23	0.812	12:52:51.881	
5 -	33.919	22.744	56.663 (2)	76.74	0.432	12:53:48.544	
6 -	33.536	22.695	56.231 (1)	77.33		12:54:44.775	
7 -	34.403	22.786	57.189	76.03	0.958	12:55:41.964	
8 -	34.343	22.979	57.322	75.86	1.091	12:56:39.286	
9 -	34.702	23.275	57.977	75.00	1.746	12:57:37.263	

P16 73 C		Colvin TURNER		Yamaha TZR250 -			
IDEAL LAP TIME : 56.389		BEST LAP TIME : 56.537		DIFFERENCE : 0.148			
LAP	SECTOR 1	SECTOR 2	LAP TIME	MPH	DIFF	TIME OF DAY	
1 -		22.787	1:02.111	70.01	5.574	12:49:57.589	
2 -	34.518	22.427	56.945 (2)	76.36	0.408	12:50:54.534	
3 -	33.962	22.575	56.537 (1)	76.91		12:51:51.071	
4 -	34.416	22.868	57.284 (3)	75.91	0.747	12:52:48.355	
5 -	34.689	22.813	57.502	75.62	0.965	12:53:45.857	
6 -	35.159	22.942	58.101	74.84	1.564	12:54:43.958	
7 -	35.405	23.000	58.405	74.45	1.868	12:55:42.363	
8 -	34.996	23.146	58.142	74.79	1.605	12:56:40.505	
9 -	35.184	23.215	58.399	74.46	1.862	12:57:38.904	

BMCRG - MRO Championships 2024 - Rnd 1 @ Brands Hatch Indy

DFDS Yamaha Past Masters

RACE 7 - SECTOR ANALYSIS



SECTOR 1 = FL to I1, SECTOR 2 = I1 to FL, DIFF = Difference To Personal Best Lap, P = Crossed Finish Line in Pit Lane, D = Time Disallowed

P17 67 C		Mark BAILEY		Yamaha TZR - Elite Air conditioning Ltd. Hydroflow plumbing ltd		
IDEAL LAP TIME : 57.455		BEST LAP TIME : 57.455		DIFFERENCE : 0.000		
LAP	SECTOR 1	SECTOR 2	LAP TIME	MPH	DIFF	TIME OF DAY
1 -		23.346	1:03.013	69.01	5.558	12:49:58.491
2 -	35.095	23.019	58.114 (3)	74.82	0.659	12:50:56.605
3 -	34.914	23.201	58.115	74.82	0.660	12:51:54.720
4 -	34.579	22.876	57.455 (1)	75.68		12:52:52.175
5 -	34.984	22.949	57.933 (2)	75.06	0.478	12:53:50.108
6 -	35.237	23.186	58.423	74.43	0.968	12:54:48.531
7 -	35.506	22.981	58.487	74.35	1.032	12:55:47.018
8 -	35.134	23.313	58.447	74.40	0.992	12:56:45.465
9 -	35.198	23.275	58.473	74.36	1.018	12:57:43.938

P18 84 R		Bert ELLISON		Yamaha TZR250 - Ma n Pa Prentice		
IDEAL LAP TIME : 57.543		BEST LAP TIME : 57.552		DIFFERENCE : 0.009		
LAP	SECTOR 1	SECTOR 2	LAP TIME	MPH	DIFF	TIME OF DAY
1 -		24.158	1:05.676	66.21	8.124	12:50:01.154
2 -	34.923	23.227	58.150 (3)	74.78	0.598	12:50:59.304
3 -	35.350	23.003	58.353	74.52	0.801	12:51:57.657
4 -	35.876	23.508	59.384	73.22	1.832	12:52:57.041
5 -	34.638	22.914	57.552 (1)	75.55		12:53:54.593
6 -	34.799	22.905	57.704 (2)	75.36	0.152	12:54:52.297
7 -	34.691	23.863	58.554	74.26	1.002	12:55:50.851
8 -	35.407	22.946	58.353	74.52	0.801	12:56:49.204
9 -	35.969	23.266	59.235	73.41	1.683	12:57:48.439

P19 34 R		Paul NIELD		Yamaha TZR250 -		
IDEAL LAP TIME : 57.983		BEST LAP TIME : 58.134		DIFFERENCE : 0.151		
LAP	SECTOR 1	SECTOR 2	LAP TIME	MPH	DIFF	TIME OF DAY
1 -		24.025	1:04.719	67.19	6.585	12:50:00.197
2 -	35.246	23.719	58.965	73.74	0.831	12:50:59.162
3 -	35.565	23.494	59.059	73.63	0.925	12:51:58.221
4 -	35.157	23.558	58.715	74.06	0.581	12:52:56.936
5 -	35.107	23.283	58.390	74.47	0.256	12:53:55.326
6 -	34.926	23.208	58.134 (1)	74.80		12:54:53.460
7 -	34.775	23.514	58.289 (3)	74.60	0.155	12:55:51.749
8 -	34.959	23.265	58.224 (2)	74.68	0.090	12:56:49.973
9 -	35.257	23.481	58.738	74.03	0.604	12:57:48.711

P20 100 C		Ian STANLEY		Yamaha TZR 250 - www.ypmrc.co.uk		
IDEAL LAP TIME : 58.999		BEST LAP TIME : 58.999		DIFFERENCE : 0.000		
LAP	SECTOR 1	SECTOR 2	LAP TIME	MPH	DIFF	TIME OF DAY
1 -		24.323	1:06.813	65.08	7.814	12:50:02.291
2 -	37.741	24.432	1:02.173	69.94	3.174	12:51:04.464
3 -	36.099	23.604	59.703 (2)	72.83	0.704	12:52:04.167
4 -	36.565	23.927	1:00.492	71.88	1.493	12:53:04.659
5 -	37.461	24.318	1:01.779	70.38	2.780	12:54:06.438
6 -	36.299	24.159	1:00.458 (3)	71.92	1.459	12:55:06.896
7 -	36.336	24.231	1:00.567	71.79	1.568	12:56:07.463
8 -	35.559	23.440	58.999 (1)	73.70		12:57:06.462

BMCRC - MRO Championships 2024 - Rnd 1 @ Brands Hatch Indy

DFDS Yamaha Past Masters

RACE 7 - SECTOR ANALYSIS



SECTOR 1 = FL to I1, SECTOR 2 = I1 to FL, DIFF = Difference To Personal Best Lap, P = Crossed Finish Line in Pit Lane, D = Time Disallowed

P21 69 C		Mark ELLERAY		Yamaha TZR250 - Abbot Solutions Ltd			
IDEAL LAP TIME : 1:00.773		BEST LAP TIME : 1:00.773		DIFFERENCE : 0.000			
LAP	SECTOR 1	SECTOR 2	LAP TIME	MPH	DIFF	TIME OF DAY	
1 -		24.121	1:08.917	63.09	8.144	12:50:04.395	
2 -	36.900	23.873	1:00.773 (1)	71.55		12:51:05.168	
3 -	37.031	24.363	1:01.394 (2)	70.83	0.621	12:52:06.562	
4 -	37.130	24.343	1:01.473 (3)	70.74	0.700	12:53:08.035	
5 -	37.336	24.426	1:01.762	70.40	0.989	12:54:09.797	
6 -	37.161	24.804	1:01.965	70.17	1.192	12:55:11.762	
7 -	38.511	25.463	1:03.974	67.97	3.201	12:56:15.736	
8 -	38.348	24.230	1:02.578	69.49	1.805	12:57:18.314	

P22 71 C		Tess BICKERSTAFF		Yamaha TZR250 - Len Whalin			
IDEAL LAP TIME : 1:04.457		BEST LAP TIME : 1:04.709		DIFFERENCE : 0.252			
LAP	SECTOR 1	SECTOR 2	LAP TIME	MPH	DIFF	TIME OF DAY	
1 -		25.282	1:11.330	60.96	6.621	12:50:06.808	
2 -	39.175	25.534	1:04.709 (1)	67.20		12:51:11.517	
3 -	39.663	25.755	1:05.418 (2)	66.47	0.709	12:52:16.935	
4 -	40.235	25.778	1:06.013 (3)	65.87	1.304	12:53:22.948	
5 -	42.057	26.846	1:08.903	63.11	4.194	12:54:31.851	
6 -	41.346	27.334	1:08.680	63.31	3.971	12:55:40.531	
7 -	41.543	26.783	1:08.326	63.64	3.617	12:56:48.857	
8 -	42.306	26.691	1:08.997	63.02	4.288	12:57:57.854	

P23 20 R		Sara Sophie OSTERHOLZER		Yamaha TZR 250 -			
IDEAL LAP TIME : 1:07.708		BEST LAP TIME : 1:07.767		DIFFERENCE : 0.059			
LAP	SECTOR 1	SECTOR 2	LAP TIME	MPH	DIFF	TIME OF DAY	
1 -		26.041	1:12.505	59.97	4.738	12:50:07.983	
2 -	41.667	26.100	1:07.767 (1)	64.16		12:51:15.750	
3 -	41.743	26.828	1:08.571 (2)	63.41	0.804	12:52:24.321	
4 -	42.511	26.548	1:09.059	62.96	1.292	12:53:33.380	
5 -	42.668	27.248	1:09.916	62.19	2.149	12:54:43.296	
6 -	42.314	26.313	1:08.627 (3)	63.36	0.860	12:55:51.923	
7 -	42.233	26.516	1:08.749	63.25	0.982	12:57:00.672	
8 -	46.444	27.819	1:14.263	58.55	6.496	12:58:14.935	

P24 86 C		Alan WOOD		Yamaha TZR250 - Team Edmondson			
IDEAL LAP TIME : 55.855		BEST LAP TIME : 55.855		DIFFERENCE : 0.000			
LAP	SECTOR 1	SECTOR 2	LAP TIME	MPH	DIFF	TIME OF DAY	
1 -		22.784	1:00.465	71.91	4.610	12:49:55.943	
2 -	33.957	22.820	56.777	76.59	0.922	12:50:52.720	
3 -	33.879	22.617	56.496	76.97	0.641	12:51:49.216	
4 -	33.992	22.488	56.480	76.99	0.625	12:52:45.696	
5 -	33.566	22.491	56.057 (2)	77.57	0.202	12:53:41.753	
6 -	33.712	22.606	56.318 (3)	77.21	0.463	12:54:38.071	
7 -	33.910	22.552	56.462	77.01	0.607	12:55:34.533	
8 -	33.466	22.389	55.855 (1)	77.85		12:56:30.388	

P25 18		Marc PRENTICE		Yamaha TZR 250 -			
IDEAL LAP TIME : 57.009		BEST LAP TIME : 57.009		DIFFERENCE : 0.000			
LAP	SECTOR 1	SECTOR 2	LAP TIME	MPH	DIFF	TIME OF DAY	
1 -		23.080	1:02.141	69.97	5.132	12:49:57.619	
2 -	34.068	22.941	57.009 (1)	76.27		12:50:54.628	
3 -	35.274	23.327	58.601 (2)	74.20	1.592	12:51:53.229	
4 -	35.470	23.265	58.735 (3)	74.03	1.726	12:52:51.964	

BMCRC - MRO Championships 2024 - Rnd 1 @ Brands Hatch Indy

DFDS Yamaha Past Masters

RACE 7 - BEST SECTORS

SECTOR 1			SECTOR 2			IDEAL / BEST COMPARISON						
POS	NO	NAME	TIME	NO	NAME	TIME	POS	NO	NAME	IDEAL	BEST	DIFF
									PERFECT LAP	53.255		
1	51	WHOLEY	31.942	51	WHOLEY	21.313	1	51	WHOLEY	53.255	53.408	0.153
2	15	PERKINS	32.044	15	PERKINS	21.340	2	15	PERKINS	53.384	53.585	0.201
3	4	HALIL	32.069	4	HALIL	21.342	3	4	HALIL	53.411	53.411	0.000
4	57	MOOK	32.271	30	COOPER	21.529	4	57	MOOK	54.004	54.350	0.346
5	8	BALL	32.437	74	WHITBY	21.586	5	8	BALL	54.113	54.414	0.301
6	29	CRIPPS	32.497	29	CRIPPS	21.629	6	29	CRIPPS	54.126	54.354	0.228
7	30	COOPER	32.610	8	BALL	21.676	7	30	COOPER	54.139	54.576	0.437
8	74	WHITBY	32.618	57	MOOK	21.733	8	74	WHITBY	54.204	54.319	0.115
9	26	LEE	32.915	26	LEE	21.877	9	26	LEE	54.792	54.973	0.181
10	72	HAMILTON	32.990	72	HAMILTON	22.035	10	72	HAMILTON	55.025	55.040	0.015
11	86	WOOD	33.466	60	GOUGH	22.115	11	60	GOUGH	55.681	55.681	0.000
12	46	MARSHALL	33.536	333	STUBBERFIELD	22.141	12	333	STUBBERFIELD	55.697	55.801	0.104
13	333	STUBBERFIELD	33.556	55	TOLAND	22.349	13	86	WOOD	55.855	55.855	0.000
14	60	GOUGH	33.566	86	WOOD	22.389	14	55	TOLAND	56.007	56.007	0.000
15	55	TOLAND	33.658	73	TURNER	22.427	15	46	MARSHALL	56.231	56.231	0.000
16	52	FLUX	33.908	52	FLUX	22.658	16	73	TURNER	56.389	56.537	0.148
17	73	TURNER	33.962	46	MARSHALL	22.695	17	52	FLUX	56.566	56.650	0.084
18	18	PRENTICE	34.068	67	BAILEY	22.876	18	18	PRENTICE	57.009	57.009	0.000
19	67	BAILEY	34.579	84	ELLISON	22.905	19	67	BAILEY	57.455	57.455	0.000
20	84	ELLISON	34.638	18	PRENTICE	22.941	20	84	ELLISON	57.543	57.552	0.009
21	34	NIELD	34.775	34	NIELD	23.208	21	34	NIELD	57.983	58.134	0.151
22	100	STANLEY	35.559	100	STANLEY	23.440	22	100	STANLEY	58.999	58.999	0.000
23	69	ELLERAY	36.900	69	ELLERAY	23.873	23	69	ELLERAY	1:00.773	1:00.773	0.000
24	71	BICKERSTAFF	39.175	71	BICKERSTAFF	25.282	24	71	BICKERSTAFF	1:04.457	1:04.709	0.252
25	20	OSTERHOLZER	41.667	20	OSTERHOLZER	26.041	25	20	OSTERHOLZER	1:07.708	1:07.767	0.059
26												
27												

BMCRC - MRO Championships 2024 - Rnd 1 @ Brands Hatch Indy

DFDS Yamaha Past Masters

RACE 7 - STATISTICS

Competitors Started 25
Planned Start 2024-03-16 @ 12:36:00.000
Actual Start 2024-03-16 @ 12:48:55.477
Finish Time 2024-03-16 @ 12:57:01.647
Track Length 1.2079mi.
Total Laps 215
Total Distance Covered 259.7083mi.

Session Fastest Lap History

NO	CL	NAME	LAP TIME	TIME OF DAY	LAP	VEHICLE
51		Kevin WHOLEY	53.511	12:50:45.593	2	Yamaha TZR
51		Kevin WHOLEY	53.408	12:52:32.561	4	Yamaha TZR

Session Leader History

NO	CL	NAME	FROM LAP	LAPS LED	DISTANCE	VEHICLE
4		Denis HALIL	1	1	1.20 miles	Yamaha TZR250
51		Kevin WHOLEY	2	8	9.66 miles	Yamaha TZR

Flag History

TYPE	TIME OF DAY
GREEN	12:48:55.477
FINISH	12:57:01.647

Flag Statistics

TYPE	COUNT	TOTAL LAPS	TOTAL TIME
Green	1	9	9:25.288
Red	0	0	0.000
Safety Car	0	0	0.000
FCY	0	0	0.000

BMCRC - MRO Championships 2024 - Rnd 1 @ Brands Hatch Indy

DFDS Yamaha Past Masters

RACE 7 - STATISTICS

CLASS :

11 Starters

Fastest Lap History

NO	NAME	LAP TIME	TIME OF DAY	LAP	VEHICLE
51	Kevin WHOLEY	53.511	12:50:45.593	2	Yamaha TZR
51	Kevin WHOLEY	53.408	12:52:32.561	4	Yamaha TZR

Leader History

NO	NAME	FROM LAP	LAPS LED	DISTANCE	VEHICLE
4	Denis HALIL	1	1	1.20 miles	Yamaha TZR250
51	Kevin WHOLEY	2	8	9.66 miles	Yamaha TZR

BMCRC - MRO Championships 2024 - Rnd 1 @ Brands Hatch Indy

DFDS Yamaha Past Masters

RACE 7 - STATISTICS

CLASS : C

11 Starters

Fastest Lap History

NO	NAME	LAP TIME	TIME OF DAY	LAP	VEHICLE
72	John HAMILTON	55.202	12:50:49.834	2	Yamaha TRZ250
72	John HAMILTON	55.040	12:51:44.874	3	Yamaha TRZ250

Leader History

NO	NAME	FROM LAP	LAPS LED	DISTANCE	VEHICLE
72	John HAMILTON	1	9	10.87 miles	Yamaha TRZ250

BMCRC - MRO Championships 2024 - Rnd 1 @ Brands Hatch Indy

DFDS Yamaha Past Masters

RACE 7 - STATISTICS

CLASS : R

3 Starters

Fastest Lap History

NO	NAME	LAP TIME	TIME OF DAY	LAP	VEHICLE
34	Paul NIELD	58.965	12:50:59.179	2	Yamaha TZR250
84	Bert ELLISON	58.150	12:50:59.332	2	Yamaha TZR250
84	Bert ELLISON	57.552	12:53:54.621	5	Yamaha TZR250

Leader History

NO	NAME	FROM LAP	LAPS LED	DISTANCE	VEHICLE
34	Paul NIELD	1	2	2.41 miles	Yamaha TZR250
84	Bert ELLISON	3	1	1.20 miles	Yamaha TZR250
34	Paul NIELD	4	1	1.20 miles	Yamaha TZR250
84	Bert ELLISON	5	5	6.03 miles	Yamaha TZR250

BMCRC - MRO Championships 2024 - Rnd 1 @ Brands Hatch Indy


DFDS Yamaha Past Masters

RACE 18 - GRID (9 Laps)

ROW 9	27	70	Andrew BURSCOUGH	26	27	Richard HAYWARD	25	20	Sara Sophie OSTERHOLZER	1:07.767
ROW 8	24	71	Tess BICKERSTAFF	23	69	Mark ELLERAY	22	100	Ian STANLEY	58.999
ROW 7	21	34	Paul NIELD	20	84	Bert ELLISON	19	67	Mark BAILEY	57.455
ROW 6	18	18	Marc PRENTICE	17	52	Andy FLUX	16	73	Colvin TURNER	56.537
ROW 5	15	46	Kevin MARSHALL	14	55	Paul TOLAND	13	86	Alan WOOD	55.855
ROW 4	12	333	Mark STUBBERFIELD	11	60	Danny GOUGH	10	72	John HAMILTON	55.040
ROW 3	9	26	Damian LEE	8	30	Alan COOPER	7	8	David BALL	54.414
ROW 2	6	29	Derek CRIPPS	5	57	Geoff MOOK	4	74	Paul WHITBY	54.319
ROW 1	3	15	Billy PERKINS	2	4	Denis HALIL	1	51	Kevin WHOLEY	53.408
Pole										

These results are provisional until the conclusion of any judicial and technical matters.

Brands Hatch Indy: 1.2079 miles

Clerk Of Course:	Stewards:	Timekeeper:	<i>Craig Smith</i>	
------------------	-----------	-------------	--------------------	---

Results can be found at www.tsl-timing.com

Printed - 13:01 Saturday, 16 March 2024



BMCRC - MRO Championships 2024 - Rnd 1 @ Brands Hatch Indy

DFDS Yamaha Past Masters

RACE 18 - CLASSIFICATION

Race Distance: 7 Laps / 8.45 miles

POS	NO	CL	PIC	NAME	ENTRY	LAPS	TIME	GAP	DIFF	MPH	BEST	ON	GRD	↑↓
1	51		1	Kevin WHOLEY	Yamaha TZR - Twistgrip Motorcycles	7	6:23.473			79.38	53.858	4	1	0
2	15		2	Billy PERKINS	Yamaha TZR 250 - Ashford tarmac / Barking mad about Anin	7	6:27.058	3.585	3.585	78.64	54.005	7	3	1
3	8		3	David BALL	Yamaha TZR250 - Gardiner Page and Roe pension consulte	7	6:27.157	3.684	0.099	78.62	54.025	7	7	4
4	4		4	Denis HALIL	Yamaha TZR250 - D & A AUTOS	7	6:28.319	4.846	1.162	78.38	54.402	7	2	-2
5	30		5	Alan COOPER	Yamaha TZR250 - Twistgrip Motorcycles	7	6:28.376	4.903	0.057	78.37	54.052	7	8	3
6	26		6	Damian LEE	Yamaha TZR250 - Leed Autos	7	6:31.078	7.605	2.702	77.83	54.501	2	9	3
7	74		7	Paul WHITBY	Yamaha TZR 250 - Greybridge Ltd	7	6:31.147	7.674	0.069	77.82	54.378	7	4	-3
8	57		8	Geoff MOOK	Yamaha TZR 250 -	7	6:31.762	8.289	0.615	77.70	53.918	7	5	-3
9	29		9	Derek CRIPPS	Yamaha TZR - Team FBR	7	6:32.320	8.847	0.558	77.59	54.069	7	6	-3
10	27		10	Richard HAYWARD	Yamaha TZR - BC vehicle repairs/ Snap on Tools	7	6:41.414	17.941	9.094	75.83	55.816	7	26	16
11	70		11	Andrew BURSCOUGH	Yamaha YPVS 350 - Mad biker designs/Martitanium	7	6:45.011	21.538	3.597	75.15	56.218	5	27	16
12	18		12	Marc PRENTICE	Yamaha TZR 250 -	7	6:46.060	22.587	1.049	74.96	56.525	4	18	6
13	55		13	Paul TOLAND	Yamaha TZR250 - Kippers keys	7	6:46.412	22.939	0.352	74.89	56.590	2	14	1
14	72	C	1	John HAMILTON	Yamaha TRZ250 - LW Racing	7	6:46.639	23.166	0.227	74.85	56.881	2	10	-4
15	60	C	2	Danny GOUGH	Yamaha TZR 250 - G Force Motorcycles	7	6:50.039	26.566	3.400	74.23	57.283	4	11	-4
16	333	C	3	Mark STUBBERFIELD	Yamaha TZR250 - Polished Concrete London	7	6:50.389	26.916	0.350	74.17	57.021	3	12	-4
17	84	R	1	Bert ELLISON	Yamaha TZR250 - Ma n Pa Prentice	7	6:56.321	32.848	5.932	73.11	57.769	6	20	3
18	67	C	4	Mark BAILEY	Yamaha TZR - Elite Air conditioning Ltd. Hydroflow plumbing	7	6:56.684	33.211	0.363	73.05	57.879	6	19	1
19	46	C	5	Kevin MARSHALL	Yamaha TZR250 - Stacey Processing	7	6:57.054	33.581	0.370	72.98	57.329	7	15	-4
20	52	C	6	Andy FLUX	Yamaha TZR 250 - Mach 1 Automotive LTD	7	6:57.327	33.854	0.273	72.94	57.448	3	17	-3
21	73	C	7	Colvin TURNER	Yamaha TZR250 -	7	6:57.790	34.317	0.463	72.86	58.243	3	16	-5
22	34	R	2	Paul NIELD	Yamaha TZR250 -	7	6:58.478	35.005	0.688	72.74	57.943	5	21	-1
23	69	C	8	Mark ELLERAY	Yamaha TZR250 - Abbot Solutions Ltd	7	7:24.968	1:01.495	26.490	68.40	1:00.881	3	23	0
24	100	C	9	Ian STANLEY	Yamaha TZR 250 - www.ypmrc.co.uk	7	7:25.277	1:01.804	0.309	68.36	1:01.548	6	22	-2
25	71	C	10	Tess BICKERSTAFF	Yamaha TZR250 - Len Whalin	6	6:53.640	1 Lap	1 Lap	63.07	1:06.243	2	24	-1
26	20	R	3	Sara Sophie OSTERHOLZER	Yamaha TZR 250 -	6	7:21.905	1 Lap	28.265	59.04	1:11.626	6	25	-1

FASTEST LAP

51	Kevin WHOLEY	Yamaha TZR - Twistgrip Motorcycles	4	53.858	80.74 mph	129.94 kph
72	C John HAMILTON	Yamaha TRZ250 - LW Racing	2	56.881	76.45 mph	123.03 kph
84	R Bert ELLISON	Yamaha TZR250 - Ma n Pa Prentice	6	57.769	75.27 mph	121.14 kph

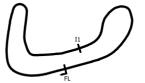
Comments:

Class - 92.5% of Race Speed = 73.42 mph
 Class C - 92.5% of Race Speed = 69.23 mph
 Class R - 92.5% of Race Speed = 67.62 mph

Weather / Track : Cloudy / Dry

These results are provisional until the conclusion of any judicial and technical matters.

Date: 16/03/2024 Start: 17:11 Finish: 17:17
 Brands Hatch Indy: 1.2079 miles

Clerk Of Course:	Stewards:	Timekeeper:	<i>Craig Smith</i>	
------------------	-----------	-------------	--------------------	---

Results can be found at www.tsl-timing.com

Printed - 17:19 Saturday, 16 March 2024

BMCRC - MRO Championships 2024 - Rnd 1 @ Brands Hatch Indy

DFDS Yamaha Past Masters

RACE 18 - LAP CHART

LAP 1 @ 17:12:23.022

NO	BEHIND	LAP TIME
51		59.460
15	0.744	1:00.204
4	1.219	1:00.679
8	1.299	1:00.759
74	1.672	1:01.132
26	2.025	1:01.485
30	2.429	1:01.889
57	2.749	1:02.209
29	3.117	1:02.577
55	4.080	1:03.540
72	4.307	1:03.767
18	4.389	1:03.849
60	4.415	1:03.875
333	4.845	1:04.305
27	5.116	1:04.576
70	5.729	1:05.189
73	5.840	1:05.300
34	7.379	1:06.839
67	7.462	1:06.922
52	7.577	1:07.037
46	7.820	1:07.280
84	8.445	1:07.905
100	11.611	1:11.071
71	14.959	1:14.419
69	15.414	1:14.874
20	19.795	1:19.255

LAP 2 @ 17:13:17.214

NO	BEHIND	LAP TIME
51		54.192
15	1.397	54.845
8	1.468	54.361
4	2.195	55.168
26	2.334	54.501
74	2.711	55.231
30	2.965	54.728
57	4.357	55.800
29	4.537	55.612
55	6.478	56.590
27	6.916	55.992
18	6.967	56.770
72	6.996	56.881
333	7.956	57.303
60	8.248	58.025
70	8.574	57.037
73	9.892	58.244
52	11.667	58.282
67	12.003	58.733
34	12.645	59.458
46	12.707	59.079
84	13.105	58.852
100	20.932	1:03.513
69	23.529	1:02.307
71	27.010	1:06.243
20	38.534	1:12.931

LAP 3 @ 17:14:11.211

NO	BEHIND	LAP TIME
51		53.997
15	1.672	54.272
8	1.903	54.432
4	2.832	54.634

26	3.327	54.990
74	3.587	54.873
30	3.770	54.802
57	5.690	55.330
29	5.816	55.276
55	9.469	56.988
27	9.631	56.712
18	9.791	56.821
72	10.012	57.013
333	10.980	57.021
70	11.372	56.795
60	11.959	57.708
73	14.138	58.243
52	15.118	57.448
46	16.382	57.672
67	16.549	58.543
84	17.066	57.958
34	17.547	58.899
100	30.310	1:03.375
69	30.413	1:00.881
71	40.796	1:07.783

LAP 4 @ 17:15:05.069

NO	BEHIND	LAP TIME
51		53.858
15	2.226	54.412
8	2.354	54.309
20	1 Lap	1:12.755
4	3.464	54.490
26	4.113	54.644
30	4.431	54.519
74	5.203	55.474
29	7.028	55.070
57	7.123	55.291
27	11.664	55.891
18	12.458	56.525
55	12.924	57.313
72	13.255	57.101
70	14.273	56.759
333	15.083	57.961
60	15.384	57.283
73	18.803	58.523
52	19.413	58.153
67	20.965	58.274
84	21.203	57.995
46	21.985	59.461
34	22.269	58.580
69	37.798	1:01.243
100	38.275	1:01.823

LAP 5 @ 17:15:58.932

NO	BEHIND	LAP TIME
51		53.863
71	1 Lap	1:07.676
15	3.067	54.704
8	3.162	54.671
4	4.137	54.536
30	4.765	54.197
26	5.613	55.363
74	6.156	54.816
57	7.986	54.726
29	8.195	55.030
27	14.325	56.524
18	15.438	56.843
55	16.260	57.199

70	16.628	56.218
72	16.674	57.282
333	19.327	58.107
60	19.752	58.231
20	1 Lap	1:12.161
73	24.284	59.344
52	24.420	58.870
67	25.044	57.942
84	25.385	58.045
46	26.072	57.950
34	26.349	57.943
69	45.712	1:01.777
100	46.318	1:01.906

LAP 6 @ 17:16:52.890

NO	BEHIND	LAP TIME
51		53.958
15	3.725	54.616
8	3.804	54.600
4	4.589	54.410
30	4.996	54.189
26	6.589	54.934
74	7.441	55.243
57	8.516	54.488
29	8.923	54.686
71	1 Lap	1:09.396
27	16.270	55.903
18	18.138	56.658
55	19.038	56.736
70	19.129	56.459
72	19.914	57.198
333	22.785	57.416
60	23.128	57.334
52	28.696	58.234
67	28.965	57.879
84	29.196	57.769
73	30.010	59.684
46	30.397	58.283
34	31.008	58.617
20	1 Lap	1:13.177
69	53.371	1:01.617
100	53.908	1:01.548

LAP 7 @ 17:17:47.035

NO	BEHIND	LAP TIME
51		54.145
15	3.585	54.005
8	3.684	54.025
4	4.846	54.402
30	4.903	54.052
26	7.605	55.161
74	7.674	54.378
57	8.289	53.918
29	8.847	54.069
27	17.941	55.816
70	21.538	56.554
18	22.587	58.594
55	22.939	58.046
72	23.166	57.397
60	26.566	57.583
333	26.916	58.276
71	1 Lap	1:08.123
84	32.848	57.797
67	33.211	58.391
46	33.581	57.329

BMCRC - MRO Championships 2024 - Rnd 1 @ Brands Hatch Indy

DFDS Yamaha Past Masters

RACE 18 - POSITION CHART

No	Name	Lap							
		Pos	1	2	3	4	5	6	7
51	WHOLEY	1	51	51	51	51	51	51	51
4	HALIL	2	15	15	15	15	15	15	15
15	PERKINS	3	4	8	8	8	8	8	8
74	WHITBY	4	8	4	4	4	4	4	4
57	MOOK	5	74	26	26	26	30	30	30
29	CRIPPS	6	26	74	74	30	26	26	26
8	BALL	7	30	30	30	74	74	74	74
30	COOPER	8	57	57	57	29	57	57	57
26	LEE	9	29	29	29	57	29	29	29
72	HAMILTON	10	55	55	55	27	27	27	27
60	GOUGH	11	72	27	27	18	18	18	70
333	STUBBERFIELD	12	18	18	18	55	55	55	18
55	TOLAND	13	60	72	72	72	70	70	55
46	MARSHALL	14	333	333	333	70	72	72	72
73	TURNER	15	27	60	70	333	333	333	60
52	FLUX	16	70	70	60	60	60	60	333
18	PRENTICE	17	73	73	73	73	73	52	84
67	BAILEY	18	34	52	52	52	52	67	67
84	ELLISON	19	67	67	46	67	67	84	46
34	NIELD	20	52	34	67	84	84	73	52
100	STANLEY	21	46	46	84	46	46	46	73
69	ELLERAY	22	84	84	34	34	34	34	34
71	BICKERSTAFF	23	100	100	100	69	69	69	69
20	OSTERHOLZER	24	71	69	69	100	100	100	100
27	HAYWARD	25	69	71	71	71	71	71	
70	BURSCOUGH	26	20	20	20	20	20	20	

BMCRC - MRO Championships 2024 - Rnd 1 @ Brands Hatch Indy

DFDS Yamaha Past Masters

RACE 18 - SECTOR ANALYSIS



SECTOR 1 = FL to I1, SECTOR 2 = I1 to FL, DIFF = Difference To Personal Best Lap, P = Crossed Finish Line in Pit Lane, D = Time Disallowed

P1 51		Kevin WHOLEY		Yamaha TZR - Twistgrip Motorcycles			
IDEAL LAP TIME : 53.625		BEST LAP TIME : 53.858		DIFFERENCE : 0.233			
LAP	SECTOR 1	SECTOR 2	LAP TIME	MPH	DIFF	TIME OF DAY	
1 -		21.607	59.460	73.13	5.602	17:12:23.022	
2 -	32.587	21.605	54.192	80.24	0.334	17:13:17.214	
3 -	32.318	21.679	53.997	80.53	0.139	17:14:11.211	
4 -	32.038	21.820	53.858 (1)	80.74		17:15:05.069	
5 -	32.020	21.843	53.863 (2)	80.73	0.005	17:15:58.932	
6 -	32.244	21.714	53.958 (3)	80.59	0.100	17:16:52.890	
7 -	32.408	21.737	54.145	80.31	0.287	17:17:47.035	

P2 15		Billy PERKINS		Yamaha TZR 250 - Ashford tarmac / Barking mad about Animals			
IDEAL LAP TIME : 53.833		BEST LAP TIME : 54.005		DIFFERENCE : 0.172			
LAP	SECTOR 1	SECTOR 2	LAP TIME	MPH	DIFF	TIME OF DAY	
1 -		21.758	1:00.204	72.23	6.199	17:12:23.766	
2 -	32.881	21.964	54.845	79.28	0.840	17:13:18.611	
3 -	32.677	21.595	54.272 (2)	80.12	0.267	17:14:12.883	
4 -	32.476	21.936	54.412 (3)	79.91	0.407	17:15:07.295	
5 -	32.804	21.900	54.704	79.49	0.699	17:16:01.999	
6 -	32.875	21.741	54.616	79.62	0.611	17:16:56.615	
7 -	32.238	21.767	54.005 (1)	80.52		17:17:50.620	

P3 8		David BALL		Yamaha TZR250 - Gardiner Page and Roe pension consultants			
IDEAL LAP TIME : 53.850		BEST LAP TIME : 54.025		DIFFERENCE : 0.175			
LAP	SECTOR 1	SECTOR 2	LAP TIME	MPH	DIFF	TIME OF DAY	
1 -		21.884	1:00.759	71.57	6.734	17:12:24.321	
2 -	32.640	21.721	54.361 (3)	79.99	0.336	17:13:18.682	
3 -	32.733	21.699	54.432	79.89	0.407	17:14:13.114	
4 -	32.385	21.924	54.309 (2)	80.07	0.284	17:15:07.423	
5 -	32.824	21.847	54.671	79.54	0.646	17:16:02.094	
6 -	33.031	21.569	54.600	79.64	0.575	17:16:56.694	
7 -	32.281	21.744	54.025 (1)	80.49		17:17:50.719	

P4 4		Denis HALIL		Yamaha TZR250 - D & A AUTOS			
IDEAL LAP TIME : 54.301		BEST LAP TIME : 54.402		DIFFERENCE : 0.101			
LAP	SECTOR 1	SECTOR 2	LAP TIME	MPH	DIFF	TIME OF DAY	
1 -		21.970	1:00.679	71.66	6.277	17:12:24.241	
2 -	33.261	21.907	55.168	78.82	0.766	17:13:19.409	
3 -	32.684	21.950	54.634	79.59	0.232	17:14:14.043	
4 -	32.831	21.659	54.490 (3)	79.80	0.088	17:15:08.533	
5 -	32.919	21.617	54.536	79.73	0.134	17:16:03.069	
6 -	32.734	21.676	54.410 (2)	79.92	0.008	17:16:57.479	
7 -	32.695	21.707	54.402 (1)	79.93		17:17:51.881	

P5 30		Alan COOPER		Yamaha TZR250 - Twistgrip Motorcycles			
IDEAL LAP TIME : 54.052		BEST LAP TIME : 54.052		DIFFERENCE : 0.000			
LAP	SECTOR 1	SECTOR 2	LAP TIME	MPH	DIFF	TIME OF DAY	
1 -		22.278	1:01.889	70.26	7.837	17:12:25.451	
2 -	33.061	21.667	54.728	79.45	0.676	17:13:20.179	
3 -	33.160	21.642	54.802	79.35	0.750	17:14:14.981	
4 -	32.824	21.695	54.519	79.76	0.467	17:15:09.500	
5 -	32.630	21.567	54.197 (3)	80.23	0.145	17:16:03.697	
6 -	32.681	21.508	54.189 (2)	80.24	0.137	17:16:57.886	
7 -	32.609	21.443	54.052 (1)	80.45		17:17:51.938	

BMCRC - MRO Championships 2024 - Rnd 1 @ Brands Hatch Indy

DFDS Yamaha Past Masters

RACE 18 - SECTOR ANALYSIS



SECTOR 1 = FL to I1, SECTOR 2 = I1 to FL, DIFF = Difference To Personal Best Lap, P = Crossed Finish Line in Pit Lane, D = Time Disallowed

P6 26		Damian LEE		Yamaha TZR250 - Leed Autos			
IDEAL LAP TIME : 54.386		BEST LAP TIME : 54.501		DIFFERENCE : 0.115			
LAP	SECTOR 1	SECTOR 2	LAP TIME	MPH	DIFF	TIME OF DAY	
1 -		22.188	1:01.485	70.72	6.984	17:12:25.047	
2 -	32.621	21.880	54.501 (1)	79.78		17:13:19.548	
3 -	32.937	22.053	54.990	79.07	0.489	17:14:14.538	
4 -	32.879	21.765	54.644 (2)	79.58	0.143	17:15:09.182	
5 -	33.240	22.123	55.363	78.54	0.862	17:16:04.545	
6 -	32.789	22.145	54.934 (3)	79.16	0.433	17:16:59.479	
7 -	33.107	22.054	55.161	78.83	0.660	17:17:54.640	

P7 74		Paul WHITBY		Yamaha TZR 250 - Greybridge Ltd			
IDEAL LAP TIME : 54.317		BEST LAP TIME : 54.378		DIFFERENCE : 0.061			
LAP	SECTOR 1	SECTOR 2	LAP TIME	MPH	DIFF	TIME OF DAY	
1 -		22.063	1:01.132	71.13	6.754	17:12:24.694	
2 -	33.239	21.992	55.231	78.73	0.853	17:13:19.925	
3 -	33.113	21.760	54.873 (3)	79.24	0.495	17:14:14.798	
4 -	33.589	21.885	55.474	78.38	1.096	17:15:10.272	
5 -	32.828	21.988	54.816 (2)	79.33	0.438	17:16:05.088	
6 -	33.167	22.076	55.243	78.71	0.865	17:17:00.331	
7 -	32.557	21.821	54.378 (1)	79.96		17:17:54.709	

P8 57		Geoff MOOK		Yamaha TZR 250 -			
IDEAL LAP TIME : 53.918		BEST LAP TIME : 53.918		DIFFERENCE : 0.000			
LAP	SECTOR 1	SECTOR 2	LAP TIME	MPH	DIFF	TIME OF DAY	
1 -		22.366	1:02.209	69.90	8.291	17:12:25.771	
2 -	33.418	22.382	55.800	77.93	1.882	17:13:21.571	
3 -	32.918	22.412	55.330	78.59	1.412	17:14:16.901	
4 -	33.204	22.087	55.291	78.64	1.373	17:15:12.192	
5 -	32.588	22.138	54.726 (3)	79.46	0.808	17:16:06.918	
6 -	32.589	21.899	54.488 (2)	79.80	0.570	17:17:01.406	
7 -	32.152	21.766	53.918 (1)	80.65		17:17:55.324	

P9 29		Derek CRIPPS		Yamaha TZR - Team FBR			
IDEAL LAP TIME : 54.069		BEST LAP TIME : 54.069		DIFFERENCE : 0.000			
LAP	SECTOR 1	SECTOR 2	LAP TIME	MPH	DIFF	TIME OF DAY	
1 -		22.250	1:02.577	69.49	8.508	17:12:26.139	
2 -	33.416	22.196	55.612	78.19	1.543	17:13:21.751	
3 -	32.976	22.300	55.276	78.67	1.207	17:14:17.027	
4 -	32.780	22.290	55.070	78.96	1.001	17:15:12.097	
5 -	32.915	22.115	55.030 (3)	79.02	0.961	17:16:07.127	
6 -	32.573	22.113	54.686 (2)	79.51	0.617	17:17:01.813	
7 -	32.471	21.598	54.069 (1)	80.42		17:17:55.882	

P10 27		Richard HAYWARD		Yamaha TZR - BC vehicle repairs/ Snap on Tools			
IDEAL LAP TIME : 55.581		BEST LAP TIME : 55.816		DIFFERENCE : 0.235			
LAP	SECTOR 1	SECTOR 2	LAP TIME	MPH	DIFF	TIME OF DAY	
1 -		22.745	1:04.576	67.34	8.760	17:12:28.138	
2 -	33.454	22.538	55.992	77.66	0.176	17:13:24.130	
3 -	33.762	22.950	56.712	76.67	0.896	17:14:20.842	
4 -	33.757	22.134	55.891 (2)	77.80	0.075	17:15:16.733	
5 -	34.123	22.401	56.524	76.93	0.708	17:16:13.257	
6 -	33.563	22.340	55.903 (3)	77.78	0.087	17:17:09.160	
7 -	33.447	22.369	55.816 (1)	77.90		17:18:04.976	

BMCRC - MRO Championships 2024 - Rnd 1 @ Brands Hatch Indy

DFDS Yamaha Past Masters

RACE 18 - SECTOR ANALYSIS



SECTOR 1 = FL to I1, SECTOR 2 = I1 to FL, DIFF = Difference To Personal Best Lap, P = Crossed Finish Line in Pit Lane, D = Time Disallowed

P11 70		Andrew BURSCOUGH		Yamaha YPVS 350 - Mad biker designs/Martitanium			
IDEAL LAP TIME : 56.151		BEST LAP TIME : 56.218		DIFFERENCE : 0.067			
LAP	SECTOR 1	SECTOR 2	LAP TIME	MPH	DIFF	TIME OF DAY	
1 -		22.664	1:05.189	66.70	8.971	17:12:28.751	
2 -	34.235	22.802	57.037	76.24	0.819	17:13:25.788	
3 -	34.112	22.683	56.795	76.56	0.577	17:14:22.583	
4 -	33.962	22.797	56.759	76.61	0.541	17:15:19.342	
5 -	33.499	22.719	56.218 (1)	77.35		17:16:15.560	
6 -	33.800	22.659	56.459 (2)	77.02	0.241	17:17:12.019	
7 -	33.902	22.652	56.554 (3)	76.89	0.336	17:18:08.573	

P12 18		Marc PRENTICE		Yamaha TZR 250 -			
IDEAL LAP TIME : 56.414		BEST LAP TIME : 56.525		DIFFERENCE : 0.111			
LAP	SECTOR 1	SECTOR 2	LAP TIME	MPH	DIFF	TIME OF DAY	
1 -		22.963	1:03.849	68.10	7.324	17:12:27.411	
2 -	33.987	22.783	56.770 (3)	76.60	0.245	17:13:24.181	
3 -	33.828	22.993	56.821	76.53	0.296	17:14:21.002	
4 -	33.856	22.669	56.525 (1)	76.93		17:15:17.527	
5 -	34.155	22.688	56.843	76.50	0.318	17:16:14.370	
6 -	34.072	22.586	56.658 (2)	76.75	0.133	17:17:11.028	
7 -	35.041	23.553	58.594	74.21	2.069	17:18:09.622	

P13 55		Paul TOLAND		Yamaha TZR250 - Kippers keys			
IDEAL LAP TIME : 56.590		BEST LAP TIME : 56.590		DIFFERENCE : 0.000			
LAP	SECTOR 1	SECTOR 2	LAP TIME	MPH	DIFF	TIME OF DAY	
1 -		22.974	1:03.540	68.43	6.950	17:12:27.102	
2 -	33.910	22.680	56.590 (1)	76.84		17:13:23.692	
3 -	34.076	22.912	56.988 (3)	76.30	0.398	17:14:20.680	
4 -	34.586	22.727	57.313	75.87	0.723	17:15:17.993	
5 -	34.266	22.933	57.199	76.02	0.609	17:16:15.192	
6 -	33.949	22.787	56.736 (2)	76.64	0.146	17:17:11.928	
7 -	34.899	23.147	58.046	74.91	1.456	17:18:09.974	

P14 72 C		John HAMILTON		Yamaha TRZ250 - LW Racing			
IDEAL LAP TIME : 56.522		BEST LAP TIME : 56.881		DIFFERENCE : 0.359			
LAP	SECTOR 1	SECTOR 2	LAP TIME	MPH	DIFF	TIME OF DAY	
1 -		22.799	1:03.767	68.19	6.886	17:12:27.329	
2 -	33.962	22.919	56.881 (1)	76.45		17:13:24.210	
3 -	34.064	22.949	57.013 (2)	76.27	0.132	17:14:21.223	
4 -	34.396	22.705	57.101 (3)	76.15	0.220	17:15:18.324	
5 -	34.262	23.020	57.282	75.91	0.401	17:16:15.606	
6 -	34.638	22.560	57.198	76.02	0.317	17:17:12.804	
7 -	34.308	23.089	57.397	75.76	0.516	17:18:10.201	

P15 60 C		Danny GOUGH		Yamaha TZR 250 - G Force Motorcycles			
IDEAL LAP TIME : 56.755		BEST LAP TIME : 57.283		DIFFERENCE : 0.528			
LAP	SECTOR 1	SECTOR 2	LAP TIME	MPH	DIFF	TIME OF DAY	
1 -		22.665	1:03.875	68.07	6.592	17:12:27.437	
2 -	35.164	22.861	58.025	74.94	0.742	17:13:25.462	
3 -	35.170	22.538	57.708	75.35	0.425	17:14:23.170	
4 -	34.428	22.855	57.283 (1)	75.91		17:15:20.453	
5 -	34.259	23.972	58.231	74.67	0.948	17:16:18.684	
6 -	34.838	22.496	57.334 (2)	75.84	0.051	17:17:16.018	
7 -	34.697	22.886	57.583 (3)	75.51	0.300	17:18:13.601	

BMCRG - MRO Championships 2024 - Rnd 1 @ Brands Hatch Indy

DFDS Yamaha Past Masters

RACE 18 - SECTOR ANALYSIS



SECTOR 1 = FL to I1, SECTOR 2 = I1 to FL, DIFF = Difference To Personal Best Lap, P = Crossed Finish Line in Pit Lane, D = Time Disallowed

P16 333 C		Mark STUBBERFIELD		Yamaha TZR250 - Polished Concrete London		
IDEAL LAP TIME : 56.685		BEST LAP TIME : 57.021		DIFFERENCE : 0.336		
LAP	SECTOR 1	SECTOR 2	LAP TIME	MPH	DIFF	TIME OF DAY
1 -		22.971	1:04.305	67.62	7.284	17:12:27.867
2 -	34.784	22.519	57.303 (2)	75.88	0.282	17:13:25.170
3 -	34.435	22.586	57.021 (1)	76.26		17:14:22.191
4 -	35.007	22.954	57.961	75.02	0.940	17:15:20.152
5 -	34.166	23.941	58.107	74.83	1.086	17:16:18.259
6 -	34.876	22.540	57.416 (3)	75.73	0.395	17:17:15.675
7 -	35.307	22.969	58.276	74.62	1.255	17:18:13.951

P17 84 R		Bert ELLISON		Yamaha TZR250 - Ma n Pa Prentice		
IDEAL LAP TIME : 57.222		BEST LAP TIME : 57.769		DIFFERENCE : 0.547		
LAP	SECTOR 1	SECTOR 2	LAP TIME	MPH	DIFF	TIME OF DAY
1 -		23.646	1:07.905	64.03	10.136	17:12:31.467
2 -	35.578	23.274	58.852	73.89	1.083	17:13:30.319
3 -	35.077	22.881	57.958 (3)	75.03	0.189	17:14:28.277
4 -	35.166	22.829	57.995	74.98	0.226	17:15:26.272
5 -	34.692	23.353	58.045	74.91	0.276	17:16:24.317
6 -	35.239	22.530	57.769 (1)	75.27		17:17:22.086
7 -	35.023	22.774	57.797 (2)	75.23	0.028	17:18:19.883

P18 67 C		Mark BAILEY		Yamaha TZR - Elite Air conditioning Ltd. Hydroflow plumbing ltd		
IDEAL LAP TIME : 57.829		BEST LAP TIME : 57.879		DIFFERENCE : 0.050		
LAP	SECTOR 1	SECTOR 2	LAP TIME	MPH	DIFF	TIME OF DAY
1 -		23.794	1:06.922	64.97	9.043	17:12:30.484
2 -	35.584	23.149	58.733	74.04	0.854	17:13:29.217
3 -	35.259	23.284	58.543	74.28	0.664	17:14:27.760
4 -	35.256	23.018	58.274 (3)	74.62	0.395	17:15:26.034
5 -	34.955	22.987	57.942 (2)	75.05	0.063	17:16:23.976
6 -	34.873	23.006	57.879 (1)	75.13		17:17:21.855
7 -	35.435	22.956	58.391	74.47	0.512	17:18:20.246

P19 46 C		Kevin MARSHALL		Yamaha TZR250 - Stacey Processing		
IDEAL LAP TIME : 57.215		BEST LAP TIME : 57.329		DIFFERENCE : 0.114		
LAP	SECTOR 1	SECTOR 2	LAP TIME	MPH	DIFF	TIME OF DAY
1 -		23.522	1:07.280	64.63	9.951	17:12:30.842
2 -	35.548	23.531	59.079	73.60	1.750	17:13:29.921
3 -	34.547	23.125	57.672 (2)	75.40	0.343	17:14:27.593
4 -	35.821	23.640	59.461	73.13	2.132	17:15:27.054
5 -	34.297	23.653	57.950 (3)	75.04	0.621	17:16:25.004
6 -	34.946	23.337	58.283	74.61	0.954	17:17:23.287
7 -	34.411	22.918	57.329 (1)	75.85		17:18:20.616

P20 52 C		Andy FLUX		Yamaha TZR 250 - Mach 1 Automotive LTD		
IDEAL LAP TIME : 57.448		BEST LAP TIME : 57.448		DIFFERENCE : 0.000		
LAP	SECTOR 1	SECTOR 2	LAP TIME	MPH	DIFF	TIME OF DAY
1 -		23.620	1:07.037	64.86	9.589	17:12:30.599
2 -	35.293	22.989	58.282	74.61	0.834	17:13:28.881
3 -	34.510	22.938	57.448 (1)	75.69		17:14:26.329
4 -	34.778	23.375	58.153 (2)	74.77	0.705	17:15:24.482
5 -	35.430	23.440	58.870	73.86	1.422	17:16:23.352
6 -	35.129	23.105	58.234 (3)	74.67	0.786	17:17:21.586
7 -	36.148	23.155	59.303	73.32	1.855	17:18:20.889

BMCRC - MRO Championships 2024 - Rnd 1 @ Brands Hatch Indy

DFDS Yamaha Past Masters

RACE 18 - SECTOR ANALYSIS



SECTOR 1 = FL to I1, SECTOR 2 = I1 to FL, DIFF = Difference To Personal Best Lap, P = Crossed Finish Line in Pit Lane, D = Time Disallowed

P21 73 C		Colvin TURNER		Yamaha TZR250 -		
IDEAL LAP TIME : 58.024		BEST LAP TIME : 58.243		DIFFERENCE : 0.219		
LAP	SECTOR 1	SECTOR 2	LAP TIME	MPH	DIFF	TIME OF DAY
1 -		23.463	1:05.300	66.59	7.057	17:12:28.862
2 -	35.212	23.032	58.244 (2)	74.66	0.001	17:13:27.106
3 -	34.992	23.251	58.243 (1)	74.66		17:14:25.349
4 -	35.477	23.046	58.523	74.30	0.280	17:15:23.872
5 -	35.768	23.576	59.344	73.27	1.101	17:16:23.216
6 -	36.364	23.320	59.684	72.86	1.441	17:17:22.900
7 -	35.245	23.207	58.452 (3)	74.39	0.209	17:18:21.352

P22 34 R		Paul NIELD		Yamaha TZR250 -		
IDEAL LAP TIME : 57.802		BEST LAP TIME : 57.943		DIFFERENCE : 0.141		
LAP	SECTOR 1	SECTOR 2	LAP TIME	MPH	DIFF	TIME OF DAY
1 -		23.858	1:06.839	65.06	8.896	17:12:30.401
2 -	35.621	23.837	59.458	73.13	1.515	17:13:29.859
3 -	35.742	23.157	58.899	73.83	0.956	17:14:28.758
4 -	35.181	23.399	58.580 (3)	74.23	0.637	17:15:27.338
5 -	34.645	23.298	57.943 (1)	75.04		17:16:25.281
6 -	35.316	23.301	58.617	74.18	0.674	17:17:23.898
7 -	34.812	23.330	58.142 (2)	74.79	0.199	17:18:22.040

P23 69 C		Mark ELLERAY		Yamaha TZR250 - Abbot Solutions Ltd		
IDEAL LAP TIME : 1:00.617		BEST LAP TIME : 1:00.881		DIFFERENCE : 0.264		
LAP	SECTOR 1	SECTOR 2	LAP TIME	MPH	DIFF	TIME OF DAY
1 -		26.180	1:14.874	58.07	13.993	17:12:38.436
2 -	38.105	24.202	1:02.307	69.79	1.426	17:13:40.743
3 -	37.080	23.801	1:00.881 (1)	71.42		17:14:41.624
4 -	36.816	24.427	1:01.243 (2)	71.00	0.362	17:15:42.867
5 -	37.384	24.393	1:01.777	70.39	0.896	17:16:44.644
6 -	37.170	24.447	1:01.617 (3)	70.57	0.736	17:17:46.261
7 -	37.862	24.407	1:02.269	69.83	1.388	17:18:48.530

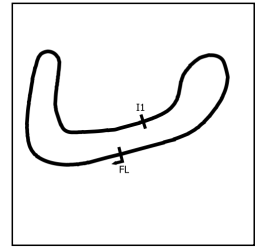
P24 100 C		Ian STANLEY		Yamaha TZR 250 - www.ypmrc.co.uk		
IDEAL LAP TIME : 1:01.231		BEST LAP TIME : 1:01.548		DIFFERENCE : 0.317		
LAP	SECTOR 1	SECTOR 2	LAP TIME	MPH	DIFF	TIME OF DAY
1 -		25.072	1:11.071	61.18	9.523	17:12:34.633
2 -	38.240	25.273	1:03.513	68.46	1.965	17:13:38.146
3 -	38.284	25.091	1:03.375	68.61	1.827	17:14:41.521
4 -	37.730	24.093	1:01.823 (2)	70.33	0.275	17:15:43.344
5 -	37.441	24.465	1:01.906 (3)	70.24	0.358	17:16:45.250
6 -	37.138	24.410	1:01.548 (1)	70.65		17:17:46.798
7 -	37.648	24.393	1:02.041	70.09	0.493	17:18:48.839

P25 71 C		Tess BICKERSTAFF		Yamaha TZR250 - Len Whalin		
IDEAL LAP TIME : 1:06.072		BEST LAP TIME : 1:06.243		DIFFERENCE : 0.171		
LAP	SECTOR 1	SECTOR 2	LAP TIME	MPH	DIFF	TIME OF DAY
1 -		26.032	1:14.419	58.43	8.176	17:12:37.981
2 -	40.040	26.203	1:06.243 (1)	65.64		17:13:44.224
3 -	41.105	26.678	1:07.783 (3)	64.15	1.540	17:14:52.007
4 -	41.227	26.449	1:07.676 (2)	64.25	1.433	17:15:59.683
5 -	42.523	26.873	1:09.396	62.66	3.153	17:17:09.079
6 -	41.629	26.494	1:08.123	63.83	1.880	17:18:17.202

BMCRC - MRO Championships 2024 - Rnd 1 @ Brands Hatch Indy

DFDS Yamaha Past Masters

RACE 18 - SECTOR ANALYSIS



SECTOR 1 = FL to I1, SECTOR 2 = I1 to FL, DIFF = Difference To Personal Best Lap, P = Crossed Finish Line in Pit Lane, D = Time Disallowed

P26 20 R		Sara Sophie OSTERHOLZER		Yamaha TZR 250 -		
IDEAL LAP TIME : 1:11.453		BEST LAP TIME : 1:11.626		DIFFERENCE : 0.173		
LAP	SECTOR 1	SECTOR 2	LAP TIME	MPH	DIFF	TIME OF DAY
1 -		28.421	1:19.255	54.86	7.629	17:12:42.817
2 -	44.754	28.177	1:12.931	59.62	1.305	17:13:55.748
3 -	44.472	28.283	1:12.755 (3)	59.77	1.129	17:15:08.503
4 -	44.181	27.980	1:12.161 (2)	60.26	0.535	17:16:20.664
5 -	44.499	28.678	1:13.177	59.42	1.551	17:17:33.841
6 -	44.354	27.272	1:11.626 (1)	60.71		17:18:45.467

BMCRC - MRO Championships 2024 - Rnd 1 @ Brands Hatch Indy

DFDS Yamaha Past Masters

RACE 18 - BEST SECTORS

SECTOR 1			SECTOR 2			IDEAL / BEST COMPARISON						
POS	NO	NAME	TIME	NO	NAME	TIME	POS	NO	NAME	IDEAL	BEST	DIFF
									PERFECT LAP	53.463		
1	51	WHOLEY	32.020	30	COOPER	21.443	1	51	WHOLEY	53.625	53.858	0.233
2	57	MOOK	32.152	8	BALL	21.569	2	15	PERKINS	53.833	54.005	0.172
3	15	PERKINS	32.238	15	PERKINS	21.595	3	8	BALL	53.850	54.025	0.175
4	8	BALL	32.281	29	CRIPPS	21.598	4	57	MOOK	53.918	53.918	0.000
5	29	CRIPPS	32.471	51	WHOLEY	21.605	5	30	COOPER	54.052	54.052	0.000
6	74	WHITBY	32.557	4	HALIL	21.617	6	29	CRIPPS	54.069	54.069	0.000
7	30	COOPER	32.609	74	WHITBY	21.760	7	4	HALIL	54.301	54.402	0.101
8	26	LEE	32.621	26	LEE	21.765	8	74	WHITBY	54.317	54.378	0.061
9	4	HALIL	32.684	57	MOOK	21.766	9	26	LEE	54.386	54.501	0.115
10	27	HAYWARD	33.447	27	HAYWARD	22.134	10	27	HAYWARD	55.581	55.816	0.235
11	70	BURSCOUGH	33.499	60	GOUGH	22.496	11	70	BURSCOUGH	56.151	56.218	0.067
12	18	PRENTICE	33.828	333	STUBBERFIELD	22.519	12	18	PRENTICE	56.414	56.525	0.111
13	55	TOLAND	33.910	84	ELLISON	22.530	13	72	HAMILTON	56.522	56.881	0.359
14	72	HAMILTON	33.962	72	HAMILTON	22.560	14	55	TOLAND	56.590	56.590	0.000
15	333	STUBBERFIELD	34.166	18	PRENTICE	22.586	15	333	STUBBERFIELD	56.685	57.021	0.336
16	60	GOUGH	34.259	70	BURSCOUGH	22.652	16	60	GOUGH	56.755	57.283	0.528
17	46	MARSHALL	34.297	55	TOLAND	22.680	17	46	MARSHALL	57.215	57.329	0.114
18	52	FLUX	34.510	46	MARSHALL	22.918	18	84	ELLISON	57.222	57.769	0.547
19	34	NIELD	34.645	52	FLUX	22.938	19	52	FLUX	57.448	57.448	0.000
20	84	ELLISON	34.692	67	BAILEY	22.956	20	34	NIELD	57.802	57.943	0.141
21	67	BAILEY	34.873	73	TURNER	23.032	21	67	BAILEY	57.829	57.879	0.050
22	73	TURNER	34.992	34	NIELD	23.157	22	73	TURNER	58.024	58.243	0.219
23	69	ELLERAY	36.816	69	ELLERAY	23.801	23	69	ELLERAY	1:00.617	1:00.881	0.264
24	100	STANLEY	37.138	100	STANLEY	24.093	24	100	STANLEY	1:01.231	1:01.548	0.317
25	71	BICKERSTAFF	40.040	71	BICKERSTAFF	26.032	25	71	BICKERSTAFF	1:06.072	1:06.243	0.171
26	20	OSTERHOLZER	44.181	20	OSTERHOLZER	27.272	26	20	OSTERHOLZER	1:11.453	1:11.626	0.173

BMCRC - MRO Championships 2024 - Rnd 1 @ Brands Hatch Indy

DFDS Yamaha Past Masters

RACE 18 - STATISTICS

Competitors Started 26
Planned Start 2024-03-16 @ 16:15:00.000
Actual Start 2024-03-16 @ 17:11:23.561
Finish Time 2024-03-16 @ 17:17:47.034
Track Length 1.2079mi.
Total Laps 180
Total Distance Covered 217.4302mi.

Session Fastest Lap History

NO	CL	NAME	LAP TIME	TIME OF DAY	LAP	VEHICLE
51		Kevin WHOLEY	54.192	17:13:17.240	2	Yamaha TZR
51		Kevin WHOLEY	53.997	17:14:11.237	3	Yamaha TZR
51		Kevin WHOLEY	53.858	17:15:05.095	4	Yamaha TZR

Session Leader History

NO	CL	NAME	FROM LAP	LAPS LED	DISTANCE	VEHICLE
51		Kevin WHOLEY	1	7	8.45 miles	Yamaha TZR

Flag History

TYPE	TIME OF DAY
GREEN	17:11:23.561
FINISH	17:17:47.034

Flag Statistics

TYPE	COUNT	TOTAL LAPS	TOTAL TIME
Green	1	7	7:31.385
Red	0	0	0.000
Safety Car	0	0	0.000
FCY	0	0	0.000

BMCRC - MRO Championships 2024 - Rnd 1 @ Brands Hatch Indy

DFDS Yamaha Past Masters

RACE 18 - STATISTICS

CLASS :

13 Starters

Fastest Lap History

NO	NAME	LAP TIME	TIME OF DAY	LAP	VEHICLE
51	Kevin WHOLEY	54.192	17:13:17.240	2	Yamaha TZR
51	Kevin WHOLEY	53.997	17:14:11.237	3	Yamaha TZR
51	Kevin WHOLEY	53.858	17:15:05.095	4	Yamaha TZR

Leader History

NO	NAME	FROM LAP	LAPS LED	DISTANCE	VEHICLE
51	Kevin WHOLEY	1	7	8.45 miles	Yamaha TZR

BMCRC - MRO Championships 2024 - Rnd 1 @ Brands Hatch Indy

DFDS Yamaha Past Masters

RACE 18 - STATISTICS

CLASS : C

10 Starters

Fastest Lap History

NO	NAME	LAP TIME	TIME OF DAY	LAP	VEHICLE
72	John HAMILTON	56.881	17:13:24.203	2	Yamaha TRZ250

Leader History

NO	NAME	FROM LAP	LAPS LED	DISTANCE	VEHICLE
72	John HAMILTON	1	7	8.45 miles	Yamaha TRZ250

BMCRC - MRO Championships 2024 - Rnd 1 @ Brands Hatch Indy

DFDS Yamaha Past Masters

RACE 18 - STATISTICS

CLASS : R

3 Starters

Fastest Lap History

NO	NAME	LAP TIME	TIME OF DAY	LAP	VEHICLE
34	Paul NIELD	59.458	17:13:29.876	2	Yamaha TZR250
84	Bert ELLISON	58.852	17:13:30.346	2	Yamaha TZR250
84	Bert ELLISON	57.958	17:14:28.304	3	Yamaha TZR250
34	Paul NIELD	57.943	17:16:25.296	5	Yamaha TZR250
84	Bert ELLISON	57.769	17:17:22.113	6	Yamaha TZR250

Leader History

NO	NAME	FROM LAP	LAPS LED	DISTANCE	VEHICLE
34	Paul NIELD	1	2	2.41 miles	Yamaha TZR250
84	Bert ELLISON	3	5	6.03 miles	Yamaha TZR250

BMCRC - MRO Championships 2024 - Rnd 1 @ Brands Hatch Indy


DFDS Yamaha Past Masters

RACE 7 - GRID (12 Laps)

ROW 9	27	86	Alan WOOD	1:11.626	26	20	Sara Sophie OSTERHOLZER	1:06.243	25	71	Tess BICKERSTAFF
ROW 8	24	100	Ian STANLEY	1:01.548	23	69	Mark ELLERAY	1:00.881	22	73	Colvin TURNER
ROW 7	21	34	Paul NIELD	57.943	20	67	Mark BAILEY	57.879	19	84	Bert ELLISON
ROW 6	18	52	Andy FLUX	57.448	17	46	Kevin MARSHALL	57.329	16	60	Danny GOUGH
ROW 5	15	333	Mark STUBBERFIELD	57.021	14	72	John HAMILTON	56.881	13	55	Paul TOLAND
ROW 4	12	18	Marc PRENTICE	56.525	11	70	Andrew BURSCOUGH	56.218	10	27	Richard HAYWARD
ROW 3	9	26	Damian LEE	54.501	8	4	Denis HALIL	54.402	7	74	Paul WHITBY
ROW 2	6	29	Derek CRIPPS	54.069	5	30	Alan COOPER	54.052	4	8	David BALL
ROW 1	3	15	Billy PERKINS	54.005	2	57	Geoff MOOK	53.918	1	51	Kevin WHOLEY
Pole											

These results are provisional until the conclusion of any judicial and technical matters.

Brands Hatch Indy: 1.2079 miles

Clerk Of Course:	Stewards:	Timekeeper:	<i>Craig Smith</i>	
------------------	-----------	-------------	--------------------	---

Results can be found at www.tsl-timing.com

Printed - 17:20 Saturday, 16 March 2024



BMCRC - MRO Championships 2024 - Rnd 1 @ Brands Hatch Indy

DFDS Yamaha Past Masters

RACE 8 - CLASSIFICATION

Race Distance: 5 Laps / 6.03 miles



POS	NO	CL	PIC	NAME	ENTRY	LAPS	TIME	GAP	DIFF	MPH	BEST	ON	GRD	↑↓
1	51		1	Kevin WHOLEY	Yamaha TZR - Twistgrip Motorcycles	5	5:00.847			72.27	58.396	5	1	0
2	15		2	Billy PERKINS	Yamaha TZR 250 - Ashford tarmac / Barking mad about Anin	5	5:01.308	0.461	0.461	72.16	58.969	5	3	1
3	30		3	Alan COOPER	Yamaha TZR250 - Twistgrip Motorcycles	5	5:01.470	0.623	0.162	72.12	58.286	5	5	2
4	8		4	David BALL	Yamaha TZR250 - Gardiner Page and Roe pension consulte	5	5:02.882	2.035	1.412	71.78	58.964	4	4	0
5	4		5	Denis HALIL	Yamaha TZR250 - D & A AUTOS	5	5:06.422	5.575	3.540	70.95	59.296	5	8	3
6	27		6	Richard HAYWARD	Yamaha TZR - BC vehicle repairs/ Snap on Tools	5	5:06.464	5.617	0.042	70.94	59.521	5	10	4
7	57		7	Geoff MOOK	Yamaha TZR 250 -	5	5:06.520	5.673	0.056	70.93	59.921	4	2	-5
8	55		8	Paul TOLAND	Yamaha TZR250 - Kippers keys	5	5:07.219	6.372	0.699	70.77	59.933	3	13	5
9	52	C	1	Andy FLUX	Yamaha TZR 250 - Mach 1 Automotive LTD	5	5:13.961	13.114	6.742	69.25	1:01.011	3	18	9
10	18		9	Marc PRENTICE	Yamaha TZR 250 -	5	5:24.394	23.547	10.433	67.02	1:03.532	2	12	2
11	60	C	2	Danny GOUGH	Yamaha TZR 250 - G Force Motorcycles	5	5:24.630	23.783	0.236	66.97	1:02.999	5	16	5
12	333	C	3	Mark STUBBERFIELD	Yamaha TZR250 - Polished Concrete London	5	5:24.649	23.802	0.019	66.97	1:03.204	3	15	3
13	26		10	Damian LEE	Yamaha TZR250 - Leed Autos	5	5:25.122	24.275	0.473	66.87	1:03.521	5	9	-4
14	34	R	1	Paul NIELD	Yamaha TZR250 -	5	5:38.352	37.505	13.230	64.26	1:05.239	4	21	7
15	100	C	4	Ian STANLEY	Yamaha TZR 250 - www.ypmrc.co.uk	5	5:42.841	41.994	4.489	63.41	1:05.890	5	24	9
16	20	R	2	Sara Sophie OSTERHOLZER	Yamaha TZR 250 -	5	5:43.126	42.279	0.285	63.36	1:06.257	5	26	10
17	67	C	5	Mark BAILEY	Yamaha TZR - Elite Air conditioning Ltd. Hydroflow plumbing	5	5:50.844	49.997	7.718	61.97	1:07.614	2	20	3
18	73	C	6	Colvin TURNER	Yamaha TZR250 -	5	5:55.419	54.572	4.575	61.17	1:09.053	4	22	4

NOT CLASSIFIED

DNF	72	C		John HAMILTON	Yamaha TRZ250 - LW Racing	0								14
DNF	46	C		Kevin MARSHALL	Yamaha TZR250 - Stacey Processing	0								17

FASTEST LAP

30				Alan COOPER	Yamaha TZR250 - Twistgrip Motorcycles	5	58.286			74.60 mph	120.06 kph			
52	C			Andy FLUX	Yamaha TZR 250 - Mach 1 Automotive LTD	3	1:01.011			71.27 mph	114.70 kph			
34	R			Paul NIELD	Yamaha TZR250 -	4	1:05.239			66.65 mph	107.27 kph			

Comments:

Class - 92.5% of Race Speed = 66.84 mph
 Class C - 92.5% of Race Speed = 64.05 mph
 Class R - 92.5% of Race Speed = 59.44 mph

Weather / Track : Cloudy / Wet

These results are provisional until the conclusion of any judicial and technical matters.

Date: 17/03/2024 Start: 12:24 Finish: 12:29

Brands Hatch Indy: 1.2079 miles

Clerk Of Course:	Stewards:	Timekeeper:	<i>Craig Smith</i>	
------------------	-----------	-------------	--------------------	--

Results can be found at www.tsl-timing.com

Printed - 12:33 Sunday, 17 March 2024



BMCRC - MRO Championships 2024 - Rnd 1 @ Brands Hatch Indy

DFDS Yamaha Past Masters

RACE 8 - LAP CHART

LAP 1 @ 12:25:27.379			LAP 4 @ 12:28:25.600		
NO	BEHIND	LAP TIME	NO	BEHIND	LAP TIME
15		1:04.118	15		59.080
51	0.287	1:04.405	51	0.112	59.137
8	0.990	1:05.108	30	0.845	58.380
57	1.494	1:05.612	8	1.357	58.964
55	1.887	1:06.005	57	4.188	59.921
27	2.077	1:06.195	27	4.604	59.928
30	2.354	1:06.472	55	4.689	1:00.433
4	2.401	1:06.519	4	4.787	59.958
18	4.772	1:08.890	52	10.377	1:01.295
52	5.082	1:09.200	18	18.166	1:03.655
26	5.938	1:10.056	333	18.416	1:03.270
333	6.748	1:10.866	26	19.262	1:03.608
60	6.837	1:10.955	60	19.292	1:03.342
20	10.559	1:14.677	34	29.837	1:05.239
34	10.738	1:14.856	20	34.530	1:08.475
67	11.244	1:15.362	100	34.612	1:06.756
100	13.163	1:17.281	67	38.466	1:09.328
73	13.321	1:17.439	73	43.187	1:09.053

LAP 2 @ 12:26:27.111			LAP 5 @ 12:29:24.108		
NO	BEHIND	LAP TIME	NO	BEHIND	LAP TIME
15		59.732	51		58.396
51	0.181	59.626	15	0.461	58.969
8	1.325	1:00.067	30	0.623	58.286
57	2.287	1:00.525	8	2.035	59.186
30	2.355	59.733	4	5.575	59.296
55	2.812	1:00.657	27	5.617	59.521
27	3.291	1:00.946	57	5.673	59.993
4	3.781	1:01.112	55	6.372	1:00.191
52	6.560	1:01.210	52	13.114	1:01.245
18	8.572	1:03.532	18	23.547	1:03.889
26	9.867	1:03.661	60	23.783	1:02.999
333	10.431	1:03.415	333	23.802	1:03.894
60	10.516	1:03.411	26	24.275	1:03.521
34	17.043	1:06.037	34	37.505	1:06.176
20	18.194	1:07.367	100	41.994	1:05.890
67	19.126	1:07.614	20	42.279	1:06.257
100	19.794	1:06.363	67	49.997	1:10.039
73	23.111	1:09.522	73	54.572	1:09.893

LAP 3 @ 12:27:26.520		
NO	BEHIND	LAP TIME
15		59.409
51	0.055	59.283
8	1.473	59.557
30	1.545	58.599
55	3.336	59.933
57	3.347	1:00.469
27	3.756	59.874
4	3.909	59.537
52	8.162	1:01.011
18	13.591	1:04.428
333	14.226	1:03.204
26	14.734	1:04.276
60	15.030	1:03.923
34	23.678	1:06.044
20	25.135	1:06.350
100	26.936	1:06.551
67	28.218	1:08.501
73	33.214	1:09.512

Weather / Track : Cloudy / Wet

Results can be found at www.tsl-timing.com

Brands Hatch Indy: 1.2079 miles
Date: 17/03/2024 Start: 12:24 Finish: 12:29

Printed - 12:32 Sunday, 17 March 2024

BMCRC - MRO Championships 2024 - Rnd 1 @ Brands Hatch Indy

DFDS Yamaha Past Masters

RACE 8 - POSITION CHART

No	Name	Lap Pos	Lap				
			1	2	3	4	5
51	WHOLEY	1	15	15	15	15	51
57	MOOK	2	51	51	51	51	15
15	PERKINS	3	8	8	8	30	30
8	BALL	4	57	57	30	8	8
30	COOPER	5	55	30	55	57	4
4	HALIL	6	27	55	57	27	27
26	LEE	7	30	27	27	55	57
27	HAYWARD	8	4	4	4	4	55
18	PRENTICE	9	18	52	52	52	52
55	TOLAND	10	52	18	18	18	18
72	HAMILTON	11	26	26	333	333	60
333	STUBBERFIELD	12	333	333	26	26	333
60	GOUGH	13	60	60	60	60	26
46	MARSHALL	14	20	34	34	34	34
52	FLUX	15	34	20	20	20	100
67	BAILEY	16	67	67	100	100	20
34	NIELD	17	100	100	67	67	67
73	TURNER	18	73	73	73	73	73
100	STANLEY	19					
20	OSTERHOLZER	20					

BMCRC - MRO Championships 2024 - Rnd 1 @ Brands Hatch Indy

DFDS Yamaha Past Masters

RACE 8 - SECTOR ANALYSIS



SECTOR 1 = FL to I1, SECTOR 2 = I1 to FL, DIFF = Difference To Personal Best Lap, P = Crossed Finish Line in Pit Lane, D = Time Disallowed

P1 51		Kevin WHOLEY		Yamaha TZR - Twistgrip Motorcycles			
IDEAL LAP TIME : 58.396		BEST LAP TIME : 58.396		DIFFERENCE : 0.000			
LAP	SECTOR 1	SECTOR 2	LAP TIME	MPH	DIFF	TIME OF DAY	
1 -		23.737	1:04.405	67.51	6.009	12:25:27.666	
2 -	35.645	23.981	59.626	72.93	1.230	12:26:27.292	
3 -	35.490	23.793	59.283 (3)	73.35	0.887	12:27:26.575	
4 -	35.413	23.724	59.137 (2)	73.53	0.741	12:28:25.712	
5 -	35.062	23.334	58.396 (1)	74.46		12:29:24.108	

P2 15		Billy PERKINS		Yamaha TZR 250 - Ashford tarmac / Barking mad about Animals			
IDEAL LAP TIME : 58.969		BEST LAP TIME : 58.969		DIFFERENCE : 0.000			
LAP	SECTOR 1	SECTOR 2	LAP TIME	MPH	DIFF	TIME OF DAY	
1 -		23.772	1:04.118	67.82	5.149	12:25:27.379	
2 -	35.697	24.035	59.732	72.80	0.763	12:26:27.111	
3 -	35.408	24.001	59.409 (3)	73.19	0.440	12:27:26.520	
4 -	35.314	23.766	59.080 (2)	73.60	0.111	12:28:25.600	
5 -	35.248	23.721	58.969 (1)	73.74		12:29:24.569	

P3 30		Alan COOPER		Yamaha TZR250 - Twistgrip Motorcycles			
IDEAL LAP TIME : 58.188		BEST LAP TIME : 58.286		DIFFERENCE : 0.098			
LAP	SECTOR 1	SECTOR 2	LAP TIME	MPH	DIFF	TIME OF DAY	
1 -		23.855	1:06.472	65.41	8.186	12:25:29.733	
2 -	35.570	24.163	59.733	72.80	1.447	12:26:29.466	
3 -	34.992	23.607	58.599 (3)	74.20	0.313	12:27:28.065	
4 -	35.093	23.287	58.380 (2)	74.48	0.094	12:28:26.445	
5 -	34.901	23.385	58.286 (1)	74.60		12:29:24.731	

P4 8		David BALL		Yamaha TZR250 - Gardiner Page and Roe pension consultants			
IDEAL LAP TIME : 58.452		BEST LAP TIME : 58.964		DIFFERENCE : 0.512			
LAP	SECTOR 1	SECTOR 2	LAP TIME	MPH	DIFF	TIME OF DAY	
1 -		23.958	1:05.108	66.78	6.144	12:25:28.369	
2 -	36.169	23.898	1:00.067	72.39	1.103	12:26:28.436	
3 -	35.731	23.826	59.557 (3)	73.01	0.593	12:27:27.993	
4 -	35.543	23.421	58.964 (1)	73.75		12:28:26.957	
5 -	35.031	24.155	59.186 (2)	73.47	0.222	12:29:26.143	

P5 4		Denis HALIL		Yamaha TZR250 - D & A AUTOS			
IDEAL LAP TIME : 59.296		BEST LAP TIME : 59.296		DIFFERENCE : 0.000			
LAP	SECTOR 1	SECTOR 2	LAP TIME	MPH	DIFF	TIME OF DAY	
1 -		24.215	1:06.519	65.37	7.223	12:25:29.780	
2 -	36.651	24.461	1:01.112	71.15	1.816	12:26:30.892	
3 -	35.711	23.826	59.537 (2)	73.04	0.241	12:27:30.429	
4 -	36.154	23.804	59.958 (3)	72.52	0.662	12:28:30.387	
5 -	35.645	23.651	59.296 (1)	73.33		12:29:29.683	

P6 27		Richard HAYWARD		Yamaha TZR - BC vehicle repairs/ Snap on Tools			
IDEAL LAP TIME : 59.372		BEST LAP TIME : 59.521		DIFFERENCE : 0.149			
LAP	SECTOR 1	SECTOR 2	LAP TIME	MPH	DIFF	TIME OF DAY	
1 -		24.085	1:06.195	65.69	6.674	12:25:29.456	
2 -	36.434	24.512	1:00.946	71.35	1.425	12:26:30.402	
3 -	35.834	24.040	59.874 (2)	72.62	0.353	12:27:30.276	
4 -	36.083	23.845	59.928 (3)	72.56	0.407	12:28:30.204	
5 -	35.527	23.994	59.521 (1)	73.05		12:29:29.725	

BMCRC - MRO Championships 2024 - Rnd 1 @ Brands Hatch Indy

DFDS Yamaha Past Masters

RACE 8 - SECTOR ANALYSIS



SECTOR 1 = FL to I1, SECTOR 2 = I1 to FL, DIFF = Difference To Personal Best Lap, P = Crossed Finish Line in Pit Lane, D = Time Disallowed

P7 57		Geoff MOOK		Yamaha TZR 250 -		
IDEAL LAP TIME : 59.871		BEST LAP TIME : 59.921		DIFFERENCE : 0.050		
LAP	SECTOR 1	SECTOR 2	LAP TIME	MPH	DIFF	TIME OF DAY
1 -		24.217	1:05.612	66.27	5.691	12:25:28.873
2 -	36.199	24.326	1:00.525	71.84	0.604	12:26:29.398
3 -	36.382	24.087	1:00.469 (3)	71.91	0.548	12:27:29.867
4 -	35.907	24.014	59.921 (1)	72.57		12:28:29.788
5 -	35.857	24.136	59.993 (2)	72.48	0.072	12:29:29.781

P8 55		Paul TOLAND		Yamaha TZR250 - Kippers keys		
IDEAL LAP TIME : 59.933		BEST LAP TIME : 59.933		DIFFERENCE : 0.000		
LAP	SECTOR 1	SECTOR 2	LAP TIME	MPH	DIFF	TIME OF DAY
1 -		24.216	1:06.005	65.88	6.072	12:25:29.266
2 -	36.352	24.305	1:00.657	71.69	0.724	12:26:29.923
3 -	36.040	23.893	59.933 (1)	72.55		12:27:29.856
4 -	36.356	24.077	1:00.433 (3)	71.95	0.500	12:28:30.289
5 -	36.161	24.030	1:00.191 (2)	72.24	0.258	12:29:30.480

P9 52 C		Andy FLUX		Yamaha TZR 250 - Mach 1 Automotive LTD		
IDEAL LAP TIME : 1:01.011		BEST LAP TIME : 1:01.011		DIFFERENCE : 0.000		
LAP	SECTOR 1	SECTOR 2	LAP TIME	MPH	DIFF	TIME OF DAY
1 -		24.840	1:09.200	62.84	8.189	12:25:32.461
2 -	36.650	24.560	1:01.210 (2)	71.04	0.199	12:26:33.671
3 -	36.638	24.373	1:01.011 (1)	71.27		12:27:34.682
4 -	36.837	24.458	1:01.295	70.94	0.284	12:28:35.977
5 -	36.782	24.463	1:01.245 (3)	71.00	0.234	12:29:37.222

P10 18		Marc PRENTICE		Yamaha TZR 250 -		
IDEAL LAP TIME : 1:03.081		BEST LAP TIME : 1:03.532		DIFFERENCE : 0.451		
LAP	SECTOR 1	SECTOR 2	LAP TIME	MPH	DIFF	TIME OF DAY
1 -		24.908	1:08.890	63.12	5.358	12:25:32.151
2 -	38.173	25.359	1:03.532 (1)	68.44		12:26:35.683
3 -	39.251	25.177	1:04.428	67.49	0.896	12:27:40.111
4 -	38.412	25.243	1:03.655 (2)	68.31	0.123	12:28:43.766
5 -	38.833	25.056	1:03.889 (3)	68.06	0.357	12:29:47.655

P11 60 C		Danny GOUGH		Yamaha TZR 250 - G Force Motorcycles		
IDEAL LAP TIME : 1:02.897		BEST LAP TIME : 1:02.999		DIFFERENCE : 0.102		
LAP	SECTOR 1	SECTOR 2	LAP TIME	MPH	DIFF	TIME OF DAY
1 -		25.566	1:10.955	61.28	7.956	12:25:34.216
2 -	38.600	24.811	1:03.411 (3)	68.57	0.412	12:26:37.627
3 -	38.130	25.793	1:03.923	68.02	0.924	12:27:41.550
4 -	38.328	25.014	1:03.342 (2)	68.65	0.343	12:28:44.892
5 -	38.086	24.913	1:02.999 (1)	69.02		12:29:47.891

P12 333 C		Mark STUBBERFIELD		Yamaha TZR250 - Polished Concrete London		
IDEAL LAP TIME : 1:02.871		BEST LAP TIME : 1:03.204		DIFFERENCE : 0.333		
LAP	SECTOR 1	SECTOR 2	LAP TIME	MPH	DIFF	TIME OF DAY
1 -		25.809	1:10.866	61.36	7.662	12:25:34.127
2 -	37.812	25.603	1:03.415 (3)	68.57	0.211	12:26:37.542
3 -	38.088	25.116	1:03.204 (1)	68.80		12:27:40.746
4 -	38.211	25.059	1:03.270 (2)	68.73	0.066	12:28:44.016
5 -	38.635	25.259	1:03.894	68.05	0.690	12:29:47.910

BMCRC - MRO Championships 2024 - Rnd 1 @ Brands Hatch Indy

DFDS Yamaha Past Masters

RACE 8 - SECTOR ANALYSIS



SECTOR 1 = FL to I1, SECTOR 2 = I1 to FL, DIFF = Difference To Personal Best Lap, P = Crossed Finish Line in Pit Lane, D = Time Disallowed

P13 26		Damian LEE		Yamaha TZR250 - Leed Autos			
IDEAL LAP TIME : 1:03.382		BEST LAP TIME : 1:03.521		DIFFERENCE : 0.139			
LAP	SECTOR 1	SECTOR 2	LAP TIME	MPH	DIFF	TIME OF DAY	
1 -		25.062	1:10.056	62.07	6.535	12:25:33.317	
2 -	38.320	25.341	1:03.661 (3)	68.30	0.140	12:26:36.978	
3 -	38.670	25.606	1:04.276	67.65	0.755	12:27:41.254	
4 -	38.423	25.185	1:03.608 (2)	68.36	0.087	12:28:44.862	
5 -	38.388	25.133	1:03.521 (1)	68.45		12:29:48.383	

P14 34 R		Paul NIELD		Yamaha TZR250 -			
IDEAL LAP TIME : 1:05.031		BEST LAP TIME : 1:05.239		DIFFERENCE : 0.208			
LAP	SECTOR 1	SECTOR 2	LAP TIME	MPH	DIFF	TIME OF DAY	
1 -		27.221	1:14.856	58.09	9.617	12:25:38.117	
2 -	39.429	26.608	1:06.037 (2)	65.85	0.798	12:26:44.154	
3 -	39.622	26.422	1:06.044 (3)	65.84	0.805	12:27:50.198	
4 -	38.609	26.630	1:05.239 (1)	66.65		12:28:55.437	
5 -	39.594	26.582	1:06.176	65.71	0.937	12:30:01.613	

P15 100 C		Ian STANLEY		Yamaha TZR 250 - www.ypmrc.co.uk			
IDEAL LAP TIME : 1:05.768		BEST LAP TIME : 1:05.890		DIFFERENCE : 0.122			
LAP	SECTOR 1	SECTOR 2	LAP TIME	MPH	DIFF	TIME OF DAY	
1 -		27.087	1:17.281	56.26	11.391	12:25:40.542	
2 -	39.255	27.108	1:06.363 (2)	65.52	0.473	12:26:46.905	
3 -	39.937	26.614	1:06.551 (3)	65.34	0.661	12:27:53.456	
4 -	39.828	26.928	1:06.756	65.14	0.866	12:29:00.212	
5 -	39.377	26.513	1:05.890 (1)	65.99		12:30:06.102	

P16 20 R		Sara Sophie OSTERHOLZER		Yamaha TZR 250 -			
IDEAL LAP TIME : 1:06.034		BEST LAP TIME : 1:06.257		DIFFERENCE : 0.223			
LAP	SECTOR 1	SECTOR 2	LAP TIME	MPH	DIFF	TIME OF DAY	
1 -		26.548	1:14.677	58.23	8.420	12:25:37.938	
2 -	40.780	26.587	1:07.367 (3)	64.55	1.110	12:26:45.305	
3 -	40.388	25.962	1:06.350 (2)	65.54	0.093	12:27:51.655	
4 -	41.734	26.741	1:08.475	63.50	2.218	12:29:00.130	
5 -	40.611	25.646	1:06.257 (1)	65.63		12:30:06.387	

P17 67 C		Mark BAILEY		Yamaha TZR - Elite Air conditioning Ltd. Hydroflow plumbing ltd			
IDEAL LAP TIME : 1:07.614		BEST LAP TIME : 1:07.614		DIFFERENCE : 0.000			
LAP	SECTOR 1	SECTOR 2	LAP TIME	MPH	DIFF	TIME OF DAY	
1 -		27.141	1:15.362	57.70	7.748	12:25:38.623	
2 -	40.888	26.726	1:07.614 (1)	64.31		12:26:46.237	
3 -	41.234	27.267	1:08.501 (2)	63.48	0.887	12:27:54.738	
4 -	42.102	27.226	1:09.328 (3)	62.72	1.714	12:29:04.066	
5 -	42.189	27.850	1:10.039	62.08	2.425	12:30:14.105	

P18 73 C		Colvin TURNER		Yamaha TZR250 -			
IDEAL LAP TIME : 1:08.646		BEST LAP TIME : 1:09.053		DIFFERENCE : 0.407			
LAP	SECTOR 1	SECTOR 2	LAP TIME	MPH	DIFF	TIME OF DAY	
1 -		27.921	1:17.439	56.15	8.386	12:25:40.700	
2 -	41.466	28.056	1:09.522 (3)	62.55	0.469	12:26:50.222	
3 -	41.769	27.743	1:09.512 (2)	62.55	0.459	12:27:59.734	
4 -	41.420	27.633	1:09.053 (1)	62.97		12:29:08.787	
5 -	42.667	27.226	1:09.893	62.21	0.840	12:30:18.680	

BMCRC - MRO Championships 2024 - Rnd 1 @ Brands Hatch Indy

DFDS Yamaha Past Masters

RACE 8 - BEST SECTORS

SECTOR 1			SECTOR 2			IDEAL / BEST COMPARISON						
POS	NO	NAME	TIME	NO	NAME	TIME	POS	NO	NAME	IDEAL	BEST	DIFF
									PERFECT LAP	58.188		
1	30	COOPER	34.901	30	COOPER	23.287	1	30	COOPER	58.188	58.286	0.098
2	8	BALL	35.031	51	WHOLEY	23.334	2	51	WHOLEY	58.396	58.396	0.000
3	51	WHOLEY	35.062	8	BALL	23.421	3	8	BALL	58.452	58.964	0.512
4	15	PERKINS	35.248	4	HALIL	23.651	4	15	PERKINS	58.969	58.969	0.000
5	27	HAYWARD	35.527	15	PERKINS	23.721	5	4	HALIL	59.296	59.296	0.000
6	4	HALIL	35.645	27	HAYWARD	23.845	6	27	HAYWARD	59.372	59.521	0.149
7	57	MOOK	35.857	55	TOLAND	23.893	7	57	MOOK	59.871	59.921	0.050
8	55	TOLAND	36.040	57	MOOK	24.014	8	55	TOLAND	59.933	59.933	0.000
9	52	FLUX	36.638	52	FLUX	24.373	9	52	FLUX	1:01.011	1:01.011	0.000
10	333	STUBBERFIELD	37.812	60	GOUGH	24.811	10	333	STUBBERFIELD	1:02.871	1:03.204	0.333
11	60	GOUGH	38.086	18	PRENTICE	24.908	11	60	GOUGH	1:02.897	1:02.999	0.102
12	18	PRENTICE	38.173	333	STUBBERFIELD	25.059	12	18	PRENTICE	1:03.081	1:03.532	0.451
13	26	LEE	38.320	26	LEE	25.062	13	26	LEE	1:03.382	1:03.521	0.139
14	34	NIELD	38.609	20	OSTERHOLZER	25.646	14	34	NIELD	1:05.031	1:05.239	0.208
15	100	STANLEY	39.255	34	NIELD	26.422	15	100	STANLEY	1:05.768	1:05.890	0.122
16	20	OSTERHOLZER	40.388	100	STANLEY	26.513	16	20	OSTERHOLZER	1:06.034	1:06.257	0.223
17	67	BAILEY	40.888	67	BAILEY	26.726	17	67	BAILEY	1:07.614	1:07.614	0.000
18	73	TURNER	41.420	73	TURNER	27.226	18	73	TURNER	1:08.646	1:09.053	0.407
19												
20												

BMCRC - MRO Championships 2024 - Rnd 1 @ Brands Hatch Indy

DFDS Yamaha Past Masters

RACE 8 - STATISTICS

Competitors Started 20
Planned Start 2024-03-17 @ 12:21:00.000
Actual Start 2024-03-17 @ 12:24:23.260
Finish Time 2024-03-17 @ 12:29:24.107
Track Length 1.2079mi.
Total Laps 90
Total Distance Covered 108.7151mi.

Session Fastest Lap History

NO	CL	NAME	LAP TIME	TIME OF DAY	LAP	VEHICLE
15		Billy PERKINS	59.732	12:26:27.128	2	Yamaha TZR 250
51		Kevin WHOLEY	59.626	12:26:27.318	2	Yamaha TZR
15		Billy PERKINS	59.409	12:27:26.536	3	Yamaha TZR 250
51		Kevin WHOLEY	59.283	12:27:26.575	3	Yamaha TZR
30		Alan COOPER	58.599	12:27:28.091	3	Yamaha TZR250
30		Alan COOPER	58.380	12:28:26.472	4	Yamaha TZR250
30		Alan COOPER	58.286	12:29:24.758	5	Yamaha TZR250

Session Leader History

NO	CL	NAME	FROM LAP	LAPS LED	DISTANCE	VEHICLE
15		Billy PERKINS	1	4	4.83 miles	Yamaha TZR 250
51		Kevin WHOLEY	5	1	1.20 miles	Yamaha TZR

Flag History

TYPE	TIME OF DAY
GREEN	12:24:23.260
FINISH	12:29:24.107

Flag Statistics

TYPE	COUNT	TOTAL LAPS	TOTAL TIME
Green	1	5	6:23.007
Red	0	0	0.000
Safety Car	0	0	0.000
FCY	0	0	0.000

BMCRC - MRO Championships 2024 - Rnd 1 @ Brands Hatch Indy

DFDS Yamaha Past Masters

RACE 8 - STATISTICS

CLASS :

10 Starters

Fastest Lap History

NO	NAME	LAP TIME	TIME OF DAY	LAP	VEHICLE
15	Billy PERKINS	59.732	12:26:27.128	2	Yamaha TZR 250
51	Kevin WHOLEY	59.626	12:26:27.318	2	Yamaha TZR
15	Billy PERKINS	59.409	12:27:26.536	3	Yamaha TZR 250
51	Kevin WHOLEY	59.283	12:27:26.575	3	Yamaha TZR
30	Alan COOPER	58.599	12:27:28.091	3	Yamaha TZR250
30	Alan COOPER	58.380	12:28:26.472	4	Yamaha TZR250
30	Alan COOPER	58.286	12:29:24.758	5	Yamaha TZR250

Leader History

NO	NAME	FROM LAP	LAPS LED	DISTANCE	VEHICLE
15	Billy PERKINS	1	4	4.83 miles	Yamaha TZR 250
51	Kevin WHOLEY	5	1	1.20 miles	Yamaha TZR

BMCRC - MRO Championships 2024 - Rnd 1 @ Brands Hatch Indy

DFDS Yamaha Past Masters

RACE 8 - STATISTICS

CLASS : C

8 Starters

Fastest Lap History

NO	NAME	LAP TIME	TIME OF DAY	LAP	VEHICLE
52	Andy FLUX	1:01.210	12:26:33.703	2	Yamaha TZR 250
52	Andy FLUX	1:01.011	12:27:34.714	3	Yamaha TZR 250

Leader History

NO	NAME	FROM LAP	LAPS LED	DISTANCE	VEHICLE
52	Andy FLUX	1	5	6.03 miles	Yamaha TZR 250

BMCRC - MRO Championships 2024 - Rnd 1 @ Brands Hatch Indy

DFDS Yamaha Past Masters

RACE 8 - STATISTICS

CLASS : R

2 Starters

Fastest Lap History

NO	NAME	LAP TIME	TIME OF DAY	LAP	VEHICLE
34	Paul NIELD	1:06.037	12:26:44.172	2	Yamaha TZR250
34	Paul NIELD	1:05.239	12:28:55.454	4	Yamaha TZR250

Leader History

NO	NAME	FROM LAP	LAPS LED	DISTANCE	VEHICLE
20	Sara Sophie OSTERHOLZER	1	1	1.20 miles	Yamaha TZR 250
34	Paul NIELD	2	4	4.83 miles	Yamaha TZR250

BMCRC - MRO Championships 2024 - Rnd 1 @ Brands Hatch Indy


DFDS Yamaha Past Masters

RACE 20 - GRID (10 Laps)

ROW 9	27	86	Alan WOOD	26	71	Tess BICKERSTAFF	25	69	Mark ELLERAY
ROW 8	24	84	Bert ELLISON	23	70	Andrew BURSCOUGH	22	74	Paul WHITBY
ROW 7	21	29	Derek CRIPPS	20	46	Kevin MARSHALL	19	72	John HAMILTON
ROW 6	18	73	Colvin TURNER	17	67	Mark BAILEY	16	20	Sara Sophie OSTERHOLZER
ROW 5	15	100	Ian STANLEY	14	34	Paul NIELD	13	18	Marc PRENTICE
ROW 4	12	26	Damian LEE	11	333	Mark STUBBERFIELD	10	60	Danny GOUGH
ROW 3	9	52	Andy FLUX	8	55	Paul TOLAND	7	57	Geoff MOOK
ROW 2	6	27	Richard HAYWARD	5	4	Denis HALIL	4	15	Billy PERKINS
ROW 1	3	8	David BALL	2	51	Kevin WHOLEY	1	30	Alan COOPER
Pole									

These results are provisional until the conclusion of any judicial and technical matters.

Brands Hatch Indy: 1.2079 miles

Clerk Of Course:	Stewards:	Timekeeper:	<i>Craig Smith</i>	
------------------	-----------	-------------	--------------------	---

Results can be found at www.tsl-timing.com

Printed - 12:35 Sunday, 17 March 2024



BMCRC - MRO Championships 2024 - Rnd 1 @ Brands Hatch Indy

DFDS Yamaha Past Masters

RACE 20 - CLASSIFICATION

Race Distance: 7 Laps / 8.45 miles

POS	NO	CL	PIC	NAME	ENTRY	LAPS	TIME	GAP	DIFF	MPH	BEST	ON	GRD	↑↓
1	51		1	Kevin WHOLEY	Yamaha TZR - Twistgrip Motorcycles	7	6:25.054			79.05	53.703	4	2	1
2	30		2	Alan COOPER	Yamaha TZR250 - Twistgrip Motorcycles	7	6:33.001	7.947	7.947	77.45	54.772	7	1	-1
3	27		3	Richard HAYWARD	Yamaha TZR - BC vehicle repairs/ Snap on Tools	7	6:33.077	8.023	0.076	77.44	54.671	7	6	3
4	15		4	Billy PERKINS	Yamaha TZR 250 - Ashford tarmac / Barking mad about Anin	7	6:33.142	8.088	0.065	77.42	54.577	7	4	0
5	8		5	David BALL	Yamaha TZR250 - Gardiner Page and Roe pension consulte	7	6:33.436	8.382	0.294	77.37	54.751	7	3	-2
6	4		6	Denis HALIL	Yamaha TZR250 - D & A AUTOS	7	6:33.893	8.839	0.457	77.28	55.010	4	5	-1
7	26		7	Damian LEE	Yamaha TZR250 - Leed Autos	7	6:35.446	10.392	1.553	76.97	55.305	5	12	5
8	74		8	Paul WHITBY	Yamaha TZR 250 - Greybridge Ltd	7	6:44.961	19.907	9.515	75.16	55.841	6	22	14
9	333	C	1	Mark STUBBERFIELD	Yamaha TZR250 - Polished Concrete London	7	6:47.479	22.425	2.518	74.70	56.543	7	11	2
10	29		9	Derek CRIPPS	Yamaha TZR - Team FBR	7	6:48.384	23.330	0.905	74.53	56.158	3	21	11
11	55		10	Paul TOLAND	Yamaha TZR250 - Kippers keys	7	6:48.439	23.385	0.055	74.52	56.784	6	8	-3
12	18		11	Marc PRENTICE	Yamaha TZR 250 -	7	6:48.446	23.392	0.007	74.52	56.949	6	13	1
13	72	C	2	John HAMILTON	Yamaha TRZ250 - LW Racing	7	6:48.749	23.695	0.303	74.47	56.862	2	19	6
14	60	C	3	Danny GOUGH	Yamaha TZR 250 - G Force Motorcycles	7	6:49.065	24.011	0.316	74.41	56.507	7	10	-4
15	73	C	4	Colvin TURNER	Yamaha TZR250 -	7	6:50.194	25.140	1.129	74.20	57.101	6	18	3
16	52	C	5	Andy FLUX	Yamaha TZR 250 - Mach 1 Automotive LTD	7	6:51.183	26.129	0.989	74.03	56.936	6	9	-7
17	46	C	6	Kevin MARSHALL	Yamaha TZR250 - Stacey Processing	7	6:51.605	26.551	0.422	73.95	56.877	7	20	3
18	34	R	1	Paul NIELD	Yamaha TZR250 -	7	7:04.157	39.103	12.552	71.76	59.194	7	14	-4
19	84	R	2	Bert ELLISON	Yamaha TZR250 - Ma n Pa Prentice	7	7:19.471	54.417	15.314	69.26	1:00.943	7	24	5
20	100	C	7	Ian STANLEY	Yamaha TZR 250 - www.ypmrc.co.uk	6	6:26.443	1 Lap	1 Lap	67.51	1:01.761	5	15	-5
21	20	R	3	Sara Sophie OSTERHOLZER	Yamaha TZR 250 -	6	6:45.191	1 Lap	18.748	64.39	1:05.236	5	16	-5
22	71	C	8	Tess BICKERSTAFF	Yamaha TZR250 - Len Whalin	6	6:45.623	1 Lap	0.432	64.32	1:04.804	6	26	4

NOT CLASSIFIED

DNF	67	C		Mark BAILEY	Yamaha TZR - Elite Air conditioning Ltd. Hydroflow plumbing	6	6:21.110	1 Lap		68.46	1:00.941	3	17	
-----	----	---	--	-------------	---	---	----------	-------	--	-------	----------	---	----	--

FASTEST LAP

51				Kevin WHOLEY	Yamaha TZR - Twistgrip Motorcycles	4	53.703			80.97 mph	130.31 kph			
60	C			Danny GOUGH	Yamaha TZR 250 - G Force Motorcycles	7	56.507			76.95 mph	123.85 kph			
34	R			Paul NIELD	Yamaha TZR250 -	7	59.194			73.46 mph	118.22 kph			

Comments:

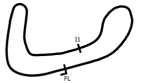
Class - 92.5% of Race Speed = 73.12 mph
 Class C - 92.5% of Race Speed = 69.09 mph
 Class R - 92.5% of Race Speed = 66.37 mph

Weather / Track : Cloudy / Dry

These results are provisional until the conclusion of any judicial and technical matters.

Date: 17/03/2024 Start: 16:25 Finish: 16:32

Brands Hatch Indy: 1.2079 miles

Clerk Of Course:	Stewards:	Timekeeper:	<i>Craig Smith</i>	
------------------	-----------	-------------	--------------------	---

Results can be found at www.tsl-timing.com

Printed - 16:37 Sunday, 17 March 2024

BMCRC - MRO Championships 2024 - Rnd 1 @ Brands Hatch Indy

DFDS Yamaha Past Masters

RACE 20 - LAP CHART

LAP 1 @ 16:26:43.270

NO	BEHIND	LAP TIME
51		1:00.664
8	0.280	1:00.944
15	0.644	1:01.308
30	0.724	1:01.388
27	1.050	1:01.714
26	1.392	1:02.056
4	1.485	1:02.149
55	3.247	1:03.911
60	3.659	1:04.323
18	3.794	1:04.458
52	4.449	1:05.113
73	4.697	1:05.361
72	4.784	1:05.448
333	4.854	1:05.518
74	4.924	1:05.588
46	5.894	1:06.558
29	6.298	1:06.962
34	6.746	1:07.410
67	7.574	1:08.238
84	10.079	1:10.743
20	13.665	1:14.329
100	13.870	1:14.534
71	14.203	1:14.867

LAP 2 @ 16:27:37.473

NO	BEHIND	LAP TIME
51		54.203
8	1.323	55.246
15	2.096	55.655
30	2.123	55.602
27	2.374	55.527
4	2.724	55.442
26	3.342	56.153
55	7.121	58.077
18	7.346	57.755
72	7.443	56.862
60	7.526	58.070
74	7.632	56.911
73	8.016	57.522
333	8.047	57.396
52	9.132	58.886
46	9.511	57.820
29	9.630	57.535
34	12.159	59.616
67	14.495	1:01.124
84	18.347	1:02.471
100	21.734	1:02.067
71	25.995	1:05.995
20	26.574	1:07.112

LAP 3 @ 16:28:31.234

NO	BEHIND	LAP TIME
51		53.761
8	3.227	55.665
30	3.302	54.940
15	3.622	55.287
27	3.718	55.105
4	4.100	55.137
26	5.108	55.527
55	10.682	57.322
74	10.944	57.073
72	11.046	57.364

18	11.106	57.521
333	11.442	57.156
73	11.473	57.218
60	11.788	58.023
29	12.027	56.158
52	13.276	57.905
46	13.930	58.180
34	18.231	59.833
67	21.675	1:00.941
84	25.609	1:01.023
100	30.280	1:02.307
71	38.178	1:05.944
20	38.690	1:05.877

LAP 4 @ 16:29:24.937

NO	BEHIND	LAP TIME
51		53.703
30	4.865	55.266
8	4.927	55.403
15	5.163	55.244
27	5.230	55.215
4	5.407	55.010
26	6.820	55.415
74	13.220	55.979
55	14.651	57.672
72	14.847	57.504
333	14.984	57.245
18	15.033	57.630
29	15.294	56.970
73	15.646	57.876
60	16.216	58.131
52	17.192	57.619
46	17.440	57.213
34	23.930	59.402
67	29.711	1:01.739
84	33.625	1:01.719
100	39.820	1:03.243
20	51.725	1:06.738
71	51.942	1:07.467

LAP 5 @ 16:30:18.712

NO	BEHIND	LAP TIME
51		53.775
30	6.531	55.441
8	6.769	55.617
27	7.177	55.722
15	7.222	55.834
4	7.328	55.696
26	8.350	55.305
74	15.515	56.070
55	18.167	57.291
333	18.284	57.075
18	18.314	57.056
72	18.526	57.454
29	18.635	57.116
60	19.142	56.701
73	19.244	57.373
52	21.022	57.605
46	21.119	57.454
34	29.368	59.213
67	37.882	1:01.946
84	41.110	1:01.260
100	47.806	1:01.761

LAP 6 @ 16:31:13.369

NO	BEHIND	LAP TIME
51		54.657
30	7.466	55.592
27	7.643	55.123
15	7.802	55.237
8	7.922	55.810
4	8.017	55.346
20	1 Lap	1:05.236
26	9.039	55.346
71	1 Lap	1:06.546
74	16.699	55.841
333	20.173	56.546
55	20.294	56.784
18	20.606	56.949
29	20.651	56.673
72	21.078	57.209
73	21.688	57.101
60	21.795	57.310
52	23.301	56.936
46	23.965	57.503
34	34.200	59.489
84	47.765	1:01.312
67	50.347	1:07.122

LAP 7 @ 16:32:07.660

NO	BEHIND	LAP TIME
51		54.291
100	1 Lap	1:02.531
30	7.947	54.772
27	8.023	54.671
15	8.088	54.577
8	8.382	54.751
4	8.839	55.113
26	10.392	55.644
74	19.907	57.499
20	1 Lap	1:05.899
71	1 Lap	1:04.804
333	22.425	56.543
29	23.330	56.970
55	23.385	57.382
18	23.392	57.077
72	23.695	56.908
60	24.011	56.507
73	25.140	57.743
52	26.129	57.119
46	26.551	56.877
34	39.103	59.194
84	54.417	1:00.943

BMCRC - MRO Championships 2024 - Rnd 1 @ Brands Hatch Indy

DFDS Yamaha Past Masters

RACE 20 - POSITION CHART

No	Name	Lap							
		Pos	1	2	3	4	5	6	7
30	COOPER	1	51	51	51	51	51	51	51
51	WHOLEY	2	8	8	8	30	30	30	30
8	BALL	3	15	15	30	8	8	27	27
15	PERKINS	4	30	30	15	15	27	15	15
4	HALIL	5	27	27	27	27	15	8	8
27	HAYWARD	6	26	4	4	4	4	4	4
55	TOLAND	7	4	26	26	26	26	26	26
52	FLUX	8	55	55	55	74	74	74	74
60	GOUGH	9	60	18	74	55	55	333	333
333	STUBBERFIELD	10	18	72	72	72	333	55	29
26	LEE	11	52	60	18	333	18	18	55
18	PRENTICE	12	73	74	333	18	72	29	18
34	NIELD	13	72	73	73	29	29	72	72
100	STANLEY	14	333	333	60	73	60	73	60
20	OSTERHOLZER	15	74	52	29	60	73	60	73
67	BAILEY	16	46	46	52	52	52	52	52
73	TURNER	17	29	29	46	46	46	46	46
72	HAMILTON	18	34	34	34	34	34	34	34
46	MARSHALL	19	67	67	67	67	67	84	84
29	CRIPPS	20	84	84	84	84	84	67	
74	WHITBY	21	20	100	100	100	100	100	
84	ELLISON	22	100	71	71	20	20	20	
71	BICKERSTAFF	23	71	20	20	71	71	71	

BMCRC - MRO Championships 2024 - Rnd 1 @ Brands Hatch Indy

DFDS Yamaha Past Masters

RACE 20 - SECTOR ANALYSIS



SECTOR 1 = FL to I1, SECTOR 2 = I1 to FL, DIFF = Difference To Personal Best Lap, P = Crossed Finish Line in Pit Lane, D = Time Disallowed

P1 51		Kevin WHOLEY		Yamaha TZR - Twistgrip Motorcycles			
IDEAL LAP TIME : 53.492		BEST LAP TIME : 53.703		DIFFERENCE : 0.211			
LAP	SECTOR 1	SECTOR 2	LAP TIME	MPH	DIFF	TIME OF DAY	
1 -		22.027	1:00.664	71.68	6.961	16:26:43.270	
2 -	32.514	21.689	54.203	80.22	0.500	16:27:37.473	
3 -	32.215	21.546	53.761 (2)	80.88	0.058	16:28:31.234	
4 -	32.091	21.612	53.703 (1)	80.97		16:29:24.937	
5 -	32.374	21.401	53.775 (3)	80.86	0.072	16:30:18.712	
6 -	33.201	21.456	54.657	79.56	0.954	16:31:13.369	
7 -	32.182	22.109	54.291	80.09	0.588	16:32:07.660	

P2 30		Alan COOPER		Yamaha TZR250 - Twistgrip Motorcycles			
IDEAL LAP TIME : 54.659		BEST LAP TIME : 54.772		DIFFERENCE : 0.113			
LAP	SECTOR 1	SECTOR 2	LAP TIME	MPH	DIFF	TIME OF DAY	
1 -		22.042	1:01.388	70.83	6.616	16:26:43.994	
2 -	33.683	21.919	55.602	78.20	0.830	16:27:39.596	
3 -	33.052	21.888	54.940 (2)	79.15	0.168	16:28:34.536	
4 -	33.403	21.863	55.266 (3)	78.68	0.494	16:29:29.802	
5 -	33.396	22.045	55.441	78.43	0.669	16:30:25.243	
6 -	33.157	22.435	55.592	78.22	0.820	16:31:20.835	
7 -	32.796	21.976	54.772 (1)	79.39		16:32:15.607	

P3 27		Richard HAYWARD		Yamaha TZR - BC vehicle repairs/ Snap on Tools			
IDEAL LAP TIME : 54.599		BEST LAP TIME : 54.671		DIFFERENCE : 0.072			
LAP	SECTOR 1	SECTOR 2	LAP TIME	MPH	DIFF	TIME OF DAY	
1 -		22.260	1:01.714	70.46	7.043	16:26:44.320	
2 -	33.584	21.943	55.527	78.31	0.856	16:27:39.847	
3 -	33.218	21.887	55.105 (2)	78.91	0.434	16:28:34.952	
4 -	33.252	21.963	55.215	78.75	0.544	16:29:30.167	
5 -	33.260	22.462	55.722	78.04	1.051	16:30:25.889	
6 -	32.726	22.397	55.123 (3)	78.88	0.452	16:31:21.012	
7 -	32.712	21.959	54.671 (1)	79.54		16:32:15.683	

P4 15		Billy PERKINS		Yamaha TZR 250 - Ashford tarmac / Barking mad about Animals			
IDEAL LAP TIME : 54.577		BEST LAP TIME : 54.577		DIFFERENCE : 0.000			
LAP	SECTOR 1	SECTOR 2	LAP TIME	MPH	DIFF	TIME OF DAY	
1 -		22.278	1:01.308	70.93	6.731	16:26:43.914	
2 -	33.492	22.163	55.655	78.13	1.078	16:27:39.569	
3 -	33.238	22.049	55.287	78.65	0.710	16:28:34.856	
4 -	33.237	22.007	55.244 (3)	78.71	0.667	16:29:30.100	
5 -	33.415	22.419	55.834	77.88	1.257	16:30:25.934	
6 -	32.923	22.314	55.237 (2)	78.72	0.660	16:31:21.171	
7 -	32.736	21.841	54.577 (1)	79.67		16:32:15.748	

P5 8		David BALL		Yamaha TZR250 - Gardiner Page and Roe pension consultants			
IDEAL LAP TIME : 54.751		BEST LAP TIME : 54.751		DIFFERENCE : 0.000			
LAP	SECTOR 1	SECTOR 2	LAP TIME	MPH	DIFF	TIME OF DAY	
1 -		22.444	1:00.944	71.35	6.193	16:26:43.550	
2 -	33.138	22.108	55.246 (2)	78.71	0.495	16:27:38.796	
3 -	33.511	22.154	55.665	78.12	0.914	16:28:34.461	
4 -	33.191	22.212	55.403 (3)	78.49	0.652	16:29:29.864	
5 -	33.456	22.161	55.617	78.18	0.866	16:30:25.481	
6 -	33.005	22.805	55.810	77.91	1.059	16:31:21.291	
7 -	32.805	21.946	54.751 (1)	79.42		16:32:16.042	

BMCRC - MRO Championships 2024 - Rnd 1 @ Brands Hatch Indy

DFDS Yamaha Past Masters

RACE 20 - SECTOR ANALYSIS



SECTOR 1 = FL to I1, SECTOR 2 = I1 to FL, DIFF = Difference To Personal Best Lap, P = Crossed Finish Line in Pit Lane, D = Time Disallowed

P6 4		Denis HALIL		Yamaha TZR250 - D & A AUTOS		
IDEAL LAP TIME : 54.892		BEST LAP TIME : 55.010		DIFFERENCE : 0.118		
LAP	SECTOR 1	SECTOR 2	LAP TIME	MPH	DIFF	TIME OF DAY
1 -		22.003	1:02.149	69.97	7.139	16:26:44.755
2 -	33.619	21.823	55.442	78.43	0.432	16:27:40.197
3 -	33.493	21.644	55.137 (3)	78.86	0.127	16:28:35.334
4 -	33.337	21.673	55.010 (1)	79.05		16:29:30.344
5 -	33.836	21.860	55.696	78.07	0.686	16:30:26.040
6 -	33.248	22.098	55.346	78.57	0.336	16:31:21.386
7 -	33.373	21.740	55.113 (2)	78.90	0.103	16:32:16.499

P7 26		Damian LEE		Yamaha TZR250 - Leed Autos		
IDEAL LAP TIME : 55.086		BEST LAP TIME : 55.305		DIFFERENCE : 0.219		
LAP	SECTOR 1	SECTOR 2	LAP TIME	MPH	DIFF	TIME OF DAY
1 -		22.065	1:02.056	70.07	6.751	16:26:44.662
2 -	33.921	22.232	56.153	77.44	0.848	16:27:40.815
3 -	33.353	22.174	55.527	78.31	0.222	16:28:36.342
4 -	33.243	22.172	55.415 (3)	78.47	0.110	16:29:31.757
5 -	33.236	22.069	55.305 (1)	78.62		16:30:27.062
6 -	33.021	22.325	55.346 (2)	78.57	0.041	16:31:22.408
7 -	33.398	22.246	55.644	78.15	0.339	16:32:18.052

P8 74		Paul WHITBY		Yamaha TZR 250 - Greybridge Ltd		
IDEAL LAP TIME : 55.841		BEST LAP TIME : 55.841		DIFFERENCE : 0.000		
LAP	SECTOR 1	SECTOR 2	LAP TIME	MPH	DIFF	TIME OF DAY
1 -		22.636	1:05.588	66.30	9.747	16:26:48.194
2 -	34.246	22.665	56.911	76.41	1.070	16:27:45.105
3 -	34.561	22.512	57.073	76.19	1.232	16:28:42.178
4 -	33.634	22.345	55.979 (2)	77.68	0.138	16:29:38.157
5 -	33.679	22.391	56.070 (3)	77.55	0.229	16:30:34.227
6 -	33.603	22.238	55.841 (1)	77.87		16:31:30.068
7 -	33.819	23.680	57.499	75.62	1.658	16:32:27.567

P9 333 C		Mark STUBBERFIELD		Yamaha TZR250 - Polished Concrete London		
IDEAL LAP TIME : 56.233		BEST LAP TIME : 56.543		DIFFERENCE : 0.310		
LAP	SECTOR 1	SECTOR 2	LAP TIME	MPH	DIFF	TIME OF DAY
1 -		23.138	1:05.518	66.37	8.975	16:26:48.124
2 -	34.773	22.623	57.396	75.76	0.853	16:27:45.520
3 -	34.760	22.396	57.156	76.08	0.613	16:28:42.676
4 -	34.515	22.730	57.245	75.96	0.702	16:29:39.921
5 -	34.383	22.692	57.075 (3)	76.19	0.532	16:30:36.996
6 -	33.837	22.709	56.546 (2)	76.90	0.003	16:31:33.542
7 -	34.135	22.408	56.543 (1)	76.90		16:32:30.085

P10 29		Derek CRIPPS		Yamaha TZR - Team FBR		
IDEAL LAP TIME : 56.158		BEST LAP TIME : 56.158		DIFFERENCE : 0.000		
LAP	SECTOR 1	SECTOR 2	LAP TIME	MPH	DIFF	TIME OF DAY
1 -		23.139	1:06.962	64.94	10.804	16:26:49.568
2 -	34.972	22.563	57.535	75.58	1.377	16:27:47.103
3 -	33.933	22.225	56.158 (1)	77.43		16:28:43.261
4 -	34.696	22.274	56.970 (3)	76.33	0.812	16:29:40.231
5 -	34.613	22.503	57.116	76.13	0.958	16:30:37.347
6 -	34.160	22.513	56.673 (2)	76.73	0.515	16:31:34.020
7 -	34.165	22.805	56.970 (3)	76.33	0.812	16:32:30.990

BMCRC - MRO Championships 2024 - Rnd 1 @ Brands Hatch Indy

DFDS Yamaha Past Masters

RACE 20 - SECTOR ANALYSIS



SECTOR 1 = FL to I1, SECTOR 2 = I1 to FL, DIFF = Difference To Personal Best Lap, P = Crossed Finish Line in Pit Lane, D = Time Disallowed

P11 55		Paul TOLAND		Yamaha TZR250 - Kippers keys			
IDEAL LAP TIME : 56.784		BEST LAP TIME : 56.784		DIFFERENCE : 0.000			
LAP	SECTOR 1	SECTOR 2	LAP TIME	MPH	DIFF	TIME OF DAY	
1 -		23.073	1:03.911	68.04	7.127	16:26:46.517	
2 -	35.004	23.073	58.077	74.87	1.293	16:27:44.594	
3 -	34.283	23.039	57.322 (3)	75.86	0.538	16:28:41.916	
4 -	34.719	22.953	57.672	75.40	0.888	16:29:39.588	
5 -	34.251	23.040	57.291 (2)	75.90	0.507	16:30:36.879	
6 -	33.892	22.892	56.784 (1)	76.58		16:31:33.663	
7 -	34.050	23.332	57.382	75.78	0.598	16:32:31.045	

P12 18		Marc PRENTICE		Yamaha TZR 250 -			
IDEAL LAP TIME : 56.677		BEST LAP TIME : 56.949		DIFFERENCE : 0.272			
LAP	SECTOR 1	SECTOR 2	LAP TIME	MPH	DIFF	TIME OF DAY	
1 -		23.050	1:04.458	67.46	7.509	16:26:47.064	
2 -	34.646	23.109	57.755	75.29	0.806	16:27:44.819	
3 -	34.514	23.007	57.521	75.60	0.572	16:28:42.340	
4 -	34.572	23.058	57.630	75.45	0.681	16:29:39.970	
5 -	34.110	22.946	57.056 (2)	76.21	0.107	16:30:37.026	
6 -	34.365	22.584	56.949 (1)	76.35		16:31:33.975	
7 -	34.093	22.984	57.077 (3)	76.18	0.128	16:32:31.052	

P13 72 C		John HAMILTON		Yamaha TRZ250 - LW Racing			
IDEAL LAP TIME : 56.862		BEST LAP TIME : 56.862		DIFFERENCE : 0.000			
LAP	SECTOR 1	SECTOR 2	LAP TIME	MPH	DIFF	TIME OF DAY	
1 -		22.841	1:05.448	66.44	8.586	16:26:48.054	
2 -	34.210	22.652	56.862 (1)	76.47		16:27:44.916	
3 -	34.572	22.792	57.364	75.80	0.502	16:28:42.280	
4 -	34.582	22.922	57.504	75.62	0.642	16:29:39.784	
5 -	34.530	22.924	57.454	75.68	0.592	16:30:37.238	
6 -	34.480	22.729	57.209 (3)	76.01	0.347	16:31:34.447	
7 -	34.226	22.682	56.908 (2)	76.41	0.046	16:32:31.355	

P14 60 C		Danny GOUGH		Yamaha TZR 250 - G Force Motorcycles			
IDEAL LAP TIME : 56.362		BEST LAP TIME : 56.507		DIFFERENCE : 0.145			
LAP	SECTOR 1	SECTOR 2	LAP TIME	MPH	DIFF	TIME OF DAY	
1 -		23.143	1:04.323	67.60	7.816	16:26:46.929	
2 -	35.189	22.881	58.070	74.88	1.563	16:27:44.999	
3 -	35.281	22.742	58.023	74.94	1.516	16:28:43.022	
4 -	35.652	22.479	58.131	74.80	1.624	16:29:41.153	
5 -	34.426	22.275	56.701 (2)	76.69	0.194	16:30:37.854	
6 -	34.663	22.647	57.310 (3)	75.87	0.803	16:31:35.164	
7 -	34.087	22.420	56.507 (1)	76.95		16:32:31.671	

P15 73 C		Colvin TURNER		Yamaha TZR250 -			
IDEAL LAP TIME : 56.715		BEST LAP TIME : 57.101		DIFFERENCE : 0.386			
LAP	SECTOR 1	SECTOR 2	LAP TIME	MPH	DIFF	TIME OF DAY	
1 -		23.264	1:05.361	66.53	8.260	16:26:47.967	
2 -	34.567	22.955	57.522	75.59	0.421	16:27:45.489	
3 -	34.464	22.754	57.218 (2)	76.00	0.117	16:28:42.707	
4 -	35.236	22.640	57.876	75.13	0.775	16:29:40.583	
5 -	34.673	22.700	57.373 (3)	75.79	0.272	16:30:37.956	
6 -	34.075	23.026	57.101 (1)	76.15		16:31:35.057	
7 -	34.107	23.636	57.743	75.30	0.642	16:32:32.800	

BMCRC - MRO Championships 2024 - Rnd 1 @ Brands Hatch Indy

DFDS Yamaha Past Masters

RACE 20 - SECTOR ANALYSIS



SECTOR 1 = FL to I1, SECTOR 2 = I1 to FL, DIFF = Difference To Personal Best Lap, P = Crossed Finish Line in Pit Lane, D = Time Disallowed

P16 52 C		Andy FLUX		Yamaha TZR 250 - Mach 1 Automotive LTD			
IDEAL LAP TIME : 56.936		BEST LAP TIME : 56.936		DIFFERENCE : 0.000			
LAP	SECTOR 1	SECTOR 2	LAP TIME	MPH	DIFF	TIME OF DAY	
1 -		23.264	1:05.113	66.78	8.177	16:26:47.719	
2 -	36.027	22.859	58.886	73.84	1.950	16:27:46.605	
3 -	35.080	22.825	57.905	75.09	0.969	16:28:44.510	
4 -	34.729	22.890	57.619	75.47	0.683	16:29:42.129	
5 -	34.644	22.961	57.605 (3)	75.49	0.669	16:30:39.734	
6 -	34.296	22.640	56.936 (1)	76.37		16:31:36.670	
7 -	34.353	22.766	57.119 (2)	76.13	0.183	16:32:33.789	

P17 46 C		Kevin MARSHALL		Yamaha TZR250 - Stacey Processing			
IDEAL LAP TIME : 56.649		BEST LAP TIME : 56.877		DIFFERENCE : 0.228			
LAP	SECTOR 1	SECTOR 2	LAP TIME	MPH	DIFF	TIME OF DAY	
1 -		23.693	1:06.558	65.33	9.681	16:26:49.164	
2 -	34.941	22.879	57.820	75.20	0.943	16:27:46.984	
3 -	35.129	23.051	58.180	74.74	1.303	16:28:45.164	
4 -	34.364	22.849	57.213 (2)	76.00	0.336	16:29:42.377	
5 -	34.646	22.808	57.454 (3)	75.68	0.577	16:30:39.831	
6 -	34.764	22.739	57.503	75.62	0.626	16:31:37.334	
7 -	33.910	22.967	56.877 (1)	76.45		16:32:34.211	

P18 34 R		Paul NIELD		Yamaha TZR250 -			
IDEAL LAP TIME : 59.072		BEST LAP TIME : 59.194		DIFFERENCE : 0.122			
LAP	SECTOR 1	SECTOR 2	LAP TIME	MPH	DIFF	TIME OF DAY	
1 -		24.211	1:07.410	64.50	8.216	16:26:50.016	
2 -	35.705	23.911	59.616	72.94	0.422	16:27:49.632	
3 -	35.617	24.216	59.833	72.67	0.639	16:28:49.465	
4 -	35.395	24.007	59.402 (3)	73.20	0.208	16:29:48.867	
5 -	35.320	23.893	59.213 (2)	73.44	0.019	16:30:48.080	
6 -	35.447	24.042	59.489	73.09	0.295	16:31:47.569	
7 -	35.442	23.752	59.194 (1)	73.46		16:32:46.763	

P19 84 R		Bert ELLISON		Yamaha TZR250 - Ma n Pa Prentice			
IDEAL LAP TIME : 1:00.749		BEST LAP TIME : 1:00.943		DIFFERENCE : 0.194			
LAP	SECTOR 1	SECTOR 2	LAP TIME	MPH	DIFF	TIME OF DAY	
1 -		24.996	1:10.743	61.47	9.800	16:26:53.349	
2 -	36.939	25.532	1:02.471	69.60	1.528	16:27:55.820	
3 -	36.676	24.347	1:01.023 (2)	71.26	0.080	16:28:56.843	
4 -	37.079	24.640	1:01.719	70.45	0.776	16:29:58.562	
5 -	36.457	24.803	1:01.260 (3)	70.98	0.317	16:30:59.822	
6 -	37.012	24.300	1:01.312	70.92	0.369	16:32:01.134	
7 -	36.449	24.494	1:00.943 (1)	71.35		16:33:02.077	

P20 100 C		Ian STANLEY		Yamaha TZR 250 - www.ypmrc.co.uk			
IDEAL LAP TIME : 1:01.761		BEST LAP TIME : 1:01.761		DIFFERENCE : 0.000			
LAP	SECTOR 1	SECTOR 2	LAP TIME	MPH	DIFF	TIME OF DAY	
1 -		26.321	1:14.534	58.34	12.773	16:26:57.140	
2 -	37.484	24.583	1:02.067 (2)	70.06	0.306	16:27:59.207	
3 -	37.310	24.997	1:02.307 (3)	69.79	0.546	16:29:01.514	
4 -	38.338	24.905	1:03.243	68.76	1.482	16:30:04.757	
5 -	37.230	24.531	1:01.761 (1)	70.41		16:31:06.518	
6 -	37.994	24.537	1:02.531	69.54	0.770	16:32:09.049	

BMCRC - MRO Championships 2024 - Rnd 1 @ Brands Hatch Indy

DFDS Yamaha Past Masters

RACE 20 - SECTOR ANALYSIS



SECTOR 1 = FL to I1, SECTOR 2 = I1 to FL, DIFF = Difference To Personal Best Lap, P = Crossed Finish Line in Pit Lane, D = Time Disallowed

P21 20 R		Sara Sophie OSTERHOLZER		Yamaha TZR 250 -			
IDEAL LAP TIME : 1:05.123		BEST LAP TIME : 1:05.236		DIFFERENCE : 0.113			
LAP	SECTOR 1	SECTOR 2	LAP TIME	MPH	DIFF	TIME OF DAY	
1 -		26.423	1:14.329	58.50	9.093	16:26:56.935	
2 -	41.173	25.939	1:07.112	64.79	1.876	16:28:04.047	
3 -	40.367	25.510	1:05.877 (2)	66.01	0.641	16:29:09.924	
4 -	40.648	26.090	1:06.738	65.15	1.502	16:30:16.662	
5 -	39.613	25.623	1:05.236 (1)	66.65		16:31:21.898	
6 -	40.054	25.845	1:05.899 (3)	65.98	0.663	16:32:27.797	

P22 71 C		Tess BICKERSTAFF		Yamaha TZR250 - Len Whalin			
IDEAL LAP TIME : 1:04.447		BEST LAP TIME : 1:04.804		DIFFERENCE : 0.357			
LAP	SECTOR 1	SECTOR 2	LAP TIME	MPH	DIFF	TIME OF DAY	
1 -		26.275	1:14.867	58.08	10.063	16:26:57.473	
2 -	40.584	25.411	1:05.995 (3)	65.89	1.191	16:28:03.468	
3 -	40.029	25.915	1:05.944 (2)	65.94	1.140	16:29:09.412	
4 -	40.540	26.927	1:07.467	64.45	2.663	16:30:16.879	
5 -	40.388	26.158	1:06.546	65.34	1.742	16:31:23.425	
6 -	39.036	25.768	1:04.804 (1)	67.10		16:32:28.229	

P23 67 C		Mark BAILEY		Yamaha TZR - Elite Air conditioning Ltd. Hydroflow plumbing ltd			
IDEAL LAP TIME : 1:00.749		BEST LAP TIME : 1:00.941		DIFFERENCE : 0.192			
LAP	SECTOR 1	SECTOR 2	LAP TIME	MPH	DIFF	TIME OF DAY	
1 -		23.954	1:08.238	63.72	7.297	16:26:50.844	
2 -	36.967	24.157	1:01.124 (2)	71.14	0.183	16:27:51.968	
3 -	36.795	24.146	1:00.941 (1)	71.35		16:28:52.909	
4 -	37.058	24.681	1:01.739 (3)	70.43	0.798	16:29:54.648	
5 -	37.354	24.592	1:01.946	70.19	1.005	16:30:56.594	
6 -	40.382	26.740	1:07.122	64.78	6.181	16:32:03.716	

BMCRC - MRO Championships 2024 - Rnd 1 @ Brands Hatch Indy

DFDS Yamaha Past Masters

RACE 20 - BEST SECTORS

SECTOR 1			SECTOR 2			IDEAL / BEST COMPARISON						
POS	NO	NAME	TIME	NO	NAME	TIME	POS	NO	NAME	IDEAL	BEST	DIFF
									PERFECT LAP	53.492		
1	51	WHOLEY	32.091	51	WHOLEY	21.401	1	51	WHOLEY	53.492	53.703	0.211
2	27	HAYWARD	32.712	4	HALIL	21.644	2	15	PERKINS	54.577	54.577	0.000
3	15	PERKINS	32.736	15	PERKINS	21.841	3	27	HAYWARD	54.599	54.671	0.072
4	30	COOPER	32.796	30	COOPER	21.863	4	30	COOPER	54.659	54.772	0.113
5	8	BALL	32.805	27	HAYWARD	21.887	5	8	BALL	54.751	54.751	0.000
6	26	LEE	33.021	8	BALL	21.946	6	4	HALIL	54.892	55.010	0.118
7	4	HALIL	33.248	26	LEE	22.065	7	26	LEE	55.086	55.305	0.219
8	74	WHITBY	33.603	29	CRIPPS	22.225	8	74	WHITBY	55.841	55.841	0.000
9	333	STUBBERFIELD	33.837	74	WHITBY	22.238	9	29	CRIPPS	56.158	56.158	0.000
10	55	TOLAND	33.892	60	GOUGH	22.275	10	333	STUBBERFIELD	56.233	56.543	0.310
11	46	MARSHALL	33.910	333	STUBBERFIELD	22.396	11	60	GOUGH	56.362	56.507	0.145
12	29	CRIPPS	33.933	18	PRENTICE	22.584	12	46	MARSHALL	56.649	56.877	0.228
13	73	TURNER	34.075	73	TURNER	22.640	13	18	PRENTICE	56.677	56.949	0.272
14	60	GOUGH	34.087	52	FLUX	22.640	14	73	TURNER	56.715	57.101	0.386
15	18	PRENTICE	34.093	72	HAMILTON	22.652	15	55	TOLAND	56.784	56.784	0.000
16	72	HAMILTON	34.210	46	MARSHALL	22.739	16	72	HAMILTON	56.862	56.862	0.000
17	52	FLUX	34.296	55	TOLAND	22.892	17	52	FLUX	56.936	56.936	0.000
18	34	NIELD	35.320	34	NIELD	23.752	18	34	NIELD	59.072	59.194	0.122
19	84	ELLISON	36.449	67	BAILEY	23.954	19	84	ELLISON	1:00.749	1:00.943	0.194
20	67	BAILEY	36.795	84	ELLISON	24.300	20	67	BAILEY	1:00.749	1:00.941	0.192
21	100	STANLEY	37.230	100	STANLEY	24.531	21	100	STANLEY	1:01.761	1:01.761	0.000
22	71	BICKERSTAFF	39.036	71	BICKERSTAFF	25.411	22	71	BICKERSTAFF	1:04.447	1:04.804	0.357
23	20	OSTERHOLZER	39.613	20	OSTERHOLZER	25.510	23	20	OSTERHOLZER	1:05.123	1:05.236	0.113

BMCRC - MRO Championships 2024 - Rnd 1 @ Brands Hatch Indy

DFDS Yamaha Past Masters

RACE 20 - STATISTICS

Competitors Started	23
Planned Start	2024-03-17 @ 16:20:00.000
Actual Start	2024-03-17 @ 16:25:42.606
Finish Time	2024-03-17 @ 16:32:07.659
Track Length	1.2079mi.
Total Laps	157
Total Distance Covered	189.6474mi.

Session Fastest Lap History

NO	CL	NAME	LAP TIME	TIME OF DAY	LAP	VEHICLE
51		Kevin WHOLEY	54.203	16:27:37.499	2	Yamaha TZR
51		Kevin WHOLEY	53.761	16:28:31.260	3	Yamaha TZR
51		Kevin WHOLEY	53.703	16:29:24.963	4	Yamaha TZR

Session Leader History

NO	CL	NAME	FROM LAP	LAPS LED	DISTANCE	VEHICLE
51		Kevin WHOLEY	1	7	8.45 miles	Yamaha TZR

Flag History

TYPE	TIME OF DAY
GREEN	16:25:42.606
FINISH	16:32:07.659

Flag Statistics

TYPE	COUNT	TOTAL LAPS	TOTAL TIME
Green	1	7	7:51.180
Red	0	0	0.000
Safety Car	0	0	0.000
FCY	0	0	0.000

BMCRC - MRO Championships 2024 - Rnd 1 @ Brands Hatch Indy

DFDS Yamaha Past Masters

RACE 20 - STATISTICS

CLASS :

11 Starters

Fastest Lap History

NO	NAME	LAP TIME	TIME OF DAY	LAP	VEHICLE
51	Kevin WHOLEY	54.203	16:27:37.499	2	Yamaha TZR
51	Kevin WHOLEY	53.761	16:28:31.260	3	Yamaha TZR
51	Kevin WHOLEY	53.703	16:29:24.963	4	Yamaha TZR

Leader History

NO	NAME	FROM LAP	LAPS LED	DISTANCE	VEHICLE
51	Kevin WHOLEY	1	7	8.45 miles	Yamaha TZR

BMCRC - MRO Championships 2024 - Rnd 1 @ Brands Hatch Indy

DFDS Yamaha Past Masters

RACE 20 - STATISTICS

CLASS : C

9 Starters

Fastest Lap History

NO	NAME	LAP TIME	TIME OF DAY	LAP	VEHICLE
72	John HAMILTON	56.862	16:27:44.911	2	Yamaha TRZ250
60	Danny GOUGH	56.701	16:30:37.879	5	Yamaha TZR 250
333	Mark STUBBERFIELD	56.546	16:31:33.544	6	Yamaha TZR250
333	Mark STUBBERFIELD	56.543	16:32:30.090	7	Yamaha TZR250
60	Danny GOUGH	56.507	16:32:31.697	7	Yamaha TZR 250

Leader History

NO	NAME	FROM LAP	LAPS LED	DISTANCE	VEHICLE
60	Danny GOUGH	1	1	1.20 miles	Yamaha TZR 250
72	John HAMILTON	2	3	3.62 miles	Yamaha TRZ250
333	Mark STUBBERFIELD	5	3	3.62 miles	Yamaha TZR250

BMCRC - MRO Championships 2024 - Rnd 1 @ Brands Hatch Indy

DFDS Yamaha Past Masters

RACE 20 - STATISTICS

CLASS : R

3 Starters

Fastest Lap History

NO	NAME	LAP TIME	TIME OF DAY	LAP	VEHICLE
34	Paul NIELD	59.616	16:27:49.647	2	Yamaha TZR250
34	Paul NIELD	59.402	16:29:48.883	4	Yamaha TZR250
34	Paul NIELD	59.213	16:30:48.095	5	Yamaha TZR250
34	Paul NIELD	59.194	16:32:46.778	7	Yamaha TZR250

Leader History

NO	NAME	FROM LAP	LAPS LED	DISTANCE	VEHICLE
34	Paul NIELD	1	7	8.45 miles	Yamaha TZR250